

SUN 13 NOV 2022
Start Time: 18:00

Start List

Match No: 37

NED - ESP

Referees: DUPLII Marina (UKR) / POBEDRINA Olena (UKR)
Reserve Referees: COVALCIUC Alexei (MDA) / COVALCIUC Igor (MDA)

EHF Supervisor: MEDVED Tatjana (SRB)
EHF Observer: FULEOVA Zuzana (SVK)
Timekeeper: POPOV Sasho (MKD)
Scorekeeper: SAZDOVSKI Vladimir (MKD)

NED - Netherlands

No.	Name	Pos.	Height m	Int. Matches		Competition Statistics								
				MP	G	MP	G	7mG	YC	2Min	RC	S	7mS	
30	DUIJNDAM Rinka	GK	1.78	60	0	4							4	
38	TEN HOLTE Yara	GK	1.75	24	0	4							38	2
6	van der HEIJDEN Laura	RB	1.73	258	785	4	21					2		
7	BONT Debbie	RW	1.75	213	418	4	6					1		
11	WOLFS Pipy	P	1.73	8	3	3								
12	van WETERING Bo	LW	1.71	62	195	4	10							
17	MOLENAAR Catharina Agatha Anna	LB	1.77	10	5	3	1							
19	FRERIKS Merel	P	1.75	72	104	4	6					2		
20	SMITS Inger	CB	1.79	72	125	4	12		1	1				
22	SPRENGERS Zoe	LW	1.66	29	45	4	2							
26	MALESTEIN Antje Angela	RW	1.73	183	492	4	24	10				1		
28	van der VLIET Nikita	P	1.72	24	30	4	8					3		
31	VOLLEBREGT Kelly	RW	1.65	26	48									
44	STRUJIS Maxime	LB	1.74	18	10	4								
48	HOUSHEER Dione	RB	1.80	64	164	4	4					3		
79	POLMAN Estavana	CB	1.74	165	577	4	6							
(I)	ROMPEN Claudia	GK	1.78	4	0									
(I)	van KREIJ Harma Anna Cornelia	LB	1.75	14	11	2								
(S)	DULFER Kelly	LB	1.85	159	239	4	11				1	2	1	
Headcoach JOHANSSON Per Anders (SWE)						Bench/Team						3		

NED Played		
PR	ROU	29-28
PR	MKD	30-15
PR	FRA	24-26
MR	GER	28-36
MR	ESP	13 NOV
MR	MNE	16 NOV

ESP - Spain

No.	Name	Pos.	Height m	Int. Matches		Competition Statistics								
				MP	G	MP	G	7mG	YC	2Min	RC	S	7mS	
41	WIGGINS SANCHO Nicole	GK	1.78	11	0	2							10	
45	AALLA ROTAETXE Maddi	GK	1.73	8	0	3							8	1
6	CAMPOS COSTA Carmen	LB	1.71	43	114	4	12	9						
7	ARROJERÍA ARANTZASTROKE Esther	CB	1.64	11	26	4	4					1		
8	ARDERÍUS MARTIN Silvia	CB	1.68	73	72	1	1							
17	GUTIÉRREZ BERMEJO Jennifer Maria	LW	1.69	82	183	4	10	3						
18	ECHEVERRÍA MARTÍNEZ Maitane	RW	1.68	60	107	4	5					1		
22	GONZALEZ ORTEGA Lara	LB	1.84	151	173	4	7					2		
23	SPUGNINI SANTOMÉ Alba Chiara	P	1.81	9	8	4						1		
30	LÓPEZ JIMÉNEZ Soledad	LW	1.62	70	148	4	9	4						
33	GASSAMA CISSOKHO Kaba	P	1.80	41	52	4	8		1	3				
39	RODRIGUEZ RODRIGUEZ Almudena Maria	RB	1.75	98	179	4	2							
57	VALDIVIA MONSERRAT Paula	RW	1.69	39	54	4	3	1				1		
61	TCHAPTCHET DEFO Lysa	P	1.83	20	15	4	4					1		
62	ARCOS PVEDA Paula	LB	1.66	29	56	4	11					1		
86	CABRAL BARBOSA Alexandrina	LB	1.75	147	673	4	16	3						
(I)	CASTELLANOS SOANEZ Mercedes	GK	1.84	71	2	2							12	
(I)	FERNANDEZ FRAGA Alicia	CB	1.72	76	170	2	2	1						
(I)	ESPINOLA PEREZ Irene	RB	1.84	16	7	1								
Headcoach PRADES PONS Jose Ignacio						Bench/Team						2		

ESP Played		
PR	MNE	23-30
PR	POL	21-22
PR	GER	23-21
MR	ROU	27-28
MR	NED	13 NOV
MR	FRA	16 NOV



WOMEN'S EUROPEAN HANDBALL CHAMPIONSHIP
EHF EURO 2022



Main Round Group II

WOMEN'S EHF EURO 2022

SLOVENIA · NORTH MACEDONIA · MONTENEGRO
4-20 NOVEMBER

SUN 13 NOV 2022
Start Time: 18:00

Start List
Match No: 37

Notes:
Players below the bold line are not playing in this match.

Legend:							
2Min	2-Minute Suspensions	7mG	7-metre Goals	7mS	7-metre Saves	CB	Centre Back
G	Goals	GK	Goalkeeper	LB	Left Back	LW	Left Wing
MP	Matches Played	MR	Main Round	P	Pivot	Pos	Position
PR	Preliminary Round	RB	Right Back	RC	Red Cards	RW	Right Wing
S	Saves	YC	Yellow Cards				

SUN 13 NOV 2022
Start Time: 18:00

Results

Match No: 37

NED 29 - 29 ESP

(15 - 17) (14 - 12)

Attendance: 973

Referees: DUPLII Marina (UKR) / POBEDRINA Olena (UKR)

Netherlands

Coach: JOHANSSON Per Anders

Time outs: 3

No	Name	Total			Goals / Shots							Punishments			TP		
		Goals	Shots	%	7mP	6mC	Wing	BT	FB	FTO	9m	EG	YC	RC		2M	
6	van der HEIJDEN Laura	5	6	83				2/3	3/3								42:10
7	BONT Debbie																12:35
11	WOLFS Pipy																0:00
12	van WETERING Bo	1	2	50		1/1			0/1								25:04
17	MOLENAAR Catharina Agatha Anna	1	3	33					0/1							1/2	10:57
19	FRERIKS Merel	6	8	75		2/4	2/2		1/1		1/1					2	58:20
20	SMITS Inger	6	8	75					2/4	1/1							50:55
22	SPRENGERS Zoe	2	3	67			2/2										35:04
26	MALESTEIN Antje Angela	2	3	67	1/1			0/1	1/1								47:22
28	van der VLIET Nikita	1	1	100				1/1									38:06
30	DUIJNDAM Rinka	1	1	100												1/1	40:44
31	VOLLEBREGT Kelly																0:00
38	TEN HOLTE Yara																0:00
44	STRUIJS Maxime																0:00
48	HOUSHEER Dione																17:12
79	POLMAN Estavana	4	9	44				0/1	2/2	0/1							26:15
Totals		29	44	66	1/1	3/5	7/10	8/12	2/3			6/11	2/2			3	60:00

No	Name	Total			Saves / Shots						
		Saves	Shots	%	7mP	6mC	Wing	BT	FB	FTO	9m
30	DUIJNDAM Rinka	5	23	22	0/1	2/3	1/6	0/6	0/2		2/4
38	TEN HOLTE Yara	1	12	8	0/1		0/4	1/3	0/3		0/1
Totals		6	35	17	0/2	2/3	1/10	1/9	0/5		2/5

Spain

Coach: PRADES PONS Jose Ignacio

Time outs: 2

No	Name	Total			Goals / Shots							Punishments			TP		
		Goals	Shots	%	7mP	6mC	Wing	BT	FB	FTO	9m	EG	YC	RC		2M	
6	CAMPOS COSTA Carmen	1	1	100								1/1					18:49
7	ARROJERIA ARANTZAZISTROKE Esther	3	5	60		0/1	1/1	2/2				0/1					31:19
8	ARDERIUS MARTIN Silvia	2	2	100				1/1				1/1					14:28
17	GUTIÉRREZ BERMEO Jennifer Maria	3	4	75	1/1			1/2		1/1							29:23
18	ECHEVERRIA MARTINEZ Maitane	1	2	50				1/2									16:47
22	GONZALEZ ORTEGA Lara																28:09
23	SPUGNINI SANTOMÉ Alba Chiara	1	2	50				0/1					1/1				5:28
30	LOPEZ JIMÉNEZ Soledad	3	3	100				1/1		2/2							30:00
33	GASSAMA CISSOKHO Kaba	1	2	50		0/1										1	30:17
39	RODRIGUEZ RODRIGUEZ Almudena Maria	2	2	100					2/2								16:38
41	WIGGINS SANCHO Nicole																57:16
45	AALLA ROTAETXE Maddi																0:11
57	VALDIVIA MONSERRAT Paula	4	5	80	1/1		3/4									1	40:40
61	TCHAPTCHET DEFO Lysa	1	2	50		1/2										1	27:44
62	ARCOS POVEDA Paula	3	5	60				1/1	2/2	0/1		0/1					42:18
86	CABRAL BARBOSA Alexandrina	4	8	50				1/2	1/2	2/2		0/2					30:33
Totals		29	43	67	2/2	1/4	9/14	8/9	5/6			3/7	1/1			3	60:00

No	Name	Total			Saves / Shots						
		Saves	Shots	%	7mP	6mC	Wing	BT	FB	FTO	9m
41	WIGGINS SANCHO Nicole	9	37	24		1/4	3/10	2/10	1/3		2/8
45	AALLA ROTAETXE Maddi	0	1	0	0/1						
Totals		9	38	24	0/1	1/4	3/10	2/10	1/3		2/8

Attacks

Team	All		Player Majority		Player Minority		Position Attacks		FB		Ind. FB		Team FB		TO	TO %
	G/Att.	%	G/Att.	%	G/Att.	%	G/Att.	%	G/Att.	%	G/Att.	%	G/Att.	%		
NED	29/59	49	2/3	67	1/2	50	25/53	47	2/4	50			2/4	50	15	25
ESP	29/56	52	3/5	60	2/5	40	23/49	47	5/6	83			5/6	83	16	29

RUNNING SCORE

NED - ESP	
1st Half	
0 (2') 1	VALDIVIA MONSERRAT
1 (3') 1	SMITS I
1 (4') 2	VALDIVIA MONSERRAT
1 (5') 3	LOPEZ JIMÉNEZ S
2 (5') 3	POLMAN E
2 (5') 4	LOPEZ JIMÉNEZ S
3 (6') 4	FRERIKS M
3 (6') 5	CABRAL BARBOSA A
4 (7') 5	FRERIKS M
4 (10') 6	ARCOS POVEDA P
4 (11') 7	CAMPOS COSTA C
5 (11') 7	POLMAN E
5 (12') 8	CABRAL BARBOSA A
6 (13') 8	SMITS I
6 (14') 9	CABRAL BARBOSA A
6 (15') 10	CABRAL BARBOSA A
7 (15') 10	van WETERING B
7 (16') 11	ARROJERIA ARANTZA
7 (17') 12	RODRIGUEZ RODRIGUE
7 (17') 13	LOPEZ JIMÉNEZ S
8 (18') 13	POLMAN E
8 (19') 14	VALDIVIA MONSERRAT
9 (20') 14	van der HEIJDEN L
10 (21') 14	van der HEIJDEN L
10 (22') 15	RODRIGUEZ RODRIGUE
11 (23') 15	POLMAN E
11 (25') 16	ARDERIUS MARTIN S
12 (26') 16	van der VLIET N
12 (26') 17	SPUGNINI SANTOMÉ A
13 (26') 17	SPRENGERS Z
14 (29') 17	SMITS I
15 (30') 17	FRERIKS M
2nd Half	
16 (32') 17	van der HEIJDEN L
16 (34') 18	ARCOS POVEDA P
17 (35') 18	SMITS I
17 (35') 19	GASSAMA CISSOKHO K
18 (37') 19	FRERIKS M
19 (39') 19	SPRENGERS Z
19 (39') 20	TCHAPTCHET DEFO L
20 (40') 20	FRERIKS M
21 (40') 20	DUIJNDAM R
21 (41') 21	GUTIÉRREZ BERMEO
22 (42') 21	SMITS I
22 (42') 22	VALDIVIA MONSERRAT
22 (43') 23	GUTIÉRREZ BERMEO
22 (44') 24	ARCOS POVEDA P
23 (46') 24	FRERIKS M
24 (49') 24	MOLENAAR C
24 (50') 25	ARROJERIA ARANTZA
25 (51') 25	MALESTEIN A
26 (52') 25	MALESTEIN A
26 (52') 26	ARROJERIA ARANTZA
27 (52') 26	van der HEIJDEN L
27 (54') 27	ARDERIUS MARTIN S
28 (56') 27	SMITS I
28 (56') 28	GUTIÉRREZ BERMEO
29 (57') 28	van der HEIJDEN L
29 (60') 29	ECHEVERRIA MARTINE

Legend:	
%	Efficiency
9m	9-metre Shots
FTO	Fast Throw off
TO	Turnover
2M	2-Minute Suspensions
BT	Breakthroughs
G/Att.	Goals/Attacks
TP	Time Played
6mC	6-metre Centre Shots
EG	Empty Goal
Ind.	Individual
YC	Yellow Cards
7m	7-metre Penalty Shots
FB	Fast Breaks
RC	Red Cards

SUN 13 NOV 2022
Start Time: 18:00

Match Team Statistics

Match No: 37

NED 29 - 29 ESP

(15 - 17) (14 - 12)

Referees: DUPLII Marina (UKR) / POBEDRINA Olena (UKR)

NED - Netherlands Coach: JOHANSSON Per Anders (SWE)

Time outs: 3

No.	Name	Total			All Goals / Shots								Punishments				Offence			Defence			TP	
		Goals	Shots	%	7mP	7m%	6mC	Wing	BT	FB	FTO	9m	EG	YC	RC	2M	2+2	AS	R7	TO/TF	ST	BS		P7
6	van der HEIJDEN Laura	5	6	83				2/3	3/3									1		1 / 2				42:10
7	BONT Debbie																							12:35
11	WOLFS Pipy																							0:00
12	van WETERING Bo	1	2	50			1/1		0/1									1						25:04
17	MOLENAAR Catharina Agatha Anna	1	3	33					0/1		1/2						1	1	1					10:57
19	FRERIKS Merel	6	8	75			2/4	2/2		1/1	1/1				2				1		1	1	1	58:20
20	SMITS Inger	6	8	75					2/4	1/1	2/2	1/1					1		1 / 2					50:55
22	SPRENGERS Zoe	2	3	67				2/2			0/1								1		1			35:04
26	MALESTEIN Antje Angela	2	3	67	1/1	100		0/1	1/1												1			47:22
28	van der VLIET Nikita	1	1	100				1/1							1				1				1	38:06
30	DUIJNDAM Rinka	1	1	100								1/1												40:44
31	VOLLEBREGT Kelly																							0:00
38	TEN HOLTE Yara																	1						15:16
44	STRUIJS Maxime																							0:00
48	HOUSHEER Dione																		2					17:12
79	POLMAN Estavana	4	9	44				0/1	2/2	0/1	2/5							4		1 / 2				26:15
Totals		29	44	66	1/1	100	3/5	7/10	8/12	2/3	6/11	2/2			3			9	1	9 / 6	3	1	2	

No.	Name	Total			All Saves / Shots										
		Saves	Shots	%	7mP	7m%	6mC	Wing	BT	FB	FTO	9m	9m%	NS	NS%
30	DUIJNDAM Rinka	5	23	22	0/1	0	2/3	1/6	0/6	0/2		2/4	50	3/15	20
38	TEN HOLTE Yara	1	12	8	0/1	0		0/4	1/3	0/3		0/1	0	1/7	14
Totals		6	35	17	0/2	0	2/3	1/10	1/9	0/5		2/5	40	4/22	18

Attacks

Team	All		Player Majority		Player Minority		Position Attacks		FB		Ind. FB		Team FB		TO	TO %
	G/Att.	%	G/Att.	%	G/Att.	%	G/Att.	%	G/Att.	%	G/Att.	%	G/Att.	%		
NED	29/59	49	2/3	67	1/2	50	25/53	47	2/4	50			2/4	50	15	25

Team Shots

	Goals	Saves	Missed	Post	Blocked	Total	%	Prop %
6m Shots	3	1		1		5	60	11
Wing Shots	7	3				10	70	23
L R	4 3	1 2				5 5	80 60	11 11
9m Shots	6	2	2		1	11	55	25
L C R	6	1 1	2		1	1 10	0 60	2 23 0
7m Penalty Throws	1					1	100	2
Fast Breaks	2	1				3	67	7
Breakthroughs	8	2	1	1		12	67	27
Totals	29	9	3	2	1	44	66	100

Legend:	
% Efficiency	2M 2-Minute Suspensions
9m 9-metre Shots	AS Assists
EG Empty Goal	FB Fast Breaks
L Left	NS Near Shots
R Right	RC Red Cards
Wing Wing Shots	YC YC
	2+2 2+2 Minute Suspensions
	BS Blocked Shots
	FTO Fast Throw off
	P7 Penalty 7-metre Fouls
	ST Steals
	6mC 6-metre Centre Shots
	BT Breakthroughs
	G/Att. Goals/Attacks
	Prop % Proportion of Goals
	TO/TF Turnover/Technical Faults
	7mP 7-metre Penalty Shots
	C Center
	Ind. Individual
	R7 Received 7-metre Fouls
	TP Time Played

SUN 13 NOV 2022
 Start Time: 18:00

Main Round Group II

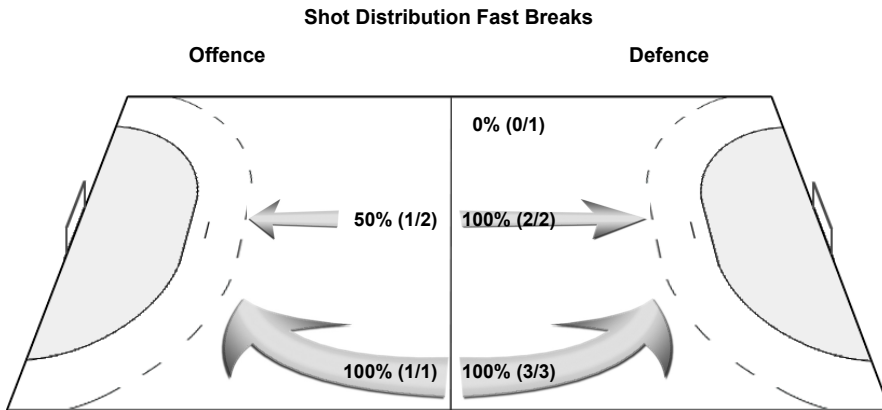
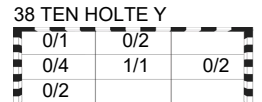
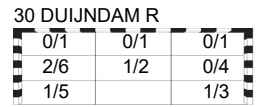
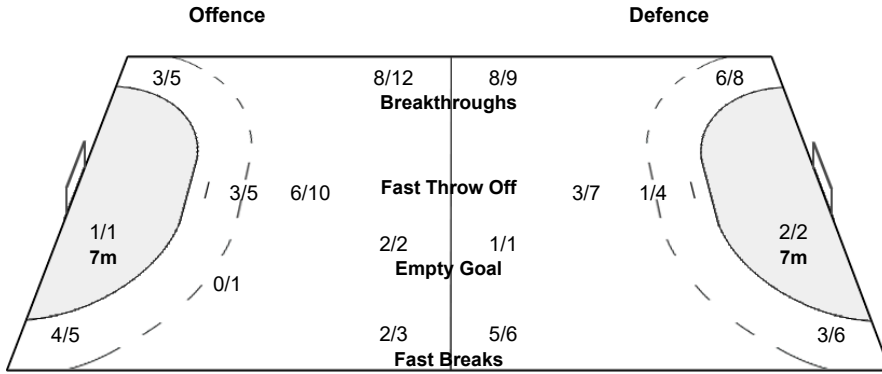
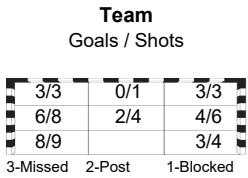
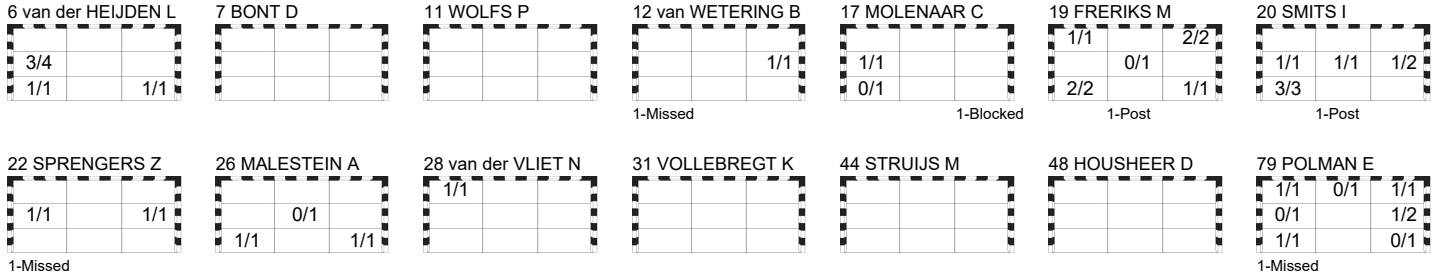
Match Team Statistics
Match No: 37

NED 29 - 29 ESP
 (15 - 17) (14 - 12)

Referees: DUPLII Marina (UKR) / POBEDRINA Olena (UKR)

NED - Netherlands

OverView of Shot Distribution



SUN 13 NOV 2022
Start Time: 18:00

Match Team Statistics

Match No: 37

NED 29 - 29 ESP

(15 - 17) (14 - 12)

Referees: DUPLII Marina (UKR) / POBEDRINA Olena (UKR)

ESP - Spain

Coach: PRADES PONS Jose Ignacio

Time outs: 2

No.	Name	Total			All Goals / Shots								Punishments				Offence			Defence			TP	
		Goals	Shots	%	7mP	7m%	6mC	Wing	BT	FB	FTO	9m	EG	YC	RC	2M	2+2	AS	R7	TO/TF	ST	BS		P7
6	CAMPOS COSTA Carmen	1	1	100							1/1							3		1 / 3				18:49
7	ARROJERIA ARANTZAZISTROKE Esther	3	5	60			0/1	1/1	2/2		0/1								2			1		31:19
8	ARDERIUS MARTIN Silvia	2	2	100					1/1											3				14:28
17	GUTIÉRREZ BERMEJO Jennifer María	3	4	75	1/1	100		1/2		1/1										/ 1				29:23
18	ECHEVERRIA MARTINEZ Maitane	1	2	50				1/2															1	16:47
22	GONZALEZ ORTEGA Lara																	2						28:09
23	SPUGNINI SANTOMÉ Alba Chiara	1	2	50				0/1				1/1												5:28
30	LOPEZ JIMÉNEZ Soledad	3	3	100				1/1		2/2														30:00
33	GASSAMA CISSOKHO Kaba	1	2	50			0/1				1/1				1		2	1	/ 1	1	1			30:17
39	RODRIGUEZ RODRIGUEZ Almudena María	2	2	100					2/2										1					16:38
41	WIGGINS SANCHO Nicole																							57:16
45	AALLA ROTAETXE Maddi																							0:11
57	VALDIVIA MONSERRAT Paula	4	5	80	1/1	100		3/4							1									40:40
61	TCHAPCHET DEFO Lysa	1	2	50			1/2								1		1	1			1			27:44
62	ARCOS POVEDA Paula	3	5	60				1/1	2/2	0/1	0/1							6		/ 3	2			42:18
86	CABRAL BARBOSA Alexandrina	4	8	50				1/2	1/2	2/2	0/2							1						30:33
Team																								1
Totals		29	43	67	2/2	100	1/4	9/14	8/9	5/6		3/7	1/1			3		15	2	8 / 8	5	1	1	

No.	Name	Total			All Saves / Shots										
		Saves	Shots	%	7mP	7m%	6mC	Wing	BT	FB	FTO	9m	9m%	NS	NS%
41	WIGGINS SANCHO Nicole	9	37	24			1/4	3/10	2/10	1/3		2/8	25	6/24	25
45	AALLA ROTAETXE Maddi	0	1	0	0/1	0									
Totals		9	38	24	0/1	0	1/4	3/10	2/10	1/3		2/8	25	6/24	25

Attacks

Team	All		Player Majority		Player Minority		Position Attacks		FB		Ind. FB		Team FB		TO	TO %
	G/Att.	%	G/Att.	%	G/Att.	%	G/Att.	%	G/Att.	%	G/Att.	%	G/Att.	%		
ESP	29/56	52	3/5	60	2/5	40	23/49	47	5/6	83			5/6	83	16	29

Team Shots

	Goals	Saves	Missed	Post	Blocked	Total	%	Prop %
6m Shots	1	2	1			4	25	9
Wing Shots	9	1	1	3		14	64	33
L R	3 6	1	1	1 2		6 8	50 75	14 19
9m Shots	3	2	1		1	7	43	16
L C R	3	2	1		1	7	43	0 16 0
7m Penalty Throws	2					2	100	5
Fast Breaks	5			1		6	83	14
Breakthroughs	8	1				9	89	21
Totals	29	6	3	4	1	43	67	100

Legend:									
%	Efficiency	2M	2-Minute Suspensions	2+2	2+2 Minute Suspensions	6mC	6-metre Centre Shots	7mP	7-metre Penalty Shots
9m	9-metre Shots	AS	Assists	BS	Blocked Shots	BT	Breakthroughs	C	Center
EG	Empty Goal	FB	Fast Breaks	FTO	Fast Throw off	G/Att.	Goals/Attacks	Ind.	Individual
L	Left	NS	Near Shots	P7	Penalty 7-metre Fouls	Prop %	Proportion of Goals	R7	Received 7-metre Fouls
R	Right	RC	Red Cards	ST	Steals	TO/TF	Turnover/Technical Faults	TP	Time Played
Wing	Wing Shots	YC	YC						

SUN 13 NOV 2022
Start Time: 18:00

Main Round Group II

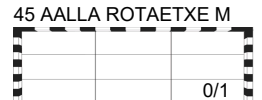
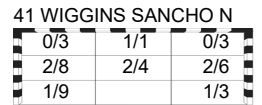
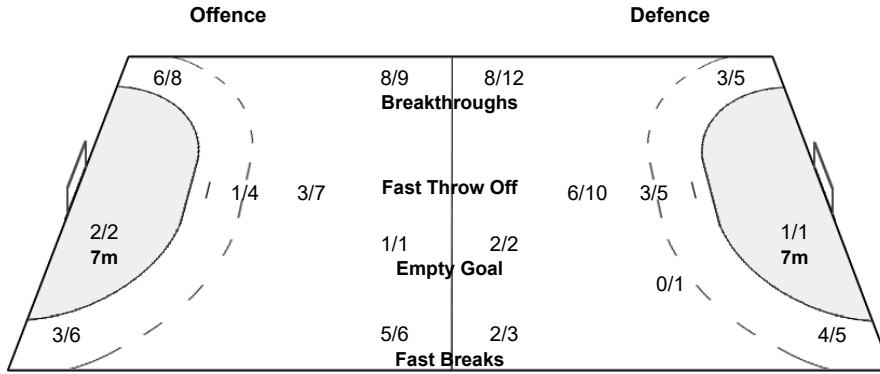
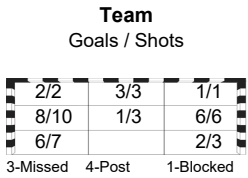
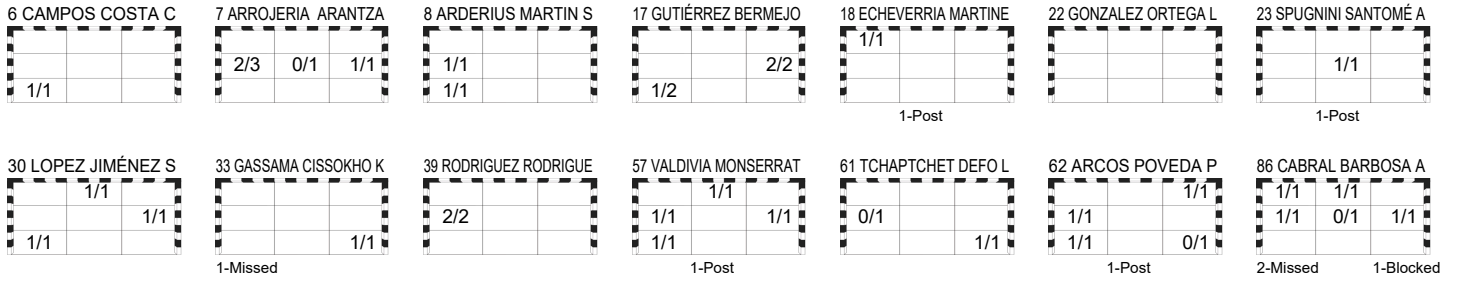
Match Team Statistics
Match No: 37

NED 29 - 29 ESP
(15 - 17) (14 - 12)

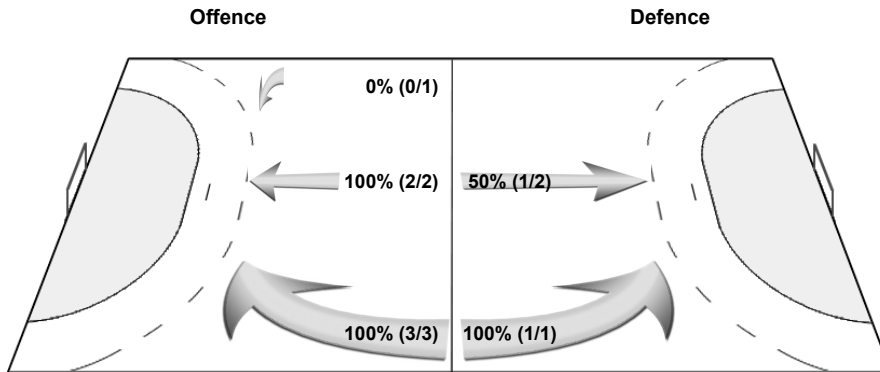
Referees: DUPLII Marina (UKR) / POBEDRINA Olena (UKR)

ESP - Spain

Overview of Shot Distribution



Shot Distribution Fast Breaks



SUN 13 NOV 2022
Start Time: 18:00

Play by Play
Match No: 37

NED 29 - 29 ESP
(15 - 17) (14 - 12)

Referees: DUPLII Marina (UKR) / POBEDRINA Olena (UKR)

NED	6 van der HEIJDEN Laura	7 BONT Debbie	11 WOLFS Pipy	12 van WETERING Bo
	17 MOLENAAR Catharina Agatha Anna	19 FRERIKS Merel	20 SMITS Inger	22 SPRENGERS Zoe
	26 MALESTEIN Antje Angela	28 van der VLIET Nikita	30 DUIJNDAM Rinka	31 VOLLEBREGT Kelly
	38 TEN HOLTE Yara	44 STRUIJS Maxime	48 HOUSHEER Dione	79 POLMAN Estavana
	A JOHANSSON Per Anders	B CLARIJS Ricardo	C JANKOVIC Jasmina	D WILLEMSSEN Linn
ESP	6 CAMPOS COSTA Carmen	7 ARROJERIA ARANTZAZISTROKE Esther	8 ARDERIUS MARTIN Silvia	17 GUTIÉRREZ BERMEJO Jennifer Maria
	18 ECHEVERRIA MARTINEZ Maitane	22 GONZALEZ ORTEGA Lara	23 SPUGNINI SANTOMÉ Alba Chiara	30 LOPEZ JIMÉNEZ Soledad
	33 GASSAMA CISSOKHO Kaba	39 RODRIGUEZ RODRIGUEZ Almudena Maria	41 WIGGINS SANCHO Nicole	45 AALLA ROTAETXE Maddi
	57 VALDIVIA MONSERRAT Paula	61 TCHAPTCHET DEFO Lysa	62 ARCOS POVEDA Paula	86 CABRAL BARBOSA Alexandrina
	A PRADES PONS Jose Ignacio	B ALVAREZ ARRUTI Imanol	C ALONSO BERNARDO Jessica	D FLORES LOZANO Cesar

1st HALF

Match Time	NED - Netherlands	Score	Lead	ESP - Spain
0:00	38 TEN HOLTE Y Goalkeeper			41 WIGGINS SANCHO N Goalkeeper
1:12		0 - 1	-1	57 VALDIVIA MONSERRAT Goal right wing middle left (62 ARCOS POVEDA P), 85 km/h
1:37	79 POLMAN E Shot centre 9m saved bottom right			
2:34				6 CAMPOS COSTA C Technical Fault
2:44	20 SMITS I Goal breakthrough bottom left, 83 km/h	1 - 1	0	
3:20	19 FRERIKS M 7m caused			33 GASSAMA CISSOKHO K 7m received
3:36		1 - 2	-1	57 VALDIVIA MONSERRAT Goal Penalty shot bottom left (33 GASSAMA CISSOKHO K), 89 km/h
4:04	19 FRERIKS M Shot centre 6m saved middle centre			
4:12		1 - 3	-2	30 LOPEZ JIMÉNEZ S Goal fast break middle right (22 GONZALEZ ORTEGA L), 81 km/h
4:41	79 POLMAN E Goal breakthrough top left, 98 km/h	2 - 3	-1	
4:52		2 - 4	-2	30 LOPEZ JIMÉNEZ S Goal left wing top centre (62 ARCOS POVEDA P), 43 km/h
5:23	19 FRERIKS M Goal centre 6m top left (20 SMITS I), 86 km/h	3 - 4	-1	
5:38				86 CABRAL BARBOSA A Shot breakthrough saved middle centre
5:46	19 FRERIKS M Turnover			62 ARCOS POVEDA P Steal
5:51		3 - 5	-2	86 CABRAL BARBOSA A Goal fast break top left (62 ARCOS POVEDA P), 82 km/h
6:31	19 FRERIKS M Goal left wing top right (12 van WETERING B), 87 km/h	4 - 5	-1	
7:07				6 CAMPOS COSTA C Technical Fault
7:19	12 van WETERING B Shot breakthrough missed			
7:56				33 GASSAMA CISSOKHO K Shot centre 6m missed
8:27	20 SMITS I Technical Fault			
9:17		4 - 6	-2	62 ARCOS POVEDA P Goal right wing middle left, 99 km/h
9:30	26 MALESTEIN A Shot right wing saved middle centre			
10:08		4 - 7	-3	6 CAMPOS COSTA C Goal centre 9m bottom left, 61 km/h
10:39	79 POLMAN E Goal centre 9m top right, 91 km/h	5 - 7	-2	
11:19		5 - 8	-3	86 CABRAL BARBOSA A Goal left wing top centre (6 CAMPOS COSTA C), 32 km/h
11:23	20 SMITS I Shot breakthrough saved middle right			
11:32				62 ARCOS POVEDA P Technical Fault
12:15	48 HOUSHEER D Turnover			
12:49				6 CAMPOS COSTA C Technical Fault
12:54	20 SMITS I Goal fast break middle left (38 TEN HOLTE Y), 87 km/h	6 - 8	-2	
13:31		6 - 9	-3	86 CABRAL BARBOSA A Goal breakthrough middle left, 67 km/h
13:59	48 HOUSHEER D Turnover			33 GASSAMA CISSOKHO K Steal
14:06		6 - 10	-4	86 CABRAL BARBOSA A Goal fast break middle right (33 GASSAMA CISSOKHO K), 95 km/h
14:14	12 van WETERING B Goal centre 6m middle right, 81 km/h	7 - 10	-3	
15:07		7 - 11	-4	7 ARROJERIA ARANTZA Goal breakthrough middle left, 80 km/h
15:16	30 DUIJNDAM R for 38 TEN HOLTE Y Goalkeeper Substitution			
15:31	79 POLMAN E Technical Fault			
16:16		7 - 12	-5	39 RODRIGUEZ RODRIGUE Goal breakthrough middle left, 102 km/h
16:27	22 SPRENGERS Z Turnover			7 ARROJERIA ARANTZA Steal
16:32		7 - 13	-6	30 LOPEZ JIMÉNEZ S Goal fast break bottom left (22 GONZALEZ ORTEGA L), 74 km/h
16:33	Team timeout			
16:57	17 MOLENAAR C Shot centre 9m blocked			33 GASSAMA CISSOKHO K Block
17:35				7 ARROJERIA ARANTZA Shot centre 9m saved middle left
17:44	79 POLMAN E Goal breakthrough middle right, 97 km/h	8 - 13	-5	
18:41	28 van der VLIET N 2-minutes suspension			
18:58		8 - 14	-6	57 VALDIVIA MONSERRAT Goal right wing middle right (6 CAMPOS COSTA C), 89 km/h
19:03	79 POLMAN E for 30 DUIJNDAM R Empty goal			
19:26				61 TCHAPTCHET DEFO L 2-minutes suspension

SUN 13 NOV 2022
Start Time: 18:00

Play by Play
Match No: 37

NED 29 - 29 ESP
(15 - 17) (14 - 12)

1st HALF

Match Time	NED - Netherlands	Score	Lead	ESP - Spain
19:38	30 DUIJNDAM R for 79 POLMAN E Goalkeeper back			
19:38	6 van der HEIJDEN L Goal breakthrough bottom right, 77 km/h	9 - 14	-5	
19:45				8 ARDERIUS MARTIN S for 41 WIGGINS SANCHO N Empty goal
20:06				8 ARDERIUS MARTIN S Turnover
20:05				41 WIGGINS SANCHO N for 57 VALDIVIA MONSERRAT Goalkeeper back
20:14	79 POLMAN E for 30 DUIJNDAM R Empty goal			
20:27	6 van der HEIJDEN L Goal breakthrough middle left, 96 km/h	10 - 14	-4	
20:29	30 DUIJNDAM R for 12 van WETERING B Goalkeeper back			
20:37				57 VALDIVIA MONSERRAT for 41 WIGGINS SANCHO N Empty goal
21:17		10 - 15	-5	39 RODRIGUEZ RODRIGUE Goal breakthrough middle left, 97 km/h
21:25				41 WIGGINS SANCHO N for 8 ARDERIUS MARTIN S Goalkeeper back
22:00	79 POLMAN E Goal centre 9m bottom left, 93 km/h	11 - 15	-4	
22:51				Team timeout
22:57				8 ARDERIUS MARTIN S Turnover
23:20	79 POLMAN E for 30 DUIJNDAM R Empty goal			
23:25	6 van der HEIJDEN L Technical Fault			
23:26	30 DUIJNDAM R for 20 SMITS I Goalkeeper back			
24:02	19 FRERIKS M Steal			39 RODRIGUEZ RODRIGUE Turnover
24:14	79 POLMAN E Shot fast break saved middle right			
24:48		11 - 16	-5	8 ARDERIUS MARTIN S Goal centre 9m middle left, 91 km/h
24:56	22 SPRENGERS Z for 30 DUIJNDAM R Empty goal			
25:15	28 van der VLIET N Goal right wing top left (6 van der HEIJDEN L), 89 km/h	12 - 16	-4	
25:17	30 DUIJNDAM R for 79 POLMAN E Goalkeeper back			
25:23		12 - 17	-5	23 SPUGNINI SANTOMÉ A Goal empty goal middle centre, 58 km/h
25:36	79 POLMAN E for 30 DUIJNDAM R Empty goal			
25:57	22 SPRENGERS Z Goal left wing middle left, 85 km/h	13 - 17	-4	
25:58				57 VALDIVIA MONSERRAT 2-minutes suspension
25:58	30 DUIJNDAM R for 20 SMITS I Goalkeeper back			
26:31				23 SPUGNINI SANTOMÉ A Shot left wing post
26:38	79 POLMAN E for 30 DUIJNDAM R Empty goal			
26:44	30 DUIJNDAM R for 28 van der VLIET N Goalkeeper back			
27:17	6 van der HEIJDEN L Shot right wing saved middle left			
27:53				62 ARCOS POVEDA P Shot centre 9m saved bottom right
28:00	20 SMITS I Goal empty goal middle centre, 90 km/h	14 - 17	-3	
29:31				62 ARCOS POVEDA P Technical Fault
29:52	19 FRERIKS M Goal centre 9m bottom left (79 POLMAN E), 87 km/h	15 - 17	-2	

2nd HALF

Match Time	NED - Netherlands	Score	Lead	ESP - Spain
30:00	30 DUIJNDAM R Goalkeeper			41 WIGGINS SANCHO N Goalkeeper
30:28	6 van der HEIJDEN L Turnover			
30:33				62 ARCOS POVEDA P Shot fast break post
30:38				57 VALDIVIA MONSERRAT Shot right wing post
30:44				86 CABRAL BARBOSA A Shot left wing missed
31:25	6 van der HEIJDEN L Goal right wing middle left, 85 km/h	16 - 17	-1	
31:57	26 MALESTEIN A Steal			6 CAMPOS COSTA C Turnover
32:03	28 van der VLIET N Turnover (FB)			62 ARCOS POVEDA P Steal
33:13	19 FRERIKS M 2-minutes suspension			
33:31		16 - 18	-2	62 ARCOS POVEDA P Goal breakthrough bottom left, 98 km/h
33:33	79 POLMAN E for 30 DUIJNDAM R Empty goal			
34:19	20 SMITS I Goal breakthrough bottom left, 97 km/h	17 - 18	-1	
34:20	30 DUIJNDAM R for 6 van der HEIJDEN L Goalkeeper back			
34:46		17 - 19	-2	33 GASSAMA CISSOKHO K Goal centre 9m bottom right (6 CAMPOS COSTA C), 77 km/h
34:54	6 van der HEIJDEN L for 30 DUIJNDAM R Empty goal			
35:18	6 van der HEIJDEN L Technical Fault			
35:17	30 DUIJNDAM R for 79 POLMAN E Goalkeeper back			
36:00				33 GASSAMA CISSOKHO K Technical Fault
36:28	19 FRERIKS M Goal left wing bottom right (79 POLMAN E), 81 km/h	18 - 19	-1	
37:27	19 FRERIKS M Block			86 CABRAL BARBOSA A Shot centre 9m blocked
37:42	22 SPRENGERS Z Shot centre 9m missed			
37:53				33 GASSAMA CISSOKHO K 2-minutes suspension
38:06	22 SPRENGERS Z Goal left wing middle right (79 POLMAN E), 94 km/h	19 - 19	0	
38:07				61 TCHAPTCHET DEFO L for 41 WIGGINS SANCHO N Empty goal
38:38		19 - 20	-1	61 TCHAPTCHET DEFO L Goal centre 6m bottom right (62 ARCOS POVEDA P), 61 km/h
38:39				41 WIGGINS SANCHO N for 17 GUTIÉRREZ BERMEJO Goalkeeper back
39:16	19 FRERIKS M Goal centre 6m top right (79 POLMAN E), 80 km/h	20 - 20	0	

SUN 13 NOV 2022

Start Time: 18:00

Play by Play

Match No: 37

NED 29 - 29 ESP

(15 - 17) (14 - 12)

2nd HALF

Match Time	NED - Netherlands	Score	Lead	ESP - Spain
39:18				7 ARROJERIA ARANTZA for 41 WIGGINS SANCHO N Empty goal
39:50				7 ARROJERIA ARANTZA Shot centre 6m saved middle centre
39:52				41 WIGGINS SANCHO N for 62 ARCOS POVEDA P Goalkeeper back
39:54	30 DUIJNDAM R Goal empty goal middle centre, 90 km/h	21 - 20	+1	
40:35	28 van der VLIET N 7m caused			61 TCHAPCHET DEFO L 7m received
40:38		21 - 21	0	17 GUTIÉRREZ BERMEJO Goal Penalty shot bottom left (61 TCHAPCHET DEFO L), 84 km/h
41:21	20 SMITS I Goal centre 9m bottom left, 97 km/h	22 - 21	+1	
41:54		22 - 22	0	57 VALDIVIA MONSERRAT Goal right wing top centre (62 ARCOS POVEDA P), 33 km/h
42:34	79 POLMAN E Shot left wing saved middle left			
42:47		22 - 23	-1	17 GUTIÉRREZ BERMEJO Goal left wing middle right (86 CABRAL BARBOSA A), 90 km/h
43:22	79 POLMAN E Shot left 9m saved top centre			
43:59		22 - 24	-2	62 ARCOS POVEDA P Goal breakthrough top right, 94 km/h
44:14	20 SMITS I Technical Fault			
45:11				7 ARROJERIA ARANTZA Turnover
45:16	19 FRERIKS M Goal fast break bottom left, 83 km/h	23 - 24	-1	
45:57	19 FRERIKS M 2-minutes suspension			
46:16				18 ECHEVERRIA MARTINE Shot right wing post
46:14	79 POLMAN E for 30 DUIJNDAM R Empty goal			
46:45	79 POLMAN E Turnover			
46:50	30 DUIJNDAM R for 6 van der HEIJDEN L Goalkeeper back			
47:23				61 TCHAPCHET DEFO L Shot centre 6m saved middle left
47:31	17 MOLENAAR C for 30 DUIJNDAM R Empty goal			
48:00	30 DUIJNDAM R for 19 FRERIKS M Goalkeeper back			
48:08	17 MOLENAAR C Goal centre 9m middle left, 84 km/h	24 - 24	0	
48:34				17 GUTIÉRREZ BERMEJO Shot left wing saved bottom left
49:07	20 SMITS I Turnover			61 TCHAPCHET DEFO L Steal
49:14				17 GUTIÉRREZ BERMEJO Technical Fault (FB)
49:48	17 MOLENAAR C Shot breakthrough saved bottom left			
49:53		24 - 25	-1	7 ARROJERIA ARANTZA Goal breakthrough middle right, 98 km/h
49:58	Team timeout			
50:16	17 MOLENAAR C 7m received			18 ECHEVERRIA MARTINE 7m caused
50:18				45 AALLA ROTAETXE M for 41 WIGGINS SANCHO N Goalkeeper Substitution
50:18	26 MALESTEIN A Goal Penalty shot bottom right (17 MOLENAAR C), 98 km/h	25 - 25	0	
50:29				41 WIGGINS SANCHO N for 45 AALLA ROTAETXE M Goalkeeper Substitution
50:57	22 SPRENGERS Z Steal			7 ARROJERIA ARANTZA Turnover
51:06	26 MALESTEIN A Goal breakthrough bottom left, 83 km/h	26 - 25	+1	
51:21		26 - 26	0	7 ARROJERIA ARANTZA Goal right wing middle left, 99 km/h
51:50	6 van der HEIJDEN L Goal right wing middle left, 90 km/h	27 - 26	+1	
52:24				8 ARDERIUS MARTIN S Turnover
53:03	20 SMITS I Shot breakthrough post			
53:33		27 - 27	0	8 ARDERIUS MARTIN S Goal breakthrough bottom left, 75 km/h
54:09	17 MOLENAAR C Turnover			
55:05				Turnover bench/team
55:46	20 SMITS I Goal centre 9m middle right, 98 km/h	28 - 27	+1	
55:54		28 - 28	0	17 GUTIÉRREZ BERMEJO Goal fast break middle right, 91 km/h
56:23	6 van der HEIJDEN L Goal breakthrough bottom left, 91 km/h	29 - 28	+1	
57:07				86 CABRAL BARBOSA A Shot centre 9m missed
57:55	19 FRERIKS M Shot centre 6m post			
58:16				62 ARCOS POVEDA P Technical Fault
59:14	79 POLMAN E Shot centre 9m missed			
59:20				Team timeout
59:20				33 GASSAMA CISSOKHO K for 41 WIGGINS SANCHO N Empty goal
59:39		29 - 29	0	18 ECHEVERRIA MARTINE Goal right wing top left (62 ARCOS POVEDA P), 83 km/h
59:39				41 WIGGINS SANCHO N for 8 ARDERIUS MARTIN S Goalkeeper back
59:40	Team timeout			
59:56	79 POLMAN E Technical Fault			

SUN 13 NOV 2022
 Start Time: 18:00

Main Round Group II

Empty Goal Analysis

Match No: 37

NED 29 - 29 ESP

(15 - 17) (14 - 12)

Referees: DUPLII Marina (UKR) / POBEDRINA Olena (UKR)

ATTACKS DURING OWN EMPTY GOAL SITUATION

Players on Court	Attacks		Goals		Saves		Missed		Blocked		Post		Turnovers		Scoring Efficiency		Goals Against	
	NED	ESP	NED	ESP	NED	ESP	NED	ESP	NED	ESP	NED	ESP	NED	ESP	NED	ESP	NED	ESP
7 Against 6	5	1	3	1									2		60	100	1	
6 Against 6	2	3	1	2		1							1		50	67		1
Others	3	1	2	0	1									1	67	0		
Total:	10	5	6	3	1	1							3	1	60	60	1	2

GOALS/ATTACKS DURING OWN EMPTY GOAL SITUATION - ANALYSIS OF OCCURRENCE (in 5 min intervals)

Players on Court	1st Half											
	0-5		5-10		10-15		15-20		20-25		25-30	
	NED	ESP	NED	ESP	NED	ESP	NED	ESP	NED	ESP	NED	ESP
7 Against 6									0/1			2/2
6 Against 6										1/1		
Others							1/1		1/1	0/1	0/1	
Total:							1/1		1/2	1/2	2/3	

Players on Court	2nd Half											
	30-35		35-40		40-45		45-50		50-55		55-60	
	NED	ESP	NED	ESP	NED	ESP	NED	ESP	NED	ESP	NED	ESP
7 Against 6			0/1				1/1					1/1
6 Against 6	1/1			1/2			0/1					
Others												
Total:	1/1		0/1	1/2			1/2					1/1

GOALS/ATTACKS DURING OWN EMPTY GOAL SITUATION - ANALYSIS BY DURATION

Team	<15 sec.	15-30 sec.	30-45 sec.	45-60 sec.	>60 sec.
NED	1/2	2/3	2/4	1/1	
ESP		1/2	2/3		

SUBSTITUTION SUMMARY

Players	NED	ESP
Goalkeeper <-> Goalkeeper	1	2
Court Player <-> Goalkeeper	20	10
Court Player <-> Court Player	83	81
Total:	104	93

SUN 13 NOV 2022

Start Time: 18:00

Lineup Report

Match No: 37

NED 29 - 29 ESP

Attendance: 973

ESP - Spain

Score development										Time Played	G Diff.				
7	ARROJERIA ARANTZA	8	ARDERIUS MARTIN S	17	GUTIERREZ BERMEJO	18	EHEVERRIA MARTINE	39	RODRIGUEZ RODRIGUE	41	WIGGINS SANCHO N	61	TCHAPTCHET DEFO L	1:22	0
7	ARROJERIA ARANTZA	22	GONZALEZ ORTEGA L	30	LOPEZ JIMÉNEZ S	33	GASSAMA CISSOKHO K	39	RODRIGUEZ RODRIGUE	41	WIGGINS SANCHO N	57	VALDIVIA MONSERRAT	1:53	0
17	GUTIERREZ BERMEJO	22	GONZALEZ ORTEGA L	41	WIGGINS SANCHO N	57	VALDIVIA MONSERRAT	61	TCHAPTCHET DEFO L	62	ARCOS POVEDA P	86	CABRAL BARBOSA A	2:27	0
7	ARROJERIA ARANTZA	17	GUTIERREZ BERMEJO	18	EHEVERRIA MARTINE	22	GONZALEZ ORTEGA L	39	RODRIGUEZ RODRIGUE	41	WIGGINS SANCHO N	61	TCHAPTCHET DEFO L	2:55	0
7	ARROJERIA ARANTZA	17	GUTIERREZ BERMEJO	18	EHEVERRIA MARTINE	22	GONZALEZ ORTEGA L	45	AALLA ROTAETXE M	61	TCHAPTCHET DEFO L	62	ARCOS POVEDA P	0:08	-1
17	GUTIERREZ BERMEJO	33	GASSAMA CISSOKHO K	41	WIGGINS SANCHO N	57	VALDIVIA MONSERRAT	61	TCHAPTCHET DEFO L	62	ARCOS POVEDA P	86	CABRAL BARBOSA A	0:16	-1
7	ARROJERIA ARANTZA	8	ARDERIUS MARTIN S	22	GONZALEZ ORTEGA L	23	SPUGNINI SANTOMÉ A	30	LOPEZ JIMÉNEZ S	41	WIGGINS SANCHO N	62	ARCOS POVEDA P	0:28	-1
7	ARROJERIA ARANTZA	22	GONZALEZ ORTEGA L	30	LOPEZ JIMÉNEZ S	39	RODRIGUEZ RODRIGUE	41	WIGGINS SANCHO N	57	VALDIVIA MONSERRAT	61	TCHAPTCHET DEFO L	0:35	-1
7	ARROJERIA ARANTZA	22	GONZALEZ ORTEGA L	23	SPUGNINI SANTOMÉ A	30	LOPEZ JIMÉNEZ S	41	WIGGINS SANCHO N	57	VALDIVIA MONSERRAT	62	ARCOS POVEDA P	0:36	-1
6	CAMPOS COSTA C	7	ARROJERIA ARANTZA	22	GONZALEZ ORTEGA L	30	LOPEZ JIMÉNEZ S	39	RODRIGUEZ RODRIGUE	41	WIGGINS SANCHO N	61	TCHAPTCHET DEFO L	0:38	-1
7	ARROJERIA ARANTZA	17	GUTIERREZ BERMEJO	22	GONZALEZ ORTEGA L	33	GASSAMA CISSOKHO K	41	WIGGINS SANCHO N	57	VALDIVIA MONSERRAT	61	TCHAPTCHET DEFO L	0:45	-1
7	ARROJERIA ARANTZA	8	ARDERIUS MARTIN S	17	GUTIERREZ BERMEJO	41	WIGGINS SANCHO N	57	VALDIVIA MONSERRAT	61	TCHAPTCHET DEFO L	62	ARCOS POVEDA P	1:08	-1
7	ARROJERIA ARANTZA	18	EHEVERRIA MARTINE	23	SPUGNINI SANTOMÉ A	30	LOPEZ JIMÉNEZ S	41	WIGGINS SANCHO N	57	VALDIVIA MONSERRAT	62	ARCOS POVEDA P	2:34	-1
6	CAMPOS COSTA C	7	ARROJERIA ARANTZA	8	ARDERIUS MARTIN S	30	LOPEZ JIMÉNEZ S	39	RODRIGUEZ RODRIGUE	41	WIGGINS SANCHO N	61	TCHAPTCHET DEFO L	2:45	-1
22	GONZALEZ ORTEGA L	30	LOPEZ JIMÉNEZ S	33	GASSAMA CISSOKHO K	41	WIGGINS SANCHO N	57	VALDIVIA MONSERRAT	62	ARCOS POVEDA P	86	CABRAL BARBOSA A	6:36	-1
7	ARROJERIA ARANTZA	17	GUTIERREZ BERMEJO	18	EHEVERRIA MARTINE	22	GONZALEZ ORTEGA L	41	WIGGINS SANCHO N	61	TCHAPTCHET DEFO L	62	ARCOS POVEDA P	3:15	-3
17	GUTIERREZ BERMEJO	22	GONZALEZ ORTEGA L	33	GASSAMA CISSOKHO K	41	WIGGINS SANCHO N	57	VALDIVIA MONSERRAT	62	ARCOS POVEDA P	86	CABRAL BARBOSA A	3:37	-4

Empty Net										Time Played	GF	GA				
6	CAMPOS COSTA C	7	ARROJERIA ARANTZA	8	ARDERIUS MARTIN S	30	LOPEZ JIMÉNEZ S	39	RODRIGUEZ RODRIGUE	57	VALDIVIA MONSERRAT	61	TCHAPTCHET DEFO L	1:03	1	0
7	ARROJERIA ARANTZA	17	GUTIERREZ BERMEJO	22	GONZALEZ ORTEGA L	33	GASSAMA CISSOKHO K	57	VALDIVIA MONSERRAT	61	TCHAPTCHET DEFO L	62	ARCOS POVEDA P	0:34	0	0
7	ARROJERIA ARANTZA	17	GUTIERREZ BERMEJO	33	GASSAMA CISSOKHO K	57	VALDIVIA MONSERRAT	61	TCHAPTCHET DEFO L	62	ARCOS POVEDA P	86	CABRAL BARBOSA A	0:32	1	0
8	ARDERIUS MARTIN S	17	GUTIERREZ BERMEJO	18	EHEVERRIA MARTINE	33	GASSAMA CISSOKHO K	61	TCHAPTCHET DEFO L	62	ARCOS POVEDA P	86	CABRAL BARBOSA A	0:19	1	0
6	CAMPOS COSTA C	7	ARROJERIA ARANTZA	8	ARDERIUS MARTIN S	22	GONZALEZ ORTEGA L	30	LOPEZ JIMÉNEZ S	39	RODRIGUEZ RODRIGUE	61	TCHAPTCHET DEFO L	0:05	0	0

Legend:
G Diff. Goals Difference