

THU 20 JAN 2022

Start Time: 18:00

Bratislava

Start List

Match No: 51

GER - ESP

Referees: BONAVENTURA Charlotte (FRA) / BONAVENTURA Julie (FRA) **EHF Supervisor:** VIZITIU Nicolae (MDA)
Reserve Referees: PAVICEVIC Ivan (MNE) / RAZNATOVIC Milos (MNE) **EHF Observer:** POZEZNIK Janko (SLO)
Timekeeper: SVARC Samuel (SVK)
Scorekeeper: ADAMKOVIC Matej (SVK)

GER - Germany

No.	Name	Pos.	Height m	Int. Matches		Competition Statistics									
				MP	G	MP	G	7mG	YC	2Min	RC	S	7mS		
1	BITTER Johannes	GK	2.05	1	0	1							7		
45	REBMANN Daniel	GK	1.90	0	0										
4	GOLLA Johannes (C)	P	1.95	3	13	3	13		1	1					
7	WIENCEK Patrick	P	2.00	3	2	3	2			6	1				
9	REICHMANN Tobias	RB	1.88	0	0										
10	WIEDE Fabian	RB	1.94	1	0	1									
17	ZERBE Lukas	RW	1.84	2	4	2	4								
18	KOSTER Julian	LB	2.00	3	6	3	6								
20	WEBER Philipp	CB	1.94	3	6	3	6								
34	DAHMKKE Rune	LW	1.89	1	1	1	1								
39	STUTZKE Lukas	LB	1.96	0	0										
40	ERNST Simon	CB	1.96	3	0	3					1				
44	STEINERT Christoph	RB	1.96	3	17	3	17	7	1	3					
77	SCHMIDT David	RB	1.90	0	0										
93	ZIEKER Patrick	LW	1.86	0	0										
95	DRUX Paul	LB	1.92	1	0	1									
(I)	WOLFF Andreas	GK	1.98	2	0	2						6	1		
(I)	HAFNER Kai	RB	1.92	2	11	2	11								
(I)	KUHN Julius	LB	1.98	1	6	1	6				1				
(I)	WITZKE Luca	CB	1.92	2	3	2	3								
Headcoach GISLASON Alfred (ISL)				Bench/Team											

GER Played

PR	BLR	33 - 29
PR	AUT	34 - 29
PR	POL	30 - 23
MR	ESP	20 JAN
MR	NOR	21 JAN
MR	SWE	23 JAN
MR	RUS	25 JAN

ESP - Spain

No.	Name	Pos.	Height m	Int. Matches		Competition Statistics									
				MP	G	MP	G	7mG	YC	2Min	RC	S	7mS		
1	PEREZ de VARGAS MORENO Gonzalo	GK	1.90	3	1	3	1						12		
12	CORRALES RODAL Rodrigo	GK	2.00	2	0	2							6		
3	GURBINDO MARTINEZ Eduardo	RB	1.96	3	8	3	8								
4	PECINA TOME Inaki	P	2.00	3	0	3			1	1					
5	MAQUEDA PENO Jorge	RB	1.97	3	6	3	6				1				
6	FERNANDEZ PEREZ Angel	LW	1.92	2	11	2	11								
14	SOLE SALA Ferran	RW	1.92	3	5	3	5								
17	FIGUERAS TREJO Adrian	P	1.92	3	8	3	8								
25	CASADO MARCELO Agustin	LB	1.93	3	12	3	12	1	1						
27	GARCIA ROBLEDO Antonio Jesus	LB	1.91	3	5	3	5								
28	GOMEZ ABELLO Aleix	RW	1.82	2	9	2	9	6							
29	ARINO BENGOCHEA Aitor	LW	1.87	3	2	3	2								
30	GUARDIOLA VILLAPLANA Gedeon	P	2.05	3	0	3					1				
51	SANCHEZ-MIGALLON NARANJO Miguel	LW	2.00	3	2	3	2					4			
58	MARQUEZ COLOMA Jose Maria	LB	1.87	1	4	1	4	1							
62	ODRIOZOLA YEREGUI Kauldi	RW	1.83	1	3	1	3								
(I)	HERNANDEZ FERRER Sergey	GK	1.97	1	1	1	1						3		
(I)	CANELLAS REIXACH Joan	LB	1.98	3	8	3	8					1			
(I)	TARRAFETA SERRANO Ian	CB	1.88	3	3	3	3								
Headcoach RIBERA ROMANS Jordi				Bench/Team				1							

ESP Played

PR	CZE	28 - 26
PR	SWE	32 - 28
PR	BIH	28 - 24
MR	GER	20 JAN
MR	RUS	21 JAN
MR	NOR	23 JAN
MR	POL	25 JAN



MEN'S EUROPEAN HANDBALL CHAMPIONSHIP
EHF EURO 2022

Main Round Group II



MEN'S EHF EURO 2022
HUNGARY · SLOVAKIA

THU 20 JAN 2022
Start Time: 18:00

Start List
Match No: 51

Bratislava

Legend:

2Min	2-Minute Suspensions	7mG	7-metre Goals	7mS	7-metre Saves	CB	Centre Back
G	Goals	GK	Goalkeeper	LB	Left Back	LW	Left Wing
MP	Matches Played	MR	Main Round	P	Pivot	Pos	Position
PR	Preliminary Round	RB	Right Back	RC	Red Cards	RW	Right Wing
S	Saves	YC	Yellow Cards				

THU 20 JAN 2022

Start Time: 18:00

Bratislava

Attendance: 1.683

Match No: 51

GER 23 - 29 ESP

GER - Germany

Lineup efficiency								Time Played	GF	GA
1 BITTER J	4 GOLLA J	10 WIEDE F	17 ZERBE L	18 KOSTER J	20 WEBER P	34 DAHMKE R	11:23	3	3	
1 BITTER J	4 GOLLA J	7 WIENCEK P	18 KOSTER J	34 DAHMKE R	44 STEINERT C	93 ZIEKER P	5:47	2	3	
1 BITTER J	4 GOLLA J	10 WIEDE F	17 ZERBE L	18 KOSTER J	34 DAHMKE R	40 ERNST S	4:50	4	2	
1 BITTER J	4 GOLLA J	7 WIENCEK P	10 WIEDE F	17 ZERBE L	18 KOSTER J	34 DAHMKE R	3:52	1	4	
4 GOLLA J	17 ZERBE L	40 ERNST S	44 STEINERT C	45 REBMANN D	93 ZIEKER P	95 DRUX P	3:25	4	2	
1 BITTER J	7 WIENCEK P	10 WIEDE F	20 WEBER P	34 DAHMKE R	40 ERNST S	95 DRUX P	3:23	0	3	
1 BITTER J	4 GOLLA J	18 KOSTER J	20 WEBER P	34 DAHMKE R	44 STEINERT C	93 ZIEKER P	2:36	0	1	
1 BITTER J	4 GOLLA J	10 WIEDE F	18 KOSTER J	20 WEBER P	34 DAHMKE R	40 ERNST S	2:35	0	1	
7 WIENCEK P	9 REICHMANN T	18 KOSTER J	39 STUTZKE L	45 REBMANN D	77 SCHMIDT D	93 ZIEKER P	2:22	1	0	
4 GOLLA J	17 ZERBE L	18 KOSTER J	39 STUTZKE L	44 STEINERT C	45 REBMANN D	93 ZIEKER P	2:10	2	1	
4 GOLLA J	17 ZERBE L	18 KOSTER J	39 STUTZKE L	45 REBMANN D	77 SCHMIDT D	93 ZIEKER P	2:08	1	1	
4 GOLLA J	17 ZERBE L	18 KOSTER J	40 ERNST S	44 STEINERT C	45 REBMANN D	93 ZIEKER P	2:03	1	3	
1 BITTER J	7 WIENCEK P	10 WIEDE F	17 ZERBE L	20 WEBER P	34 DAHMKE R	95 DRUX P	1:38	1	0	
1 BITTER J	4 GOLLA J	7 WIENCEK P	17 ZERBE L	44 STEINERT C	93 ZIEKER P	95 DRUX P	1:17	0	2	
4 GOLLA J	7 WIENCEK P	18 KOSTER J	34 DAHMKE R	44 STEINERT C	93 ZIEKER P	95 DRUX P	1:12	0	1	
1 BITTER J	4 GOLLA J	20 WEBER P	34 DAHMKE R	44 STEINERT C	93 ZIEKER P	95 DRUX P	1:05	0	0	
4 GOLLA J	7 WIENCEK P	10 WIEDE F	17 ZERBE L	20 WEBER P	34 DAHMKE R	95 DRUX P	0:56	1	0	
4 GOLLA J	7 WIENCEK P	18 KOSTER J	20 WEBER P	34 DAHMKE R	44 STEINERT C	93 ZIEKER P	0:51	0	0	
1 BITTER J	4 GOLLA J	20 WEBER P	34 DAHMKE R	40 ERNST S	44 STEINERT C	93 ZIEKER P	0:48	0	1	
1 BITTER J	4 GOLLA J	18 KOSTER J	34 DAHMKE R	40 ERNST S	44 STEINERT C	93 ZIEKER P	0:44	0	0	
1 BITTER J	4 GOLLA J	18 KOSTER J	20 WEBER P	34 DAHMKE R	93 ZIEKER P	95 DRUX P	0:36	0	0	
7 WIENCEK P	17 ZERBE L	18 KOSTER J	39 STUTZKE L	45 REBMANN D	77 SCHMIDT D	93 ZIEKER P	0:35	0	0	
1 BITTER J	4 GOLLA J	17 ZERBE L	20 WEBER P	44 STEINERT C	93 ZIEKER P	95 DRUX P	0:31	0	0	
1 BITTER J	4 GOLLA J	7 WIENCEK P	10 WIEDE F	34 DAHMKE R	40 ERNST S	95 DRUX P	0:29	0	1	
4 GOLLA J	17 ZERBE L	18 KOSTER J	20 WEBER P	44 STEINERT C	45 REBMANN D	93 ZIEKER P	0:28	0	0	
1 BITTER J	4 GOLLA J	7 WIENCEK P	34 DAHMKE R	44 STEINERT C	93 ZIEKER P	95 DRUX P	0:26	0	0	
4 GOLLA J	17 ZERBE L	20 WEBER P	44 STEINERT C	45 REBMANN D	93 ZIEKER P	95 DRUX P	0:25	0	0	
4 GOLLA J	10 WIEDE F	17 ZERBE L	18 KOSTER J	20 WEBER P	34 DAHMKE R	95 DRUX P	0:20	0	0	
1 BITTER J	7 WIENCEK P	18 KOSTER J	34 DAHMKE R	44 STEINERT C	93 ZIEKER P	95 DRUX P	0:20	0	0	
1 BITTER J	4 GOLLA J	7 WIENCEK P	10 WIEDE F	18 KOSTER J	20 WEBER P	34 DAHMKE R	0:12	0	0	
4 GOLLA J	17 ZERBE L	20 WEBER P	40 ERNST S	44 STEINERT C	45 REBMANN D	93 ZIEKER P	0:11	0	0	
1 BITTER J	9 REICHMANN T	10 WIEDE F	17 ZERBE L	18 KOSTER J	34 DAHMKE R	40 ERNST S	0:07	0	0	
1 BITTER J	4 GOLLA J	9 REICHMANN T	10 WIEDE F	18 KOSTER J	34 DAHMKE R	40 ERNST S	0:07	1	0	
1 BITTER J	4 GOLLA J	7 WIENCEK P	10 WIEDE F	20 WEBER P	34 DAHMKE R	95 DRUX P	0:05	1	0	
4 GOLLA J	7 WIENCEK P	10 WIEDE F	17 ZERBE L	18 KOSTER J	20 WEBER P	34 DAHMKE R	0:03	0	0	

Score development								Time Played	G Diff.
4 GOLLA J	17 ZERBE L	40 ERNST S	44 STEINERT C	45 REBMANN D	93 ZIEKER P	95 DRUX P	3:25	+2	
1 BITTER J	4 GOLLA J	10 WIEDE F	17 ZERBE L	18 KOSTER J	34 DAHMKE R	40 ERNST S	4:50	+2	
1 BITTER J	4 GOLLA J	7 WIENCEK P	10 WIEDE F	20 WEBER P	34 DAHMKE R	95 DRUX P	0:05	+1	
1 BITTER J	4 GOLLA J	9 REICHMANN T	10 WIEDE F	18 KOSTER J	34 DAHMKE R	40 ERNST S	0:07	+1	
4 GOLLA J	7 WIENCEK P	10 WIEDE F	17 ZERBE L	20 WEBER P	34 DAHMKE R	95 DRUX P	0:56	+1	
1 BITTER J	7 WIENCEK P	10 WIEDE F	17 ZERBE L	20 WEBER P	34 DAHMKE R	95 DRUX P	1:38	+1	
4 GOLLA J	17 ZERBE L	18 KOSTER J	39 STUTZKE L	44 STEINERT C	45 REBMANN D	93 ZIEKER P	2:10	+1	
7 WIENCEK P	9 REICHMANN T	18 KOSTER J	39 STUTZKE L	45 REBMANN D	77 SCHMIDT D	93 ZIEKER P	2:22	+1	
4 GOLLA J	7 WIENCEK P	10 WIEDE F	17 ZERBE L	18 KOSTER J	20 WEBER P	34 DAHMKE R	0:03	0	
1 BITTER J	9 REICHMANN T	10 WIEDE F	17 ZERBE L	18 KOSTER J	34 DAHMKE R	40 ERNST S	0:07	0	
4 GOLLA J	17 ZERBE L	20 WEBER P	40 ERNST S	44 STEINERT C	45 REBMANN D	93 ZIEKER P	0:11	0	
1 BITTER J	4 GOLLA J	7 WIENCEK P	10 WIEDE F	18 KOSTER J	20 WEBER P	34 DAHMKE R	0:12	0	
4 GOLLA J	10 WIEDE F	17 ZERBE L	18 KOSTER J	20 WEBER P	34 DAHMKE R	95 DRUX P	0:20	0	
1 BITTER J	7 WIENCEK P	18 KOSTER J	34 DAHMKE R	44 STEINERT C	93 ZIEKER P	95 DRUX P	0:20	0	
4 GOLLA J	17 ZERBE L	20 WEBER P	44 STEINERT C	45 REBMANN D	93 ZIEKER P	95 DRUX P	0:25	0	
1 BITTER J	4 GOLLA J	7 WIENCEK P	34 DAHMKE R	44 STEINERT C	93 ZIEKER P	95 DRUX P	0:26	0	
4 GOLLA J	17 ZERBE L	18 KOSTER J	20 WEBER P	44 STEINERT C	45 REBMANN D	93 ZIEKER P	0:28	0	
1 BITTER J	4 GOLLA J	17 ZERBE L	20 WEBER P	44 STEINERT C	93 ZIEKER P	95 DRUX P	0:31	0	
7 WIENCEK P	17 ZERBE L	18 KOSTER J	39 STUTZKE L	45 REBMANN D	77 SCHMIDT D	93 ZIEKER P	0:35	0	
1 BITTER J	4 GOLLA J	18 KOSTER J	20 WEBER P	34 DAHMKE R	93 ZIEKER P	95 DRUX P	0:36	0	
1 BITTER J	4 GOLLA J	18 KOSTER J	34 DAHMKE R	40 ERNST S	44 STEINERT C	93 ZIEKER P	0:44	0	
4 GOLLA J	7 WIENCEK P	18 KOSTER J	20 WEBER P	34 DAHMKE R	44 STEINERT C	93 ZIEKER P	0:51	0	
1 BITTER J	4 GOLLA J	20 WEBER P	34 DAHMKE R	44 STEINERT C	93 ZIEKER P	95 DRUX P	1:05	0	
4 GOLLA J	17 ZERBE L	18 KOSTER J	39 STUTZKE L	45 REBMANN D	77 SCHMIDT D	93 ZIEKER P	2:08	0	
1 BITTER J	4 GOLLA J	10 WIEDE F	17 ZERBE L	18 KOSTER J	20 WEBER P	34 DAHMKE R	11:23	0	
1 BITTER J	4 GOLLA J	7 WIENCEK P	10 WIEDE F	34 DAHMKE R	40 ERNST S	95 DRUX P	0:29	-1	
1 BITTER J	4 GOLLA J	20 WEBER P	34 DAHMKE R	40 ERNST S	44 STEINERT C	93 ZIEKER P	0:48	-1	
4 GOLLA J	7 WIENCEK P	18 KOSTER J	34 DAHMKE R	44 STEINERT C	93 ZIEKER P	95 DRUX P	1:12	-1	
1 BITTER J	4 GOLLA J	10 WIEDE F	18 KOSTER J	20 WEBER P	34 DAHMKE R	40 ERNST S	2:35	-1	
1 BITTER J	4 GOLLA J	18 KOSTER J	20 WEBER P	34 DAHMKE R	44 STEINERT C	93 ZIEKER P	2:36	-1	
1 BITTER J	4 GOLLA J	7 WIENCEK P	18 KOSTER J	34 DAHMKE R	44 STEINERT C	93 ZIEKER P	5:47	-1	
1 BITTER J	4 GOLLA J	7 WIENCEK P	17 ZERBE L	44 STEINERT C	93 ZIEKER P	95 DRUX P	1:17	-2	

THU 20 JAN 2022
Start Time: 18:00

Bratislava

Match No: 51

GER 23 - 29 ESP

Attendance: 1.683

GER - Germany

Score development							Time Played	G Diff.
4 GOLLA J	17 ZERBE L	18 KOSTER J	40 ERNST S	44 STEINERT C	45 REBMANN D	93 ZIEKER P	2:03	-2
1 BITTER J	7 WIENCEK P	10 WIEDE F	20 WEBER P	34 DAHMKE R	40 ERNST S	95 DRUX P	3:23	-3
1 BITTER J	4 GOLLA J	7 WIENCEK P	10 WIEDE F	17 ZERBE L	18 KOSTER J	34 DAHMKE R	3:52	-3

Empty Net							Time Played	GF	GA
4 GOLLA J	7 WIENCEK P	18 KOSTER J	34 DAHMKE R	44 STEINERT C	93 ZIEKER P	95 DRUX P	1:12	0	1
4 GOLLA J	7 WIENCEK P	10 WIEDE F	17 ZERBE L	20 WEBER P	34 DAHMKE R	95 DRUX P	0:56	1	0
4 GOLLA J	7 WIENCEK P	18 KOSTER J	20 WEBER P	34 DAHMKE R	44 STEINERT C	93 ZIEKER P	0:51	0	0
4 GOLLA J	10 WIEDE F	17 ZERBE L	18 KOSTER J	20 WEBER P	34 DAHMKE R	95 DRUX P	0:20	0	0
4 GOLLA J	7 WIENCEK P	10 WIEDE F	17 ZERBE L	18 KOSTER J	20 WEBER P	34 DAHMKE R	0:03	0	0

THU 20 JAN 2022
Start Time: 18:00

Main Round Group II

Bratislava

Attendance: 1.683

Match No: 51

GER 23 - 29 ESP

ESP - Spain

Lineup efficiency								Time Played	GF	GA
1 PEREZ de VARGAS MO	3 GURBINDO MARTINEZ	4 PECINA TOME I	6 FERNANDEZ PEREZ A	14 SOLE SALA F	27 GARCIA ROBLEDO A	30 GUARDIOLA VILLAPLA	8:04	2	4	
1 PEREZ de VARGAS MO	3 GURBINDO MARTINEZ	6 FERNANDEZ PEREZ A	14 SOLE SALA F	17 FIGUERAS TREJO A	25 CASADO MARCELO A	27 GARCIA ROBLEDO A	6:27	4	0	
1 PEREZ de VARGAS MO	5 MAQUEDA PENO J	6 FERNANDEZ PEREZ A	17 FIGUERAS TREJO A	25 CASADO MARCELO A	27 GARCIA ROBLEDO A	28 GOMEZ ABELLO A	5:53	5	1	
1 PEREZ de VARGAS MO	4 PECINA TOME I	5 MAQUEDA PENO J	6 FERNANDEZ PEREZ A	27 GARCIA ROBLEDO A	28 GOMEZ ABELLO A	30 GUARDIOLA VILLAPLA	5:13	3	6	
1 PEREZ de VARGAS MO	5 MAQUEDA PENO J	6 FERNANDEZ PEREZ A	14 SOLE SALA F	25 CASADO MARCELO A	27 GARCIA ROBLEDO A	30 GUARDIOLA VILLAPLA	4:14	4	1	
1 PEREZ de VARGAS MO	4 PECINA TOME I	5 MAQUEDA PENO J	17 FIGUERAS TREJO A	27 GARCIA ROBLEDO A	28 GOMEZ ABELLO A	30 GUARDIOLA VILLAPLA	3:38	0	2	
1 PEREZ de VARGAS MO	3 GURBINDO MARTINEZ	4 PECINA TOME I	6 FERNANDEZ PEREZ A	28 GOMEZ ABELLO A	30 GUARDIOLA VILLAPLA	51 SANCHEZ-MIGALLON N	3:22	1	0	
1 PEREZ de VARGAS MO	3 GURBINDO MARTINEZ	6 FERNANDEZ PEREZ A	17 FIGUERAS TREJO A	25 CASADO MARCELO A	27 GARCIA ROBLEDO A	58 MARQUEZ COLOMA J	2:39	2	0	
1 PEREZ de VARGAS MO	4 PECINA TOME I	5 MAQUEDA PENO J	14 SOLE SALA F	25 CASADO MARCELO A	27 GARCIA ROBLEDO A	29 ARINO BENGOCHEA A	2:33	0	0	
1 PEREZ de VARGAS MO	3 GURBINDO MARTINEZ	4 PECINA TOME I	6 FERNANDEZ PEREZ A	27 GARCIA ROBLEDO A	30 GUARDIOLA VILLAPLA	51 SANCHEZ-MIGALLON N	2:18	1	1	
1 PEREZ de VARGAS MO	5 MAQUEDA PENO J	6 FERNANDEZ PEREZ A	14 SOLE SALA F	17 FIGUERAS TREJO A	25 CASADO MARCELO A	27 GARCIA ROBLEDO A	2:12	1	2	
1 PEREZ de VARGAS MO	4 PECINA TOME I	5 MAQUEDA PENO J	6 FERNANDEZ PEREZ A	14 SOLE SALA F	27 GARCIA ROBLEDO A	30 GUARDIOLA VILLAPLA	1:37	2	1	
1 PEREZ de VARGAS MO	3 GURBINDO MARTINEZ	6 FERNANDEZ PEREZ A	17 FIGUERAS TREJO A	25 CASADO MARCELO A	27 GARCIA ROBLEDO A	30 GUARDIOLA VILLAPLA	1:28	0	0	
1 PEREZ de VARGAS MO	3 GURBINDO MARTINEZ	6 FERNANDEZ PEREZ A	17 FIGUERAS TREJO A	25 CASADO MARCELO A	28 GOMEZ ABELLO A	58 MARQUEZ COLOMA J	1:27	1	0	
1 PEREZ de VARGAS MO	5 MAQUEDA PENO J	6 FERNANDEZ PEREZ A	17 FIGUERAS TREJO A	27 GARCIA ROBLEDO A	28 GOMEZ ABELLO A	30 GUARDIOLA VILLAPLA	0:58	0	0	
1 PEREZ de VARGAS MO	3 GURBINDO MARTINEZ	6 FERNANDEZ PEREZ A	27 GARCIA ROBLEDO A	28 GOMEZ ABELLO A	29 ARINO BENGOCHEA A	51 SANCHEZ-MIGALLON N	0:52	0	1	
1 PEREZ de VARGAS MO	3 GURBINDO MARTINEZ	6 FERNANDEZ PEREZ A	28 GOMEZ ABELLO A	29 ARINO BENGOCHEA A	51 SANCHEZ-MIGALLON N	58 MARQUEZ COLOMA J	0:50	0	1	
1 PEREZ de VARGAS MO	3 GURBINDO MARTINEZ	4 PECINA TOME I	6 FERNANDEZ PEREZ A	14 SOLE SALA F	30 GUARDIOLA VILLAPLA	51 SANCHEZ-MIGALLON N	0:50	0	1	
1 PEREZ de VARGAS MO	4 PECINA TOME I	5 MAQUEDA PENO J	6 FERNANDEZ PEREZ A	28 GOMEZ ABELLO A	30 GUARDIOLA VILLAPLA	51 SANCHEZ-MIGALLON N	0:43	0	0	
1 PEREZ de VARGAS MO	3 GURBINDO MARTINEZ	4 PECINA TOME I	6 FERNANDEZ PEREZ A	14 SOLE SALA F	25 CASADO MARCELO A	27 GARCIA ROBLEDO A	0:36	1	0	
1 PEREZ de VARGAS MO	5 MAQUEDA PENO J	6 FERNANDEZ PEREZ A	25 CASADO MARCELO A	27 GARCIA ROBLEDO A	28 GOMEZ ABELLO A	30 GUARDIOLA VILLAPLA	0:27	0	0	
1 PEREZ de VARGAS MO	5 MAQUEDA PENO J	6 FERNANDEZ PEREZ A	17 FIGUERAS TREJO A	25 CASADO MARCELO A	28 GOMEZ ABELLO A	58 MARQUEZ COLOMA J	0:26	1	0	
1 PEREZ de VARGAS MO	6 FERNANDEZ PEREZ A	17 FIGUERAS TREJO A	25 CASADO MARCELO A	28 GOMEZ ABELLO A	30 GUARDIOLA VILLAPLA	58 MARQUEZ COLOMA J	0:21	0	0	
1 PEREZ de VARGAS MO	3 GURBINDO MARTINEZ	4 PECINA TOME I	17 FIGUERAS TREJO A	25 CASADO MARCELO A	27 GARCIA ROBLEDO A	30 GUARDIOLA VILLAPLA	0:15	0	0	
1 PEREZ de VARGAS MO	3 GURBINDO MARTINEZ	4 PECINA TOME I	6 FERNANDEZ PEREZ A	17 FIGUERAS TREJO A	27 GARCIA ROBLEDO A	30 GUARDIOLA VILLAPLA	0:15	0	0	
1 PEREZ de VARGAS MO	4 PECINA TOME I	5 MAQUEDA PENO J	14 SOLE SALA F	27 GARCIA ROBLEDO A	29 ARINO BENGOCHEA A	30 GUARDIOLA VILLAPLA	0:14	0	1	
1 PEREZ de VARGAS MO	4 PECINA TOME I	6 FERNANDEZ PEREZ A	14 SOLE SALA F	17 FIGUERAS TREJO A	30 GUARDIOLA VILLAPLA	51 SANCHEZ-MIGALLON N	0:13	0	0	
1 PEREZ de VARGAS MO	3 GURBINDO MARTINEZ	4 PECINA TOME I	5 MAQUEDA PENO J	6 FERNANDEZ PEREZ A	27 GARCIA ROBLEDO A	30 GUARDIOLA VILLAPLA	0:12	0	1	
1 PEREZ de VARGAS MO	3 GURBINDO MARTINEZ	6 FERNANDEZ PEREZ A	17 FIGUERAS TREJO A	27 GARCIA ROBLEDO A	30 GUARDIOLA VILLAPLA	58 MARQUEZ COLOMA J	0:11	0	0	
1 PEREZ de VARGAS MO	3 GURBINDO MARTINEZ	6 FERNANDEZ PEREZ A	14 SOLE SALA F	17 FIGUERAS TREJO A	27 GARCIA ROBLEDO A	28 GOMEZ ABELLO A	0:11	0	0	
1 PEREZ de VARGAS MO	4 PECINA TOME I	5 MAQUEDA PENO J	6 FERNANDEZ PEREZ A	14 SOLE SALA F	30 GUARDIOLA VILLAPLA	51 SANCHEZ-MIGALLON N	0:11	0	0	
1 PEREZ de VARGAS MO	4 PECINA TOME I	5 MAQUEDA PENO J	25 CASADO MARCELO A	27 GARCIA ROBLEDO A	28 GOMEZ ABELLO A	30 GUARDIOLA VILLAPLA	0:10	0	0	
1 PEREZ de VARGAS MO	5 MAQUEDA PENO J	17 FIGUERAS TREJO A	25 CASADO MARCELO A	27 GARCIA ROBLEDO A	28 GOMEZ ABELLO A	30 GUARDIOLA VILLAPLA	0:10	0	0	
1 PEREZ de VARGAS MO	3 GURBINDO MARTINEZ	4 PECINA TOME I	14 SOLE SALA F	27 GARCIA ROBLEDO A	29 ARINO BENGOCHEA A	30 GUARDIOLA VILLAPLA	0:10	0	0	
1 PEREZ de VARGAS MO	3 GURBINDO MARTINEZ	4 PECINA TOME I	6 FERNANDEZ PEREZ A	27 GARCIA ROBLEDO A	30 GUARDIOLA VILLAPLA	58 MARQUEZ COLOMA J	0:08	0	0	
1 PEREZ de VARGAS MO	4 PECINA TOME I	6 FERNANDEZ PEREZ A	27 GARCIA ROBLEDO A	28 GOMEZ ABELLO A	30 GUARDIOLA VILLAPLA	51 SANCHEZ-MIGALLON N	0:08	0	0	
1 PEREZ de VARGAS MO	3 GURBINDO MARTINEZ	4 PECINA TOME I	6 FERNANDEZ PEREZ A	28 GOMEZ ABELLO A	28 GOMEZ ABELLO A	30 GUARDIOLA VILLAPLA	0:08	1	0	
1 PEREZ de VARGAS MO	6 FERNANDEZ PEREZ A	25 CASADO MARCELO A	28 GOMEZ ABELLO A	30 GUARDIOLA VILLAPLA	51 SANCHEZ-MIGALLON N	58 MARQUEZ COLOMA J	0:06	0	0	
1 PEREZ de VARGAS MO	3 GURBINDO MARTINEZ	6 FERNANDEZ PEREZ A	14 SOLE SALA F	27 GARCIA ROBLEDO A	28 GOMEZ ABELLO A	30 GUARDIOLA VILLAPLA	0:06	0	0	
1 PEREZ de VARGAS MO	3 GURBINDO MARTINEZ	4 PECINA TOME I	6 FERNANDEZ PEREZ A	17 FIGUERAS TREJO A	25 CASADO MARCELO A	27 GARCIA ROBLEDO A	0:04	0	0	

Score development								Time Played	G Diff.
1 PEREZ de VARGAS MO	5 MAQUEDA PENO J	6 FERNANDEZ PEREZ A	17 FIGUERAS TREJO A	25 CASADO MARCELO A	27 GARCIA ROBLEDO A	28 GOMEZ ABELLO A	5:53	+4	
1 PEREZ de VARGAS MO	3 GURBINDO MARTINEZ	6 FERNANDEZ PEREZ A	14 SOLE SALA F	17 FIGUERAS TREJO A	25 CASADO MARCELO A	27 GARCIA ROBLEDO A	6:27	+4	
1 PEREZ de VARGAS MO	5 MAQUEDA PENO J	6 FERNANDEZ PEREZ A	14 SOLE SALA F	25 CASADO MARCELO A	27 GARCIA ROBLEDO A	30 GUARDIOLA VILLAPLA	4:14	+3	
1 PEREZ de VARGAS MO	3 GURBINDO MARTINEZ	6 FERNANDEZ PEREZ A	17 FIGUERAS TREJO A	25 CASADO MARCELO A	27 GARCIA ROBLEDO A	58 MARQUEZ COLOMA J	2:39	+2	
1 PEREZ de VARGAS MO	3 GURBINDO MARTINEZ	4 PECINA TOME I	6 FERNANDEZ PEREZ A	27 GARCIA ROBLEDO A	28 GOMEZ ABELLO A	30 GUARDIOLA VILLAPLA	0:08	+1	
1 PEREZ de VARGAS MO	5 MAQUEDA PENO J	6 FERNANDEZ PEREZ A	17 FIGUERAS TREJO A	25 CASADO MARCELO A	28 GOMEZ ABELLO A	58 MARQUEZ COLOMA J	0:26	+1	
1 PEREZ de VARGAS MO	3 GURBINDO MARTINEZ	4 PECINA TOME I	6 FERNANDEZ PEREZ A	14 SOLE SALA F	25 CASADO MARCELO A	27 GARCIA ROBLEDO A	0:36	+1	
1 PEREZ de VARGAS MO	3 GURBINDO MARTINEZ	6 FERNANDEZ PEREZ A	17 FIGUERAS TREJO A	25 CASADO MARCELO A	28 GOMEZ ABELLO A	58 MARQUEZ COLOMA J	1:27	+1	
1 PEREZ de VARGAS MO	4 PECINA TOME I	5 MAQUEDA PENO J	6 FERNANDEZ PEREZ A	14 SOLE SALA F	27 GARCIA ROBLEDO A	30 GUARDIOLA VILLAPLA	1:37	+1	
1 PEREZ de VARGAS MO	3 GURBINDO MARTINEZ	4 PECINA TOME I	6 FERNANDEZ PEREZ A	28 GOMEZ ABELLO A	30 GUARDIOLA VILLAPLA	51 SANCHEZ-MIGALLON N	3:22	+1	
1 PEREZ de VARGAS MO	3 GURBINDO MARTINEZ	4 PECINA TOME I	6 FERNANDEZ PEREZ A	17 FIGUERAS TREJO A	25 CASADO MARCELO A	27 GARCIA ROBLEDO A	0:04	0	
1 PEREZ de VARGAS MO	6 FERNANDEZ PEREZ A	25 CASADO MARCELO A	28 GOMEZ ABELLO A	30 GUARDIOLA VILLAPLA	51 SANCHEZ-MIGALLON N	58 MARQUEZ COLOMA J	0:06	0	
1 PEREZ de VARGAS MO	3 GURBINDO MARTINEZ	6 FERNANDEZ PEREZ A	14 SOLE SALA F	27 GARCIA ROBLEDO A	28 GOMEZ ABELLO A	30 GUARDIOLA VILLAPLA	0:06	0	
1 PEREZ de VARGAS MO	3 GURBINDO MARTINEZ	4 PECINA TOME I	6 FERNANDEZ PEREZ A	27 GARCIA ROBLEDO A	30 GUARDIOLA VILLAPLA	58 MARQUEZ COLOMA J	0:08	0	
1 PEREZ de VARGAS MO	4 PECINA TOME I	6 FERNANDEZ PEREZ A	27 GARCIA ROBLEDO A	28 GOMEZ ABELLO A	30 GUARDIOLA VILLAPLA	51 SANCHEZ-MIGALLON N	0:08	0	
1 PEREZ de VARGAS MO	4 PECINA TOME I	5 MAQUEDA PENO J	25 CASADO MARCELO A	28 GOMEZ ABELLO A	28 GOMEZ ABELLO A	30 GUARDIOLA VILLAPLA	0:10	0	
1 PEREZ de VARGAS MO	5 MAQUEDA PENO J	17 FIGUERAS TREJO A	25 CASADO MARCELO A	27 GARCIA ROBLEDO A	28 GOMEZ ABELLO A	30 GUARDIOLA VILLAPLA	0:10	0	
1 PEREZ de VARGAS MO	3 GURBINDO MARTINEZ	4 PECINA TOME I	14 SOLE SALA F	27 GARCIA ROBLEDO A	29 ARINO BENGOCHEA A	30 GUARDIOLA VILLAPLA	0:10	0	
1 PEREZ de VARGAS MO	3 GURBINDO MARTINEZ	6 FERNANDEZ PEREZ A	17 FIGUERAS TREJO A	27 GARCIA ROBLEDO A	30 GUARDIOLA VILLAPLA	58 MARQUEZ COLOMA J	0:11	0	
1 PEREZ de VARGAS MO	3 GURBINDO MARTINEZ	6 FERNANDEZ PEREZ A	14 SOLE SALA F	17 FIGUERAS TREJO A	27 GARCIA ROBLEDO A	28 GOMEZ ABELLO A	0:11	0	
1 PEREZ de VARGAS MO	4 PECINA TOME I	5 MAQUEDA PENO J	6 FERNANDEZ PEREZ A	14 SOLE SALA F	30 GUARDIOLA VILLAPLA	51 SANCHEZ-MIGALLON N	0:11	0	
1 PEREZ de VARGAS MO	4 PECINA TOME I	6 FERNANDEZ PEREZ A	14 SOLE SALA F	17 FIGUERAS TREJO A	30 GUARDIOLA VILLAPLA	51 SANCHEZ-MIGALLON N	0:13	0	
1 PEREZ de VARGAS MO	3 GURBINDO MARTINEZ	4 PECINA TOME I	17 FIGUERAS TREJO A	25 CASADO MARCELO A	27 GARCIA ROBLEDO A	30 GUARDIOLA VILLAPLA	0:15	0	
1 PEREZ de VARGAS MO	3 GURBINDO MARTINEZ	4 PECINA TOME I	6 FERNANDEZ PEREZ A	17 FIGUERAS TREJO A	27 GARCIA ROBLEDO A	30 GUARDIOLA VILLAPLA	0:15	0	
1 PEREZ de VARGAS MO	6 FERNANDEZ PEREZ A	17 FIGUERAS TREJO A	25 CASADO MARCELO A	28 GOMEZ ABELLO A	30 GUARDIOLA VILLAPLA	58 MARQUEZ COLOMA J	0:21	0	
1 PEREZ de VARGAS MO	5 MAQUEDA PENO J	6 FERNANDEZ PEREZ A	25 CASADO MARCELO A	27 GARCIA ROBLEDO A	28 GOMEZ ABELLO A	30 GUARDIOLA VILLAPLA	0:27	0	
1 PEREZ de VARGAS MO	4 PECINA TOME I	5 MAQUEDA PENO J	6 FERNANDEZ PEREZ A	28 GOMEZ ABELLO A	30 GUARDIOLA VILLAPLA	51 SANCHEZ-MIGALLON N	0:43	0	

THU 20 JAN 2022

Start Time: 18:00

Bratislava

Attendance: 1.683

Match No: 51

GER 23 - 29 ESP

ESP - Spain

Score development										Time Played	G Diff.
1 PEREZ de VARGAS MO	5 MAQUEDA PENO J	6 FERNANDEZ PEREZ A	17 FIGUERAS TREJO A	27 GARCIA ROBLEDO A	28 GOMEZ ABELLO A	30 GUARDIOLA VILLAPLA	0:58	0			
1 PEREZ de VARGAS MO	3 GURBINDO MARTINEZ	6 FERNANDEZ PEREZ A	17 FIGUERAS TREJO A	25 CASADO MARCELO A	27 GARCIA ROBLEDO A	30 GUARDIOLA VILLAPLA	1:28	0			
1 PEREZ de VARGAS MO	3 GURBINDO MARTINEZ	4 PECINA TOME I	6 FERNANDEZ PEREZ A	27 GARCIA ROBLEDO A	30 GUARDIOLA VILLAPLA	51 SANCHEZ-MIGALLON N	2:18	0			
1 PEREZ de VARGAS MO	4 PECINA TOME I	5 MAQUEDA PENO J	14 SOLE SALA F	25 CASADO MARCELO A	27 GARCIA ROBLEDO A	29 ARINO BENGOCHEA A	2:33	0			
1 PEREZ de VARGAS MO	3 GURBINDO MARTINEZ	4 PECINA TOME I	5 MAQUEDA PENO J	6 FERNANDEZ PEREZ A	27 GARCIA ROBLEDO A	30 GUARDIOLA VILLAPLA	0:12	-1			
1 PEREZ de VARGAS MO	4 PECINA TOME I	5 MAQUEDA PENO J	14 SOLE SALA F	27 GARCIA ROBLEDO A	29 ARINO BENGOCHEA A	30 GUARDIOLA VILLAPLA	0:14	-1			
1 PEREZ de VARGAS MO	3 GURBINDO MARTINEZ	6 FERNANDEZ PEREZ A	28 GOMEZ ABELLO A	29 ARINO BENGOCHEA A	51 SANCHEZ-MIGALLON N	58 MARQUEZ COLOMA J	0:50	-1			
1 PEREZ de VARGAS MO	3 GURBINDO MARTINEZ	4 PECINA TOME I	6 FERNANDEZ PEREZ A	14 SOLE SALA F	30 GUARDIOLA VILLAPLA	51 SANCHEZ-MIGALLON N	0:50	-1			
1 PEREZ de VARGAS MO	3 GURBINDO MARTINEZ	6 FERNANDEZ PEREZ A	27 GARCIA ROBLEDO A	28 GOMEZ ABELLO A	29 ARINO BENGOCHEA A	51 SANCHEZ-MIGALLON N	0:52	-1			
1 PEREZ de VARGAS MO	5 MAQUEDA PENO J	6 FERNANDEZ PEREZ A	14 SOLE SALA F	17 FIGUERAS TREJO A	25 CASADO MARCELO A	27 GARCIA ROBLEDO A	2:12	-1			
1 PEREZ de VARGAS MO	4 PECINA TOME I	5 MAQUEDA PENO J	17 FIGUERAS TREJO A	27 GARCIA ROBLEDO A	28 GOMEZ ABELLO A	30 GUARDIOLA VILLAPLA	3:38	-2			
1 PEREZ de VARGAS MO	3 GURBINDO MARTINEZ	4 PECINA TOME I	6 FERNANDEZ PEREZ A	14 SOLE SALA F	27 GARCIA ROBLEDO A	30 GUARDIOLA VILLAPLA	8:04	-2			
1 PEREZ de VARGAS MO	4 PECINA TOME I	5 MAQUEDA PENO J	6 FERNANDEZ PEREZ A	27 GARCIA ROBLEDO A	28 GOMEZ ABELLO A	30 GUARDIOLA VILLAPLA	5:13	-3			

Legend:
G Diff. Goals Difference

THU 20 JAN 2022

Start Time: 18:00

Bratislava

Attendance: 1.683

Results

Match No: 51

GER 23 - 29 ESP

(12 - 14) (11 - 15)

Referees: BONAVENTURA Charlotte (FRA) / BONAVENTURA Julie (FRA)

RUNNING SCORE

GER - ESP

1st Half

0 (1') 1	CASADO MARCELO A
0 (2') 2	FIGUERAS TREJO A
1 (3') 2	
1 (3') 3	CASADO MARCELO A
2 (3') 3	
3 (5') 3	
3 (7') 4	MAQUEDA PENO J
3 (8') 5	GARCIA ROBLEDO A
4 (9') 5	
4 (11') 6	GOMEZ ABELLO A
5 (11') 6	
6 (12') 6	
6 (13') 7	GARCIA ROBLEDO A
7 (13') 7	
8 (14') 7	
8 (15') 8	MAQUEDA PENO J
9 (17') 8	
9 (17') 9	CASADO MARCELO A
10 (20') 9	
10 (20') 10	FIGUERAS TREJO A
11 (21') 10	
11 (22') 11	FIGUERAS TREJO A
11 (23') 12	GOMEZ ABELLO A
12 (24') 12	
12 (25') 13	MARQUEZ COLOMA J
12 (27') 14	GOMEZ ABELLO A

Germany

Coach: GISLASON Alfred

Time outs: 2

No	Name	Total			Goals / Shots							Punishments			TP	
		Goals	Shots	%	7mP	6mC	Wing	BT	FB	FTO	9m	YC	RC	2M		
1	BITTER Johannes															42:51
4	GOLLA Johannes	4	5	80		4/5									1	51:35
7	WIENCEK Patrick	2	4	50		2/4										23:28
9	REICHMANN Tobias	2	2	100	2/2											2:36
10	WIEDE Fabian	1	3	33			0/1	1/1			0/1					30:00
17	ZERBE Lukas	1	1	100					1/1							36:22
18	KOSTER Julian	3	6	50		0/1		1/1			2/4					45:21
20	WEBER Philipp	2	9	22		0/5		1/2			1/2					28:06
34	DAHMKKE Rune	1	1	100		1/1										44:25
39	STUTZKE Lukas	2	4	50		1/1		1/3								7:15
40	ERNST Simon	1	2	50		1/1					0/1					18:42
44	STEINERT Christoph	0	2	0		0/1					0/1					24:19
45	REBMANN Daniel															13:47
77	SCHMIDT David															5:05
93	ZIEKER Patrick	4	4	100			4/4									30:00
95	DRUX Paul															16:08
Totals		23	43	53	2/2	9/19	4/5	4/7	1/1		3/9				1	60:00

No	Name	Total			Saves / Shots						
		Saves	Shots	%	7mP	6mC	Wing	BT	FB	FTO	9m
1	BITTER Johannes	7	28	25	1/3	5/16	0/4	1/2	0/2		0/1
45	REBMANN Daniel	5	12	42		1/7	1/2	2/2	1/1		
EG			1								
Totals		12	41	29	1/3	6/23	1/6	3/4	1/4		0/1

Spain

Coach: RIBERA ROMANS Jordi

Time outs: 1

No	Name	Total			Goals / Shots							Punishments			TP	
		Goals	Shots	%	7mP	6mC	Wing	BT	FB	FTO	9m	YC	RC	2M		
1	PEREZ de VARGAS MORENO Gonzalo	0	1	0							0/1					60:00
3	GURBINDO MARTINEZ Eduardo	1	1	100		1/1										30:33
4	PECINA TOME Inaki	0	2	0		0/2										31:02
5	MAQUEDA PENO Jorge	6	10	60		4/4	0/1	1/2	1/1		0/2					28:51
6	FERNANDEZ PEREZ Angel	0	1	0			0/1									52:50
12	CORRALES RODAL Rodrigo															0:00
14	SOLE SALA Ferran	5	6	83			4/4		0/1		1/1					27:38
17	FIGUERAS TREJO Adrian	4	6	67		4/6										26:48
25	CASADO MARCELO Agustin	5	9	56		5/8		0/1								29:28
27	GARCIA ROBLEDO Antonio Jesus	3	6	50		1/3	1/1	0/1	1/1							51:31
28	GOMEZ ABELLO Aleix	4	6	67	2/3	1/1	0/1		1/1							25:09
29	ARINO BENGOCHEA Aitor															4:39
30	GUARDIOLA VILLAPLANA Gedeon															35:50
51	SANCHEZ-MIGALLON NARANJO Miguel															9:33
58	MARQUEZ COLOMA Jose Maria	1	3	33		1/3										6:08
62	ODRIOZOLA YEREGUI Kauldi															0:00
Totals		29	51	57	2/3	17/28	5/8	1/4	3/4		1/4					60:00

No	Name	Total			Saves / Shots						
		Saves	Shots	%	7mP	6mC	Wing	BT	FB	FTO	9m
1	PEREZ de VARGAS MORENO Gonzalo	16	39	41	0/2	8/17	0/4	3/7	0/1		5/8
12	CORRALES RODAL Rodrigo										
Totals		16	39	41	0/2	8/17	0/4	3/7	0/1		5/8

2nd Half

12 (32') 15	CASADO MARCELO A
12 (35') 16	SOLE SALA F
12 (36') 17	GOMEZ ABELLO A
12 (38') 18	SOLE SALA F
12 (38') 19	GARCIA ROBLEDO A
13 (39') 19	
13 (40') 20	SOLE SALA F
14 (41') 20	
14 (45') 21	GURBINDO MARTINEZ
14 (46') 22	SOLE SALA F
15 (47') 22	
15 (48') 23	FIGUERAS TREJO A
16 (48') 23	
16 (49') 24	MAQUEDA PENO J
17 (49') 24	
18 (50') 24	
18 (52') 25	SOLE SALA F
19 (52') 25	
19 (52') 26	CASADO MARCELO A
19 (53') 27	MAQUEDA PENO J
20 (54') 27	STUTZKE L
20 (54') 28	MAQUEDA PENO J
21 (54') 28	KOSTER J
22 (56') 28	STUTZKE L
22 (57') 29	MAQUEDA PENO J
23 (60') 29	REICHMANN T

Attacks

Team	All		Player Majority		Player Minority		Position Attacks		FB		Ind. FB		Team FB		TO	TO %
	G/Att.	%	G/Att.	%	G/Att.	%	G/Att.	%	G/Att.	%	G/Att.	%	G/Att.	%		
GER	23/51	45			2/2	100	22/48	46	1/3	33			1/3	33	14	27
ESP	29/50	58	1/2	50			26/46	57	3/4	75			3/4	75	6	12

Legend:	% Efficiency	2M 2-Minute Suspensions	6mC 6-metre Centre Shots	7m 7-metre Penalty Shots
9m 9-metre Shots	BT Breakthroughs	EG Empty Goal	FB Fast Breaks	
FTO Fast Throw off	G/Att. Goals/Attacks	Ind. Individual	RC Red Cards	
TO Turnover	TP Time Played	YC Yellow Cards		

THU 20 JAN 2022
Start Time: 18:00

Play by Play

Match No: 51

Bratislava

GER 23 - 29 ESP

(12 - 14) (11 - 15)

Referees: BONAVENTURA Charlotte (FRA) / BONAVENTURA Julie (FRA)

GER	1 BITTER Johannes	4 GOLLA Johannes	7 WIENCEK Patrick	9 REICHMANN Tobias
	10 WIEDE Fabian	17 ZERBE Lukas	18 KOSTER Julian	20 WEBER Philipp
	34 DAHMKE Rune	39 STUTZKE Lukas	40 ERNST Simon	44 STEINERT Christoph
	45 REBMANN Daniel	77 SCHMIDT David	93 ZIEKER Patrick	95 DRUX Paul
	B GISLASON Alfred	C ANDERSSON Mattias	E GRAESCHUS Peter	H ROGGISCH Oliver
ESP	1 PEREZ de VARGAS MORENO Gonzalo	3 GURBINDO MARTINEZ Eduardo	4 PECINA TOME Inaki	5 MAQUEDA PENO Jorge
	6 FERNANDEZ PEREZ Angel	12 CORRALES RODAL Rodrigo	14 SOLE SALA Ferran	17 FIGUERAS TREJO Adrian
	25 CASADO MARCELO Agustin	27 GARCIA ROBLEDO Antonio Jesus	28 GOMEZ ABELLO Aleix	29 ARINO BENGOCHEA Aitor
	30 GUARDIOLA VILLAPLANA Gedeon	51 SANCHEZ-MIGALLON NARANJO Miguel	58 MARQUEZ COLOMA Jose Maria	62 ODRIUZOLA YEREGUI Kauldi
	A RIBERA ROMANS Jordi	B MONTES AGUERA Cesar	C MUNOZ BENITO Juan Jose	D LLORENTE RUIZ Francisco Daniel

1st HALF

Match Time	GER - Germany	Score Lead	ESP - Spain
0:00	1 BITTER J Goalkeeper		1 PEREZ de VARGAS MO Goalkeeper
0:31		0 - 1 -1	25 CASADO MARCELO A Goal centre 6m top left (4 PECINA TOME I), 126 km/h
0:44	18 KOSTER J Turnover		
1:29		0 - 2 -2	17 FIGUERAS TREJO A Goal centre 6m bottom right (25 CASADO MARCELO A), 74 km/h
2:22	18 KOSTER J Goal breakthrough bottom right, 94 km/h	1 - 2 -1	
2:34		1 - 3 -2	25 CASADO MARCELO A Goal centre 6m middle right (27 GARCIA ROBLEDO A), 108 km/h
2:44	7 WIENCEK P Goal centre 6m bottom left (18 KOSTER J), 108 km/h	2 - 3 -1	
3:35			17 FIGUERAS TREJO A Shot centre 6m missed
4:17	18 KOSTER J Goal centre 9m bottom right (20 WEBER P), 102 km/h	3 - 3 0	
4:29			5 MAQUEDA PENO J Shot breakthrough saved middle right
5:38	20 WEBER P Shot centre 6m saved bottom right		
6:28	18 KOSTER J Turnover		5 MAQUEDA PENO J Steal
6:34		3 - 4 -1	5 MAQUEDA PENO J Goal fast break bottom left, 87 km/h
6:45	10 WIEDE F Shot centre 9m saved middle centre		
7:20		3 - 5 -2	27 GARCIA ROBLEDO A Goal centre 6m bottom right (25 CASADO MARCELO A), 86 km/h
7:29	20 WEBER P for 1 BITTER J Empty goal		
7:32	1 BITTER J for 7 WIENCEK P Goalkeeper back		
8:05	20 WEBER P 7m received		27 GARCIA ROBLEDO A 7m caused
8:19	9 REICHMANN T Goal Penalty shot bottom left (20 WEBER P), 105 km/h	4 - 5 -1	
8:56	4 GOLLA J Block		5 MAQUEDA PENO J Shot right 9m blocked
9:16			17 FIGUERAS TREJO A Technical Fault
9:54	20 WEBER P Shot breakthrough saved top left		
10:03	10 WIEDE F 7m caused		17 FIGUERAS TREJO A 7m received
10:10			28 GOMEZ ABELLO A Penalty shot saved middle right
10:19		4 - 6 -2	28 GOMEZ ABELLO A Goal centre 6m middle right, 94 km/h
10:51	4 GOLLA J Goal centre 6m bottom right (20 WEBER P), 71 km/h	5 - 6 -1	
11:21			28 GOMEZ ABELLO A Shot right wing post
11:35	40 ERNST S Goal centre 6m bottom right (10 WIEDE F), 107 km/h	6 - 6 0	
12:10		6 - 7 -1	27 GARCIA ROBLEDO A Goal left wing bottom right (25 CASADO MARCELO A), 137 km/h
12:59	10 WIEDE F Goal breakthrough bottom centre, 76 km/h	7 - 7 0	
13:30	4 GOLLA J Block		25 CASADO MARCELO A Shot centre 6m blocked
13:45	17 ZERBE L Goal fast break bottom right (34 DAHMKE R), 75 km/h	8 - 7 +1	
14:04		8 - 8 0	5 MAQUEDA PENO J Goal breakthrough bottom left, 98 km/h
14:50	10 WIEDE F Turnover		
15:38			27 GARCIA ROBLEDO A Shot centre 6m saved top centre
16:09	20 WEBER P Goal centre 9m bottom right (10 WIEDE F), 93 km/h	9 - 8 +1	
16:44		9 - 9 0	25 CASADO MARCELO A Goal centre 6m bottom left (5 MAQUEDA PENO J), 111 km/h
17:14	18 KOSTER J Shot centre 9m missed		
18:18	4 GOLLA J 2-minutes suspension		
18:19			
18:30			58 MARQUEZ COLOMA J Turnover
18:53	20 WEBER P for 1 BITTER J Empty goal		
19:22	1 BITTER J for 17 ZERBE L Goalkeeper back		
19:22	7 WIENCEK P Goal centre 6m top right (95 DRUX P), 101 km/h	10 - 9 +1	
19:44		10 - 10 0	17 FIGUERAS TREJO A Goal centre 6m top right (25 CASADO MARCELO A), 98 km/h
19:56	17 ZERBE L for 1 BITTER J Empty goal		
20:19			
20:17	34 DAHMKE R Goal centre 6m bottom right (10 WIEDE F), 81 km/h	11 - 10 +1	

THU 20 JAN 2022
Start Time: 18:00

Bratislava

Play by Play

Match No: 51

GER 23 - 29 ESP

(12 - 14) (11 - 15)

1st HALF

Match Time	GER - Germany	Score	Lead	ESP - Spain
20:43	1 BITTER J for 4 GOLLA J Goalkeeper back			
21:30		11 - 11	0	17 FIGUERAS TREJO A Goal centre 6m top left (58 MARQUEZ COLOMA J), 81 km/h
21:55	7 WIENCEK P Shot centre 6m post			
22:51	7 WIENCEK P 7m caused			25 CASADO MARCELO A 7m received
22:51		11 - 12	-1	28 GOMEZ ABELLO A Goal Penalty shot bottom left (25 CASADO MARCELO A), 67 km/h
23:27	20 WEBER P Goal breakthrough top right, 108 km/h			
23:59		12 - 12	0	
24:03				58 MARQUEZ COLOMA J Shot centre 6m post
24:46	10 WIEDE F Turnover			58 MARQUEZ COLOMA J Goal centre 6m bottom right, 96 km/h
25:22				6 FERNANDEZ PEREZ A Steal
25:44	Team timeout			58 MARQUEZ COLOMA J Shot centre 6m saved top left
25:58	18 KOSTER J Turnover (FB)			
26:05		12 - 14	-2	28 GOMEZ ABELLO A Steal
26:22	10 WIEDE F Shot right wing blocked			28 GOMEZ ABELLO A Goal fast break bottom right, 98 km/h
26:53	20 WEBER P Technical Fault			6 FERNANDEZ PEREZ A Block
27:06	34 DAHMKE R Steal			
28:07	20 WEBER P Shot centre 6m saved middle right			1 PEREZ de VARGAS MO Turnover
28:33	20 WEBER P Shot centre 6m post			
28:46				1 PEREZ de VARGAS MO Shot centre 9m missed
29:15	10 WIEDE F Turnover			30 GUARDIOLA VILLAPLA Steal
29:29				Team timeout
29:46				25 CASADO MARCELO A Shot centre 6m saved bottom left
29:58	18 KOSTER J Shot centre 9m saved bottom right			

2nd HALF

Match Time	GER - Germany	Score	Lead	ESP - Spain
30:00	1 BITTER J Goalkeeper			1 PEREZ de VARGAS MO Goalkeeper
30:25	18 KOSTER J Shot centre 6m saved bottom left			
31:13		12 - 15	-3	25 CASADO MARCELO A Goal centre 6m top left (27 GARCIA ROBLEDO A), 109 km/h
31:48	44 STEINERT C Turnover			3 GURBINDO MARTINEZ Steal
32:27	40 ERNST S Block			27 GARCIA ROBLEDO A Shot centre 6m blocked
33:50	44 STEINERT C Shot centre 6m saved middle left			
34:17	20 WEBER P Turnover			
34:24		12 - 16	-4	14 SOLE SALA F Goal right wing bottom left, 83 km/h
34:44	7 WIENCEK P for 1 BITTER J Empty goal			
35:02	4 GOLLA J Shot centre 6m saved bottom left			
35:07	1 BITTER J for 20 WEBER P Goalkeeper back			
35:42	18 KOSTER J 7m caused			3 GURBINDO MARTINEZ 7m received
35:53		12 - 17	-5	28 GOMEZ ABELLO A Goal Penalty shot bottom left (3 GURBINDO MARTINEZ), 92 km/h
36:18	20 WEBER P for 1 BITTER J Empty goal			
36:35	20 WEBER P Shot centre 6m saved bottom left			
36:46	1 BITTER J for 20 WEBER P Goalkeeper back			
37:17		12 - 18	-6	14 SOLE SALA F Goal right wing bottom left (27 GARCIA ROBLEDO A), 111 km/h
37:30	95 DRUX P for 1 BITTER J Empty goal			
37:51	18 KOSTER J Turnover			27 GARCIA ROBLEDO A Steal
37:59		12 - 19	-7	27 GARCIA ROBLEDO A Goal fast break top centre, 78 km/h
38:33	1 BITTER J for 95 DRUX P Goalkeeper back			
38:30	93 ZIEKER P Goal left wing top right (95 DRUX P), 126 km/h			
39:06		13 - 19	-6	
39:26				25 CASADO MARCELO A Shot centre 6m saved bottom right
39:37	95 DRUX P for 1 BITTER J Empty goal			14 SOLE SALA F Goal right wing bottom centre (27 GARCIA ROBLEDO A), 107 km/h
39:46	1 BITTER J for 4 GOLLA J Goalkeeper back			
40:03	93 ZIEKER P Goal left wing bottom centre (18 KOSTER J), 84 km/h			
40:59				17 FIGUERAS TREJO A Shot centre 6m saved bottom right
41:15	93 ZIEKER P Technical Fault			
42:23				6 FERNANDEZ PEREZ A Shot left wing post
43:46	20 WEBER P Shot centre 9m saved top right			
44:42		14 - 21	-7	3 GURBINDO MARTINEZ Goal flying throw bottom right (25 CASADO MARCELO A), 80 km/h
45:20	44 STEINERT C Shot centre 9m saved bottom right			
45:32	95 DRUX P Technical Fault			
45:58		14 - 22	-8	14 SOLE SALA F Goal centre 9m bottom right (25 CASADO MARCELO A), 106 km/h
46:13	45 REBMANN D for 1 BITTER J Goalkeeper Substitution			
46:36	93 ZIEKER P Goal left wing bottom centre (20 WEBER P), 84 km/h			
47:13		15 - 22	-7	
47:13		15 - 23	-8	17 FIGUERAS TREJO A Goal centre 6m bottom left (5 MAQUEDA PENO J), 86 km/h
47:27	4 GOLLA J Goal centre 6m bottom right (40 ERNST S), 103 km/h			
47:27		16 - 23	-7	
48:00		16 - 24	-8	5 MAQUEDA PENO J Goal centre 6m top right (27 GARCIA ROBLEDO A), 100 km/h

THU 20 JAN 2022
Start Time: 18:00

Bratislava

Play by Play

Match No: 51

GER 23 - 29 ESP

(12 - 14) (11 - 15)

2nd HALF

Match Time	GER - Germany	Score	Lead	ESP - Spain
48:08	93 ZIEKER P Goal left wing bottom left (95 DRUX P), 90 km/h	17 - 24	-7	
49:02				25 CASADO MARCELO A Technical Fault
49:12	4 GOLLA J Goal centre 6m top left (40 ERNST S), 93 km/h	18 - 24	-6	
49:50				27 GARCIA ROBLEDO A Turnover
49:57	95 DRUX P Turnover (FB)			
50:03				14 SOLE SALA F Shot fast break saved middle right
50:28	20 WEBER P Shot centre 6m saved top left			
51:02				5 MAQUEDA PENO J Shot centre 9m post
51:11		18 - 25	-7	14 SOLE SALA F Goal right wing bottom left, 117 km/h
51:21	4 GOLLA J Goal centre 6m bottom right (44 STEINERT C), 89 km/h	19 - 25	-6	
51:52		19 - 26	-7	25 CASADO MARCELO A Goal centre 6m bottom left (5 MAQUEDA PENO J), 93 km/h
52:02	40 ERNST S Shot centre 9m saved middle right			
52:37		19 - 27	-8	5 MAQUEDA PENO J Goal centre 6m bottom right (25 CASADO MARCELO A), 97 km/h
52:47	Team timeout			
53:02	39 STUTZKE L Goal centre 6m top left (18 KOSTER J), 103 km/h	20 - 27	-7	
53:36		20 - 28	-8	5 MAQUEDA PENO J Goal centre 6m top left (27 GARCIA ROBLEDO A), 114 km/h
53:47	18 KOSTER J Goal centre 9m top right (44 STEINERT C), 101 km/h	21 - 28	-7	
54:35				27 GARCIA ROBLEDO A Shot breakthrough saved top right
54:46	39 STUTZKE L Shot breakthrough saved top left			
55:20	39 STUTZKE L Goal breakthrough top left, 113 km/h	22 - 28	-6	
56:11		22 - 29	-7	5 MAQUEDA PENO J Goal centre 6m bottom left (25 CASADO MARCELO A), 113 km/h
56:57	7 WIENCEK P Shot centre 6m saved top right			
57:36				27 GARCIA ROBLEDO A Turnover
57:51	39 STUTZKE L Shot breakthrough saved bottom centre			
58:23				4 PECINA TOME I Shot centre 6m saved top centre
58:47				5 MAQUEDA PENO J Shot right wing saved bottom centre
59:09				25 CASADO MARCELO A Shot breakthrough saved top right
59:18	18 KOSTER J Turnover			25 CASADO MARCELO A Steal
59:39				4 PECINA TOME I Shot centre 6m missed
59:56	18 KOSTER J 7m received			27 GARCIA ROBLEDO A 7m caused
59:59	9 REICHMANN T Goal Penalty shot bottom centre (18 KOSTER J), 70 km/h	23 - 29	-6	

THU 20 JAN 2022
Start Time: 18:00

Bratislava

Match Team Statistics

Match No: 51

GER 23 - 29 ESP

(12 - 14) (11 - 15)

Referees: BONAVENTURA Charlotte (FRA) / BONAVENTURA Julie (FRA)

GER - Germany Coach: GISLASON Alfred (ISL)

Time outs: 2

No.	Name	Total			All Goals / Shots							Punishments				Offence			Defence			TP	
		Goals	Shots	%	7mP	7m%	6mC	Wing	BT	FB	FTO	9m	YC	RC	2M	2+2	AS	R7	TO/TF	ST	BS		P7
1	BITTER Johannes																						42:51
4	GOLLA Johannes	4	5	80			4/5								1						2		51:35
7	WIENCEK Patrick	2	4	50			2/4															1	23:28
9	REICHMANN Tobias	2	2	100	2/2	100																	2:36
10	WIEDE Fabian	1	3	33				0/1	1/1		0/1						3		3			1	30:00
17	ZERBE Lukas	1	1	100						1/1													36:22
18	KOSTER Julian	3	6	50			0/1		1/1		2/4						4	1	5			1	45:21
20	WEBER Philipp	2	9	22			0/5		1/2		1/2						4	1	1 / 1				28:06
34	DAHMKER Rune	1	1	100			1/1										1			1			44:25
39	STUTZKE Lukas	2	4	50			1/1		1/3														7:15
40	ERNST Simon	1	2	50			1/1				0/1						2				1		18:42
44	STEINERT Christoph	0	2	0			0/1				0/1						2		1				24:19
45	REBMANN Daniel																						13:47
77	SCHMIDT David																						5:05
93	ZIEKER Patrick	4	4	100				4/4											/ 1				30:00
95	DRUX Paul																3		1 / 1				16:08
Totals		23	43	53	2/2	100	9/19	4/5	4/7	1/1	3/9			1		19	2	11 / 3	1	3	3		

No.	Name	Total			All Saves / Shots											
		Saves	Shots	%	7mP	7m%	6mC	Wing	BT	FB	FTO	9m	9m%	NS	NS%	
1	BITTER Johannes	7	28	25	1/3	33	5/16	0/4	1/2	0/2	FTO	0/1		0	6/22	27
45	REBMANN Daniel	5	12	42			1/7	1/2	2/2	1/1				4/11	36	
EG			1													
Totals		12	41	29	1/3	33	6/23	1/6	3/4	1/4		0/1		0	10/33	30

Attacks

Team	All		Player Majority		Player Minority		Position Attacks		FB		Ind. FB		Team FB		TO	TO %
	G/Att.	%	G/Att.	%	G/Att.	%	G/Att.	%	G/Att.	%	G/Att.	%	G/Att.	%		
GER	23/51	45			2/2	100	22/48	46	1/3	33			1/3	33	14	27

Team Shots

	Goals	Saves	Missed	Post	Blocked	Total	%	Prop %
6m Shots	9	8		2		19	47	44
Wing Shots	4				1	5	80	12
L R	4				1	4	100	0
9m Shots	3	5	1			9	33	21
L C R	3	5	1			9	33	0 21 0
7m Penalty Throws	2					2	100	5
Fast Breaks	1					1	100	2
Breakthroughs	4	3				7	57	16
Totals	23	16	1	2	1	43	53	100

Legend:									
%	Efficiency	2M	2-Minute Suspensions	2+2	2+2 Minute Suspensions	6mC	6-metre Centre Shots	7mP	7-metre Penalty Shots
9m	9-metre Shots	AS	Assists	BS	Blocked Shots	BT	Breakthroughs	C	Center
EG	Empty Goal	FB	Fast Breaks	FTO	Fast Throw off	G/Att.	Goals/Attacks	Ind.	Individual
L	Left	NS	Near Shots	P7	Penalty 7-metre Fouls	Prop %	Proportion of Goals	R7	Received 7-metre Fouls
R	Right	RC	Red Cards	ST	Steals	TO/TF	Turnover/Technical Faults	TP	Time Played
Wing	Wing Shots	YC	YC						

THU 20 JAN 2022

Start Time: 18:00

Bratislava

Match Team Statistics

Match No: 51

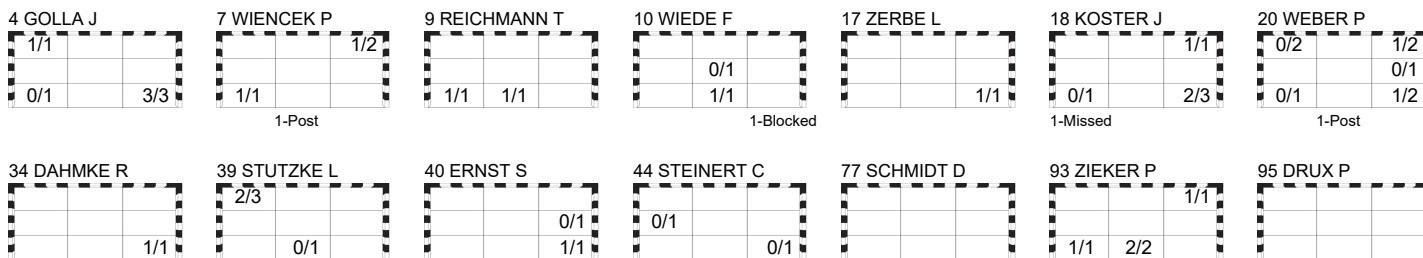
GER 23 - 29 ESP

(12 - 14) (11 - 15)

Referees: BONAVENTURA Charlotte (FRA) / BONAVENTURA Julie (FRA)

GER - Germany

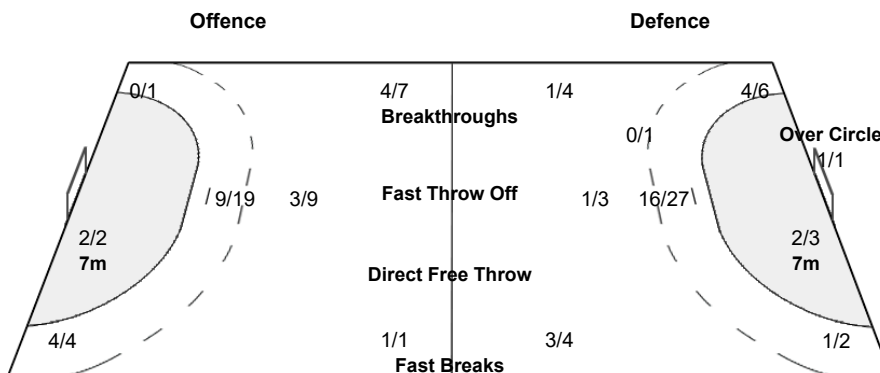
Overview of Shot Distribution



Team Goals / Shots

3/6	4/6
0/1	0/2
3/6	9/12

1-Missed 2-Post 1-Blocked



Goalkeepers Saves / Shots

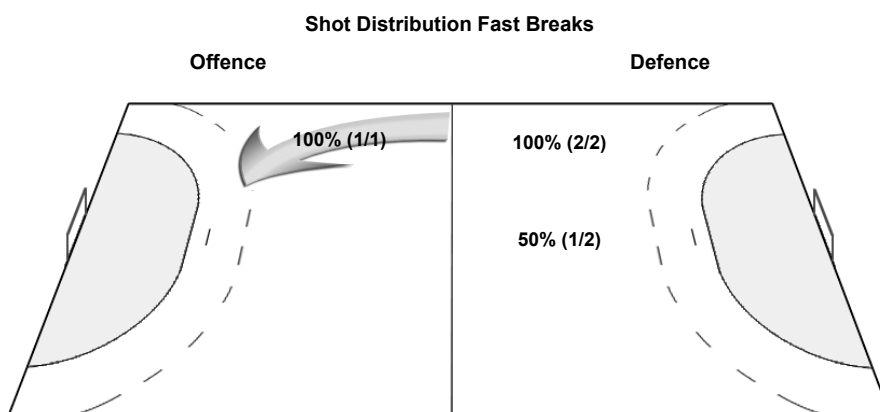
1/5	2/3	2/4
1/12	1/2	2/10

1 BITTER J

1/4	1/1	0/1
1/8	0/1	2/9

45 REBMANN D

0/1	1/1	2/3
0/4	1/1	0/1



THU 20 JAN 2022
Start Time: 18:00

Bratislava

Match Team Statistics

Match No: 51

GER 23 - 29 ESP

(12 - 14) (11 - 15)

Referees: BONAVENTURA Charlotte (FRA) / BONAVENTURA Julie (FRA)

ESP - Spain

Coach: RIBERA ROMANS Jordi

Time outs: 1

No.	Name	Total			All Goals / Shots							Punishments				Offence			Defence			TP		
		Goals	Shots	%	7mP	7m%	6mC	Wing	BT	FB	FTO	9m	9m	YC	RC	2M	2+2	AS	R7	TO/TF	ST		BS	P7
1	PEREZ de VARGAS MORENO Gonzalo	0	1	0							0/1								1					60:00
3	GURBINDO MARTINEZ Eduardo	1	1	100			1/1											1	1		1			30:33
4	PECINA TOME Inaki	0	2	0			0/2											1						31:02
5	MAQUEDA PENO Jorge	6	10	60			4/4	0/1	1/2	1/1	0/2							3			1			28:51
6	FERNANDEZ PEREZ Angel	0	1	0				0/1													1	1		52:50
12	CORRALES RODAL Rodrigo																							0:00
14	SOLE SALA Ferran	5	6	83				4/4		0/1	1/1													27:38
17	FIGUERAS TREJO Adrian	4	6	67			4/6												1	/ 1				26:48
25	CASADO MARCELO Agustin	5	9	56			5/8		0/1									9	1	/ 1	1			29:28
27	GARCIA ROBLEDI Antonio Jesus	3	6	50			1/3	1/1	0/1	1/1								6		2	1	2		51:31
28	GOMEZ ABELLO Aleix	4	6	67	2/3	67	1/1	0/1		1/1											1			25:09
29	ARINO BENGOCHEA Aitor																							4:39
30	GUARDIOLA VILLAPLANA Gedeon																				1			35:50
51	SANCHEZ-MIGALLON NARANJO Miguel																							9:33
58	MARQUEZ COLOMA Jose Maria	1	3	33			1/3											1		1				6:08
62	ODRIOZOLA YEREGUI Kauldi																							0:00
Totals		29	51	57	2/3	67	17/28	5/8	1/4	3/4		1/4						21	3	4 / 2	7	1	2	

No.	Name	Total			All Saves / Shots										
		Saves	Shots	%	7mP	7m%	6mC	Wing	BT	FB	FTO	9m	9m%	NS	NS%
1	PEREZ de VARGAS MORENO Gonzalo	16	39	41	0/2	0	8/17	0/4	3/7	0/1		5/8	63	11/28	39
12	CORRALES RODAL Rodrigo														
Totals		16	39	41	0/2	0	8/17	0/4	3/7	0/1		5/8	63	11/28	39

Attacks

Team	All		Player Majority		Player Minority		Position Attacks		FB		Ind. FB		Team FB		TO	TO %
	G/Att.	%	G/Att.	%	G/Att.	%	G/Att.	%	G/Att.	%	G/Att.	%	G/Att.	%		
ESP	29/50	58	1/2	50			26/46	57	3/4	75			3/4	75	6	12

Team Shots

	Goals	Saves	Missed	Post	Blocked	Total	%	Prop %
6m Shots	17	6	2	1	2	28	61	55
Wing Shots	5	1		2		8	63	16
L R	1 4	1		1 1		2 6	50 67	4 12
9m Shots	1		1	1	1	4	25	8
L C R	1		1	1	1	3 1	33 0	0 6 2
7m Penalty Throws	2	1				3	67	6
Fast Breaks	3	1				4	75	8
Breakthroughs	1	3				4	25	8
Totals	29	12	3	4	3	51	57	100

Legend:	
%	Efficiency
9m	9-metre Shots
EG	Empty Goal
L	Left
R	Right
Wing	Wing Shots
2M	2-Minute Suspensions
AS	Assists
FB	Fast Breaks
NS	Near Shots
RC	Red Cards
YC	YC
2+2	2+2 Minute Suspensions
BS	Blocked Shots
FTO	Fast Throw off
P7	Penalty 7-metre Fouls
ST	Steals
6mC	6-metre Centre Shots
BT	Breakthroughs
G/Att.	Goals/Attacks
Prop %	Proportion of Goals
TO/TF	Turnover/Technical Faults
7mP	7-metre Penalty Shots
C	Center
Ind.	Individual
R7	Received 7-metre Fouls
TP	Time Played

Match Team Statistics

Match No: 51

GER 23 - 29 ESP

(12 - 14) (11 - 15)

Referees: BONAVENTURA Charlotte (FRA) / BONAVENTURA Julie (FRA)

ESP - Spain

Overview of Shot Distribution

