

TUE 25 JAN 2022

Start Time: 15:30

Bratislava

Start List

Match No: 59

POL - ESP

Referees: LAH Bojan (SLO) / SOK David (SLO)
Reserve Referees: BRUNNER Arthur (SUI) / SALAH Morad (SUI)

EHF Supervisor: VIZITIU Nicolae (MDA)
EHF Observer: SOOS Balázs (HUN)
Timekeeper: BERES Stefan (SVK)
Scorekeeper: CHUDOBA David (SVK)

POL - Poland

No.	Name	Pos.	Height m	Int. Matches		Competition Statistics									
				MP	G	MP	G	7mG	YC	2Min	RC	S	7mS		
1	KORNECKI Mateusz	GK	1.94	6	1	6	1						39	1	
13	WALACH Milosz	GK	1.95	0	0										
40	ZEMBRZYCKI Mateusz	GK	1.95	6	0	6							15	1	
2	PRZYTULA Damian	LB	2.00	2	0	2				2					
3	DASZEK Michal	RW	1.82	6	23	6	23								
4	JEDRASZCZYK Piotr	CB	1.77	6	2	6	2								
5	OLEJNICZAK Michal	CB	1.93	6	9	6	9		1	4					
6	KOMARZEWSKI Krzysztof	RW	1.88	3	0	3									
7	WALCZAK Patryk	P	1.99	2	3	2	3			1					
9	SICKO Szymon	LB	2.00	6	31	6	31			1	1				
12	PIETRASIK Ariel Piotr	LB	2.02	5	6	5	6			2					
19	CZUWARA Jan	LW	1.84	3	3	3	3								
20	PILITOWSKI Maciej	CB	1.88	5	1	5	1								
21	SYPRZAK Kamil	P	2.07	6	12	6	12								
23	MORYTO Arkadiusz	RW	1.82	6	41	6	41	20							
26	KRAJEWSKI Przemyslaw	LW	1.84	6	21	6	21	3	1	1					
28	GEBALA Maciej	P	2.00	3	1	3	1			2					
30	PRZYBYLSKI Rafal	RB	2.00	5	3	5	3			2					
36	DAWYDZIK Dawid	P	2.00	3	7	3	7			1					
49	CHRAPKOWSKI Piotr	LB	2.03	3	1	3	1			1					
Headcoach	ROMBEL Patryk			Bench/Team											

POL Played

PR	AUT	36 - 31
PR	BLR	29 - 20
PR	GER	23 - 30
MR	NOR	31 - 42
MR	SWE	18 - 28
MR	RUS	29 - 29
MR	ESP	25 JAN

ESP - Spain

No.	Name	Pos.	Height m	Int. Matches		Competition Statistics									
				MP	G	MP	G	7mG	YC	2Min	RC	S	7mS		
1	PEREZ de VARGAS MORENO Gonzalo	GK	1.90	6	1	6	1						43	1	
12	CORRALES RODAL Rodrigo	GK	2.00	5	0	5							20	1	
61	HERNANDEZ FERRER Sergey	GK	1.97	1	1	1	1						3		
3	GURBINDO MARTINEZ Eduardo	RB	1.96	6	9	6	9								
4	PECINA TOME Inaki	P	2.00	6	0	6			1	1					
5	MAQUEDA PENO Jorge	RB	1.97	6	22	6	22			2					
6	FERNANDEZ PEREZ Angel	LW	1.92	5	16	5	16								
11	SARMIENTO MELIAN Daniel	CB	1.88	1	1	1	1								
14	SOLE SALA Ferran	RW	1.92	6	15	6	15	3							
17	FIGUERAS TREJO Adrian	P	1.92	6	13	6	13								
21	CANELLAS REIXACH Joan	LB	1.98	3	8	3	8			1					
25	CASADO MARCELO Agustin	LB	1.93	6	27	6	27	1	1	1					
27	GARCIA ROBLEDO Antonio Jesus	LB	1.91	5	9	5	9								
28	GOMEZ ABELLO Aleix	RW	1.82	5	20	5	20	10							
29	ARINO BENGOCHEA Aitor	LW	1.87	6	2	6	2								
30	GUARDIOLA VILLAPLANA Gedeon	P	2.05	6	3	6	3			1					
36	TARRAFETA SERRANO Ian	CB	1.88	4	3	4	3								
51	SANCHEZ-MIGALLON NARANJO Miguel	LW	2.00	6	3	6	3			4					
58	MARQUEZ COLOMA Jose Maria	LB	1.87	4	10	4	10	1							
62	ODRIOZOLA YEREGUI Kauldi	RW	1.83	3	3	3	3								
Headcoach	RIBERA ROMANS Jordi			Bench/Team											

ESP Played

PR	CZE	28 - 26
PR	SWE	32 - 28
PR	BIH	28 - 24
MR	GER	29 - 23
MR	RUS	26 - 25
MR	NOR	23 - 27
MR	POL	25 JAN



MEN'S EUROPEAN HANDBALL CHAMPIONSHIP
EHF EURO 2022

Main Round Group II



MEN'S EHF EURO 2022
HUNGARY · SLOVAKIA

TUE 25 JAN 2022
Start Time: 15:30

Start List
Match No: 59

Bratislava

Legend:			
2Min 2-Minute Suspensions	7mG 7-metre Goals	7mS 7-metre Saves	CB Centre Back
G Goals	GK Goalkeeper	LB Left Back	LW Left Wing
MP Matches Played	MR Main Round	P Pivot	Pos Position
PR Preliminary Round	RB Right Back	RC Red Cards	RW Right Wing
S Saves	YC Yellow Cards		

TUE 25 JAN 2022

Start Time: 15:30

Bratislava

Attendance: 1.432

Match No: 59

POL 27 - 28 ESP

POL - Poland

Lineup efficiency										Time Played	GF	GA
2 PRZYTULA D	7 WALCZAK P	23 MORYTO A	26 KRAJEWSKI P	28 GEBALA M	40 ZEMBRZYCKI M	49 CHRAPKOWSKI P	9:10	3	5			
2 PRZYTULA D	3 DASZEK M	4 JEDRASZCZYK P	21 SYPRZAK K	23 MORYTO A	26 KRAJEWSKI P	40 ZEMBRZYCKI M	5:50	3	2			
2 PRZYTULA D	3 DASZEK M	5 OLEJNICZAK M	23 MORYTO A	26 KRAJEWSKI P	28 GEBALA M	40 ZEMBRZYCKI M	5:46	2	4			
2 PRZYTULA D	3 DASZEK M	4 JEDRASZCZYK P	23 MORYTO A	26 KRAJEWSKI P	36 DAWYDZIK D	40 ZEMBRZYCKI M	4:23	3	3			
2 PRZYTULA D	3 DASZEK M	4 JEDRASZCZYK P	19 CZUWARA J	23 MORYTO A	28 GEBALA M	40 ZEMBRZYCKI M	4:01	1	1			
2 PRZYTULA D	3 DASZEK M	23 MORYTO A	26 KRAJEWSKI P	36 DAWYDZIK D	40 ZEMBRZYCKI M	49 CHRAPKOWSKI P	3:20	1	4			
2 PRZYTULA D	7 WALCZAK P	19 CZUWARA J	23 MORYTO A	28 GEBALA M	40 ZEMBRZYCKI M	49 CHRAPKOWSKI P	3:01	2	0			
2 PRZYTULA D	3 DASZEK M	4 JEDRASZCZYK P	23 MORYTO A	26 KRAJEWSKI P	28 GEBALA M	40 ZEMBRZYCKI M	2:57	3	0			
2 PRZYTULA D	4 JEDRASZCZYK P	23 MORYTO A	26 KRAJEWSKI P	36 DAWYDZIK D	40 ZEMBRZYCKI M	49 CHRAPKOWSKI P	2:42	1	2			
2 PRZYTULA D	5 OLEJNICZAK M	23 MORYTO A	26 KRAJEWSKI P	28 GEBALA M	40 ZEMBRZYCKI M	49 CHRAPKOWSKI P	2:26	0	2			
2 PRZYTULA D	4 JEDRASZCZYK P	7 WALCZAK P	23 MORYTO A	36 DAWYDZIK D	40 ZEMBRZYCKI M	49 CHRAPKOWSKI P	2:25	1	1			
2 PRZYTULA D	4 JEDRASZCZYK P	7 WALCZAK P	23 MORYTO A	28 GEBALA M	40 ZEMBRZYCKI M	49 CHRAPKOWSKI P	2:14	0	3			
2 PRZYTULA D	3 DASZEK M	4 JEDRASZCZYK P	19 CZUWARA J	23 MORYTO A	26 KRAJEWSKI P	36 DAWYDZIK D	1:44	2	0			
2 PRZYTULA D	3 DASZEK M	7 WALCZAK P	23 MORYTO A	26 KRAJEWSKI P	40 ZEMBRZYCKI M	49 CHRAPKOWSKI P	1:21	1	0			
2 PRZYTULA D	5 OLEJNICZAK M	7 WALCZAK P	23 MORYTO A	36 DAWYDZIK D	40 ZEMBRZYCKI M	49 CHRAPKOWSKI P	1:21	0	0			
4 JEDRASZCZYK P	23 MORYTO A	26 KRAJEWSKI P	28 GEBALA M	30 PRZYBYLSKI R	40 ZEMBRZYCKI M	49 CHRAPKOWSKI P	1:13	0	0			
2 PRZYTULA D	3 DASZEK M	4 JEDRASZCZYK P	19 CZUWARA J	23 MORYTO A	36 DAWYDZIK D	40 ZEMBRZYCKI M	0:55	1	0			
2 PRZYTULA D	4 JEDRASZCZYK P	23 MORYTO A	26 KRAJEWSKI P	28 GEBALA M	30 PRZYBYLSKI R	40 ZEMBRZYCKI M	0:41	0	0			
2 PRZYTULA D	3 DASZEK M	5 OLEJNICZAK M	26 KRAJEWSKI P	28 GEBALA M	40 ZEMBRZYCKI M	49 CHRAPKOWSKI P	0:36	0	0			
2 PRZYTULA D	4 JEDRASZCZYK P	21 SYPRZAK K	23 MORYTO A	26 KRAJEWSKI P	28 GEBALA M	40 ZEMBRZYCKI M	0:36	1	0			
2 PRZYTULA D	7 WALCZAK P	21 SYPRZAK K	26 KRAJEWSKI P	28 GEBALA M	40 ZEMBRZYCKI M	49 CHRAPKOWSKI P	0:33	0	0			
2 PRZYTULA D	23 MORYTO A	26 KRAJEWSKI P	28 GEBALA M	30 PRZYBYLSKI R	40 ZEMBRZYCKI M	49 CHRAPKOWSKI P	0:30	0	0			
2 PRZYTULA D	3 DASZEK M	23 MORYTO A	26 KRAJEWSKI P	30 PRZYBYLSKI R	40 ZEMBRZYCKI M	49 CHRAPKOWSKI P	0:25	0	0			
2 PRZYTULA D	3 DASZEK M	4 JEDRASZCZYK P	21 SYPRZAK K	26 KRAJEWSKI P	40 ZEMBRZYCKI M	49 CHRAPKOWSKI P	0:22	0	0			
2 PRZYTULA D	4 JEDRASZCZYK P	19 CZUWARA J	23 MORYTO A	28 GEBALA M	40 ZEMBRZYCKI M	49 CHRAPKOWSKI P	0:21	0	0			
2 PRZYTULA D	3 DASZEK M	5 OLEJNICZAK M	19 CZUWARA J	21 SYPRZAK K	23 MORYTO A	36 DAWYDZIK D	0:17	1	0			
2 PRZYTULA D	4 JEDRASZCZYK P	21 SYPRZAK K	26 KRAJEWSKI P	28 GEBALA M	40 ZEMBRZYCKI M	49 CHRAPKOWSKI P	0:15	0	1			
2 PRZYTULA D	3 DASZEK M	4 JEDRASZCZYK P	23 MORYTO A	26 KRAJEWSKI P	30 PRZYBYLSKI R	40 ZEMBRZYCKI M	0:14	1	0			
2 PRZYTULA D	3 DASZEK M	5 OLEJNICZAK M	23 MORYTO A	28 GEBALA M	40 ZEMBRZYCKI M	49 CHRAPKOWSKI P	0:08	0	0			
2 PRZYTULA D	3 DASZEK M	5 OLEJNICZAK M	19 CZUWARA J	23 MORYTO A	36 DAWYDZIK D	40 ZEMBRZYCKI M	0:08	0	0			
2 PRZYTULA D	3 DASZEK M	4 JEDRASZCZYK P	7 WALCZAK P	19 CZUWARA J	23 MORYTO A	40 ZEMBRZYCKI M	0:05	0	0			

Score development										Time Played	G Diff.
2 PRZYTULA D	3 DASZEK M	4 JEDRASZCZYK P	23 MORYTO A	26 KRAJEWSKI P	28 GEBALA M	40 ZEMBRZYCKI M	2:57		+3		
2 PRZYTULA D	3 DASZEK M	4 JEDRASZCZYK P	19 CZUWARA J	23 MORYTO A	26 KRAJEWSKI P	36 DAWYDZIK D	1:44		+2		
2 PRZYTULA D	7 WALCZAK P	19 CZUWARA J	23 MORYTO A	28 GEBALA M	40 ZEMBRZYCKI M	49 CHRAPKOWSKI P	3:01		+2		
2 PRZYTULA D	3 DASZEK M	4 JEDRASZCZYK P	23 MORYTO A	26 KRAJEWSKI P	30 PRZYBYLSKI R	40 ZEMBRZYCKI M	0:14		+1		
2 PRZYTULA D	3 DASZEK M	5 OLEJNICZAK M	19 CZUWARA J	21 SYPRZAK K	23 MORYTO A	36 DAWYDZIK D	0:17		+1		
2 PRZYTULA D	4 JEDRASZCZYK P	21 SYPRZAK K	23 MORYTO A	26 KRAJEWSKI P	28 GEBALA M	40 ZEMBRZYCKI M	0:36		+1		
2 PRZYTULA D	3 DASZEK M	4 JEDRASZCZYK P	19 CZUWARA J	23 MORYTO A	36 DAWYDZIK D	40 ZEMBRZYCKI M	0:55		+1		
2 PRZYTULA D	3 DASZEK M	7 WALCZAK P	23 MORYTO A	26 KRAJEWSKI P	40 ZEMBRZYCKI M	49 CHRAPKOWSKI P	1:21		+1		
2 PRZYTULA D	3 DASZEK M	4 JEDRASZCZYK P	21 SYPRZAK K	23 MORYTO A	26 KRAJEWSKI P	40 ZEMBRZYCKI M	5:50		+1		
2 PRZYTULA D	3 DASZEK M	4 JEDRASZCZYK P	7 WALCZAK P	19 CZUWARA J	23 MORYTO A	40 ZEMBRZYCKI M	0:05		0		
2 PRZYTULA D	3 DASZEK M	5 OLEJNICZAK M	23 MORYTO A	28 GEBALA M	40 ZEMBRZYCKI M	49 CHRAPKOWSKI P	0:08		0		
2 PRZYTULA D	3 DASZEK M	5 OLEJNICZAK M	19 CZUWARA J	23 MORYTO A	36 DAWYDZIK D	40 ZEMBRZYCKI M	0:08		0		
2 PRZYTULA D	4 JEDRASZCZYK P	19 CZUWARA J	23 MORYTO A	28 GEBALA M	40 ZEMBRZYCKI M	49 CHRAPKOWSKI P	0:21		0		
2 PRZYTULA D	3 DASZEK M	4 JEDRASZCZYK P	21 SYPRZAK K	26 KRAJEWSKI P	40 ZEMBRZYCKI M	49 CHRAPKOWSKI P	0:22		0		
2 PRZYTULA D	3 DASZEK M	23 MORYTO A	26 KRAJEWSKI P	30 PRZYBYLSKI R	40 ZEMBRZYCKI M	49 CHRAPKOWSKI P	0:25		0		
2 PRZYTULA D	23 MORYTO A	26 KRAJEWSKI P	28 GEBALA M	30 PRZYBYLSKI R	40 ZEMBRZYCKI M	49 CHRAPKOWSKI P	0:30		0		
2 PRZYTULA D	7 WALCZAK P	21 SYPRZAK K	26 KRAJEWSKI P	28 GEBALA M	40 ZEMBRZYCKI M	49 CHRAPKOWSKI P	0:33		0		
2 PRZYTULA D	3 DASZEK M	5 OLEJNICZAK M	26 KRAJEWSKI P	28 GEBALA M	40 ZEMBRZYCKI M	49 CHRAPKOWSKI P	0:36		0		
2 PRZYTULA D	4 JEDRASZCZYK P	23 MORYTO A	26 KRAJEWSKI P	28 GEBALA M	30 PRZYBYLSKI R	40 ZEMBRZYCKI M	0:41		0		
4 JEDRASZCZYK P	23 MORYTO A	26 KRAJEWSKI P	28 GEBALA M	30 PRZYBYLSKI R	40 ZEMBRZYCKI M	49 CHRAPKOWSKI P	1:13		0		
2 PRZYTULA D	5 OLEJNICZAK M	7 WALCZAK P	23 MORYTO A	36 DAWYDZIK D	40 ZEMBRZYCKI M	49 CHRAPKOWSKI P	1:21		0		
2 PRZYTULA D	4 JEDRASZCZYK P	7 WALCZAK P	23 MORYTO A	36 DAWYDZIK D	40 ZEMBRZYCKI M	49 CHRAPKOWSKI P	2:25		0		
2 PRZYTULA D	3 DASZEK M	4 JEDRASZCZYK P	19 CZUWARA J	23 MORYTO A	28 GEBALA M	40 ZEMBRZYCKI M	4:01		0		
2 PRZYTULA D	3 DASZEK M	4 JEDRASZCZYK P	23 MORYTO A	26 KRAJEWSKI P	36 DAWYDZIK D	40 ZEMBRZYCKI M	4:23		0		
2 PRZYTULA D	4 JEDRASZCZYK P	21 SYPRZAK K	26 KRAJEWSKI P	28 GEBALA M	40 ZEMBRZYCKI M	49 CHRAPKOWSKI P	0:15		-1		
2 PRZYTULA D	4 JEDRASZCZYK P	23 MORYTO A	26 KRAJEWSKI P	36 DAWYDZIK D	40 ZEMBRZYCKI M	49 CHRAPKOWSKI P	2:42		-1		
2 PRZYTULA D	5 OLEJNICZAK M	23 MORYTO A	26 KRAJEWSKI P	28 GEBALA M	40 ZEMBRZYCKI M	49 CHRAPKOWSKI P	2:26		-2		
2 PRZYTULA D	3 DASZEK M	5 OLEJNICZAK M	23 MORYTO A	26 KRAJEWSKI P	28 GEBALA M	40 ZEMBRZYCKI M	5:46		-2		
2 PRZYTULA D	7 WALCZAK P	23 MORYTO A	26 KRAJEWSKI P	28 GEBALA M	40 ZEMBRZYCKI M	49 CHRAPKOWSKI P	9:10		-2		
2 PRZYTULA D	4 JEDRASZCZYK P	7 WALCZAK P	23 MORYTO A	28 GEBALA M	40 ZEMBRZYCKI M	49 CHRAPKOWSKI P	2:14		-3		
2 PRZYTULA D	3 DASZEK M	23 MORYTO A	26 KRAJEWSKI P	36 DAWYDZIK D	40 ZEMBRZYCKI M	49 CHRAPKOWSKI P	3:20		-3		

Empty Net										Time Played	GF	GA
2 PRZYTULA D	3 DASZEK M	4 JEDRASZCZYK P	19 CZUWARA J	23 MORYTO A	26 KRAJEWSKI P	36 DAWYDZIK D	1:44	2	0			
2 PRZYTULA D	3 DASZEK M	5 OLEJNICZAK M	19 CZUWARA J	21 SYPRZAK K	23 MORYTO A	36 DAWYDZIK D	0:17	1	0			

TUE 25 JAN 2022

Start Time: 15:30

Bratislava

Attendance: 1.432

Match No: 59

POL 27 - 28 ESP

ESP - Spain

Lineup efficiency										Time Played	GF	GA
5 MAQUEDA PENO J	6 FERNANDEZ PEREZ A	11 SARMIENTO MELIAN D	12 CORRALES RODAL R	14 SOLE SALA F	17 FIGUERAS TREJO A	25 CASADO MARCELO A	28 GOMEZ ABELLO A	30 GUARDIOLA VILLAPLA	51 SANCHEZ-MIGALLON N	7:21	3	2
4 PECINA TOME I	5 MAQUEDA PENO J	6 FERNANDEZ PEREZ A	12 CORRALES RODAL R	14 SOLE SALA F	17 FIGUERAS TREJO A	25 CASADO MARCELO A	28 GOMEZ ABELLO A	30 GUARDIOLA VILLAPLA	51 SANCHEZ-MIGALLON N	6:32	4	3
3 GURBINDO MARTINEZ	6 FERNANDEZ PEREZ A	11 SARMIENTO MELIAN D	12 CORRALES RODAL R	21 CANELLAS REIXACH J	28 GOMEZ ABELLO A	30 GUARDIOLA VILLAPLA	51 SANCHEZ-MIGALLON N	5:26	1	2	0	
3 GURBINDO MARTINEZ	6 FERNANDEZ PEREZ A	11 SARMIENTO MELIAN D	12 CORRALES RODAL R	17 FIGUERAS TREJO A	21 CANELLAS REIXACH J	28 GOMEZ ABELLO A	30 GUARDIOLA VILLAPLA	3:18	2	0	0	
4 PECINA TOME I	5 MAQUEDA PENO J	6 FERNANDEZ PEREZ A	11 SARMIENTO MELIAN D	12 CORRALES RODAL R	21 CANELLAS REIXACH J	28 GOMEZ ABELLO A	30 GUARDIOLA VILLAPLA	3:09	2	2	0	
1 PEREZ de VARGAS MO	5 MAQUEDA PENO J	6 FERNANDEZ PEREZ A	17 FIGUERAS TREJO A	25 CASADO MARCELO A	28 GOMEZ ABELLO A	36 TARRAFETA SERRANO	2:51	4	0	0	0	
3 GURBINDO MARTINEZ	6 FERNANDEZ PEREZ A	11 SARMIENTO MELIAN D	12 CORRALES RODAL R	21 CANELLAS REIXACH J	28 GOMEZ ABELLO A	36 TARRAFETA SERRANO	2:10	1	1	1	0	
5 MAQUEDA PENO J	6 FERNANDEZ PEREZ A	12 CORRALES RODAL R	17 FIGUERAS TREJO A	21 CANELLAS REIXACH J	28 GOMEZ ABELLO A	36 TARRAFETA SERRANO	2:06	1	1	1	0	
3 GURBINDO MARTINEZ	4 PECINA TOME I	6 FERNANDEZ PEREZ A	12 CORRALES RODAL R	21 CANELLAS REIXACH J	28 GOMEZ ABELLO A	30 GUARDIOLA VILLAPLA	2:00	0	2	0	0	
5 MAQUEDA PENO J	6 FERNANDEZ PEREZ A	12 CORRALES RODAL R	17 FIGUERAS TREJO A	25 CASADO MARCELO A	28 GOMEZ ABELLO A	36 TARRAFETA SERRANO	1:53	2	0	0	0	
3 GURBINDO MARTINEZ	6 FERNANDEZ PEREZ A	11 SARMIENTO MELIAN D	12 CORRALES RODAL R	21 CANELLAS REIXACH J	28 GOMEZ ABELLO A	36 TARRAFETA SERRANO	1:36	2	1	0	0	
5 MAQUEDA PENO J	6 FERNANDEZ PEREZ A	11 SARMIENTO MELIAN D	12 CORRALES RODAL R	21 CANELLAS REIXACH J	28 GOMEZ ABELLO A	36 TARRAFETA SERRANO	1:33	1	0	0	0	
5 MAQUEDA PENO J	6 FERNANDEZ PEREZ A	11 SARMIENTO MELIAN D	12 CORRALES RODAL R	21 CANELLAS REIXACH J	25 CASADO MARCELO A	28 GOMEZ ABELLO A	1:28	0	0	0	0	
4 PECINA TOME I	5 MAQUEDA PENO J	6 FERNANDEZ PEREZ A	25 CASADO MARCELO A	28 GOMEZ ABELLO A	30 GUARDIOLA VILLAPLA	36 TARRAFETA SERRANO	1:20	0	0	0	0	
1 PEREZ de VARGAS MO	3 GURBINDO MARTINEZ	6 FERNANDEZ PEREZ A	25 CASADO MARCELO A	28 GOMEZ ABELLO A	29 ARINO BENGOCHEA A	51 SANCHEZ-MIGALLON N	1:17	1	1	1	0	
1 PEREZ de VARGAS MO	4 PECINA TOME I	5 MAQUEDA PENO J	6 FERNANDEZ PEREZ A	25 CASADO MARCELO A	28 GOMEZ ABELLO A	30 GUARDIOLA VILLAPLA	1:11	1	1	1	0	
3 GURBINDO MARTINEZ	6 FERNANDEZ PEREZ A	12 CORRALES RODAL R	25 CASADO MARCELO A	28 GOMEZ ABELLO A	36 TARRAFETA SERRANO	51 SANCHEZ-MIGALLON N	1:07	0	1	0	0	
1 PEREZ de VARGAS MO	3 GURBINDO MARTINEZ	4 PECINA TOME I	6 FERNANDEZ PEREZ A	25 CASADO MARCELO A	28 GOMEZ ABELLO A	30 GUARDIOLA VILLAPLA	1:06	0	2	0	0	
4 PECINA TOME I	5 MAQUEDA PENO J	6 FERNANDEZ PEREZ A	12 CORRALES RODAL R	14 SOLE SALA F	25 CASADO MARCELO A	30 GUARDIOLA VILLAPLA	1:02	0	1	0	0	
4 PECINA TOME I	5 MAQUEDA PENO J	6 FERNANDEZ PEREZ A	12 CORRALES RODAL R	17 FIGUERAS TREJO A	25 CASADO MARCELO A	28 GOMEZ ABELLO A	1:02	0	0	0	0	
5 MAQUEDA PENO J	6 FERNANDEZ PEREZ A	11 SARMIENTO MELIAN D	12 CORRALES RODAL R	14 SOLE SALA F	25 CASADO MARCELO A	30 GUARDIOLA VILLAPLA	0:56	0	1	0	0	
3 GURBINDO MARTINEZ	4 PECINA TOME I	6 FERNANDEZ PEREZ A	11 SARMIENTO MELIAN D	12 CORRALES RODAL R	25 CASADO MARCELO A	28 GOMEZ ABELLO A	0:55	0	0	0	0	
5 MAQUEDA PENO J	6 FERNANDEZ PEREZ A	11 SARMIENTO MELIAN D	12 CORRALES RODAL R	14 SOLE SALA F	21 CANELLAS REIXACH J	25 CASADO MARCELO A	0:52	0	0	0	0	
4 PECINA TOME I	5 MAQUEDA PENO J	6 FERNANDEZ PEREZ A	12 CORRALES RODAL R	25 CASADO MARCELO A	28 GOMEZ ABELLO A	30 GUARDIOLA VILLAPLA	0:51	0	1	0	0	
3 GURBINDO MARTINEZ	4 PECINA TOME I	6 FERNANDEZ PEREZ A	11 SARMIENTO MELIAN D	12 CORRALES RODAL R	21 CANELLAS REIXACH J	28 GOMEZ ABELLO A	0:46	0	0	0	0	
5 MAQUEDA PENO J	6 FERNANDEZ PEREZ A	12 CORRALES RODAL R	25 CASADO MARCELO A	28 GOMEZ ABELLO A	30 GUARDIOLA VILLAPLA	36 TARRAFETA SERRANO	0:45	0	0	0	0	
4 PECINA TOME I	5 MAQUEDA PENO J	12 CORRALES RODAL R	14 SOLE SALA F	25 CASADO MARCELO A	30 GUARDIOLA VILLAPLA	51 SANCHEZ-MIGALLON N	0:44	1	0	0	0	
3 GURBINDO MARTINEZ	6 FERNANDEZ PEREZ A	12 CORRALES RODAL R	17 FIGUERAS TREJO A	21 CANELLAS REIXACH J	28 GOMEZ ABELLO A	36 TARRAFETA SERRANO	0:44	1	0	0	0	
4 PECINA TOME I	5 MAQUEDA PENO J	6 FERNANDEZ PEREZ A	12 CORRALES RODAL R	21 CANELLAS REIXACH J	28 GOMEZ ABELLO A	30 GUARDIOLA VILLAPLA	0:43	0	1	0	0	
5 MAQUEDA PENO J	6 FERNANDEZ PEREZ A	12 CORRALES RODAL R	17 FIGUERAS TREJO A	21 CANELLAS REIXACH J	28 GOMEZ ABELLO A	30 GUARDIOLA VILLAPLA	0:38	1	0	0	0	
1 PEREZ de VARGAS MO	4 PECINA TOME I	6 FERNANDEZ PEREZ A	25 CASADO MARCELO A	28 GOMEZ ABELLO A	30 GUARDIOLA VILLAPLA	36 TARRAFETA SERRANO	0:36	0	1	0	0	
3 GURBINDO MARTINEZ	4 PECINA TOME I	12 CORRALES RODAL R	17 FIGUERAS TREJO A	21 CANELLAS REIXACH J	28 GOMEZ ABELLO A	30 GUARDIOLA VILLAPLA	0:31	0	0	0	0	
1 PEREZ de VARGAS MO	4 PECINA TOME I	6 FERNANDEZ PEREZ A	17 FIGUERAS TREJO A	25 CASADO MARCELO A	28 GOMEZ ABELLO A	30 GUARDIOLA VILLAPLA	0:16	0	1	0	0	
4 PECINA TOME I	5 MAQUEDA PENO J	6 FERNANDEZ PEREZ A	11 SARMIENTO MELIAN D	12 CORRALES RODAL R	14 SOLE SALA F	21 CANELLAS REIXACH J	0:13	0	0	0	0	
4 PECINA TOME I	5 MAQUEDA PENO J	6 FERNANDEZ PEREZ A	12 CORRALES RODAL R	14 SOLE SALA F	17 FIGUERAS TREJO A	30 GUARDIOLA VILLAPLA	0:11	0	1	0	0	
1 PEREZ de VARGAS MO	4 PECINA TOME I	5 MAQUEDA PENO J	6 FERNANDEZ PEREZ A	11 SARMIENTO MELIAN D	21 CANELLAS REIXACH J	28 GOMEZ ABELLO A	0:11	0	1	0	0	
1 PEREZ de VARGAS MO	6 FERNANDEZ PEREZ A	17 FIGUERAS TREJO A	25 CASADO MARCELO A	28 GOMEZ ABELLO A	30 GUARDIOLA VILLAPLA	36 TARRAFETA SERRANO	0:08	0	0	0	0	
5 MAQUEDA PENO J	6 FERNANDEZ PEREZ A	11 SARMIENTO MELIAN D	12 CORRALES RODAL R	14 SOLE SALA F	30 GUARDIOLA VILLAPLA	51 SANCHEZ-MIGALLON N	0:06	0	0	0	0	
5 MAQUEDA PENO J	6 FERNANDEZ PEREZ A	12 CORRALES RODAL R	14 SOLE SALA F	17 FIGUERAS TREJO A	25 CASADO MARCELO A	30 GUARDIOLA VILLAPLA	0:06	0	0	0	0	
1 PEREZ de VARGAS MO	5 MAQUEDA PENO J	6 FERNANDEZ PEREZ A	25 CASADO MARCELO A	28 GOMEZ ABELLO A	30 GUARDIOLA VILLAPLA	36 TARRAFETA SERRANO	0:06	0	0	0	0	
5 MAQUEDA PENO J	6 FERNANDEZ PEREZ A	11 SARMIENTO MELIAN D	12 CORRALES RODAL R	14 SOLE SALA F	17 FIGUERAS TREJO A	30 GUARDIOLA VILLAPLA	0:05	0	0	0	0	
5 MAQUEDA PENO J	6 FERNANDEZ PEREZ A	12 CORRALES RODAL R	17 FIGUERAS TREJO A	25 CASADO MARCELO A	28 GOMEZ ABELLO A	30 GUARDIOLA VILLAPLA	0:05	0	0	0	0	
4 PECINA TOME I	5 MAQUEDA PENO J	6 FERNANDEZ PEREZ A	12 CORRALES RODAL R	14 SOLE SALA F	25 CASADO MARCELO A	51 SANCHEZ-MIGALLON N	0:04	0	0	0	0	

Score development										Time Played	G Diff.
1 PEREZ de VARGAS MO	5 MAQUEDA PENO J	6 FERNANDEZ PEREZ A	17 FIGUERAS TREJO A	25 CASADO MARCELO A	28 GOMEZ ABELLO A	36 TARRAFETA SERRANO	2:51	+4			
5 MAQUEDA PENO J	6 FERNANDEZ PEREZ A	12 CORRALES RODAL R	17 FIGUERAS TREJO A	25 CASADO MARCELO A	28 GOMEZ ABELLO A	36 TARRAFETA SERRANO	1:53	+2			
3 GURBINDO MARTINEZ	6 FERNANDEZ PEREZ A	11 SARMIENTO MELIAN D	12 CORRALES RODAL R	17 FIGUERAS TREJO A	21 CANELLAS REIXACH J	28 GOMEZ ABELLO A	3:18	+2			
5 MAQUEDA PENO J	6 FERNANDEZ PEREZ A	12 CORRALES RODAL R	17 FIGUERAS TREJO A	21 CANELLAS REIXACH J	28 GOMEZ ABELLO A	30 GUARDIOLA VILLAPLA	0:38	+1			
4 PECINA TOME I	5 MAQUEDA PENO J	12 CORRALES RODAL R	14 SOLE SALA F	25 CASADO MARCELO A	30 GUARDIOLA VILLAPLA	51 SANCHEZ-MIGALLON N	0:44	+1			
3 GURBINDO MARTINEZ	6 FERNANDEZ PEREZ A	12 CORRALES RODAL R	17 FIGUERAS TREJO A	21 CANELLAS REIXACH J	28 GOMEZ ABELLO A	36 TARRAFETA SERRANO	0:44	+1			
5 MAQUEDA PENO J	6 FERNANDEZ PEREZ A	11 SARMIENTO MELIAN D	12 CORRALES RODAL R	21 CANELLAS REIXACH J	28 GOMEZ ABELLO A	36 TARRAFETA SERRANO	1:33	+1			
3 GURBINDO MARTINEZ	6 FERNANDEZ PEREZ A	11 SARMIENTO MELIAN D	12 CORRALES RODAL R	21 CANELLAS REIXACH J	28 GOMEZ ABELLO A	36 TARRAFETA SERRANO	1:36	+1			
4 PECINA TOME I	5 MAQUEDA PENO J	6 FERNANDEZ PEREZ A	12 CORRALES RODAL R	14 SOLE SALA F	30 GUARDIOLA VILLAPLA	51 SANCHEZ-MIGALLON N	6:32	+1			
5 MAQUEDA PENO J	6 FERNANDEZ PEREZ A	11 SARMIENTO MELIAN D	12 CORRALES RODAL R	14 SOLE SALA F	17 FIGUERAS TREJO A	25 CASADO MARCELO A	7:21	+1			
4 PECINA TOME I	5 MAQUEDA PENO J	6 FERNANDEZ PEREZ A	12 CORRALES RODAL R	14 SOLE SALA F	25 CASADO MARCELO A	51 SANCHEZ-MIGALLON N	0:04	0			
5 MAQUEDA PENO J	6 FERNANDEZ PEREZ A	11 SARMIENTO MELIAN D	12 CORRALES RODAL R	14 SOLE SALA F	17 FIGUERAS TREJO A	30 GUARDIOLA VILLAPLA	0:05	0			
5 MAQUEDA PENO J	6 FERNANDEZ PEREZ A	11 SARMIENTO MELIAN D	12 CORRALES RODAL R	14 SOLE SALA F	30 GUARDIOLA VILLAPLA	51 SANCHEZ-MIGALLON N	0:06	0			
5 MAQUEDA PENO J	6 FERNANDEZ PEREZ A	12 CORRALES RODAL R	14 SOLE SALA F	17 FIGUERAS TREJO A	25 CASADO MARCELO A	30 GUARDIOLA VILLAPLA	0:06	0			
1 PEREZ de VARGAS MO	5 MAQUEDA PENO J	6 FERNANDEZ PEREZ A	25 CASADO MARCELO A	28 GOMEZ ABELLO A	30 GUARDIOLA VILLAPLA	36 TARRAFETA SERRANO	0:06	0			
1 PEREZ de VARGAS MO	6 FERNANDEZ PEREZ A	17 FIGUERAS TREJO A	25 CASADO MARCELO A	28 GOMEZ ABELLO A	30 GUARDIOLA VILLAPLA	36 TARRAFETA SERRANO	0:08	0			
4 PECINA TOME I	5 MAQUEDA PENO J	6 FERNANDEZ PEREZ A	11 SARMIENTO MELIAN D	12 CORRALES RODAL R	14 SOLE SALA F	21 CANELLAS REIXACH J	0:13	0			
3 GURBINDO MARTINEZ	4 PECINA TOME I	12 CORRALES RODAL R	17 FIGUERAS TREJO A	21 CANELLAS REIXACH J	28 GOMEZ ABELLO A	30 GUARDIOLA VILLAPLA	0:31	0			
5 MAQUEDA PENO J	6 FERNANDEZ PEREZ A	12 CORRALES RODAL R	25 CASADO MARCELO A	28 GOMEZ ABELLO A	30 GUARDIOLA VILLAPLA	36 TARRAFETA SERRANO	0:45	0			
3 GURBINDO MARTINEZ	4 PECINA TOME I	6 FERNANDEZ PEREZ A	11 SARMIENTO MELIAN D	12 CORRALES RODAL R	21 CANELLAS REIXACH J	28 GOMEZ ABELLO A	0:46	0			
5 MAQUEDA PENO J	6 FERNANDEZ PEREZ A	11 SARMIENTO MELIAN D	12 CORRALES RODAL R	14 SOLE SALA F	21 CANELLAS REIXACH J	25 CASADO MARCELO A	0:52	0			
3 GURBINDO MARTINEZ	4 PECINA TOME I	6 FERNANDEZ PEREZ A	11 SARMIENTO MELIAN D	12 CORRALES RODAL R	25 CASADO MARCELO A	28 GOMEZ ABELLO A	0:55	0			
4 PECINA TOME I	5 MAQUEDA PENO J	6 FERNANDEZ PEREZ A	12 CORRALES RODAL R	17 FIGUERAS TREJO A	25 CASADO MARCELO A	28 GOMEZ ABELLO A	1:02	0			

TUE 25 JAN 2022

Start Time: 15:30

Bratislava

Attendance: 1.432

Match No: 59

POL 27 - 28 ESP

ESP - Spain

Score development										Time Played	G Diff.
1 PEREZ de VARGAS MO	4 PECINA TOME I	5 MAQUEDA PENO J	6 FERNANDEZ PEREZ A	25 CASADO MARCELO A	28 GOMEZ ABELLO A	30 GUARDIOLA VILLAPLA	1:11	0			
1 PEREZ de VARGAS MO	3 GURBINDO MARTINEZ	6 FERNANDEZ PEREZ A	25 CASADO MARCELO A	28 GOMEZ ABELLO A	29 ARINO BENGOCHEA A	51 SANCHEZ-MIGALLON N	1:17	0			
4 PECINA TOME I	5 MAQUEDA PENO J	6 FERNANDEZ PEREZ A	25 CASADO MARCELO A	28 GOMEZ ABELLO A	30 GUARDIOLA VILLAPLA	36 TARRAFETA SERRANO	1:20	0			
5 MAQUEDA PENO J	6 FERNANDEZ PEREZ A	11 SARMIENTO MELIAN D	12 CORRALES RODAL R	21 CANELLAS REIXACH J	25 CASADO MARCELO A	28 GOMEZ ABELLO A	1:28	0			
5 MAQUEDA PENO J	6 FERNANDEZ PEREZ A	12 CORRALES RODAL R	17 FIGUERAS TREJO A	21 CANELLAS REIXACH J	28 GOMEZ ABELLO A	36 TARRAFETA SERRANO	2:06	0			
3 GURBINDO MARTINEZ	6 FERNANDEZ PEREZ A	11 SARMIENTO MELIAN D	12 CORRALES RODAL R	25 CASADO MARCELO A	28 GOMEZ ABELLO A	36 TARRAFETA SERRANO	2:10	0			
4 PECINA TOME I	5 MAQUEDA PENO J	6 FERNANDEZ PEREZ A	11 SARMIENTO MELIAN D	12 CORRALES RODAL R	21 CANELLAS REIXACH J	28 GOMEZ ABELLO A	3:09	0			
4 PECINA TOME I	5 MAQUEDA PENO J	6 FERNANDEZ PEREZ A	12 CORRALES RODAL R	14 SOLE SALA F	17 FIGUERAS TREJO A	30 GUARDIOLA VILLAPLA	0:11	-1			
1 PEREZ de VARGAS MO	4 PECINA TOME I	5 MAQUEDA PENO J	6 FERNANDEZ PEREZ A	11 SARMIENTO MELIAN D	21 CANELLAS REIXACH J	28 GOMEZ ABELLO A	0:11	-1			
1 PEREZ de VARGAS MO	4 PECINA TOME I	6 FERNANDEZ PEREZ A	17 FIGUERAS TREJO A	25 CASADO MARCELO A	28 GOMEZ ABELLO A	30 GUARDIOLA VILLAPLA	0:16	-1			
1 PEREZ de VARGAS MO	4 PECINA TOME I	6 FERNANDEZ PEREZ A	25 CASADO MARCELO A	28 GOMEZ ABELLO A	30 GUARDIOLA VILLAPLA	36 TARRAFETA SERRANO	0:36	-1			
4 PECINA TOME I	5 MAQUEDA PENO J	6 FERNANDEZ PEREZ A	12 CORRALES RODAL R	21 CANELLAS REIXACH J	28 GOMEZ ABELLO A	30 GUARDIOLA VILLAPLA	0:43	-1			
4 PECINA TOME I	5 MAQUEDA PENO J	6 FERNANDEZ PEREZ A	12 CORRALES RODAL R	25 CASADO MARCELO A	28 GOMEZ ABELLO A	30 GUARDIOLA VILLAPLA	0:51	-1			
5 MAQUEDA PENO J	6 FERNANDEZ PEREZ A	11 SARMIENTO MELIAN D	12 CORRALES RODAL R	14 SOLE SALA F	25 CASADO MARCELO A	30 GUARDIOLA VILLAPLA	0:56	-1			
4 PECINA TOME I	5 MAQUEDA PENO J	6 FERNANDEZ PEREZ A	12 CORRALES RODAL R	14 SOLE SALA F	25 CASADO MARCELO A	30 GUARDIOLA VILLAPLA	1:02	-1			
3 GURBINDO MARTINEZ	6 FERNANDEZ PEREZ A	12 CORRALES RODAL R	25 CASADO MARCELO A	28 GOMEZ ABELLO A	36 TARRAFETA SERRANO	51 SANCHEZ-MIGALLON N	1:07	-1			
3 GURBINDO MARTINEZ	6 FERNANDEZ PEREZ A	11 SARMIENTO MELIAN D	12 CORRALES RODAL R	21 CANELLAS REIXACH J	28 GOMEZ ABELLO A	30 GUARDIOLA VILLAPLA	5:26	-1			
1 PEREZ de VARGAS MO	3 GURBINDO MARTINEZ	4 PECINA TOME I	6 FERNANDEZ PEREZ A	25 CASADO MARCELO A	28 GOMEZ ABELLO A	30 GUARDIOLA VILLAPLA	1:06	-2			
3 GURBINDO MARTINEZ	4 PECINA TOME I	6 FERNANDEZ PEREZ A	12 CORRALES RODAL R	21 CANELLAS REIXACH J	28 GOMEZ ABELLO A	30 GUARDIOLA VILLAPLA	2:00	-2			

Empty Net										Time Played	GF	GA
4 PECINA TOME I	5 MAQUEDA PENO J	6 FERNANDEZ PEREZ A	25 CASADO MARCELO A	28 GOMEZ ABELLO A	30 GUARDIOLA VILLAPLA	36 TARRAFETA SERRANO	1:20	0	0			

Legend:
G Diff. Goals Difference

TUE 25 JAN 2022
Start Time: 15:30

Bratislava

Results
Match No: 59

Attendance: 1.432

POL 27 - 28 ESP

(13 - 14) (14 - 14)

Referees: LAH Bojan (SLO) / SOK David (SLO)

Poland

Coach: ROMBEL Patryk

YC/RC Coach: 1/0 Time outs: 2

No	Name	Total			Goals / Shots						Punishments			TP	
		Goals	Shots	%	7mP	6mC	Wing	BT	FB	FTO	9m	YC	RC		2M
2	PRZYTULA Damian	5	9	56			2/2				3/7				58:47
3	DASZEK Michal	5	6	83		2/2	1/1	1/1			1/2				32:32
4	JEDRASZCZYK Piotr	5	5	100		1/1	3/3	1/1							30:58
5	OLEJNICZAK Michal											1			10:42
7	WALCZAK Patryk	0	1	0			0/1								20:10
13	WALACH Milosz														0:00
19	CZUWARA Jan	0	1	0			0/1								10:32
20	PILITOWSKI Maciej														0:00
21	SYPRZAK Kamil	1	1	100		1/1									7:53
23	MORYTO Arkadiusz	6	8	75	1/1		2/4		3/3						58:14
26	KRAJEWSKI Przemyslaw	2	4	50		0/1	1/2			1/1			1		45:04
28	GEBALA Maciej	1	2	50		1/2									34:28
30	PRZYBYLSKI Rafal														3:03
36	DAWYDZIK Dawid	2	2	100		2/2									17:15
40	ZEMBRZYCKI Mateusz														57:59
49	CHRAPKOWSKI Piotr														32:23
Totals		27	39	69	1/1	7/9	9/14	2/2	3/3	1/1	4/9	2		1	60:00

No	Name	Total			Saves / Shots										
		Saves	Shots	%	7mP	6mC	Wing	BT	FB	FTO	9m				
13	WALACH Milosz														
40	ZEMBRZYCKI Mateusz	11	39	28	0/2	3/11	3/9	1/2	0/6		4/9				
Totals		11	39	28	0/2	3/11	3/9	1/2	0/6		4/9				

Spain

Coach: RIBERA ROMANS Jordi

Time outs: 2

No	Name	Total			Goals / Shots						Punishments			TP	
		Goals	Shots	%	7mP	6mC	Wing	BT	FB	FTO	9m	YC	RC		2M
1	PEREZ de VARGAS MORENO Gonzalo														7:42
3	GURBINDO MARTINEZ Eduardo	1	2	50			0/1				1/1				20:56
4	PECINA TOME Inaki												1		23:23
5	MAQUEDA PENO Jorge	2	4	50		1/1			1/1		0/2				38:04
6	FERNANDEZ PEREZ Angel	3	3	100		1/1	2/2								58:45
11	SARMIENTO MELIAN Daniel	1	3	33			1/2				0/1				30:05
12	CORRALES RODAL Rodrigo														50:58
14	SOLE SALA Ferran	4	7	57	1/2	1/2	0/1		2/2						18:12
17	FIGUERAS TREJO Adrian	3	5	60		2/4	1/1								21:15
21	CANELLAS REIXACH Joan	3	6	50		1/1					2/5				25:14
25	CASADO MARCELO Agustin	4	7	57		1/1		0/1	2/2		1/3				30:12
28	GOMEZ ABELLO Aleix	4	5	80	1/1		2/3		1/1						41:48
29	ARINO BENGOCHEA Aitor														1:17
30	GUARDIOLA VILLAPLANA Gedeon														25:24
36	TARRAFETA SERRANO Ian	3	3	100		1/1		1/1			1/1				16:55
51	SANCHEZ-MIGALLON NARANJO Miguel														9:50
Totals		28	45	62	2/3	8/11	6/10	1/2	6/6		5/13			1	60:00

No	Name	Total			Saves / Shots										
		Saves	Shots	%	7mP	6mC	Wing	BT	FB	FTO	9m				
1	PEREZ de VARGAS MORENO Gonzalo	0	7	0	0/1	0/2	0/3				0/1				
12	CORRALES RODAL Rodrigo	8	28	29		2/7	4/10	0/2	0/3	0/1	2/5				
Totals		8	35	23	0/1	2/9	4/13	0/2	0/3	0/1	2/6				

Attacks

Team	All		Player Majority		Player Minority		Position Attacks		FB		Ind. FB		Team FB		TO	TO %
	G/Att.	%	G/Att.	%	G/Att.	%	G/Att.	%	G/Att.	%	G/Att.	%	G/Att.	%		
POL	27/48	56	1/1	100	1/1	100	23/43	53	3/4	75	1/1	100	2/3	67	12	25
ESP	28/48	58	2/2	100	0/1	0	22/42	52	6/6	100			6/6	100	7	15

Legend:	
%	Efficiency
9m	9-metre Shots
FTO	Fast Throw off
TO	Turnover
2M	2-Minute Suspensions
BT	Breakthroughs
G/Att.	Goals/Attacks
TP	Time Played
6mC	6-metre Centre Shots
EG	Empty Goal
Ind.	Individual
YC	Yellow Cards
7m	7-metre Penalty Shots
FB	Fast Breaks
RC	Red Cards

TUE 25 JAN 2022
Start Time: 15:30

Play by Play

Match No: 59

Bratislava

POL 27 - 28 ESP

(13 - 14) (14 - 14)

Referees: LAH Bojan (SLO) / SOK David (SLO)

POL	2 PRZYTULA Damian	3 DASZEK Michal	4 JEDRASZCZYK Piotr	5 OLEJNICZAK Michal
	7 WALCZAK Patryk	13 WALACH Milosz	19 CZUWARA Jan	20 PILITOWSKI Maciej
	21 SYPRZAK Kamil	23 MORYTO Arkadiusz	26 KRAJEWSKI Przemyslaw	28 GEBALA Maciej
	30 PRZYBYLSKI Rafal	36 DAWYDZIK Dawid	40 ZEMBRZYCKI Mateusz	49 CHRAPKOWSKI Piotr
	A JURECKI Bartosz	B ROMBEL Patryk	C WICHARY Marcin	D BUCZAK Jerzy
ESP	1 PEREZ de VARGAS MORENO Gonzalo	3 GURBINDO MARTINEZ Eduardo	4 PECINA TOME Inaki	5 MAQUEDA PENO Jorge
	6 FERNANDEZ PEREZ Angel	11 SARMIENTO MELIAN Daniel	12 CORRALES RODAL Rodrigo	14 SOLE SALA Ferran
	17 FIGUERAS TREJO Adrian	21 CANELLAS REIXACH Joan	25 CASADO MARCELO Agustin	28 GOMEZ ABELLO Aleix
	29 ARINO BENGOCHEA Aitor	30 GUARDIOLA VILLAPLANA Gedeon	36 TARRAFETA SERRANO Ian	51 SANCHEZ-MIGALLON NARANJO Miguel
	A RIBERA ROMANS Jordi	B MONTES AGUERA Cesar	C MUNOZ BENITO Juan Jose	D LLORENTE RUIZ Francisco Daniel

1st HALF

Match Time	POL - Poland	Score Lead	ESP - Spain
0:00	40 ZEMBRZYCKI M Goalkeeper		12 CORRALES RODAL R Goalkeeper
0:36	2 PRZYTULA D Shot centre 9m saved top left		
1:08	2 PRZYTULA D 7m caused		25 CASADO MARCELO A 7m received
1:23		0 - 1 -1	14 SOLE SALA F Goal Penalty shot top centre (25 CASADO MARCELO A), 51 km/h
2:11	26 KRAJEWSKI P Shot left wing saved bottom right		
2:44	2 PRZYTULA D Goal left wing bottom left (5 OLEJNICZAK M), 124 km/h	1 - 1 0	
3:17		1 - 2 -1	17 FIGUERAS TREJO A Goal centre 6m bottom left (11 SARMIENTO MELIAN D), 75 km/h
4:00	26 KRAJEWSKI P Shot centre 6m saved top left		
4:53	5 OLEJNICZAK M 7m caused		17 FIGUERAS TREJO A 7m received
4:53	5 OLEJNICZAK M Warning (yellow card)		
5:07			14 SOLE SALA F Penalty shot post
5:48	5 OLEJNICZAK M Technical Fault		
5:53		1 - 3 -2	14 SOLE SALA F Goal fast break top left (6 FERNANDEZ PEREZ A), 82 km/h
6:05	5 OLEJNICZAK M Turnover		6 FERNANDEZ PEREZ A Steal
6:10		1 - 4 -3	5 MAQUEDA PENO J Goal fast break bottom left, 101 km/h
6:47	3 DASZEK M Goal centre 6m bottom left (5 OLEJNICZAK M), 120 km/h	2 - 4 -2	
7:23			25 CASADO MARCELO A Shot centre 9m saved bottom left
8:04	3 DASZEK M Turnover (FB)		14 SOLE SALA F Steal
8:12		2 - 5 -3	25 CASADO MARCELO A Goal fast break bottom left (14 SOLE SALA F), 83 km/h
8:45	5 OLEJNICZAK M Turnover		12 CORRALES RODAL R Steal
8:52		2 - 6 -4	14 SOLE SALA F Goal fast break bottom left (12 CORRALES RODAL R), 104 km/h
8:56	Team timeout		
9:26	23 MORYTO A Shot right wing saved top centre		
9:36			14 SOLE SALA F Shot right wing post
10:19	26 KRAJEWSKI P Goal left wing bottom left (2 PRZYTULA D), 106 km/h	3 - 6 -3	
10:49		3 - 7 -4	25 CASADO MARCELO A Goal centre 9m bottom right, 109 km/h
11:00	2 PRZYTULA D Shot centre 9m blocked		4 PECINA TOME I Block
11:28	2 PRZYTULA D Goal centre 9m top right, 124 km/h	4 - 7 -3	
12:05			5 MAQUEDA PENO J Shot right 9m saved bottom right
12:20			17 FIGUERAS TREJO A Shot centre 6m saved bottom left
12:29	23 MORYTO A Goal fast break bottom right, 115 km/h	5 - 7 -2	
13:05		5 - 8 -3	14 SOLE SALA F Goal centre 6m middle left (11 SARMIENTO MELIAN D), 96 km/h
13:11	26 KRAJEWSKI P Goal fast throw off middle right (23 MORYTO A), 125 km/h	6 - 8 -2	
14:03	28 GEBALA M Block		11 SARMIENTO MELIAN D Shot centre 9m blocked
14:36			25 CASADO MARCELO A Turnover
15:06	3 DASZEK M Goal centre 6m middle right, 100 km/h	7 - 8 -1	
15:57			11 SARMIENTO MELIAN D Shot right wing saved bottom centre
16:58	2 PRZYTULA D Goal centre 9m bottom right, 96 km/h	8 - 8 0	
17:04			Team timeout
17:51			14 SOLE SALA F Shot centre 6m saved bottom centre
18:03	7 WALCZAK P Shot right wing missed		
18:56			21 CANELLAS REIXACH J Technical Fault
19:30	2 PRZYTULA D Shot centre 9m blocked		5 MAQUEDA PENO J Block
19:49		8 - 9 -1	25 CASADO MARCELO A Goal fast break bottom left (6 FERNANDEZ PEREZ A), 133 km/h
19:54	2 PRZYTULA D Turnover		
19:56		8 - 10 -2	28 GOMEZ ABELLO A Goal fast break bottom left (30 GUARDIOLA VILLAPLA)
20:56	4 JEDRASZCZYK P Goal left wing bottom centre (21 SYPRZAK K), 108 km/h	9 - 10 -1	
21:33			28 GOMEZ ABELLO A Shot right wing saved bottom right

TUE 25 JAN 2022
Start Time: 15:30

Bratislava

Play by Play

Match No: 59

POL 27 - 28 ESP

(13 - 14) (14 - 14)

1st HALF

Match Time	POL - Poland	Score	Lead	ESP - Spain
21:39		9 - 11	-2	21 CANELLAS REIXACH J Goal centre 6m middle right (5 MAQUEDA PENO J), 98 km/h
22:30	26 KRAJEWSKI P 7m received			28 GOMEZ ABELLO A 7m caused
22:58				1 PEREZ de VARGAS MO for 12 CORRALES RODAL R Goalkeeper Substitution
22:58	23 MORYTO A Goal Penalty shot bottom right (26 KRAJEWSKI P), 103 km/h	10 - 11	-1	
23:09				12 CORRALES RODAL R for 1 PEREZ de VARGAS MO Goalkeeper Substitution
23:40				21 CANELLAS REIXACH J Shot centre 9m missed
24:16	4 JEDRASZCZYK P Goal breakthrough top right, 65 km/h	11 - 11	0	
24:44		11 - 12	-1	36 TARRAFETA SERRANO Goal centre 9m bottom left (21 CANELLAS REIXACH J), 103 km/h
25:25	21 SYPRZAK K Goal centre 6m bottom centre (4 JEDRASZCZYK P), 97 km/h	12 - 12	0	
26:28		12 - 13	-1	3 GURBINDO MARTINEZ Goal centre 9m bottom left, 102 km/h
26:39	28 GEBALA M Shot centre 6m saved bottom centre			
27:29				25 CASADO MARCELO A Shot breakthrough saved middle left
27:34	23 MORYTO A Goal fast break middle left (26 KRAJEWSKI P), 95 km/h	13 - 13	0	
28:35		13 - 14	-1	6 FERNANDEZ PEREZ A Goal centre 6m bottom left (25 CASADO MARCELO A), 107 km/h
29:12	4 JEDRASZCZYK P Turnover			
29:24	26 KRAJEWSKI P Steal			3 GURBINDO MARTINEZ Turnover
29:58	2 PRZYTULA D Shot left 9m saved middle left			

2nd HALF

Match Time	POL - Poland	Score	Lead	ESP - Spain
30:00	40 ZEMBRZYCKI M Goalkeeper			12 CORRALES RODAL R Goalkeeper
30:36				17 FIGUERAS TREJO A Shot centre 6m saved middle centre
31:18	4 JEDRASZCZYK P Technical Fault			
31:30				25 CASADO MARCELO A Turnover
32:34	2 PRZYTULA D Goal centre 9m bottom right, 90 km/h	14 - 14	0	
33:18		14 - 15	-1	36 TARRAFETA SERRANO Goal breakthrough middle right, 93 km/h
33:56	2 PRZYTULA D Turnover			5 MAQUEDA PENO J Steal
34:25	26 KRAJEWSKI P 7m caused			17 FIGUERAS TREJO A 7m received
34:25	26 KRAJEWSKI P 2-minutes suspension			
34:26				
34:25		14 - 16	-2	28 GOMEZ ABELLO A Goal Penalty shot bottom right (17 FIGUERAS TREJO A), 114 km/h
34:47	19 CZUWARA J for 40 ZEMBRZYCKI M Empty goal			
35:04	2 PRZYTULA D Goal left wing top right (3 DASZEK M), 56 km/h	15 - 16	-1	
35:38	40 ZEMBRZYCKI M for 4 JEDRASZCZYK P Goalkeeper back			
35:38				1 PEREZ de VARGAS MO for 12 CORRALES RODAL R Goalkeeper Substitution
35:47		15 - 17	-2	28 GOMEZ ABELLO A Goal right wing bottom right (25 CASADO MARCELO A), 87 km/h
35:54	4 JEDRASZCZYK P for 40 ZEMBRZYCKI M Empty goal			
36:26				
36:30	36 DAWYDZIK D Goal centre 6m top left (4 JEDRASZCZYK P), 127 km/h	16 - 17	-1	
36:47	40 ZEMBRZYCKI M for 19 CZUWARA J Goalkeeper back			
37:00		16 - 18	-2	5 MAQUEDA PENO J Goal flying throw middle right (25 CASADO MARCELO A), 122 km/h
37:47	26 KRAJEWSKI P Technical Fault			
37:57		16 - 19	-3	6 FERNANDEZ PEREZ A Goal left wing bottom right (25 CASADO MARCELO A), 86 km/h
38:49	3 DASZEK M Goal right wing top left (2 PRZYTULA D), 64 km/h	17 - 19	-2	
39:42	B ROMBEL P Warning (yellow card) bench punishment			
39:53				5 MAQUEDA PENO J Shot centre 9m post
39:58		17 - 20	-3	28 GOMEZ ABELLO A Goal right wing middle right, 115 km/h
40:07	4 JEDRASZCZYK P Goal left wing middle right (3 DASZEK M), 117 km/h	18 - 20	-2	
40:58		18 - 21	-3	17 FIGUERAS TREJO A Goal centre 6m bottom centre (36 TARRAFETA SERRANO), 63 km/h
41:11	4 JEDRASZCZYK P Goal left wing middle left (3 DASZEK M), 59 km/h	19 - 21	-2	
41:46		19 - 22	-3	25 CASADO MARCELO A Goal centre 6m top left (36 TARRAFETA SERRANO), 137 km/h
42:25	36 DAWYDZIK D Goal centre 6m bottom centre (3 DASZEK M), 79 km/h	20 - 22	-2	
42:26				
42:33				36 TARRAFETA SERRANO for 1 PEREZ de VARGAS MO Empty goal
42:25				4 PECINA TOME I 2-minutes suspension
43:11				25 CASADO MARCELO A Shot centre 9m saved middle right
43:20				1 PEREZ de VARGAS MO for 5 MAQUEDA PENO J Goalkeeper back
43:45	3 DASZEK M Goal right 9m bottom centre, 92 km/h	21 - 22	-1	
43:56				5 MAQUEDA PENO J for 1 PEREZ de VARGAS MO Empty goal
44:25				
44:29				12 CORRALES RODAL R for 4 PECINA TOME I Goalkeeper back
44:42		21 - 23	-2	17 FIGUERAS TREJO A Goal left wing top right (25 CASADO MARCELO A), 108 km/h
45:15	3 DASZEK M Turnover			6 FERNANDEZ PEREZ A Steal
45:49		21 - 24	-3	36 TARRAFETA SERRANO Goal centre 6m bottom centre (5 MAQUEDA PENO J), 106 km/h
46:35	3 DASZEK M Goal breakthrough top left, 97 km/h	22 - 24	-2	
47:27	23 MORYTO A Steal			5 MAQUEDA PENO J Turnover

TUE 25 JAN 2022

Start Time: 15:30

Play by Play

Match No: 59

Bratislava

POL 27 - 28 ESP

(13 - 14) (14 - 14)

2nd HALF

Match Time	POL - Poland	Score	Lead	ESP - Spain
47:40	23 MORYTO A Goal individual fast break top left, 97 km/h	23 - 24	-1	
47:53	4 JEDRASZCZYK P Steal			5 MAQUEDA PENO J Turnover
48:14	23 MORYTO A Technical Fault			
49:06		23 - 25	-2	21 CANELLAS REIXACH J Goal centre 9m middle left (3 GURBINDO MARTINEZ), 117 km/h
49:54	4 JEDRASZCZYK P Turnover			
50:50		23 - 26	-3	11 SARMIENTO MELIAN D Goal left wing middle left (21 CANELLAS REIXACH J), 100 km/h
51:41	4 JEDRASZCZYK P Goal centre 6m top left (28 GEBALA M), 123 km/h	24 - 26	-2	
52:43		24 - 27	-3	21 CANELLAS REIXACH J Goal centre 9m bottom right, 82 km/h
53:42	23 MORYTO A Goal right wing bottom left (5 OLEJNICZAK M), 113 km/h	25 - 27	-2	
54:56				21 CANELLAS REIXACH J Shot left 9m missed
55:32	3 DASZEK M Shot centre 9m blocked			30 GUARDIOLA VILLAPLA Block
56:29		25 - 28	-3	6 FERNANDEZ PEREZ A Goal left wing top right (11 SARMIENTO MELIAN D), 60 km/h
57:03	28 GEBALA M Goal centre 6m bottom centre (4 JEDRASZCZYK P), 66 km/h	26 - 28	-2	
57:49				21 CANELLAS REIXACH J Shot centre 9m saved bottom right
58:13	Team timeout			
58:22	21 SYPRZAK K for 40 ZEMBRZYCKI M Empty goal			
58:27	23 MORYTO A Goal right wing bottom left (4 JEDRASZCZYK P), 69 km/h	27 - 28	-1	
58:39	40 ZEMBRZYCKI M for 19 CZUWARA J Goalkeeper back			
59:07				Team timeout
59:15				11 SARMIENTO MELIAN D Turnover
59:22	23 MORYTO A Shot right wing saved top left			
59:31	19 CZUWARA J Shot left wing saved bottom right			
59:55				3 GURBINDO MARTINEZ Shot right wing saved middle centre

TUE 25 JAN 2022
Start Time: 15:30

Bratislava

Match Team Statistics

Match No: 59

POL 27 - 28 ESP

(13 - 14) (14 - 14)

Referees: LAH Bojan (SLO) / SOK David (SLO)

POL - Poland Coach: ROMBEL Patryk

YC/RC Coach: 1/0 Time outs: 2

No.	Name	Total			All Goals / Shots								Punishments				Offence			Defence			TP
		Goals	Shots	%	7mP	7m%	6mC	Wing	BT	FB	FTO	9m	YC	RC	2M	2+2	AS	R7	TO/TF	ST	BS	P7	
2	PRZYTULA Damian	5	9	56				2/2				3/7					2	2				1	58:47
3	DASZEK Michal	5	6	83			2/2	1/1	1/1			1/2					4	2					32:32
4	JEDRASZCZYK Piotr	5	5	100			1/1	3/3	1/1								4	2 / 1	1				30:58
5	OLEJNICZAK Michal												1				3	2 / 1				1	10:42
7	WALCZAK Patryk	0	1	0				0/1															20:10
13	WALACH Milosz																						0:00
19	CZUWARA Jan	0	1	0				0/1															10:32
20	PILITOWSKI Maciej																						0:00
21	SYPRZAK Kamil	1	1	100				1/1									1						7:53
23	MORYTO Arkadiusz	6	8	75	1/1	100		2/4		3/3							1	1	/ 1	1			58:14
26	KRAJEWSKI Przemyslaw	2	4	50				0/1	1/2						1		2	1	/ 1	1		1	45:04
28	GEBALA Maciej	1	2	50				1/2									1				1		34:28
30	PRZYBYLSKI Rafal																						3:03
36	DAWDYDZIK Dawid	2	2	100				2/2															17:15
40	ZEMBRZYCKI Mateusz																						57:59
49	CHRAPKOWSKI Piotr																						32:23
Team													1										
Totals		27	39	69	1/1	100	7/9	9/14	2/2	3/3	1/1	4/9	2		1		18	1	8 / 4	3	1	3	

No.	Name	Total			All Saves / Shots										
		Saves	Shots	%	7mP	7m%	6mC	Wing	BT	FB	FTO	9m	9m%	NS	NS%
13	WALACH Milosz														
40	ZEMBRZYCKI Mateusz	11	39	28	0/2	0	3/11	3/9	1/2	0/6		4/9	44	7/22	32
Totals		11	39	28	0/2	0	3/11	3/9	1/2	0/6		4/9	44	7/22	32

Attacks

Team	All		Player Majority		Player Minority		Position Attacks		FB		Ind. FB		Team FB		TO	TO %
	G/Att.	%	G/Att.	%	G/Att.	%	G/Att.	%	G/Att.	%	G/Att.	%	G/Att.	%		
POL	27/48	56	1/1	100	1/1	100	23/43	53	3/4	75	1/1	100	2/3	67	12	25

Team Shots

	Goals	Saves	Missed	Post	Blocked	Total	%	Prop %
6m Shots	7	2				9	78	23
Wing Shots	9	4	1			14	64	36
L R	6 3	2 2	1			8 6	75 50	21 15
9m Shots	4	2			3	9	44	23
L C R	3 1	1 1			3	1 7 1	0 43 100	3 18 3
7m Penalty Throws	1					1	100	3
Fast Breaks	3					3	100	8
Breakthroughs	2					2	100	5
Totals	27	8	1		3	39	69	100

Legend:	
% Efficiency	2M 2-Minute Suspensions
9m 9-metre Shots	2+2 2+2 Minute Suspensions
EG Empty Goal	AS Assists
L Left	BS Blocked Shots
R Right	FTO Fast Throw off
Wing Wing Shots	P7 Penalty 7-metre Fouls
	RC Red Cards
	ST Steals
	YC YC
	6mC 6-metre Centre Shots
	7mP 7-metre Penalty Shots
	BT Breakthroughs
	C Center
	G/Att. Goals/Attacks
	Ind. Individual
	Prop % Proportion of Goals
	R7 Received 7-metre Fouls
	TO/TF Turnover/Technical Faults
	TP Time Played

TUE 25 JAN 2022

Start Time: 15:30

Bratislava

Match Team Statistics

Match No: 59

POL 27 - 28 ESP

(13 - 14) (14 - 14)

Referees: LAH Bojan (SLO) / SOK David (SLO)

POL - Poland

OverView of Shot Distribution

2 PRZYTULA D

0/1		2/2
0/1		
1/1		2/2

2-Blocked

3 DASZEK M

2/2		
		1/1
1/1	1/1	

1-Blocked

4 JEDRASZCZYK P

1/1		1/1
1/1		1/1
	1/1	

5 OLEJNICZAK M

7 WALCZAK P

1-Missed

19 CZUWARA J

		0/1

20 PILITOWSKI M

21 SYPRZAK K

	1/1	

23 MORYTO A

1/2	0/1
1/1	
2/2	2/2

26 KRAJEWSKI P

0/1	
	1/1
1/1	0/1

28 GEBALA M

	1/2

30 PRZYBYLSKI R

36 DAWYDZIK D

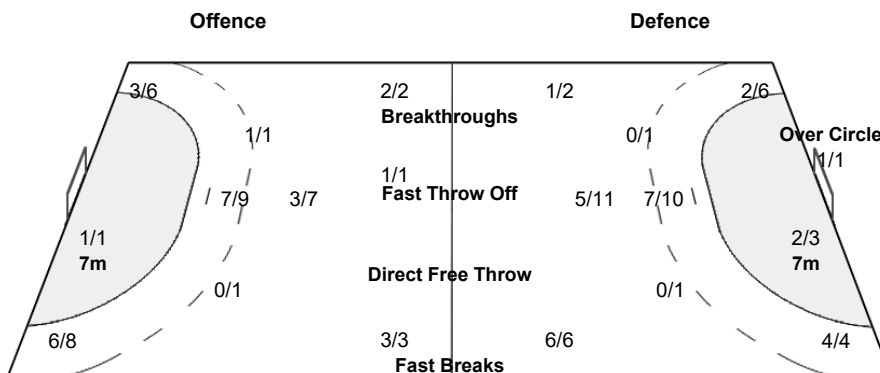
1/1	
	1/1

49 CHRAPKOWSKI P

Team
Goals / Shots

5/8	0/1	3/3
2/3		3/3
5/5	5/6	4/6

1-Missed 3-Blocked



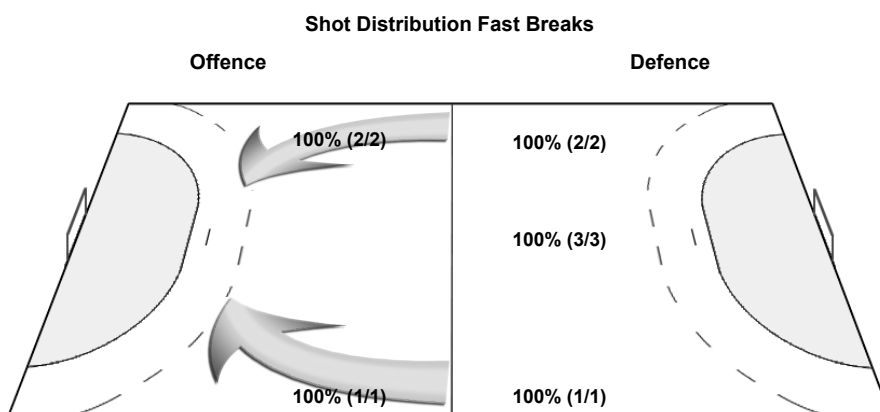
Goalkeepers
Saves / Shots

0/2	0/1	0/2
1/4	2/2	1/5
2/11	2/4	3/8

13 WALACH M

40 ZEMBRZYCKI M

0/2	0/1	0/2
1/4	2/2	1/5
2/11	2/4	3/8



TUE 25 JAN 2022
Start Time: 15:30

Bratislava

Match Team Statistics

Match No: 59

POL 27 - 28 ESP

(13 - 14) (14 - 14)

Referees: LAH Bojan (SLO) / SOK David (SLO)

ESP - Spain

Coach: RIBERA ROMANS Jordi

Time outs: 2

No.	Name	Total			All Goals / Shots							Punishments				Offence			Defence			TP	
		Goals	Shots	%	7mP	7m%	6mC	Wing	BT	FB	FTO	9m	9m%	NS	NS%	AS	R7	TO/TF	ST	BS	P7		
1	PEREZ de VARGAS MORENO Gonzalo																						7:42
3	GURBINDO MARTINEZ Eduardo	1	2	50				0/1				1/1					1		1				20:56
4	PECINA TOME Inaki													1							1		23:23
5	MAQUEDA PENO Jorge	2	4	50			1/1			1/1		0/2					2		2	1	1		38:04
6	FERNANDEZ PEREZ Angel	3	3	100			1/1	2/2							2				2				58:45
11	SARMIENTO MELIAN Daniel	1	3	33				1/2				0/1					3		1				30:05
12	CORRALES RODAL Rodrigo														1				1				50:58
14	SOLE SALA Ferran	4	7	57	1/2	50	1/2	0/1		2/2					1				1				18:12
17	FIGUERAS TREJO Adrian	3	5	60			2/4	1/1							1	2							21:15
21	CANELLAS REIXACH Joan	3	6	50			1/1					2/5			2			/ 1					25:14
25	CASADO MARCELO Agustin	4	7	57			1/1		0/1	2/2		1/3			6	1	2						30:12
28	GOMEZ ABELLO Aleix	4	5	80	1/1	100		2/3		1/1												1	41:48
29	ARINO BENGOCHEA Aitor																						1:17
30	GUARDIOLA VILLAPLANA Gedeon														1							1	25:24
36	TARRAFETA SERRANO Ian	3	3	100			1/1		1/1			1/1			2								16:55
51	SANCHEZ-MIGALLON NARANJO Miguel																						9:50
Totals		28	45	62	2/3	67	8/11	6/10	1/2	6/6		5/13			1		22	3	6 / 1	5	3	1	

No.	Name	Total			All Saves / Shots										
		Saves	Shots	%	7mP	7m%	6mC	Wing	BT	FB	FTO	9m	9m%	NS	NS%
1	PEREZ de VARGAS MORENO Gonzalo	0	7	0	0/1	0	0/2	0/3				0/1	0	0/5	0
12	CORRALES RODAL Rodrigo	8	28	29	0/1	0	2/7	4/10	0/2	0/3	0/1	2/5	40	6/19	32
Totals		8	35	23	0/1	0	2/9	4/13	0/2	0/3	0/1	2/6	33	6/24	25

Attacks

Team	All		Player Majority		Player Minority		Position Attacks		FB		Ind. FB		Team FB		TO	TO %
	G/Att.	%	G/Att.	%	G/Att.	%	G/Att.	%	G/Att.	%	G/Att.	%	G/Att.	%		
ESP	28/48	58	2/2	100	0/1	0	22/42	52	6/6	100			6/6	100	7	15

Team Shots

	Goals	Saves	Missed	Post	Blocked	Total	%	Prop %
6m Shots	8	3				11	73	24
Wing Shots	6	3		1		10	60	22
L R	4 2	3		1		4 6	100 33	9 13
9m Shots	5	4	2	1	1	13	38	29
L C R	5	3 1	1 1	1	1	1 11 1	0 45 0	2 24 2
7m Penalty Throws	2			1		3	67	7
Fast Breaks	6					6	100	13
Breakthroughs	1	1				2	50	4
Totals	28	11	2	3	1	45	62	100

Legend:			
%	Efficiency	2M	2-Minute Suspensions
9m	9-metre Shots	AS	Assists
EG	Empty Goal	FB	Fast Breaks
L	Left	NS	Near Shots
R	Right	RC	Red Cards
Wing	Wing Shots	YC	YC
2+2	2+2 Minute Suspensions	BT	Blocked Shots
6mC	6-metre Centre Shots	FTO	Fast Throw off
7mP	7-metre Penalty Shots	P7	Penalty 7-metre Fouls
AS	Assists	ST	Steals
BS	Blocked Shots	TO/TF	Turnover/Technical Faults
BT	Breakthroughs	TP	Time Played
C	Center		
G/Att.	Goals/Attacks		
Ind.	Individual		
Prop %	Proportion of Goals		
R7	Received 7-metre Fouls		

Match Team Statistics

Match No: 59

POL 27 - 28 ESP

(13 - 14) (14 - 14)

Referees: LAH Bojan (SLO) / SOK David (SLO)

ESP - Spain

OverView of Shot Distribution

3 GURBINDO MARTINEZ



4 PECINA TOME I



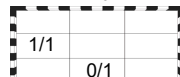
5 MAQUEDA PENO J



6 FERNANDEZ PEREZ A




11 SARMIENTO MELIAN D




14 SOLE SALA F




17 FIGUERAS TREJO A




21 CANELLAS REIXACH J



25 CASADO MARCELO A



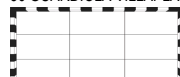
28 GOMEZ ABELLO A




29 ARINO BENGOCHEA A




30 GUARDIOLA VILLAPLA



36 TARRAFETA SERRANO

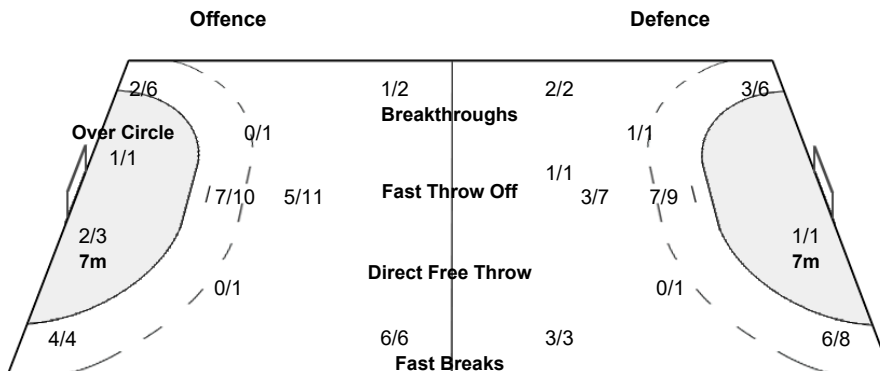


51 SANCHEZ-MIGALLON N



Team Goals / Shots		
2/2	1/1	2/2
3/4	0/2	4/5
9/11	2/4	5/8

2-Missed 3-Post 1-Blocked



Goalkeepers Saves / Shots		
3/8	1/1	0/3
1/3		0/3
0/5	1/6	2/6

1 PEREZ de VARGAS MO		
0/2		
0/1		0/1
	0/2	0/1

12 CORRALES RODAL R		
3/6	1/1	0/3
1/2		0/2
0/5	1/4	2/5

