

FRI 21 JAN 2022

Start Time: 18:00

Bratislava

Start List

Match No: 54

POL - SWE

Referees: PAVICEVIC Ivan (MNE) / RAZNATOVIC Milos (MNE) **EHF Supervisor:** VIZITIU Nicolae (MDA)
Reserve Referees: BONAVENTURA Charlotte (FRA) / BONAVENTURA Julie (FRA) **EHF Observer:** SOOS Balázs (HUN)
Timekeeper: PAPAJ Patrik (SVK)
Scorekeeper: NAGY Maros (SVK)

POL - Poland

No.	Name	Pos.	Height m	Int. Matches		Competition Statistics							
				MP	G	MP	G	7mG	YC	2Min	RC	S	7mS
1	KORNECKI Mateusz	GK	1.94	4	1	4	1					32	1
40	ZEMBRZYCKI Mateusz	GK	1.95	4	0	4						4	
2	PRZYTULA Damian	LB	2.00	0	0								
3	DASZEK Michal	RW	1.82	4	17	4	17						
4	JEDRASZCZYK Piotr	CB	1.77	4	2	4	2						
5	OLEJNICZAK Michal	CB	1.93	4	7	4	7		1	2			
9	SICKO Szymon	LB	2.00	4	22	4	22			1	1		
12	PIETRASIK Ariel Piotr	LB	2.02	4	6	4	6			2			
19	CZUWARA Jan	LW	1.84	1	2	1	2						
20	PILITOWSKI Maciej	CB	1.88	4	1	4	1						
21	SYPRZAK Kamil	P	2.07	4	8	4	8						
23	MORYTO Arkadiusz	RW	1.82	4	30	4	30	16					
26	KRAJEWSKI Przemyslaw	LW	1.84	4	14	4	14	2	1				
30	PRZYBYLSKI Rafal	RB	2.00	3	2	3	2			2			
36	DAWYDZIK Dawid	P	2.00	1	3	1	3						
49	CHRAPKOWSKI Piotr	LB	2.03	1	0	1							
(I)	SKRZYNIARZ Jakub	GK	1.89	0	0								
(I)	KOMARZEWSKI Krzysztof	RW	1.88	3	0	3							
(I)	BECKMAN Melwin	LB	1.98	4	1	4	1			1			
(I)	GEBALA Maciej	P	2.00	2	1	2	1			2			
Headcoach ROMBEL Patryk				Bench/Team									

POL Played

PR	AUT	36 - 31
PR	BLR	29 - 20
PR	GER	23 - 30
MR	NOR	31 - 42
MR	SWE	21 JAN
MR	RUS	23 JAN
MR	ESP	25 JAN

SWE - Sweden

No.	Name	Pos.	Height m	Int. Matches		Competition Statistics							
				MP	G	MP	G	7mG	YC	2Min	RC	S	7mS
12	PALICKA Andreas	GK	1.89	4	0	4						36	1
30	THULIN Tobias	GK	1.98	1	0	1							
2	CARLSBOGARD Jonathan	LB	1.95	4	6	4	6						
3	PERSSON Isak	RW	1.90	1	1	1	1						
4	MELLEGARD Emil	LW	1.94	4	4	4	4						
6	MOLLER Felix	P	1.94	3	0	3							
15	WANNE Hampus	LW	1.85	4	28	4	28	13		1			
18	PETTERSSON Fredric	P	2.01	4	6	4	6			1			
19	CLAAR Felix	CB	1.92	4	14	4	14						
23	LAGERGREN Albin	RB	1.86	4	9	4	9			2			
24	GOTTFRIDSSON Jim	CB	1.92	4	14	4	14		1	1			
32	BERGENDAHL Oscar	P	1.92	4	3	4	3		1	1			
33	SANDELL Lukas	RB	1.92	4	9	4	9						
42	JOHANSSON Eric	LB	1.97	4	3	4	3			1			
49	WALLINIUS Karl	LB	1.99	4	0	4							
62	CHRINTZ Valter	RW	1.84	2	5	2	5						
(I)	JOHANNESSON Peter	GK	1.91	3	0	3						9	
(I)	DARJ Max	P	1.92	1	2	1	2						
Headcoach SOLBERG Glenn (NOR)				Bench/Team									

SWE Played

PR	BIH	30 - 18
PR	ESP	28 - 32
PR	CZE	27 - 27
MR	RUS	29 - 23
MR	POL	21 JAN
MR	GER	23 JAN
MR	NOR	25 JAN



MEN'S EUROPEAN HANDBALL CHAMPIONSHIP
EHF EURO 2022

Main Round Group II



MEN'S EHF EURO 2022
HUNGARY - SLOVAKIA

FRI 21 JAN 2022
Start Time: 18:00

Start List
Match No: 54

Bratislava

Legend:

2Min 2-Minute Suspensions
G Goals
MP Matches Played
PR Preliminary Round
S Saves

7mG 7-metre Goals
GK Goalkeeper
MR Main Round
RB Right Back
YC Yellow Cards

7mS 7-metre Saves
LB Left Back
P Pivot
RC Red Cards

CB Centre Back
LW Left Wing
Pos Position
RW Right Wing

POL - Poland

Lineup efficiency										Time Played	GF	GA
1 KORNECKI M	3 DASZEK M	5 OLEJNICZAK M	23 MORYTO A	26 KRAJEWSKI P	36 DAWYDZIK D	49 CHRAPKOWSKI P	10:08	0	8			
1 KORNECKI M	3 DASZEK M	5 OLEJNICZAK M	9 SICKO S	23 MORYTO A	26 KRAJEWSKI P	36 DAWYDZIK D	7:13	5	1			
1 KORNECKI M	5 OLEJNICZAK M	23 MORYTO A	26 KRAJEWSKI P	30 PRZYBYLSKI R	36 DAWYDZIK D	49 CHRAPKOWSKI P	5:25	2	4			
2 PRZYTULA D	3 DASZEK M	12 PIETRASIK A	26 KRAJEWSKI P	30 PRZYBYLSKI R	40 ZEMBRZYCKI M	49 CHRAPKOWSKI P	4:20	2	3			
1 KORNECKI M	3 DASZEK M	5 OLEJNICZAK M	9 SICKO S	21 SYPRZAK K	23 MORYTO A	26 KRAJEWSKI P	4:11	0	1			
1 KORNECKI M	3 DASZEK M	4 JEDRASZCZYK P	5 OLEJNICZAK M	23 MORYTO A	26 KRAJEWSKI P	36 DAWYDZIK D	3:50	2	2			
2 PRZYTULA D	3 DASZEK M	4 JEDRASZCZYK P	21 SYPRZAK K	26 KRAJEWSKI P	30 PRZYBYLSKI R	40 ZEMBRZYCKI M	2:34	1	1			
1 KORNECKI M	5 OLEJNICZAK M	19 CZUWARA J	23 MORYTO A	30 PRZYBYLSKI R	36 DAWYDZIK D	49 CHRAPKOWSKI P	2:31	0	3			
2 PRZYTULA D	12 PIETRASIK A	23 MORYTO A	26 KRAJEWSKI P	30 PRZYBYLSKI R	40 ZEMBRZYCKI M	49 CHRAPKOWSKI P	2:24	1	1			
2 PRZYTULA D	4 JEDRASZCZYK P	21 SYPRZAK K	23 MORYTO A	26 KRAJEWSKI P	30 PRZYBYLSKI R	40 ZEMBRZYCKI M	2:18	2	0			
2 PRZYTULA D	3 DASZEK M	4 JEDRASZCZYK P	23 MORYTO A	26 KRAJEWSKI P	36 DAWYDZIK D	40 ZEMBRZYCKI M	1:50	0	1			
1 KORNECKI M	3 DASZEK M	4 JEDRASZCZYK P	5 OLEJNICZAK M	19 CZUWARA J	23 MORYTO A	36 DAWYDZIK D	1:45	0	0			
5 OLEJNICZAK M	9 SICKO S	21 SYPRZAK K	23 MORYTO A	26 KRAJEWSKI P	30 PRZYBYLSKI R	36 DAWYDZIK D	1:19	0	1			
5 OLEJNICZAK M	9 SICKO S	21 SYPRZAK K	23 MORYTO A	26 KRAJEWSKI P	30 PRZYBYLSKI R	49 CHRAPKOWSKI P	1:15	0	0			
1 KORNECKI M	5 OLEJNICZAK M	9 SICKO S	21 SYPRZAK K	23 MORYTO A	26 KRAJEWSKI P	30 PRZYBYLSKI R	1:13	0	0			
2 PRZYTULA D	4 JEDRASZCZYK P	12 PIETRASIK A	21 SYPRZAK K	23 MORYTO A	26 KRAJEWSKI P	30 PRZYBYLSKI R	1:10	0	0			
1 KORNECKI M	3 DASZEK M	5 OLEJNICZAK M	21 SYPRZAK K	23 MORYTO A	26 KRAJEWSKI P	36 DAWYDZIK D	0:52	0	0			
1 KORNECKI M	3 DASZEK M	4 JEDRASZCZYK P	5 OLEJNICZAK M	19 CZUWARA J	21 SYPRZAK K	23 MORYTO A	0:50	1	0			
2 PRZYTULA D	4 JEDRASZCZYK P	12 PIETRASIK A	26 KRAJEWSKI P	30 PRZYBYLSKI R	40 ZEMBRZYCKI M	49 CHRAPKOWSKI P	0:47	0	0			
2 PRZYTULA D	23 MORYTO A	26 KRAJEWSKI P	30 PRZYBYLSKI R	36 DAWYDZIK D	40 ZEMBRZYCKI M	49 CHRAPKOWSKI P	0:44	0	1			
1 KORNECKI M	3 DASZEK M	5 OLEJNICZAK M	21 SYPRZAK K	23 MORYTO A	26 KRAJEWSKI P	49 CHRAPKOWSKI P	0:41	0	0			
1 KORNECKI M	5 OLEJNICZAK M	21 SYPRZAK K	23 MORYTO A	26 KRAJEWSKI P	30 PRZYBYLSKI R	49 CHRAPKOWSKI P	0:29	0	1			
2 PRZYTULA D	4 JEDRASZCZYK P	12 PIETRASIK A	21 SYPRZAK K	26 KRAJEWSKI P	30 PRZYBYLSKI R	40 ZEMBRZYCKI M	0:27	0	0			
2 PRZYTULA D	3 DASZEK M	4 JEDRASZCZYK P	12 PIETRASIK A	26 KRAJEWSKI P	30 PRZYBYLSKI R	40 ZEMBRZYCKI M	0:24	0	0			
3 DASZEK M	4 JEDRASZCZYK P	5 OLEJNICZAK M	19 CZUWARA J	21 SYPRZAK K	23 MORYTO A	36 DAWYDZIK D	0:19	0	0			
2 PRZYTULA D	3 DASZEK M	12 PIETRASIK A	21 SYPRZAK K	26 KRAJEWSKI P	30 PRZYBYLSKI R	40 ZEMBRZYCKI M	0:16	0	0			
1 KORNECKI M	5 OLEJNICZAK M	9 SICKO S	23 MORYTO A	26 KRAJEWSKI P	30 PRZYBYLSKI R	36 DAWYDZIK D	0:14	0	0			
4 JEDRASZCZYK P	12 PIETRASIK A	21 SYPRZAK K	23 MORYTO A	26 KRAJEWSKI P	30 PRZYBYLSKI R	40 ZEMBRZYCKI M	0:13	1	0			
1 KORNECKI M	5 OLEJNICZAK M	21 SYPRZAK K	23 MORYTO A	26 KRAJEWSKI P	30 PRZYBYLSKI R	36 DAWYDZIK D	0:08	0	0			
2 PRZYTULA D	21 SYPRZAK K	23 MORYTO A	26 KRAJEWSKI P	30 PRZYBYLSKI R	40 ZEMBRZYCKI M	49 CHRAPKOWSKI P	0:06	1	0			
1 KORNECKI M	4 JEDRASZCZYK P	5 OLEJNICZAK M	19 CZUWARA J	23 MORYTO A	36 DAWYDZIK D	49 CHRAPKOWSKI P	0:03	0	0			
3 DASZEK M	4 JEDRASZCZYK P	5 OLEJNICZAK M	23 MORYTO A	26 KRAJEWSKI P	36 DAWYDZIK D	40 ZEMBRZYCKI M	0:01	0	0			

Score development										Time Played	G Diff.
1 KORNECKI M	3 DASZEK M	5 OLEJNICZAK M	9 SICKO S	23 MORYTO A	26 KRAJEWSKI P	36 DAWYDZIK D	7:13		+4		
2 PRZYTULA D	4 JEDRASZCZYK P	21 SYPRZAK K	23 MORYTO A	26 KRAJEWSKI P	30 PRZYBYLSKI R	40 ZEMBRZYCKI M	2:18		+2		
2 PRZYTULA D	21 SYPRZAK K	23 MORYTO A	26 KRAJEWSKI P	30 PRZYBYLSKI R	40 ZEMBRZYCKI M	49 CHRAPKOWSKI P	0:06		+1		
4 JEDRASZCZYK P	12 PIETRASIK A	21 SYPRZAK K	23 MORYTO A	26 KRAJEWSKI P	30 PRZYBYLSKI R	40 ZEMBRZYCKI M	0:13		+1		
1 KORNECKI M	3 DASZEK M	4 JEDRASZCZYK P	5 OLEJNICZAK M	19 CZUWARA J	21 SYPRZAK K	23 MORYTO A	0:50		+1		
3 DASZEK M	4 JEDRASZCZYK P	5 OLEJNICZAK M	23 MORYTO A	26 KRAJEWSKI P	36 DAWYDZIK D	40 ZEMBRZYCKI M	0:01		0		
1 KORNECKI M	4 JEDRASZCZYK P	5 OLEJNICZAK M	19 CZUWARA J	23 MORYTO A	36 DAWYDZIK D	49 CHRAPKOWSKI P	0:03		0		
1 KORNECKI M	5 OLEJNICZAK M	21 SYPRZAK K	23 MORYTO A	26 KRAJEWSKI P	30 PRZYBYLSKI R	36 DAWYDZIK D	0:08		0		
1 KORNECKI M	5 OLEJNICZAK M	9 SICKO S	23 MORYTO A	26 KRAJEWSKI P	30 PRZYBYLSKI R	36 DAWYDZIK D	0:14		0		
2 PRZYTULA D	3 DASZEK M	12 PIETRASIK A	21 SYPRZAK K	26 KRAJEWSKI P	30 PRZYBYLSKI R	40 ZEMBRZYCKI M	0:16		0		
3 DASZEK M	4 JEDRASZCZYK P	5 OLEJNICZAK M	19 CZUWARA J	21 SYPRZAK K	23 MORYTO A	36 DAWYDZIK D	0:19		0		
2 PRZYTULA D	3 DASZEK M	4 JEDRASZCZYK P	12 PIETRASIK A	26 KRAJEWSKI P	30 PRZYBYLSKI R	40 ZEMBRZYCKI M	0:24		0		
2 PRZYTULA D	4 JEDRASZCZYK P	12 PIETRASIK A	21 SYPRZAK K	26 KRAJEWSKI P	30 PRZYBYLSKI R	40 ZEMBRZYCKI M	0:27		0		
1 KORNECKI M	3 DASZEK M	5 OLEJNICZAK M	21 SYPRZAK K	23 MORYTO A	26 KRAJEWSKI P	49 CHRAPKOWSKI P	0:41		0		
2 PRZYTULA D	4 JEDRASZCZYK P	12 PIETRASIK A	26 KRAJEWSKI P	30 PRZYBYLSKI R	40 ZEMBRZYCKI M	49 CHRAPKOWSKI P	0:47		0		
1 KORNECKI M	3 DASZEK M	5 OLEJNICZAK M	21 SYPRZAK K	23 MORYTO A	26 KRAJEWSKI P	36 DAWYDZIK D	0:52		0		
2 PRZYTULA D	4 JEDRASZCZYK P	12 PIETRASIK A	21 SYPRZAK K	23 MORYTO A	26 KRAJEWSKI P	30 PRZYBYLSKI R	1:10		0		
1 KORNECKI M	5 OLEJNICZAK M	9 SICKO S	21 SYPRZAK K	23 MORYTO A	26 KRAJEWSKI P	30 PRZYBYLSKI R	1:13		0		
5 OLEJNICZAK M	9 SICKO S	21 SYPRZAK K	23 MORYTO A	26 KRAJEWSKI P	30 PRZYBYLSKI R	49 CHRAPKOWSKI P	1:15		0		
1 KORNECKI M	3 DASZEK M	4 JEDRASZCZYK P	5 OLEJNICZAK M	19 CZUWARA J	23 MORYTO A	36 DAWYDZIK D	1:45		0		
2 PRZYTULA D	12 PIETRASIK A	23 MORYTO A	26 KRAJEWSKI P	30 PRZYBYLSKI R	40 ZEMBRZYCKI M	49 CHRAPKOWSKI P	2:24		0		
2 PRZYTULA D	3 DASZEK M	4 JEDRASZCZYK P	21 SYPRZAK K	26 KRAJEWSKI P	30 PRZYBYLSKI R	40 ZEMBRZYCKI M	2:34		0		
1 KORNECKI M	3 DASZEK M	4 JEDRASZCZYK P	5 OLEJNICZAK M	23 MORYTO A	26 KRAJEWSKI P	36 DAWYDZIK D	3:50		0		
1 KORNECKI M	5 OLEJNICZAK M	21 SYPRZAK K	23 MORYTO A	26 KRAJEWSKI P	30 PRZYBYLSKI R	49 CHRAPKOWSKI P	0:29		-1		
2 PRZYTULA D	23 MORYTO A	26 KRAJEWSKI P	30 PRZYBYLSKI R	36 DAWYDZIK D	40 ZEMBRZYCKI M	49 CHRAPKOWSKI P	0:44		-1		
5 OLEJNICZAK M	9 SICKO S	21 SYPRZAK K	23 MORYTO A	26 KRAJEWSKI P	30 PRZYBYLSKI R	36 DAWYDZIK D	1:19		-1		
2 PRZYTULA D	3 DASZEK M	4 JEDRASZCZYK P	23 MORYTO A	26 KRAJEWSKI P	36 DAWYDZIK D	40 ZEMBRZYCKI M	1:50		-1		
1 KORNECKI M	3 DASZEK M	5 OLEJNICZAK M	9 SICKO S	21 SYPRZAK K	23 MORYTO A	26 KRAJEWSKI P	4:11		-1		
2 PRZYTULA D	3 DASZEK M	12 PIETRASIK A	26 KRAJEWSKI P	30 PRZYBYLSKI R	40 ZEMBRZYCKI M	49 CHRAPKOWSKI P	4:20		-1		
1 KORNECKI M	5 OLEJNICZAK M	23 MORYTO A	26 KRAJEWSKI P	30 PRZYBYLSKI R	36 DAWYDZIK D	49 CHRAPKOWSKI P	5:25		-2		
1 KORNECKI M	5 OLEJNICZAK M	19 CZUWARA J	23 MORYTO A	30 PRZYBYLSKI R	36 DAWYDZIK D	49 CHRAPKOWSKI P	2:31		-3		
1 KORNECKI M	3 DASZEK M	5 OLEJNICZAK M	23 MORYTO A	26 KRAJEWSKI P	36 DAWYDZIK D	49 CHRAPKOWSKI P	10:08		-8		

POL - Poland

Empty Net								Time Played	GF	GA
5 OLEJNICZAK M	9 SICKO S	21 SYPRZAK K	23 MORYTO A	26 KRAJEWSKI P	30 PRZYBYLSKI R	36 DAWYDZIK D	1:19	0	1	
5 OLEJNICZAK M	9 SICKO S	21 SYPRZAK K	23 MORYTO A	26 KRAJEWSKI P	30 PRZYBYLSKI R	49 CHRAPKOWSKI P	1:15	0	0	
2 PRZYTULA D	4 JEDRASZCZYK P	12 PIETRASIK A	21 SYPRZAK K	23 MORYTO A	26 KRAJEWSKI P	30 PRZYBYLSKI R	1:10	0	0	
3 DASZEK M	4 JEDRASZCZYK P	5 OLEJNICZAK M	19 CZUWARA J	21 SYPRZAK K	23 MORYTO A	36 DAWYDZIK D	0:19	0	0	

FRI 21 JAN 2022

Start Time: 18:00

Bratislava

Attendance: 2.021

Match No: 54

POL 18 - 28 SWE

SWE - Sweden

Lineup efficiency								Time Played	GF	GA
2 CARLSBOGARD J	15 WANNE H	24 GOTTFRIDSSON J	30 THULIN T	32 BERGENDAHL O	33 SANDELL L	62 CHRINTZ V	16:23	8	5	
2 CARLSBOGARD J	3 PERSSON I	4 MELLEGARD E	18 PETTERSSON F	19 CLAAAR F	30 THULIN T	33 SANDELL L	8:28	3	3	
3 PERSSON I	4 MELLEGARD E	30 THULIN T	32 BERGENDAHL O	33 SANDELL L	42 JOHANSSON E	49 WALLINIUS K	6:01	1	4	
3 PERSSON I	4 MELLEGARD E	19 CLAAAR F	30 THULIN T	32 BERGENDAHL O	33 SANDELL L	42 JOHANSSON E	3:29	2	1	
2 CARLSBOGARD J	3 PERSSON I	4 MELLEGARD E	18 PETTERSSON F	19 CLAAAR F	23 LAGERGREN A	30 THULIN T	3:27	2	0	
3 PERSSON I	4 MELLEGARD E	18 PETTERSSON F	19 CLAAAR F	30 THULIN T	33 SANDELL L	42 JOHANSSON E	3:02	2	1	
4 MELLEGARD E	18 PETTERSSON F	19 CLAAAR F	23 LAGERGREN A	30 THULIN T	42 JOHANSSON E	62 CHRINTZ V	3:00	1	0	
3 PERSSON I	4 MELLEGARD E	19 CLAAAR F	30 THULIN T	32 BERGENDAHL O	33 SANDELL L	49 WALLINIUS K	2:36	1	2	
3 PERSSON I	4 MELLEGARD E	24 GOTTFRIDSSON J	30 THULIN T	32 BERGENDAHL O	33 SANDELL L	42 JOHANSSON E	2:02	2	1	
15 WANNE H	24 GOTTFRIDSSON J	30 THULIN T	32 BERGENDAHL O	33 SANDELL L	42 JOHANSSON E	62 CHRINTZ V	1:36	0	0	
3 PERSSON I	4 MELLEGARD E	18 PETTERSSON F	19 CLAAAR F	23 LAGERGREN A	30 THULIN T	42 JOHANSSON E	1:28	1	0	
15 WANNE H	18 PETTERSSON F	23 LAGERGREN A	24 GOTTFRIDSSON J	30 THULIN T	42 JOHANSSON E	62 CHRINTZ V	1:07	0	0	
2 CARLSBOGARD J	4 MELLEGARD E	18 PETTERSSON F	19 CLAAAR F	23 LAGERGREN A	30 THULIN T	62 CHRINTZ V	0:58	0	1	
2 CARLSBOGARD J	3 PERSSON I	4 MELLEGARD E	19 CLAAAR F	30 THULIN T	32 BERGENDAHL O	33 SANDELL L	0:58	0	0	
3 PERSSON I	4 MELLEGARD E	18 PETTERSSON F	24 GOTTFRIDSSON J	33 SANDELL L	42 JOHANSSON E	49 WALLINIUS K	0:57	1	0	
2 CARLSBOGARD J	15 WANNE H	23 LAGERGREN A	24 GOTTFRIDSSON J	30 THULIN T	32 BERGENDAHL O	62 CHRINTZ V	0:40	0	0	
3 PERSSON I	4 MELLEGARD E	24 GOTTFRIDSSON J	30 THULIN T	33 SANDELL L	42 JOHANSSON E	49 WALLINIUS K	0:40	0	0	
2 CARLSBOGARD J	15 WANNE H	18 PETTERSSON F	19 CLAAAR F	23 LAGERGREN A	30 THULIN T	62 CHRINTZ V	0:34	0	0	
15 WANNE H	18 PETTERSSON F	19 CLAAAR F	23 LAGERGREN A	30 THULIN T	42 JOHANSSON E	62 CHRINTZ V	0:31	1	0	
3 PERSSON I	4 MELLEGARD E	18 PETTERSSON F	19 CLAAAR F	24 GOTTFRIDSSON J	33 SANDELL L	42 JOHANSSON E	0:31	1	0	
2 CARLSBOGARD J	3 PERSSON I	18 PETTERSSON F	24 GOTTFRIDSSON J	30 THULIN T	33 SANDELL L	42 JOHANSSON E	0:21	0	0	
2 CARLSBOGARD J	4 MELLEGARD E	15 WANNE H	18 PETTERSSON F	19 CLAAAR F	23 LAGERGREN A	30 THULIN T	0:16	1	0	
3 PERSSON I	4 MELLEGARD E	18 PETTERSSON F	24 GOTTFRIDSSON J	30 THULIN T	33 SANDELL L	42 JOHANSSON E	0:16	1	0	
2 CARLSBOGARD J	3 PERSSON I	4 MELLEGARD E	18 PETTERSSON F	19 CLAAAR F	33 SANDELL L	42 JOHANSSON E	0:12	0	0	
2 CARLSBOGARD J	3 PERSSON I	18 PETTERSSON F	19 CLAAAR F	30 THULIN T	33 SANDELL L	42 JOHANSSON E	0:11	0	0	
3 PERSSON I	4 MELLEGARD E	18 PETTERSSON F	30 THULIN T	33 SANDELL L	42 JOHANSSON E	49 WALLINIUS K	0:07	0	0	
3 PERSSON I	4 MELLEGARD E	24 GOTTFRIDSSON J	32 BERGENDAHL O	33 SANDELL L	42 JOHANSSON E	49 WALLINIUS K	0:06	0	0	
2 CARLSBOGARD J	3 PERSSON I	4 MELLEGARD E	18 PETTERSSON F	24 GOTTFRIDSSON J	30 THULIN T	33 SANDELL L	0:03	0	0	

Score development								Time Played	G Diff.
2 CARLSBOGARD J	15 WANNE H	24 GOTTFRIDSSON J	30 THULIN T	32 BERGENDAHL O	33 SANDELL L	62 CHRINTZ V	16:23	+3	
2 CARLSBOGARD J	3 PERSSON I	4 MELLEGARD E	18 PETTERSSON F	19 CLAAAR F	23 LAGERGREN A	30 THULIN T	3:27	+2	
2 CARLSBOGARD J	4 MELLEGARD E	15 WANNE H	18 PETTERSSON F	19 CLAAAR F	23 LAGERGREN A	30 THULIN T	0:16	+1	
3 PERSSON I	4 MELLEGARD E	18 PETTERSSON F	24 GOTTFRIDSSON J	30 THULIN T	33 SANDELL L	42 JOHANSSON E	0:16	+1	
15 WANNE H	18 PETTERSSON F	19 CLAAAR F	23 LAGERGREN A	30 THULIN T	42 JOHANSSON E	62 CHRINTZ V	0:31	+1	
3 PERSSON I	4 MELLEGARD E	18 PETTERSSON F	19 CLAAAR F	24 GOTTFRIDSSON J	33 SANDELL L	42 JOHANSSON E	0:31	+1	
3 PERSSON I	4 MELLEGARD E	18 PETTERSSON F	24 GOTTFRIDSSON J	33 SANDELL L	42 JOHANSSON E	49 WALLINIUS K	0:57	+1	
3 PERSSON I	4 MELLEGARD E	18 PETTERSSON F	19 CLAAAR F	23 LAGERGREN A	30 THULIN T	42 JOHANSSON E	1:28	+1	
3 PERSSON I	4 MELLEGARD E	24 GOTTFRIDSSON J	30 THULIN T	32 BERGENDAHL O	33 SANDELL L	42 JOHANSSON E	2:02	+1	
4 MELLEGARD E	18 PETTERSSON F	19 CLAAAR F	23 LAGERGREN A	30 THULIN T	42 JOHANSSON E	62 CHRINTZ V	3:00	+1	
3 PERSSON I	4 MELLEGARD E	18 PETTERSSON F	19 CLAAAR F	30 THULIN T	33 SANDELL L	42 JOHANSSON E	3:02	+1	
3 PERSSON I	4 MELLEGARD E	19 CLAAAR F	30 THULIN T	32 BERGENDAHL O	33 SANDELL L	42 JOHANSSON E	3:29	+1	
2 CARLSBOGARD J	3 PERSSON I	4 MELLEGARD E	18 PETTERSSON F	24 GOTTFRIDSSON J	30 THULIN T	33 SANDELL L	0:03	0	
3 PERSSON I	4 MELLEGARD E	24 GOTTFRIDSSON J	32 BERGENDAHL O	33 SANDELL L	42 JOHANSSON E	49 WALLINIUS K	0:06	0	
3 PERSSON I	4 MELLEGARD E	18 PETTERSSON F	30 THULIN T	33 SANDELL L	42 JOHANSSON E	49 WALLINIUS K	0:07	0	
2 CARLSBOGARD J	3 PERSSON I	18 PETTERSSON F	19 CLAAAR F	30 THULIN T	33 SANDELL L	42 JOHANSSON E	0:11	0	
2 CARLSBOGARD J	3 PERSSON I	4 MELLEGARD E	18 PETTERSSON F	19 CLAAAR F	33 SANDELL L	42 JOHANSSON E	0:12	0	
2 CARLSBOGARD J	3 PERSSON I	18 PETTERSSON F	24 GOTTFRIDSSON J	30 THULIN T	33 SANDELL L	42 JOHANSSON E	0:21	0	
2 CARLSBOGARD J	15 WANNE H	18 PETTERSSON F	19 CLAAAR F	23 LAGERGREN A	30 THULIN T	62 CHRINTZ V	0:34	0	
2 CARLSBOGARD J	15 WANNE H	23 LAGERGREN A	24 GOTTFRIDSSON J	30 THULIN T	32 BERGENDAHL O	62 CHRINTZ V	0:40	0	
3 PERSSON I	4 MELLEGARD E	24 GOTTFRIDSSON J	30 THULIN T	33 SANDELL L	42 JOHANSSON E	49 WALLINIUS K	0:40	0	
2 CARLSBOGARD J	3 PERSSON I	4 MELLEGARD E	19 CLAAAR F	30 THULIN T	32 BERGENDAHL O	33 SANDELL L	0:58	0	
15 WANNE H	18 PETTERSSON F	23 LAGERGREN A	24 GOTTFRIDSSON J	30 THULIN T	42 JOHANSSON E	62 CHRINTZ V	1:07	0	
15 WANNE H	24 GOTTFRIDSSON J	30 THULIN T	32 BERGENDAHL O	33 SANDELL L	42 JOHANSSON E	62 CHRINTZ V	1:36	0	
2 CARLSBOGARD J	3 PERSSON I	4 MELLEGARD E	18 PETTERSSON F	19 CLAAAR F	30 THULIN T	33 SANDELL L	8:28	0	
2 CARLSBOGARD J	4 MELLEGARD E	18 PETTERSSON F	19 CLAAAR F	23 LAGERGREN A	30 THULIN T	62 CHRINTZ V	0:58	-1	
3 PERSSON I	4 MELLEGARD E	19 CLAAAR F	30 THULIN T	32 BERGENDAHL O	33 SANDELL L	49 WALLINIUS K	2:36	-1	
3 PERSSON I	4 MELLEGARD E	30 THULIN T	32 BERGENDAHL O	33 SANDELL L	42 JOHANSSON E	49 WALLINIUS K	6:01	-3	

Empty Net								Time Played	GF	GA
3 PERSSON I	4 MELLEGARD E	18 PETTERSSON F	24 GOTTFRIDSSON J	33 SANDELL L	42 JOHANSSON E	49 WALLINIUS K	0:57	1	0	
3 PERSSON I	4 MELLEGARD E	18 PETTERSSON F	19 CLAAAR F	24 GOTTFRIDSSON J	33 SANDELL L	42 JOHANSSON E	0:31	1	0	
2 CARLSBOGARD J	3 PERSSON I	4 MELLEGARD E	18 PETTERSSON F	19 CLAAAR F	33 SANDELL L	42 JOHANSSON E	0:12	0	0	
3 PERSSON I	4 MELLEGARD E	24 GOTTFRIDSSON J	32 BERGENDAHL O	33 SANDELL L	42 JOHANSSON E	49 WALLINIUS K	0:06	0	0	

Legend:
G Diff. Goals Difference

FRI 21 JAN 2022
Start Time: 18:00

Results

Match No: 54

Bratislava

Attendance: 2.021

POL 18 - 28 SWE

(6 - 14) (12 - 14)

Referees: PAVICEVIC Ivan (MNE) / RAZNATOVIC Milos (MNE)

Poland

Coach: ROMBEL Patryk

Time outs: 1

No	Name	Total			Goals / Shots							Punishments			TP	
		Goals	Shots	%	7mP	6mC	Wing	BT	FB	FTO	9m	YC	RC	2M		
1	KORNECKI Mateusz															39:33
2	PRZYTULA Damian	0	1	0							0/1				1	17:20
3	DASZEK Michal	0	1	0							0/1					39:14
4	JEDRASZCZYK Piotr	0	1	0			0/1									16:31
5	OLEJNICZAK Michal	1	5	20			0/1	1/4								42:27
9	SICKO Szymon	1	3	33							1/3					15:25
12	PIETRASIK Ariel Piotr															10:01
19	CZUWARA Jan	0	2	0			0/2									5:28
20	PILITOWSKI Maciej															0:00
21	SYPRZAK Kamil	3	4	75		3/4										18:21
23	MORYTO Arkadiusz	5	8	63	1/2	1/2	1/2		2/2							51:12
26	KRAJEWSKI Przemyslaw	5	7	71	1/1		2/4		2/2							54:32
30	PRZYBYLSKI Rafal	1	2	50		1/1		0/1								28:17
36	DAWYDZIK Dawid	2	2	100		2/2									1	36:22
40	ZEMBRZYCKI Mateusz															16:24
49	CHRAPKOWSKI Piotr														1	28:53
Totals		18	36	50	2/3	7/9	3/10	1/5	4/4		1/5				3	60:00

No	Name	Total			Saves / Shots						
		Saves	Shots	%	7mP	6mC	Wing	BT	FB	FTO	9m
1	KORNECKI Mateusz	6	26	23	0/3	1/7	2/8	0/4	0/1		3/3
40	ZEMBRZYCKI Mateusz	0	7	0		0/1	0/1	0/1	0/1		0/3
EG			1								
Totals		6	34	18	0/3	1/8	2/9	0/5	0/3		3/6

Sweden

Coach: SOLBERG Glenn

No	Name	Total			Goals / Shots							Punishments			TP	
		Goals	Shots	%	7mP	6mC	Wing	BT	FB	FTO	9m	YC	RC	2M		
2	CARLSBOGARD Jonathan															32:31
3	PERSSON Isak	3	3	100			3/3									34:55
4	MELLEAGARD Emil	4	6	67			2/3		2/3							38:37
6	MOLLER Felix															0:00
12	PALICKA Andreas															0:00
15	WANNE Hampus	4	6	67	3/3		1/2		0/1							21:07
18	PETTERSSON Fredric	4	4	100		4/4										25:29
19	CLAAR Felix	1	2	50		1/1										29:41
23	LAGERGREN Albin	2	4	50					1/1		1/3					12:01
24	GOTTFRIDSSON Jim	3	5	60		0/1	1/1	2/2			0/1					24:42
30	THULIN Tobias															58:14
32	BERGENDAHL Oscar	2	2	100		2/2										33:51
33	SANDELL Lukas	2	4	50			0/1	2/2			0/1	1				47:59
42	JOHANSSON Eric	3	4	75				1/1			2/3					25:37
49	WALLINIUS Karl	0	1	0							0/1				1	10:27
62	CHRINTZ Valter															24:49
Totals		28	41	68	3/3	7/8	7/10	5/5	3/5		3/10	1		2		60:00

No	Name	Total			Saves / Shots											
		Saves	Shots	%	7mP	6mC	Wing	BT	FB	FTO	9m					
12	PALICKA Andreas															
30	THULIN Tobias	12	30	40	0/2	2/9	6/9	4/5	0/4		0/1					
Totals		12	30	40	0/2	2/9	6/9	4/5	0/4		0/1					

Attacks

Team	All		Player Majority		Player Minority		Position Attacks		FB		Ind. FB		Team FB		TO	TO %
	G/Att.	%	G/Att.	%	G/Att.	%	G/Att.	%	G/Att.	%	G/Att.	%	G/Att.	%		
POL	18/53	34	1/4	25	0/4	0	14/49	29	4/4	100			4/4	100	19	36
SWE	28/52	54	4/7	57	2/2	100	25/47	53	3/5	60			3/5	60	12	23

Legend:	
%	Efficiency
9m	9-metre Shots
FTO	Fast Throw off
TO	Turnover
2M	2-Minute Suspensions
BT	Breakthroughs
G/Att.	Goals/Attacks
TP	Time Played
6mC	6-metre Centre Shots
EG	Empty Goal
Ind.	Individual
YC	Yellow Cards
7m	7-metre Penalty Shots
FB	Fast Breaks
RC	Red Cards

FRI 21 JAN 2022

Start Time: 18:00

Play by Play

Match No: 54

Bratislava

POL 18 - 28 SWE

(6 - 14) (12 - 14)

Referees: PAVICEVIC Ivan (MNE) / RAZNATOVIC Milos (MNE)

POL	1 KORNECKI Mateusz	2 PRZYTULA Damian	3 DASZEK Michal	4 JEDRASZCZYK Piotr
	5 OLEJNICZAK Michal	9 SICKO Szymon	12 PIETRASIK Ariel Piotr	19 CZUWARA Jan
	20 PILITOWSKI Maciej	21 SYPRZAK Kamil	23 MORYTO Arkadiusz	26 KRAJEWSKI Przemyslaw
	30 PRZYBYLSKI Rafal	36 DAWYDZIK Dawid	40 ZEMBRZYCKI Mateusz	49 CHRAPKOWSKI Piotr
	A JURECKI Bartosz	B ROMBEL Patryk	C WICHARY Marcin	E KIEDROWSKI Bartosz

SWE	2 CARLSBOGARD Jonathan	3 PERSSON Isak	4 MELLEGARD Emil	6 MOLLER Felix
	12 PALICKA Andreas	15 WANNE Hampus	18 PETTERSSON Fredric	19 CLAAR Felix
	23 LAGERGREN Albin	24 GOTTFRIDSSON Jim	30 THULIN Tobias	32 BERGENDAHL Oscar
	33 SANDELL Lukas	42 JOHANSSON Eric	49 WALLINIUS Karl	62 CHRINTZ Valter
	A SVENSSON Tomas	B SOLBERG Glenn	C BOQUIST Martin	D SEVE Johanna

1st HALF

Match Time	POL - Poland	Score	Lead	SWE - Sweden
0:00	1 KORNECKI M Goalkeeper			30 THULIN T Goalkeeper
0:56		0 - 1	-1	24 GOTTFRIDSSON J Goal left wing top right, 111 km/h
1:29	5 OLEJNICZAK M Goal breakthrough bottom left, 104 km/h	1 - 1	0	
2:10				24 GOTTFRIDSSON J Shot centre 6m saved top right
2:18	23 MORYTO A Shot right wing saved top centre			
2:58				33 SANDELL L Shot centre 9m saved middle right
3:49	9 SICKO S Turnover			24 GOTTFRIDSSON J Steal
4:00		1 - 2	-1	33 SANDELL L Goal breakthrough bottom left, 97 km/h
4:52	5 OLEJNICZAK M Turnover			15 WANNE H Steal
5:14		1 - 3	-2	24 GOTTFRIDSSON J Goal breakthrough bottom right, 92 km/h
6:02	23 MORYTO A Turnover			15 WANNE H Steal
6:10				15 WANNE H Shot fast break post
6:58	5 OLEJNICZAK M Turnover			
7:06				62 CHRINTZ V Turnover
7:11	23 MORYTO A Goal fast break bottom centre (1 KORNECKI M), 96 km/h	2 - 3	-1	
7:47				24 GOTTFRIDSSON J Shot centre 9m saved top right
8:21	9 SICKO S Turnover			
8:31		2 - 4	-2	15 WANNE H Goal left wing top right (2 CARLSBOGARD J), 78 km/h
8:39	9 SICKO S Goal centre 9m bottom left (5 OLEJNICZAK M), 121 km/h	3 - 4	-1	
9:13	36 DAWYDZIK D 7m caused			32 BERGENDAHL O 7m received
9:27		3 - 5	-2	15 WANNE H Goal Penalty shot bottom left (32 BERGENDAHL O), 121 km/h
10:08	26 KRAJEWSKI P Goal left wing bottom left (9 SICKO S), 86 km/h	4 - 5	-1	
10:41		4 - 6	-2	33 SANDELL L Goal breakthrough bottom left, 111 km/h
11:20				33 SANDELL L Warning (yellow card)
11:44	36 DAWYDZIK D Goal centre 6m bottom right (9 SICKO S), 91 km/h	5 - 6	-1	
11:55				15 WANNE H Shot left wing saved middle centre
12:04	3 DASZEK M Technical Fault			
12:37		5 - 7	-2	32 BERGENDAHL O Goal flying throw bottom centre (2 CARLSBOGARD J), 78 km/h
13:12	3 DASZEK M Turnover			33 SANDELL L Steal
14:01				33 SANDELL L Turnover
14:41	21 SYPRZAK K Shot centre 6m saved bottom left			
14:54	21 SYPRZAK K 7m caused			24 GOTTFRIDSSON J 7m received
15:12		5 - 8	-3	15 WANNE H Goal Penalty shot top left (24 GOTTFRIDSSON J), 107 km/h
16:07	9 SICKO S Shot centre 9m missed			
16:48				32 BERGENDAHL O Technical Fault
17:27	5 OLEJNICZAK M Shot breakthrough saved middle right			
17:40				33 SANDELL L Shot left wing saved bottom left
18:23	21 SYPRZAK K Turnover			
19:26				Turnover bench/team
19:31	3 DASZEK M Shot centre 9m missed			
20:03		5 - 9	-4	19 CLAAR F Goal centre 6m bottom left, 105 km/h
20:12	Team timeout			
20:31	5 OLEJNICZAK M Turnover			19 CLAAR F Steal
21:17				19 CLAAR F Shot centre 9m saved top centre
21:50		5 - 10	-5	18 PETTERSSON F Goal centre 6m bottom centre (19 CLAAR F), 104 km/h
22:01	9 SICKO S Turnover			23 LAGERGREN A Steal
22:27				23 LAGERGREN A Shot centre 9m post
23:27	5 OLEJNICZAK M 7m received			2 CARLSBOGARD J 7m caused

FRI 21 JAN 2022

Start Time: 18:00

Play by Play

Match No: 54

Bratislava

POL 18 - 28 SWE

(6 - 14) (12 - 14)

1st HALF

Match Time	POL - Poland	Score	Lead	SWE - Sweden
23:43	23 MORYTO A Goal Penalty shot top right (5 OLEJNICZAK M), 76 km/h	6 - 10	-4	
24:25				18 PETERSSON F Technical Fault
24:35	23 MORYTO A Technical Fault			
25:06	49 CHRAPKOWSKI P 2-minutes suspension			
25:07				
25:18				23 LAGERGREN A Shot centre 9m missed
25:29	9 SICKO S for 1 KORNECKI M Empty goal			
26:20	23 MORYTO A Shot flying throw saved middle right			
26:22	1 KORNECKI M for 9 SICKO S Goalkeeper back			
26:42		6 - 11	-5	4 MELLEGARD E Goal left wing top centre (42 JOHANSSON E), 62 km/h
26:51	9 SICKO S for 1 KORNECKI M Empty goal			
27:07				
27:13	1 KORNECKI M for 49 CHRAPKOWSKI P Goalkeeper back			
27:37	9 SICKO S Shot centre 9m missed			
28:13	36 DAWYDZIK D 7m caused			42 JOHANSSON E 7m received
28:13	36 DAWYDZIK D 2-minutes suspension			
28:13		6 - 12	-6	15 WANNE H Goal Penalty shot top right (42 JOHANSSON E), 105 km/h
28:14				
28:29	21 SYPRZAK K for 1 KORNECKI M Empty goal			
28:53	26 KRAJEWSKI P Shot left wing saved top right			
28:58	1 KORNECKI M for 9 SICKO S Goalkeeper back			
29:00		6 - 13	-7	3 PERSSON I Goal right wing top left (2 CARLSBOGARD J), 80 km/h
29:10	21 SYPRZAK K for 1 KORNECKI M Empty goal			
29:56	9 SICKO S Turnover			18 PETERSSON F Steal
29:59		6 - 14	-8	4 MELLEGARD E Goal fast break bottom centre, 131 km/h
30:00				

2nd HALF

Match Time	POL - Poland	Score	Lead	SWE - Sweden
30:00				30 THULIN T Goalkeeper
30:14				
30:19	1 KORNECKI M for 36 DAWYDZIK D Goalkeeper back			
30:57	23 MORYTO A Goal right wing bottom left (4 JEDRASZCZYK P), 114 km/h	7 - 14	-7	
31:43		7 - 15	-8	18 PETERSSON F Goal centre 6m middle right (2 CARLSBOGARD J), 101 km/h
31:54				19 CLAAR F 2-minutes suspension
31:55				
32:10	5 OLEJNICZAK M Shot breakthrough saved top left			
32:33	19 CZUWARA J Shot left wing saved bottom centre			
32:47				24 GOTTFRIDSSON J for 30 THULIN T Empty goal
33:09		7 - 16	-9	3 PERSSON I Goal right wing top centre (33 SANDELL L)
33:30				30 THULIN T for 42 JOHANSSON E Goalkeeper back
33:35	19 CZUWARA J Shot left wing saved top centre			
33:55				
34:09				42 JOHANSSON E Shot centre 9m missed
35:03	5 OLEJNICZAK M Shot breakthrough saved top left			
35:05	5 OLEJNICZAK M Shot left wing saved bottom left			
35:14		7 - 17	-10	24 GOTTFRIDSSON J Goal breakthrough bottom left
35:54	36 DAWYDZIK D Goal centre 6m bottom right (5 OLEJNICZAK M), 88 km/h	8 - 17	-9	
36:44	23 MORYTO A Steal			19 CLAAR F Turnover
36:53	26 KRAJEWSKI P Goal fast break bottom right	9 - 17	-8	
37:01		9 - 18	-9	18 PETERSSON F Goal centre 6m bottom right (2 CARLSBOGARD J)
38:12	4 JEDRASZCZYK P Technical Fault			
38:25		9 - 19	-10	4 MELLEGARD E Goal left wing top right (2 CARLSBOGARD J), 116 km/h
38:58	23 MORYTO A Turnover			19 CLAAR F Steal
39:08		9 - 20	-11	4 MELLEGARD E Goal fast break bottom right (19 CLAAR F), 136 km/h
40:08	23 MORYTO A Goal centre 6m top centre (3 DASZEK M), 50 km/h	10 - 20	-10	
40:51	4 JEDRASZCZYK P Shot left wing saved bottom left			
41:04	3 DASZEK M 7m received			18 PETERSSON F 7m caused
41:21	23 MORYTO A Penalty shot post			
42:06		10 - 21	-11	18 PETERSSON F Goal centre 6m bottom right (42 JOHANSSON E)
42:26	40 ZEMBRZYCKI M for 1 KORNECKI M Goalkeeper Substitution			
42:57	4 JEDRASZCZYK P Turnover			
43:40		10 - 22	-12	3 PERSSON I Goal right wing bottom left (33 SANDELL L)
44:36	Turnover bench/team			
44:42		10 - 23	-13	32 BERGENDAHL O Goal centre 6m bottom right (33 SANDELL L)
45:22	21 SYPRZAK K Goal centre 6m top right (4 JEDRASZCZYK P)	11 - 23	-12	

FRI 21 JAN 2022

Start Time: 18:00

Play by Play

Match No: 54

Bratislava

POL 18 - 28 SWE

(6 - 14) (12 - 14)

2nd HALF

Match Time	POL - Poland	Score	Lead	SWE - Sweden
45:54	2 PRZYTULA D 2-minutes suspension			
45:55				
46:08				42 JOHANSSON E Turnover
46:24	4 JEDRASZCZYK P for 40 ZEMBRZYCKI M Empty goal			
46:37	4 JEDRASZCZYK P Technical Fault			
46:43	40 ZEMBRZYCKI M for 23 MORYTO A Goalkeeper back			
47:10	23 MORYTO A for 40 ZEMBRZYCKI M Empty goal			
47:06				32 BERGENDAHL O Technical Fault
47:55				
48:01	40 ZEMBRZYCKI M for 2 PRZYTULA D Goalkeeper back			
48:07	30 PRZYBYLSKI R Goal centre 6m middle left, 92 km/h	12 - 23	-11	
49:08		12 - 24	-12	42 JOHANSSON E Goal centre 9m bottom left (32 BERGENDAHL O), 132 km/h
49:44	30 PRZYBYLSKI R Shot breakthrough saved middle left			
49:48				4 MELLEGARD E Shot fast break post
49:57	23 MORYTO A Goal fast break bottom right, 107 km/h	13 - 24	-11	
50:44				32 BERGENDAHL O Technical Fault
50:54	26 KRAJEWSKI P Goal left wing bottom left (2 PRZYTULA D), 91 km/h	14 - 24	-10	
51:36				23 LAGERGREN A Turnover
52:17	21 SYPRZAK K Goal centre 6m middle right (30 PRZYBYLSKI R), 93 km/h	15 - 24	-9	
52:47				49 WALLINIUS K Shot centre 9m missed
52:59	4 JEDRASZCZYK P 7m received			49 WALLINIUS K 7m caused
52:59				49 WALLINIUS K 2-minutes suspension
53:00				
52:59	26 KRAJEWSKI P Goal Penalty shot bottom right (4 JEDRASZCZYK P), 122 km/h	16 - 24	-8	
53:17				24 GOTTFRIDSSON J for 30 THULIN T Empty goal
54:00		16 - 25	-9	23 LAGERGREN A Goal centre 9m bottom left (24 GOTTFRIDSSON J), 120 km/h
54:14				30 THULIN T for 18 PETERSSON F Goalkeeper back
54:35	26 KRAJEWSKI P Shot left wing missed			
54:54				32 BERGENDAHL O for 30 THULIN T Empty goal
55:00				
55:00				30 THULIN T for 49 WALLINIUS K Goalkeeper back
55:44		16 - 26	-10	42 JOHANSSON E Goal breakthrough bottom right
55:54	21 SYPRZAK K Goal centre 6m bottom right (30 PRZYBYLSKI R), 95 km/h	17 - 26	-9	
56:42				Turnover bench/team
56:50	26 KRAJEWSKI P Goal fast break middle right (3 DASZEK M), 115 km/h	18 - 26	-8	
57:21		18 - 27	-9	42 JOHANSSON E Goal centre 9m bottom left (24 GOTTFRIDSSON J), 94 km/h
57:53	21 SYPRZAK K Technical Fault			
58:05				42 JOHANSSON E Technical Fault
58:59	2 PRZYTULA D Shot centre 9m missed			
59:28				4 MELLEGARD E Shot left wing missed
59:56	30 PRZYBYLSKI R Turnover			23 LAGERGREN A Steal
59:59		18 - 28	-10	23 LAGERGREN A Goal fast break bottom right

FRI 21 JAN 2022
Start Time: 18:00

Bratislava

Match Team Statistics

Match No: 54

POL 18 - 28 SWE

(6 - 14) (12 - 14)

Referees: PAVICEVIC Ivan (MNE) / RAZNATOVIC Milos (MNE)

POL - Poland Coach: ROMBEL Patryk

Time outs: 1

No.	Name	Total			All Goals / Shots							Punishments				Offence			Defence			TP		
		Goals	Shots	%	7mP	7m%	6mC	Wing	BT	FB	FTO	9m	YC	RC	2M	2+2	AS	R7	TO/TF	ST	BS		P7	
1	KORNECKI Mateusz																1							39:33
2	PRZYTULA Damian	0	1	0							0/1				1									17:20
3	DASZEK Michal	0	1	0							0/1						2	1	1 / 1					39:14
4	JEDRASZCZYK Piotr	0	1	0				0/1									3	1	1 / 2					16:31
5	OLEJNICZAK Michal	1	5	20				0/1	1/4								3	1	3					42:27
9	SICKO Szymon	1	3	33							1/3						2		4					15:25
12	PIETRASIK Ariel Piotr																							10:01
19	CZUWARA Jan	0	2	0				0/2																5:28
20	PILITOWSKI Maciej																							0:00
21	SYPRZAK Kamil	3	4	75			3/4												1 / 1			1		18:21
23	MORYTO Arkadiusz	5	8	63	1/2	50	1/2	1/2		2/2								2 / 1	1					51:12
26	KRAJEWSKI Przemyslaw	5	7	71	1/1	100	2/4		2/2															54:32
30	PRZYBYLSKI Rafal	1	2	50			1/1		0/1								2		1					28:17
36	DAWDYDZIK Dawid	2	2	100			2/2								1							2		36:22
40	ZEMBRZYCKI Mateusz																							16:24
49	CHRAPKOWSKI Piotr														1									28:53
Team																			1					
Totals		18	36	50	2/3	67	7/9	3/10	1/5	4/4		1/5			3		14	3	14 / 5	1		3		

No.	Name	Total			All Saves / Shots										
		Saves	Shots	%	7mP	7m%	6mC	Wing	BT	FB	FTO	9m	9m%	NS	NS%
1	KORNECKI Mateusz	6	26	23	0/3	0	1/7	2/8	0/4	0/1		3/3	100	3/19	16
40	ZEMBRZYCKI Mateusz	0	7	0			0/1	0/1	0/1	0/1		0/3	0	0/3	0
EG			1												
Totals		6	34	18	0/3	0	1/8	2/9	0/5	0/3		3/6	50	3/22	14

Attacks

Team	All		Player Majority		Player Minority		Position Attacks		FB		Ind. FB		Team FB		TO	TO %
	G/Att.	%	G/Att.	%	G/Att.	%	G/Att.	%	G/Att.	%	G/Att.	%	G/Att.	%		
POL	18/53	34	1/4	25	0/4	0	14/49	29	4/4	100			4/4	100	19	36

Team Shots

	Goals	Saves	Missed	Post	Blocked	Total	%	Prop %
6m Shots	7	2				9	78	25
Wing Shots	3	6	1			10	30	28
L R	2 1	5 1	1			8 2	25 50	22 6
9m Shots	1		4			5	20	14
L C R	1		4			5	20	0 14 0
7m Penalty Throws	2			1		3	67	8
Fast Breaks	4					4	100	11
Breakthroughs	1	4				5	20	14
Totals	18	12	5	1		36	50	100

Legend:									
%	Efficiency	2M	2-Minute Suspensions	2+2	2+2 Minute Suspensions	6mC	6-metre Centre Shots	7mP	7-metre Penalty Shots
9m	9-metre Shots	AS	Assists	BS	Blocked Shots	BT	Breakthroughs	C	Center
EG	Empty Goal	FB	Fast Breaks	FTO	Fast Throw off	G/Att.	Goals/Attacks	Ind.	Individual
L	Left	NS	Near Shots	P7	Penalty 7-metre Fouls	Prop %	Proportion of Goals	R7	Received 7-metre Fouls
R	Right	RC	Red Cards	ST	Steals	TO/TF	Turnover/Technical Faults	TP	Time Played
Wing	Wing Shots	YC	YC						

Match Team Statistics

Match No: 54

POL 18 - 28 SWE

(6 - 14) (12 - 14)

Referees: PAVICEVIC Ivan (MNE) / RAZNATOVIC Milos (MNE)

POL - Poland

OverView of Shot Distribution

2 PRZYTULA D



1-Missed

3 DASZEK M



1-Missed

4 JEDRASZCZYK P



0/1

5 OLEJNICZAK M




0/2

0/1


1/2

9 SICKO S




2-Missed

12 PIETRASIK A



19 CZUWARA J



0/1

20 PILITOWSKI M



21 SYPRZAK K



0/1

1/1

1/1

23 MORYTO A



1-Post

26 KRAJEWSKI P



1-Missed

30 PRZYBYLSKI R



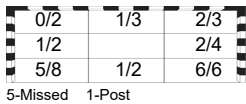
36 DAWYDZIK D



49 CHRAPKOWSKI P



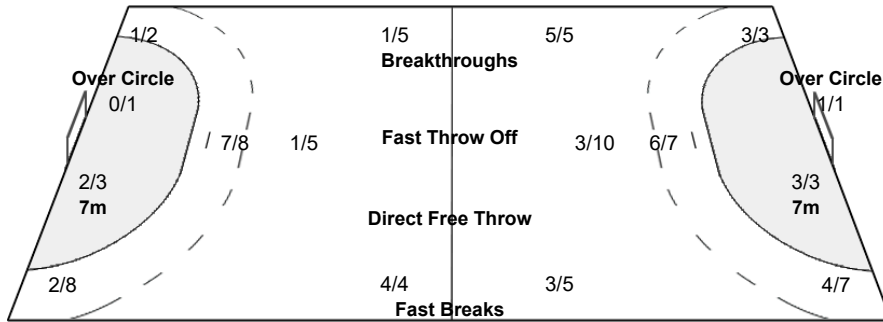
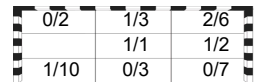
Team
Goals / Shots



Offence

Defence

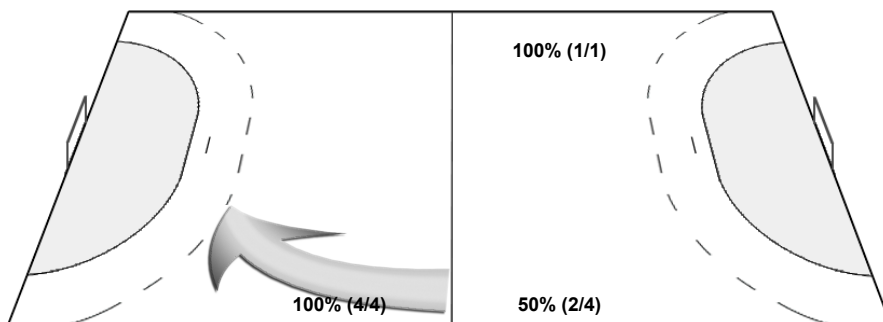
Goalkeepers
Saves / Shots




Shot Distribution Fast Breaks

Offence

Defence



1 KORNECKI M



40 ZEMBRZYCKI M



FRI 21 JAN 2022
Start Time: 18:00

Bratislava

Match Team Statistics

Match No: 54

POL 18 - 28 SWE

(6 - 14) (12 - 14)

Referees: PAVICEVIC Ivan (MNE) / RAZNATOVIC Milos (MNE)

SWE - Sweden Coach: SOLBERG Glenn (NOR)

No.	Name	Total			All Goals / Shots							Punishments				Offence			Defence			TP		
		Goals	Shots	%	7mP	7m%	6mC	Wing	BT	FB	FTO	9m	YC	RC	2M	2+2	AS	R7	TO/TF	ST	BS		P7	
2	CARLSBOGARD Jonathan															6						1	32:31	
3	PERSOON Isak	3	3	100				3/3															34:55	
4	MELLEGAARD Emil	4	6	67				2/3		2/3													38:37	
6	MOLLER Felix																						0:00	
12	PALICKA Andreas																						0:00	
15	WANNE Hampus	4	6	67	3/3	100		1/2		0/1										2			21:07	
18	PETTERSSON Fredric	4	4	100			4/4											/ 1	1		1		25:29	
19	CLAAR Felix	1	2	50			1/1				0/1			1		2		1	2				29:41	
23	LAGERGREN Albin	2	4	50						1/1	1/3							1	2				12:01	
24	GOTTFRIDSSON Jim	3	5	60			0/1	1/1	2/2		0/1					3	1			1			24:42	
30	THULIN Tobias																						58:14	
32	BERGENDAHL Oscar	2	2	100			2/2									2	1	/ 3					33:51	
33	SANDELL Lukas	2	4	50			0/1	2/2			0/1	1				3		1	1				47:59	
42	JOHANSSON Eric	3	4	75					1/1		2/3					3	1	1 / 1					25:37	
49	WALLINIUS Karl	0	1	0							0/1			1								1	10:27	
62	CHRINTZ Valter																		1				24:49	
Team																								
Totals		28	41	68	3/3	100	7/8	7/10	5/5	3/5		3/10	1		2		19	3	7 / 5	9		3		

No.	Name	Total			All Saves / Shots										
		Saves	Shots	%	7mP	7m%	6mC	Wing	BT	FB	FTO	9m	9m%	NS	NS%
12	PALICKA Andreas														
30	THULIN Tobias	12	30	40	0/2	0	2/9	6/9	4/5	0/4		0/1	0	12/23	52
Totals		12	30	40	0/2	0	2/9	6/9	4/5	0/4		0/1	0	12/23	52

Attacks

Team	All		Player Majority		Player Minority		Position Attacks		FB		Ind. FB		Team FB		TO	TO %
	G/Att.	%	G/Att.	%	G/Att.	%	G/Att.	%	G/Att.	%	G/Att.	%	G/Att.	%		
SWE	28/52	54	4/7	57	2/2	100	25/47	53	3/5	60			3/5	60	12	23

Team Shots

	Goals	Saves	Missed	Post	Blocked	Total	%	Prop %
6m Shots	7	1				8	88	20
Wing Shots	7	2	1			10	70	24
L R	4 3	2	1			7 3	57 100	17 7
9m Shots	3	3	3	1		10	30	24
L C R	3	3	3	1		10	30	0 24 0
7m Penalty Throws	3					3	100	7
Fast Breaks	3			2		5	60	12
Breakthroughs	5					5	100	12
Totals	28	6	4	3		41	68	100

Legend:			
%	Efficiency	2M	2-Minute Suspensions
9m	9-metre Shots	AS	Assists
EG	Empty Goal	FB	Fast Breaks
L	Left	NS	Near Shots
R	Right	RC	Red Cards
Wing	Wing Shots	YC	YC
2+2	2+2 Minute Suspensions	2+2	2+2 Minute Suspensions
BS	Blocked Shots	BT	Breakthroughs
FTO	Fast Throw off	G/Att.	Goals/Attacks
P7	Penalty 7-metre Fouls	Prop %	Proportion of Goals
ST	Steals	TO/TF	Turnover/Technical Faults
6mC	6-metre Centre Shots	7mP	7-metre Penalty Shots
C	Center	Ind.	Individual
R7	Received 7-metre Fouls	TP	Time Played

FRI 21 JAN 2022
Start Time: 18:00

Bratislava

Match Team Statistics

Match No: 54

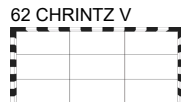


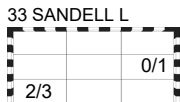
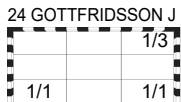

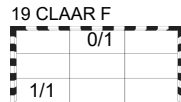
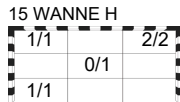
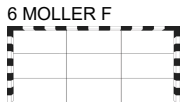
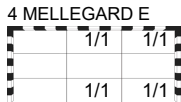
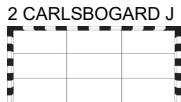
POL 18 - 28 SWE

(6 - 14) (12 - 14)

Referees: PAVICEVIC Ivan (MNE) / RAZNATOVIC Milos (MNE)

SWE - Sweden

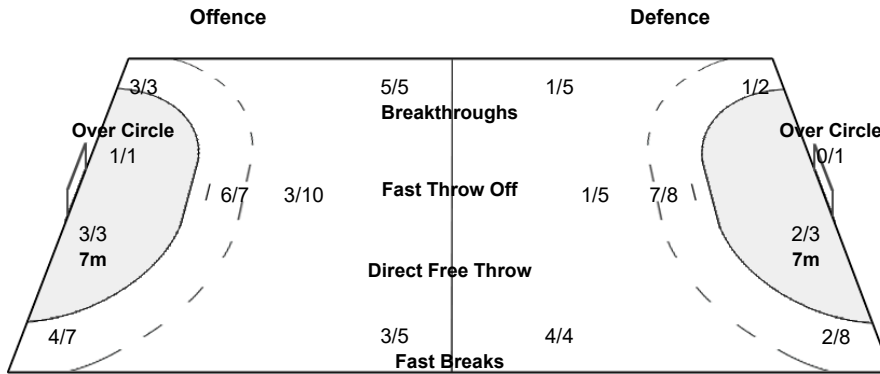
OverView of Shot Distribution



Team
Goals / Shots

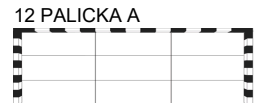
2/2	2/3	4/6
	0/1	1/2
9/10	3/3	7/7

4-Missed 3-Post



Goalkeepers
Saves / Shots

2/2	2/3	1/3
1/2		2/4
3/8	1/2	0/6



30 THULIN T

2/2	2/3	1/3
1/2		2/4
3/8	1/2	0/6

