

Start List

Match No: 21

FAR - NOR

Referees: BRUNNER Arthur (SUI) / SALAH Morad (SUI) **EHF Supervisor:** MANCHADO LOPEZ Carmen (ESP)
Reserve Referees: MARÍN LORENTE Andreu (ESP) / GARCIA SERRADILLA Ignacio (ESP) **EHF Observer:** SONDORS Zigmars (LAT)
Timekeeper: SCHUBERT Philip (GER)
Scorekeeper: RODDE Katrin (GER)

FAR - Faroe Islands

No.	Name	Pos.	Height m	Int. Matches		Competition Statistics								
				MP	G	MP	G	7mG	YC	2Min	RC	S	7mS	
1	JACOBSEN Pauli	GK	1.82	13	0	1							9	
16	SATCHWELL Nicholas	GK	1.88	33	0	1							1	1
2	HOYDAL Helgi Hildarson	P	1.88	33	48	1								
6	MORTENSEN Leivur	LW	1.85	16	25	1	1							
8	MIKKJALSSON Pætur	P	1.90	12	15	1								
9	HANSEN Rói Berg	LW	1.82	33	57	1	1			1				
10	JOHANSEN Kjørtan	RB	1.90	39	73	1								
17	AV TEIGUM Hákun West	RW	1.88	20	95	1	9							
25	POULSEN Vilhelm	RB	1.90	24	32	1	2							
30	MIKKELSEN Tróndur	LB	1.90	16	38	1	2							
45	KROGH Peter (C)	RB	1.91	41	123	1								
61	MITTÚN Pauli	LB	1.88	13	9									
71	Á SKIPAGOTU Elias Ellefsen	CB	1.87	12	76	1	9	4						
75	Á SKIPAGOTU Rói Ellefsen	CB	1.84	3	4									
78	MITTÚN Óli	LB	1.86	9	33	1	2							
79	RASMUSSEN Teis Horn	P	1.95	22	31	1	3			2				
(NN)	GUNNARSSON DJURHUUS Jónas	CB	1.83	36	74	1								
(NN)	NOROBERG Allan	RW	1.89	33	49									
(NN)	VEDELSBOL Ísak Jógvan Djurhuus	P	1.96	3	2	1								
Headcoach	BREDSORFF-LARSEN Peter (DEN)			Bench/Team						1				

FAR Played		
PR	SLO	29 - 32
PR	NOR	13 JAN
PR	POL	15 JAN

NOR - Norway

No.	Name	Pos.	Height m	Int. Matches		Competition Statistics								
				MP	G	MP	G	7mG	YC	2Min	RC	S	7mS	
12	SÆVERAS Kristian Skinstad	GK	1.94	75	3	1							2	
30	BERGERUD Torbjorn Sittrup	GK	2.01	134	0	1							9	
3	AGA Vetle Eck	P	1.90	40	4									
5	SAGOSEN Sander	LB	1.95	157	798	1	6	2						
6	BARTHOLD Sebastian	LW	1.85	72	201	1	4							
11	OVERBY Petter	P	2.00	126	123	1	2							
19	BJORNSEN Kristian	RW	1.91	185	664	1	4							
21	GULLERUD Magnus	P	1.94	181	266	1	3			1				
22	GRONDAHL Tobias Schjolberg	CB	1.83	25	45	1	1							
23	JOHANNESSEN Goran Sogard	LB	1.93	105	251	1	4							
24	O'SULLIVAN Christian (C)	CB	1.90	180	286	1								
27	REINKIND Harald	RB	1.97	159	342	1	1							
43	LYSE Simen Ulstad	LB	1.99	5	12	1	1							
44	GULLIKSEN Kevin Maagero	RW	1.80	93	164	1								
71	BLONZ Alexandre Christoffersen	LW	1.89	73	146	1								
77	ROD Magnus Abelvik	RB	2.04	87	198	1	5							
(NN)	JAKOBSEN Henrik	P	1.96	54	51	1	1							
(NN)	OVERJORDET Sander Andreassen	CB	1.91	48	47									
(NN)	TOFT Erik Thorsteinsen	LB	1.92	28	54									
Headcoach	WILLE Jonas Liberg			Bench/Team										

NOR Played		
PR	POL	32 - 21
PR	FAR	13 JAN
PR	SLO	15 JAN

Notes:
Players below the bold line are not playing in this match.

Legend:			
(NN)	Not nominated	2Min	2-Minute Suspensions
CB	Centre Back	G	Goals
LW	Left Wing	MP	Matches Played
PR	Preliminary Round	RB	Right Back
RW	Right Wing	S	Saves
		7mG	7-metre Goals
		GK	Goalkeeper
		P	Line Player
		RC	Red Cards (Direct and after 3rd 2-Minute Suspension)
		YC	Yellow Cards
		7mS	7-metre Saves
		LB	Left Back
		Pos	Position

SAT 13 JAN 2024
Start Time: 20:30

Berlin

Results

Match No: 21

FAR 26 - 26 NOR

(12 - 13) (14 - 13)

Attendance: 13.571

Referees: BRUNNER Arthur (SUI) / SALAH Morad (SUI)

Faroe Islands

Coach: BRESDORFF-LARSEN Peter

YC/RC Coach: 1/0 Time outs: 3

No.	Name	Total			Goals / Shots							Punishments			TP	
		Goals	Shots	%	7m	6m	Wing	BT	FB	FTO	9m	EG	YC	RC		2M
1	JACOBSEN Pauli															18:30
2	HOYDAL Helgi Hildarson															7:52
6	MORTENSEN Leivur	1	3	33			0/2		1/1							13:21
8	MIKKJALSSON Pætur	1	3	33		0/1			1/1		0/1				2	36:53
9	HANSEN Rói Berg	3	3	100			2/2		1/1							33:29
10	JOHANSEN Kjartan	1	1	100							1/1					4:51
16	SATCHWELL Nicholas															27:23
17	AV TEIGUM Hákun West	4	5	80		1/1	3/4									58:22
25	POULSEN Vilhelm	3	6	50		1/4					2/2				1	49:22
30	MIKKELSEN Tróndur												1			30:35
45	KROGH Peter														1	12:16
61	MITTUN Pauli															0:00
71	A SKIPAGOTU Elias Ellefsen	5	12	42	3/3	0/2		2/2			0/5				1	47:22
75	A SKIPAGOTU Rói Ellefsen															0:26
78	MITTUN Oli	3	5	60		1/2		2/2			0/1					25:46
79	RASMUSSEN Teis Horn	5	7	71		4/5			1/2						1	53:32
Team Officials														1		
Totals		26	45	58	3/3	7/15	5/8	4/4	4/5		3/10			2	6	60:00

No.	Name	Total			Saves / Shots						
		Saves	Shots	%	7m	6m	Wing	BT	FB	FTO	9m
1	JACOBSEN Pauli	4	15	27	0/3	2/4	0/1	0/1	0/1	0/1	2/4
16	SATCHWELL Nicholas	7	21	33	0/2	4/8	0/3	0/2	0/1		3/5
EG			1								
Totals		12	38	32	0/5	6/13	0/4	0/3	1/2	0/1	5/9

Norway

Coach: WILLE Jonas Liberg

Time outs: 3

No.	Name	Total			Goals / Shots							Punishments			TP	
		Goals	Shots	%	7m	6m	Wing	BT	FB	FTO	9m	EG	YC	RC		2M
3	AGA Vetle Eck															33:27
5	SAGOSEN Sander	2	6	33		1/3					1/3					46:03
6	BARTHOLD Sebastian															0:00
11	OVERBY Petter	0	2	0		0/2								1		33:30
12	SÆVERAS Kristian Skinstad															0:00
19	BJORNSEN Kristian	1	1	100			1/1								1	30:00
21	GULLERUD Magnus	3	3	100		2/2					1/1	1		2		35:17
22	GRONDAHL Tobias Schjolberg	0	1	0							0/1					3:58
23	JOHANNESSEN Goran Sogard	6	10	60		2/4		1/1	1/1		2/4			1		30:00
24	O'SULLIVAN Christian															7:09
27	REINKIND Harald	3	5	60		0/1		2/2			1/2				1	36:00
30	BERGERUD Torbjorn Sittrup															56:04
43	LYSE Simen Ulstad															0:00
44	GULLIKSEN Kevin Maagero	0	1	0					0/1							29:20
71	BLONZ Alexandre Christoffersen	8	9	89	5/5		3/4									55:52
77	ROD Magnus Abelvik	3	3	100		2/2					1/1					23:20
Totals		26	41	63	5/5	7/14	4/5	3/3	1/2	1/1	4/10	1/1	1	1	5	60:00

No.	Name	Total			Saves / Shots											
		Saves	Shots	%	7m	6m	Wing	BT	FB	FTO	9m					
12	SÆVERAS Kristian Skinstad															
30	BERGERUD Torbjorn Sittrup	14	39	36	0/2	7/14	2/7	0/4	1/5		4/7					
EG			1													
Totals		14	40	35	0/3	7/14	2/7	0/4	1/5		4/7					

Attacks

Team	All		Player Majority		Player Minority		Position Attacks		FB		Ind. FB		Team FB		TO	TO %
	G/Att.	%	G/Att.	%	G/Att.	%	G/Att.	%	G/Att.	%	G/Att.	%	G/Att.	%		
FAR	26/46	57	7/7	100	0/5	0	22/42	52	4/4	100			4/4	100	6	13
NOR	26/46	57	4/6	67	1/4	25	23/42	55	1/2	50			1/2	50	5	11

Legend:	
%	Efficiency
9m	9-metre Shots
FTO	Fast Throw off
RC	Red Cards (Direct and after 3rd 2-Minute Suspension)
Wing	Wing Shots
2M	2-Minute Suspensions
BT	Breakthroughs
G/Att.	Goals/Attacks
YC	Yellow Cards
6m	6-metre Shots
EG	Empty Goal
Ind.	Individual
TO	Turnover
7m	7-metre Penalty Shots
FB	Fast Breaks
No.	Uniform Number
TP	Time Played

Match Team Statistics
Match No: 21

FAR 26 - 26 NOR
(12 - 13) (14 - 13)

Referees: BRUNNER Arthur (SUI) / SALAH Morad (SUI)

FAR - Faroe Islands

Coach: BREDDSDORFF-LARSEN Peter (DEN)

YC/RC Coach: 1/0 Time outs: 3

No.	Name	Total			All Goals / Shots								Punishments				Offence			Defence			TP	
		Goals	Shots	%	7m	7m%	6m	Wing	BT	FB	FTO	9m	EG	YC	RC	2M	2+2	AS	R7	TO/TF	ST	BS		P7
1	JACOBSEN Pauli																							18:30
2	HOYDAL Helgi Hildarson																							7:52
6	MORTENSEN Leivur	1	3	33			0/2		1/1															13:21
8	MIKKJALSSON Pætur	1	3	33			0/1		1/1		0/1				2			1				1		36:53
9	HANSEN Rói Berg	3	3	100				2/2	1/1								1							33:29
10	JOHANSEN Kjartan	1	1	100							1/1													4:51
16	SATCHWELL Nicholas																							27:23
17	AV TEIGUM Hákun West	4	5	80			1/1	3/4																58:22
25	POULSEN Vilhelm	3	6	50			1/4				2/2				1		3		/ 1					49:22
30	MIKKELSEN Tróndur													1				1				1		30:35
45	KROGH Peter														1							1		12:16
61	MITTUN Pauli																							0:00
71	A SKIPAGOTU Elias Ellefsen	5	12	42	3/3	100	0/2		2/2		0/5				1		10	1	1 / 1	1		1	1	47:22
75	A SKIPAGOTU Rói Ellefsen																							0:26
78	MITTUN Oli	3	5	60			1/2		2/2		0/1							1						25:46
79	RASMUSSEN Teis Horn	5	7	71			4/5				1/2				1		1	1	/ 1	1		1	1	53:32
Team														1										
Totals		26	45	58	3/3	100	7/15	5/8	4/4	4/5		3/10		2		6		15	3	3 / 3	2		5	

No.	Name	Total			All Saves / Shots										
		Saves	Shots	%	7m	7m%	6m	Wing	BT	FB	FTO	9m	9m%	NS	NS%
1	JACOBSEN Pauli	4	15	27	0/3	0	2/4	0/1	0/1		0/1	2/4	50	2/6	33
16	SATCHWELL Nicholas	7	21	33	0/2	0	4/8	0/3	0/2	0/1		3/5	60	4/13	31
EG			1												
Totals		12	38	32	0/5	0	6/13	0/4	0/3	1/2	0/1	5/9	56	6/20	30

Attacks

Team	All		Player Majority		Player Minority		Position Attacks		FB		Ind. FB		Team FB		TO	TO %
	G/Att.	%	G/Att.	%	G/Att.	%	G/Att.	%	G/Att.	%	G/Att.	%	G/Att.	%		
FAR	26/46	57	7/7	100	0/5	0	22/42	52	4/4	100			4/4	100	6	13

Team Shots

	Goals	Saves	Missed	Post	Blocked	Total	%	Prop %
6m Shots	7	7	1			15	47	33
Wing Shots	5	2		1		8	63	18
L R	2 3	1 1		1		4 4	50 75	9 9
9m Shots	3	4		1	2	10	30	22
L C R	3	4		1	2	1 6 3	0 0 100	2 13 7
7m Penalty Throws	3					3	100	7
Fast Breaks	4	1				5	80	11
Breakthroughs	4					4	100	9
Totals	26	14	1	2	2	45	58	100

Legend:			
%	Efficiency	2M	2-Minute Suspensions
9m	9-metre Shots	AS	Assists
EG	Empty Goal	FB	Fast Breaks
L	Left	NS	Near Shots
R	Right	RC	Red Cards (Direct and after 3rd 2-Minute Suspension)
TP	Time Played	Wing	Wing Shots
2+2	2+2 Minute Suspensions	BT	Blocked Shots
6m	6-metre Shots	FTO	Fast Throw off
7m	7-metre Penalty Shots	P7	Penalty 7-metre Fouls
AS	Assists	Prop %	Proportion of Goals
BS	Blocked Shots	ST	Steals
BT	Breakthroughs	TO/TF	Turnover/Technical Faults
C	Center		
Ind.	Individual		
R7	Received 7-metre Fouls		

Match Team Statistics

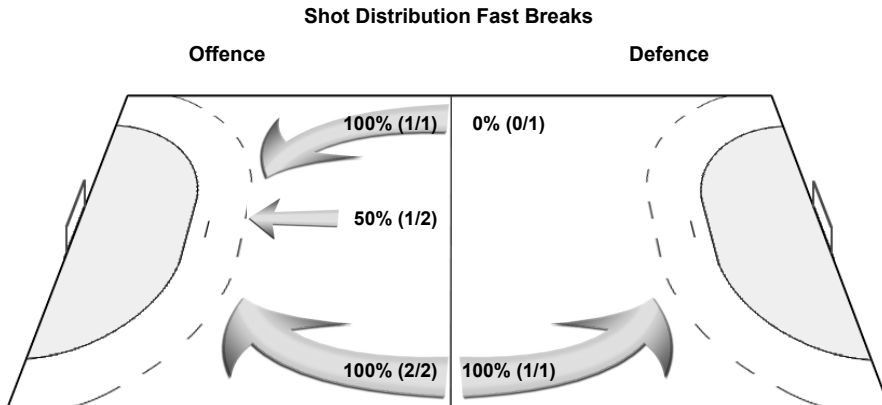
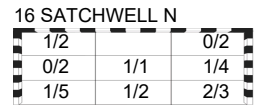

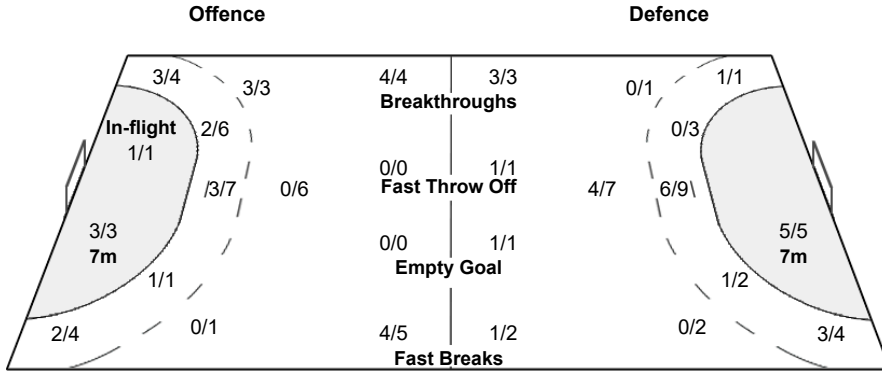

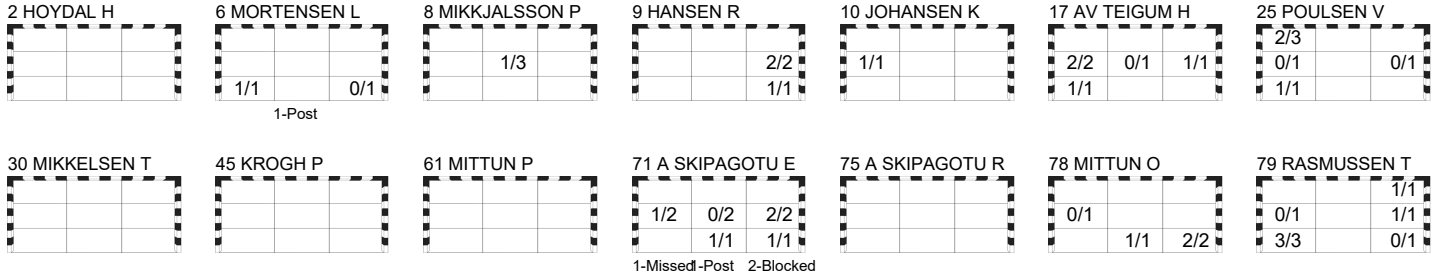
Match No: 21

FAR 26 - 26 NOR
(12 - 13) (14 - 13)

Referees: BRUNNER Arthur (SUI) / SALAH Morad (SUI)

FAR - Faroe Islands

OverView of Shot Distribution



Match Team Statistics
Match No: 21

FAR 26 - 26 NOR
(12 - 13) (14 - 13)

Referees: BRUNNER Arthur (SUI) / SALAH Morad (SUI)

NOR - Norway

Coach: WILLE Jonas Liberg

Time outs: 3

No.	Name	Total			All Goals / Shots									Punishments				Offence			Defence			TP	
		Goals	Shots	%	7m	7m%	6m	Wing	BT	FB	FTO	9m	EG	YC	RC	2M	2+2	AS	R7	TO/TF	ST	BS	P7		
3	AGA Vette Eck																								33:27
5	SAGOSEN Sander	2	6	33			1/3					1/3						5	1						46:03
6	BARTHOLD Sebastian																								0:00
11	OVERBY Petter	0	2	0			0/2											1				1	1		33:30
12	SÆVERAS Kristian Skinstad																								0:00
19	BJORNSEN Kristian	1	1	100			1/1									1							1		30:00
21	GULLERUD Magnus	3	3	100			2/2					1/1	1		2										35:17
22	GRONDAHL Tobias Schjolberg	0	1	0							0/1							2	2						3:58
23	JOHANNESSEN Goran Sogard	6	10	60			2/4		1/1	1/1	2/4				1		2		1						30:00
24	O'SULLIVAN Christian																								7:09
27	REINKIND Harald	3	5	60			0/1		2/2		1/2				1		2		1 / 1			1			36:00
30	BERGERUD Torbjorn Sittrup																	1							56:04
43	LYSE Simen Ulstad																								0:00
44	GULLIKSEN Kevin Maagero	0	1	0						0/1															29:20
71	BLONZ Alexandre Christoffersen	8	9	89	5/5	100		3/4																	55:52
77	ROD Magnus Abelvik	3	3	100			2/2				1/1							2	1	2					23:20
Totals		26	41	63	5/5	100	7/14	4/5	3/3	1/2	1/1	4/10	1/1	1	1	5		14	5	4 / 1		2	3		

No.	Name	Total			All Saves / Shots																				
		Saves	Shots	%	7m	7m%	6m	Wing	BT	FB	FTO	9m	9m%	NS	NS%										
12	SÆVERAS Kristian Skinstad																								
30	BERGERUD Torbjorn Sittrup	14	39	36	0/2	0	7/14	2/7	0/4	1/5		4/7	57	9/25	36										
EG			1																						
Totals		14	40	35	0/3	0	7/14	2/7	0/4	1/5		4/7	57	9/25	36										

Attacks

Team	All		Player Majority		Player Minority		Position Attacks		FB		Ind. FB		Team FB		TO	TO %
	G/Att.	%	G/Att.	%	G/Att.	%	G/Att.	%	G/Att.	%	G/Att.	%	G/Att.	%		
NOR	26/46	57	4/6	67	1/4	25	23/42	55	1/2	50			1/2	50	5	11

Team Shots

	Goals	Saves	Missed	Post	Blocked	Total	%	Prop %
6m Shots	7	6	1			14	50	34
Wing Shots	4			1		5	80	12
L R	3 1			1		4 1	75 100	10 2
9m Shots	4	5	1			10	40	24
L C R	4	2 2 1	1			2 7 1	0 57 0	5 17 2
7m Penalty Throws	5					5	100	12
Fast Breaks	1	1				2	50	5
Breakthroughs	3					3	100	7
Totals	26	12	2	1		41	63	100

Legend:									
%	Efficiency	2M	2-Minute Suspensions	2+2	2+2 Minute Suspensions	6m	6-metre Shots	7m	7-metre Penalty Shots
9m	9-metre Shots	AS	Assists	BS	Blocked Shots	BT	Breakthroughs	C	Center
EG	Empty Goal	FB	Fast Breaks	FTO	Fast Throw off	G/Att.	Goals/Attacks	Ind.	Individual
L	Left	NS	Near Shots	P7	Penalty 7-metre Fouls	Prop %	Proportion of Goals	R7	Received 7-metre Fouls
R	Right	RC	Red Cards (Direct and after 3rd 2-Minute Suspension)			ST	Steals	TO/TF	Turnover/Technical Faults
TP	Time Played	Wing	Wing Shots	YC	Yellow Cards				

Match Team Statistics

Match No: 21

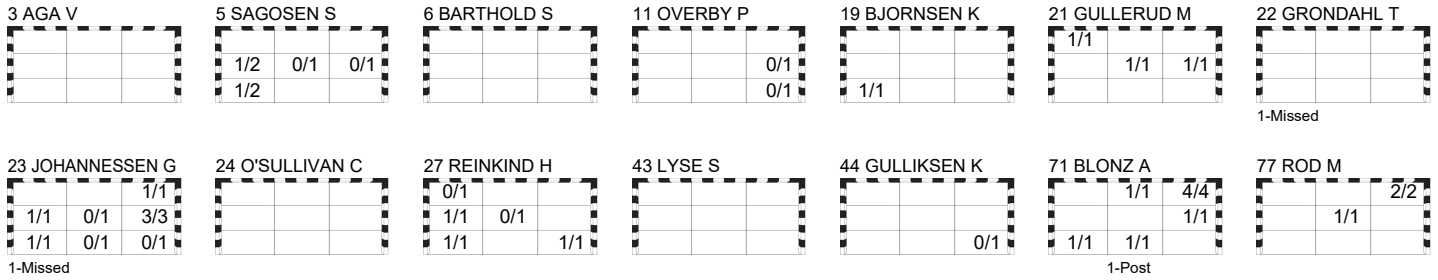
FAR 26 - 26 NOR

(12 - 13) (14 - 13)

Referees: BRUNNER Arthur (SUI) / SALAH Morad (SUI)

NOR - Norway

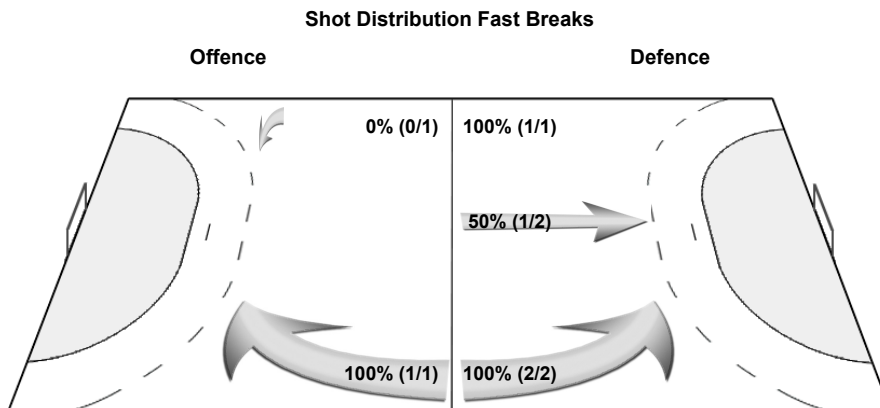
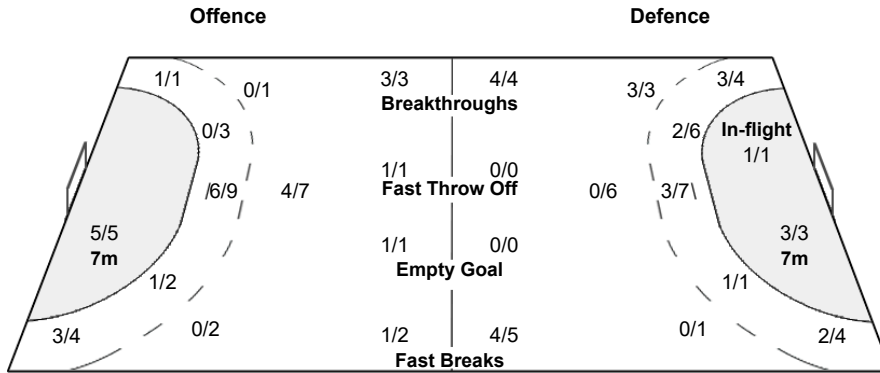
OverView of Shot Distribution



Team Goals / Shots

1/2	1/1	7/7
3/4	2/5	5/7
5/6	1/2	1/4

2-Missed 1-Post



Play by Play

Match No: 21

FAR 26 - 26 NOR

(12 - 13) (14 - 13)

Referees: BRUNNER Arthur (SUI) / SALAH Morad (SUI)

FAR	1 JACOBSEN Pauli	2 HOYDAL Helgi Hildarson	6 MORTENSEN Leivur	A BREDSDORFF-LARSEN Peter
	8 MIKKJALSSON Pætur	9 HANSEN Rói Berg	10 JOHANSEN Kjartan	B JOHANSEN Julian
	16 SATCHWELL Nicholas	17 AV TEIGUM Hákum West	25 POULSEN Vilhelm	C JENSEN Tom
	30 MIKKELSEN Tróndur	45 KROGH Peter	61 MITTUN Pauli	D NIELSEN Jóngero Martinsdóttir
	71 A SKIPAGOTU Elías Ellefsen	75 A SKIPAGOTU Rói Ellefsen	78 MITTUN Oli	
	79 RASMUSSEN Teis Horn			
NOR	3 AGA Vette Eck	5 SAGOSEN Sander	6 BARTHOLD Sebastian	A EGE Steinar
	11 OVERBY Petter	12 SÆVERAS Kristian Skinstad	19 BJORNSEN Kristian	B WILLE Jonas Liberg
	21 GULLERUD Magnus	22 GRONDAHL Tobias Schjolberg	23 JOHANNESSEN Goran Sogard	C BOQUIST Sven Martin
	24 O'SULLIVAN Christian	27 REINKIND Harald	30 BERGERUD Torbjorn Sitrup	D MARKUSSEN Harald
	43 LYSE Simen Ulstad	44 GULLIKSEN Kevin Maagero	71 BLONZ Alexandre Christoffersen	
	77 ROD Magnus Abelvik			

1st HALF

Match Time	FAR - Faroe Islands	Score	Lead	NOR - Norway
0:00				30 BERGERUD T Goalkeeper
0:53				21 GULLERUD M Warning (yellow card)
1:18	6 MORTENSEN L Shot left wing saved bottom right			
1:19	1 JACOBSEN P for 71 A SKIPAGOTU E Goalkeeper back			
2:00		0 - 1	-1	23 JOHANNESSEN G Goal centre 9m top right, 119.42 km/h
2:04	78 MITTUN O for 1 JACOBSEN P Empty goal			
2:25	1 JACOBSEN P for 78 MITTUN O Goalkeeper back			
2:27	71 A SKIPAGOTU E Shot centre 9m saved middle centre			
2:38				77 ROD M Turnover
2:45	6 MORTENSEN L Goal fast break bottom left (25 POULSEN V), 96.55 km/h	1 - 1	0	
3:00		1 - 2	-1	77 ROD M Goal centre 6m top right, 117.00 km/h
3:09	8 MIKKJALSSON P for 1 JACOBSEN P Empty goal			
3:36	1 JACOBSEN P for 45 KROGH P Goalkeeper back			
3:41	79 RASMUSSEN T Goal centre 6m bottom left (71 A SKIPAGOTU E), 65.12 km/h	2 - 2	0	
4:00	71 A SKIPAGOTU E 7m caused			77 ROD M 7m received
4:03		2 - 3	-1	71 BLONZ A Goal Penalty shot top right (77 ROD M), 101.06 km/h
4:03	8 MIKKJALSSON P for 1 JACOBSEN P Empty goal			
4:16	1 JACOBSEN P for 8 MIKKJALSSON P Goalkeeper back			
5:13	71 A SKIPAGOTU E Turnover			
5:21		2 - 4	-2	21 GULLERUD M Goal empty goal middle centre (30 BERGERUD T), 85.82 km/h
6:01	25 POULSEN V Goal right 9m bottom left (71 A SKIPAGOTU E), 109.29 km/h	3 - 4	-1	
6:10		3 - 5	-2	77 ROD M Goal fast throw off top right, 109.84 km/h
6:10	78 MITTUN O for 1 JACOBSEN P Empty goal			
6:11				
6:16	25 POULSEN V 2-minutes suspension			
6:59				21 GULLERUD M 2-minutes suspension
7:00				
7:01	1 JACOBSEN P for 6 MORTENSEN L Goalkeeper back			
7:19	10 JOHANSEN K Goal right 9m middle left, 100.06 km/h	4 - 5	-1	
7:31				11 OVERBY P for 30 BERGERUD T Empty goal
7:48	30 MIKKELSEN T Warning (yellow card)			
7:48				30 BERGERUD T for 44 GULLIKSEN K Goalkeeper back
7:58		4 - 6	-2	23 JOHANNESSEN G Goal breakthrough middle right, 95.57 km/h
8:04	8 MIKKJALSSON P for 1 JACOBSEN P Empty goal			
8:11				
8:14	1 JACOBSEN P for 8 MIKKJALSSON P Goalkeeper back			
8:26	71 A SKIPAGOTU E Goal breakthrough middle right, 116.72 km/h	5 - 6	-1	
8:33				44 GULLIKSEN K for 30 BERGERUD T Empty goal
8:38	8 MIKKJALSSON P for 1 JACOBSEN P Empty goal			
8:56				77 ROD M Turnover
9:00				
9:05	71 A SKIPAGOTU E Shot centre 9m blocked			11 OVERBY P Block
9:37	30 MIKKELSEN T Turnover			
9:43				30 BERGERUD T for 21 GULLERUD M Goalkeeper back
10:15	79 RASMUSSEN T 7m caused			11 OVERBY P 7m received
10:23	16 SATCHWELL N for 78 MITTUN O Goalkeeper back			
10:23		5 - 7	-2	71 BLONZ A Goal Penalty shot top right, 100.36 km/h
10:56	1 JACOBSEN P for 16 SATCHWELL N Goalkeeper Substitution			
10:56	71 A SKIPAGOTU E Goal breakthrough middle left, 84.78 km/h	6 - 7	-1	
11:51				5 SAGOSEN S Shot left 6m saved middle centre
12:04	8 MIKKJALSSON P for 1 JACOBSEN P Empty goal			
12:36	1 JACOBSEN P for 8 MIKKJALSSON P Goalkeeper back			

Play by Play
Match No: 21

Berlin

FAR 26 - 26 NOR
(12 - 13) (14 - 13)

1st HALF

Match Time	FAR - Faroe Islands	Score	Lead	NOR - Norway
12:38	6 MORTENSEN L Shot left wing post			
12:56		6 - 8	-2	23 JOHANNESSEN G Goal centre 9m bottom left, 115.02 km/h
13:03	8 MIKKJALSSON P for 16 SATCHWELL N Empty goal			
13:07				23 JOHANNESSEN G 2-minutes suspension
13:07	1 JACOBSEN P for 78 MITTUN O Goalkeeper back			
13:08				
13:22	17 AV TEIGUM H Goal right wing bottom left (71 A SKIPAGOTU E), 106.34 km/h	7 - 8	-1	
14:07	45 KROGH P 7m caused			22 GRONDAHL T 7m received
14:07	45 KROGH P 2-minutes suspension			
14:07		7 - 9	-2	71 BLONZ A Goal Penalty shot top right (22 GRONDAHL T), 99.53 km/h
14:08				
14:19	78 MITTUN O for 1 JACOBSEN P Empty goal			
14:30	Team timeout			
15:07	25 POULSEN V Shot right 6m saved middle left			
15:08				
16:03	71 A SKIPAGOTU E Shot centre 6m saved middle left			
16:08				
16:12	1 JACOBSEN P for 71 A SKIPAGOTU E Goalkeeper back			
16:39		7 - 10	-3	71 BLONZ A Goal left wing middle right (23 JOHANNESSEN G), 87.36 km/h
16:51	8 MIKKJALSSON P for 1 JACOBSEN P Empty goal			
17:22	1 JACOBSEN P for 71 A SKIPAGOTU E Goalkeeper back			
17:31	78 MITTUN O Goal breakthrough bottom right, 117.71 km/h	8 - 10	-2	
17:58	1 JACOBSEN P for 78 MITTUN O Goalkeeper back			
18:16	6 MORTENSEN L for 16 SATCHWELL N Empty goal			
18:28	16 SATCHWELL N for 1 JACOBSEN P Goalkeeper Substitution			
18:30				27 REINKIND H Technical Fault
18:40	16 SATCHWELL N for 71 A SKIPAGOTU E Goalkeeper back			
19:04	78 MITTUN O Goal breakthrough bottom right, 112.40 km/h	9 - 10	-1	
19:38				23 JOHANNESSEN G Shot left 9m saved bottom centre
19:43	71 A SKIPAGOTU E for 16 SATCHWELL N Empty goal			
19:50	16 SATCHWELL N for 78 MITTUN O Goalkeeper back			
20:17	71 A SKIPAGOTU E Shot left 9m post			
20:42	8 MIKKJALSSON P 2-minutes suspension			
20:43				
20:50	78 MITTUN O for 16 SATCHWELL N Empty goal			
20:56		9 - 11	-2	21 GULLERUD M Goal left 6m middle right (5 SAGOSEN S)
21:08	16 SATCHWELL N for 78 MITTUN O Goalkeeper back			
21:58	71 A SKIPAGOTU E Technical Fault			
22:01		9 - 12	-3	23 JOHANNESSEN G Goal fast break middle right (77 ROD M), 125.53 km/h
22:01	78 MITTUN O for 16 SATCHWELL N Empty goal			
22:18	16 SATCHWELL N for 8 MIKKJALSSON P Goalkeeper back			
22:43				
23:03	79 RASMUSSEN T Goal centre 6m bottom left (71 A SKIPAGOTU E), 91.78 km/h	10 - 12	-2	
23:45				23 JOHANNESSEN G Shot centre 9m saved bottom right
23:53	79 RASMUSSEN T Goal fast break bottom left (25 POULSEN V), 85.81 km/h	11 - 12	-1	
24:57	78 MITTUN O for 16 SATCHWELL N Empty goal			
25:05	16 SATCHWELL N for 78 MITTUN O Goalkeeper back			
25:08				11 OVERBY P Shot right 6m saved middle right
25:38	79 RASMUSSEN T Shot centre 6m saved bottom right			
25:41	9 HANSEN R for 16 SATCHWELL N Empty goal			
25:47				44 GULLIKSEN K Shot fast break saved bottom right
26:14	16 SATCHWELL N for 71 A SKIPAGOTU E Goalkeeper back			
26:31	78 MITTUN O Shot right 6m saved			
26:38	78 MITTUN O Goal right 6m bottom centre	12 - 12	0	
27:17	79 RASMUSSEN T 2-minutes suspension			
27:18				
27:28	78 MITTUN O for 16 SATCHWELL N Empty goal			
27:37		12 - 13	-1	77 ROD M Goal centre 6m middle centre, 97.33 km/h
28:37	16 SATCHWELL N for 9 HANSEN R Goalkeeper back			
28:48	71 A SKIPAGOTU E Shot centre 9m blocked			3 AGA V Block
28:59	8 MIKKJALSSON P Shot centre 9m saved middle centre			
29:12				Team timeout
29:18				
29:31	A BREDSORFF-LARSEN Warning (yellow card) bench punishment			
29:49				5 SAGOSEN S Shot left 9m saved bottom left

FAR 26 - 26 NOR
(12 - 13) (14 - 13)

Match Time	FAR - Faroe Islands	Score	Lead	NOR - Norway
------------	---------------------	-------	------	--------------

Play by Play

Match No: 21

30:00	16 SATCHWELL N Goalkeeper			30 BERGERUD T Goalkeeper
30:33		12 - 14	-2	27 REINKIND H Goal centre 9m middle left (5 SAGOSEN S)
30:38	71 A SKIPAGOTU E for 16 SATCHWELL N Empty goal			
30:46	16 SATCHWELL N for 25 POULSEN V Goalkeeper back			
31:15	17 AV TEIGUM H Goal flying throw middle right (71 A SKIPAGOTU E), 94.19 km/h	13 - 14	-1	
31:34				23 JOHANNESSEN G Shot centre 6m saved middle centre
31:31	25 POULSEN V for 16 SATCHWELL N Empty goal			
31:44	16 SATCHWELL N for 25 POULSEN V Goalkeeper back			
32:21	8 MIKKJALSSON P Shot centre 6m saved middle centre			
32:32		13 - 15	-2	23 JOHANNESSEN G Goal centre 6m middle right, 110.07 km/h
32:42	8 MIKKJALSSON P Turnover			
32:51				71 BLONZ A Shot left wing post
32:55	17 AV TEIGUM H for 16 SATCHWELL N Empty goal			
33:07	16 SATCHWELL N for 25 POULSEN V Goalkeeper back			
33:31	79 RASMUSSEN T Goal centre 6m middle right, 105.54 km/h	14 - 15	-1	
33:44		14 - 16	-2	71 BLONZ A Goal left wing bottom left (23 JOHANNESSEN G), 89.03 km/h
33:47	17 AV TEIGUM H for 16 SATCHWELL N Empty goal			
33:56	16 SATCHWELL N for 25 POULSEN V Goalkeeper back			
34:37	79 RASMUSSEN T Technical Fault			
34:58				11 OVERBY P Shot centre 6m saved bottom right
35:02	71 A SKIPAGOTU E for 16 SATCHWELL N Empty goal			
35:11	16 SATCHWELL N for 25 POULSEN V Goalkeeper back			
36:04	9 HANSEN R Goal left wing bottom right (71 A SKIPAGOTU E), 103.42 km/h	15 - 16	-1	
36:18				27 REINKIND H Shot right 6m saved top left
36:26	8 MIKKJALSSON P Goal fast break middle centre (71 A SKIPAGOTU E), 81.24 km/h	16 - 16	0	
36:52		16 - 17	-1	21 GULLERUD M Goal centre 6m top left (5 SAGOSEN S), 38.40 km/h
36:36	71 A SKIPAGOTU E for 16 SATCHWELL N Empty goal			
37:14	16 SATCHWELL N for 25 POULSEN V Goalkeeper back			
37:27	71 A SKIPAGOTU E Shot right 6m missed			
37:40	79 RASMUSSEN T Steal			23 JOHANNESSEN G Turnover
37:45	79 RASMUSSEN T Shot individual fast break saved middle left			
37:45	17 AV TEIGUM H for 16 SATCHWELL N Empty goal			
38:02	16 SATCHWELL N for 25 POULSEN V Goalkeeper back			
38:46	79 RASMUSSEN T Goal left 6m top right (71 A SKIPAGOTU E)	17 - 17	0	
39:01				Team timeout
39:26		17 - 18	-1	5 SAGOSEN S Goal centre 9m bottom left, 100.81 km/h
39:28	78 MITTUN O for 16 SATCHWELL N Empty goal			
39:38	16 SATCHWELL N for 25 POULSEN V Goalkeeper back			
40:28	17 AV TEIGUM H Goal right wing middle left (71 A SKIPAGOTU E), 105.53 km/h	18 - 18	0	
40:42		18 - 19	-1	27 REINKIND H Goal breakthrough bottom left, 105.75 km/h
40:46	71 A SKIPAGOTU E for 16 SATCHWELL N Empty goal			
40:52	16 SATCHWELL N for 71 A SKIPAGOTU E Goalkeeper back			
41:22	25 POULSEN V Goal right 9m top left, 96.55 km/h	19 - 19	0	
42:14	8 MIKKJALSSON P 7m caused			5 SAGOSEN S 7m received
42:14	8 MIKKJALSSON P 2-minutes suspension			
42:17				
42:16		19 - 20	-1	71 BLONZ A Goal Penalty shot bottom centre (5 SAGOSEN S), 90.90 km/h
42:22	30 MIKKELSEN T for 16 SATCHWELL N Empty goal			
42:35	16 SATCHWELL N for 71 A SKIPAGOTU E Goalkeeper back			
43:06	25 POULSEN V Shot centre 6m saved middle right			
43:29				23 JOHANNESSEN G Shot centre 6m missed
43:37	71 A SKIPAGOTU E for 16 SATCHWELL N Empty goal			
43:54	Team timeout			
44:17				
43:54	16 SATCHWELL N for 8 MIKKJALSSON P Goalkeeper back			
44:28	25 POULSEN V Goal right 6m top left	20 - 20	0	
45:36		20 - 21	-1	23 JOHANNESSEN G Goal centre 6m middle left (27 REINKIND H), 123.17 km/h
45:45	8 MIKKJALSSON P for 16 SATCHWELL N Empty goal			
46:48				21 GULLERUD M 2-minutes suspension
46:49				
46:48	16 SATCHWELL N for 10 JOHANSEN K Goalkeeper back			
47:21	9 HANSEN R Goal left wing middle right (78 MITTUN O), 72.49 km/h	21 - 21	0	
47:35				5 SAGOSEN S for 30 BERGERUD T Empty goal
47:41				30 BERGERUD T for 23 JOHANNESSEN G Goalkeeper back
47:48		21 - 22	-1	19 BJORNSEN K Goal right wing bottom left (27 REINKIND H), 71.62 km/h
48:01	8 MIKKJALSSON P for 16 SATCHWELL N Empty goal			
48:05	16 SATCHWELL N for 10 JOHANSEN K Goalkeeper back			
48:43	17 AV TEIGUM H Goal right wing middle left (71 A SKIPAGOTU E)	22 - 22	0	
48:49				
48:45				23 JOHANNESSEN G for 30 BERGERUD T Empty goal
49:10		22 - 23	-1	71 BLONZ A Goal left wing top right (5 SAGOSEN S), 101.84 km/h
49:13	78 MITTUN O for 16 SATCHWELL N Empty goal			
49:26	16 SATCHWELL N for 25 POULSEN V Goalkeeper back			
49:53	79 RASMUSSEN T 7m received			11 OVERBY P 7m caused
50:03	71 A SKIPAGOTU E Goal Penalty shot bottom centre (79 RASMUSSEN T), 95.62 km/h	23 - 23	0	

Play by Play
 Match No: 21

Berlin

FAR 26 - 26 NOR
 (12 - 13) (14 - 13)

2nd HALF

Match Time	FAR - Faroe Islands	Score	Lead	NOR - Norway
50:26				30 BERGERUD T for 21 GULLERUD M Goalkeeper back
50:58		23 - 24	-1	27 REINKIND H Goal breakthrough bottom right, 103.78 km/h
51:00	78 MITTUN O for 16 SATCHWELL N Empty goal			
51:10	1 JACOBSEN P for 78 MITTUN O Goalkeeper back			
51:32	25 POULSEN V Technical Fault			
52:04		23 - 25	-2	5 SAGOSEN S Goal centre 6m middle left, 104.52 km/h
52:14	78 MITTUN O for 1 JACOBSEN P Empty goal			
52:56				11 OVERBY P Disqualification (red card-direct)
52:57				
52:56	1 JACOBSEN P for 10 JOHANSEN K Goalkeeper back			
53:14	17 AV TEIGUM H Shot right wing saved middle centre			
53:36				21 GULLERUD M for 30 BERGERUD T Empty goal
53:42				30 BERGERUD T for 71 BLONZ A Goalkeeper back
54:15	71 A SKIPAGOTU E 2-minutes suspension			
54:13				71 BLONZ A for 30 BERGERUD T Empty goal
54:16				
54:16				30 BERGERUD T for 71 BLONZ A Goalkeeper back
54:38				5 SAGOSEN S Shot centre 9m saved middle left
54:49	2 HOYDAL H for 1 JACOBSEN P Empty goal			
54:57				
55:11	Team timeout			
55:21	1 JACOBSEN P for 25 POULSEN V Goalkeeper back			
55:37	78 MITTUN O Shot centre 9m saved middle left			
56:05	30 MIKKELSEN T 7m caused			22 GRONDAHL T 7m received
56:16				
56:17		23 - 26	-3	71 BLONZ A Goal Penalty shot top centre (22 GRONDAHL T), 100.30 km/h
55:59	78 MITTUN O for 1 JACOBSEN P Empty goal			
56:51	1 JACOBSEN P for 78 MITTUN O Goalkeeper back			
57:04	25 POULSEN V Shot right 6m saved top left			
57:34				22 GRONDAHL T Shot centre 9m missed
57:46	71 A SKIPAGOTU E Shot centre 9m saved middle centre			
58:15				5 SAGOSEN S Shot right 6m saved middle right
58:23	9 HANSEN R 7m received			19 BJORNSEN K 7m caused
58:23				19 BJORNSEN K 2-minutes suspension
58:24				
58:23	71 A SKIPAGOTU E Goal Penalty shot bottom right, 109.40 km/h	24 - 26	-2	
58:23				44 GULLIKSEN K for 30 BERGERUD T Empty goal
58:46				30 BERGERUD T for 71 BLONZ A Goalkeeper back
59:29				27 REINKIND H Shot right 9m saved middle centre
59:38	9 HANSEN R Goal fast break middle right (25 POULSEN V), 90.13 km/h	25 - 26	-1	
59:39				23 JOHANNESSEN G for 30 BERGERUD T Empty goal
59:49				Team timeout
59:49				30 BERGERUD T for 24 O'SULLIVAN C Goalkeeper back
59:56	71 A SKIPAGOTU E Steal			27 REINKIND H Turnover
59:56				27 REINKIND H 2-minutes suspension
59:56	71 A SKIPAGOTU E 7m received			27 REINKIND H 7m caused
59:56	79 RASMUSSEN T for 1 JACOBSEN P Empty goal			
59:56	1 JACOBSEN P for 25 POULSEN V Goalkeeper back			
59:56	71 A SKIPAGOTU E Goal Penalty shot middle right, 116.22 km/h	26 - 26	0	
60:00				

Empty Goal Analysis

Match No: 21

FAR 26 - 26 NOR

(12 - 13) (14 - 13)

Referees: BRUNNER Arthur (SUI) / SALAH Morad (SUI)

ATTACKS DURING OWN EMPTY GOAL SITUATION

Players on Court	Attacks		Goals		Saves		Missed		Blocked		Post		Turnovers		Scoring Efficiency		Goals Against	
	FAR	NOR	FAR	NOR	FAR	NOR	FAR	NOR	FAR	NOR	FAR	NOR	FAR	NOR	FAR	NOR	FAR	NOR
7 Against 6	17	1	7	1	5		1		1		1		3		41	100	1	
6 Against 6	3	3		1	3								1	2	0	33		
Others	4	2	4	1		1									100	50		
Total:	24	6	11	3	8	1	1	1	1	1	1	4	2	46	50	1	1	1

GOALS/ATTACKS DURING OWN EMPTY GOAL SITUATION - ANALYSIS OF OCCURRENCE (in 5 min intervals)

Players on Court	1st Half											
	0-5		5-10		10-15		15-20		20-25		25-30	
	FAR	NOR	FAR	NOR	FAR	NOR	FAR	NOR	FAR	NOR	FAR	NOR
7 Against 6	0/2		0/1				2/2		0/1		0/1	
6 Against 6				0/1			0/1		0/1			
Others			1/1	1/1								
Total:	0/2		1/2	1/2			2/3		0/2		0/1	

Players on Court	2nd Half											
	30-35		35-40		40-45		45-50		50-55		55-60	
	FAR	NOR	FAR	NOR	FAR	NOR	FAR	NOR	FAR	NOR	FAR	NOR
7 Against 6	1/2		2/3		2/2		1/1	0/2			0/1	
6 Against 6							1/1				0/1	0/1
Others							2/2		0/1	1/1		
Total:	1/2		2/3		2/2		2/2	2/2	0/2	0/1	1/3	0/1

GOALS/ATTACKS DURING OWN EMPTY GOAL SITUATION - ANALYSIS BY DURATION

Team	<15 sec.	15-30 sec.	30-45 sec.	45-60 sec.	>60 sec.
FAR	1/1	1/2	5/9	0/3	4/9
NOR	1/1	2/5			

SUBSTITUTION SUMMARY

Players	FAR	NOR
Goalkeeper <-> Goalkeeper	2	0
Court Player <-> Goalkeeper	74	16
Court Player <-> Court Player	90	84
Total:	166	100

Line-Up Analysis

Match No: 21

Berlin

Attendance: 13.571

FAR 26 - 26 NOR

FAR - Faroe Islands

Lineup efficiency							Time Played	GF	GA
8 MIKKJALSSON P	9 HANSEN R	16 SATCHWELL N	17 AV TEIGUM H	71 A SKIPAGOTU E	78 MITTUN O	79 RASMUSSEN T	5:01	6	0
1 JACOBSEN P	9 HANSEN R	17 AV TEIGUM H	25 POULSEN V	30 MIKKELSEN T	71 A SKIPAGOTU E	79 RASMUSSEN T	4:35	2	1
8 MIKKJALSSON P	9 HANSEN R	16 SATCHWELL N	17 AV TEIGUM H	25 POULSEN V	30 MIKKELSEN T	79 RASMUSSEN T	4:05	0	4
8 MIKKJALSSON P	9 HANSEN R	17 AV TEIGUM H	25 POULSEN V	71 A SKIPAGOTU E	78 MITTUN O	79 RASMUSSEN T	3:07	0	0
1 JACOBSEN P	6 MORTENSEN L	17 AV TEIGUM H	25 POULSEN V	45 KROGH P	71 A SKIPAGOTU E	79 RASMUSSEN T	2:28	2	4
8 MIKKJALSSON P	16 SATCHWELL N	17 AV TEIGUM H	25 POULSEN V	30 MIKKELSEN T	71 A SKIPAGOTU E	79 RASMUSSEN T	2:19	2	0
6 MORTENSEN L	8 MIKKJALSSON P	17 AV TEIGUM H	25 POULSEN V	71 A SKIPAGOTU E	78 MITTUN O	79 RASMUSSEN T	2:18	0	1
8 MIKKJALSSON P	9 HANSEN R	16 SATCHWELL N	17 AV TEIGUM H	30 MIKKELSEN T	71 A SKIPAGOTU E	79 RASMUSSEN T	2:10	1	0
6 MORTENSEN L	8 MIKKJALSSON P	16 SATCHWELL N	17 AV TEIGUM H	25 POULSEN V	71 A SKIPAGOTU E	79 RASMUSSEN T	2:02	0	2
1 JACOBSEN P	17 AV TEIGUM H	25 POULSEN V	30 MIKKELSEN T	45 KROGH P	71 A SKIPAGOTU E	79 RASMUSSEN T	1:54	1	1
8 MIKKJALSSON P	9 HANSEN R	17 AV TEIGUM H	25 POULSEN V	30 MIKKELSEN T	71 A SKIPAGOTU E	79 RASMUSSEN T	1:23	0	0
9 HANSEN R	16 SATCHWELL N	17 AV TEIGUM H	25 POULSEN V	30 MIKKELSEN T	45 KROGH P	79 RASMUSSEN T	1:18	0	1
1 JACOBSEN P	10 JOHANSEN K	17 AV TEIGUM H	30 MIKKELSEN T	45 KROGH P	71 A SKIPAGOTU E	79 RASMUSSEN T	1:12	1	1
9 HANSEN R	16 SATCHWELL N	17 AV TEIGUM H	25 POULSEN V	71 A SKIPAGOTU E	78 MITTUN O	79 RASMUSSEN T	1:08	0	0
8 MIKKJALSSON P	17 AV TEIGUM H	25 POULSEN V	30 MIKKELSEN T	45 KROGH P	71 A SKIPAGOTU E	79 RASMUSSEN T	1:07	0	0
6 MORTENSEN L	8 MIKKJALSSON P	17 AV TEIGUM H	25 POULSEN V	30 MIKKELSEN T	71 A SKIPAGOTU E	79 RASMUSSEN T	1:05	0	0
1 JACOBSEN P	8 MIKKJALSSON P	9 HANSEN R	17 AV TEIGUM H	25 POULSEN V	71 A SKIPAGOTU E	79 RASMUSSEN T	1:04	0	1
2 HOYDAL H	9 HANSEN R	17 AV TEIGUM H	25 POULSEN V	71 A SKIPAGOTU E	78 MITTUN O	79 RASMUSSEN T	1:04	0	0
9 HANSEN R	16 SATCHWELL N	17 AV TEIGUM H	25 POULSEN V	30 MIKKELSEN T	71 A SKIPAGOTU E	79 RASMUSSEN T	1:00	0	2
2 HOYDAL H	6 MORTENSEN L	17 AV TEIGUM H	25 POULSEN V	30 MIKKELSEN T	45 KROGH P	71 A SKIPAGOTU E	0:57	0	0
8 MIKKJALSSON P	9 HANSEN R	16 SATCHWELL N	17 AV TEIGUM H	25 POULSEN V	78 MITTUN O	79 RASMUSSEN T	0:55	1	1
8 MIKKJALSSON P	9 HANSEN R	10 JOHANSEN K	17 AV TEIGUM H	71 A SKIPAGOTU E	78 MITTUN O	79 RASMUSSEN T	0:54	0	0
8 MIKKJALSSON P	9 HANSEN R	16 SATCHWELL N	17 AV TEIGUM H	25 POULSEN V	71 A SKIPAGOTU E	79 RASMUSSEN T	0:52	0	1
1 JACOBSEN P	10 JOHANSEN K	17 AV TEIGUM H	25 POULSEN V	30 MIKKELSEN T	71 A SKIPAGOTU E	79 RASMUSSEN T	0:47	1	0
8 MIKKJALSSON P	9 HANSEN R	16 SATCHWELL N	25 POULSEN V	71 A SKIPAGOTU E	78 MITTUN O	79 RASMUSSEN T	0:46	0	1
1 JACOBSEN P	6 MORTENSEN L	8 MIKKJALSSON P	17 AV TEIGUM H	25 POULSEN V	45 KROGH P	79 RASMUSSEN T	0:45	0	1
8 MIKKJALSSON P	9 HANSEN R	16 SATCHWELL N	25 POULSEN V	30 MIKKELSEN T	71 A SKIPAGOTU E	79 RASMUSSEN T	0:44	2	1
9 HANSEN R	17 AV TEIGUM H	25 POULSEN V	30 MIKKELSEN T	71 A SKIPAGOTU E	78 MITTUN O	79 RASMUSSEN T	0:43	0	1
1 JACOBSEN P	6 MORTENSEN L	8 MIKKJALSSON P	17 AV TEIGUM H	25 POULSEN V	71 A SKIPAGOTU E	79 RASMUSSEN T	0:42	2	0
1 JACOBSEN P	2 HOYDAL H	6 MORTENSEN L	17 AV TEIGUM H	25 POULSEN V	30 MIKKELSEN T	45 KROGH P	0:39	0	1
2 HOYDAL H	10 JOHANSEN K	17 AV TEIGUM H	25 POULSEN V	30 MIKKELSEN T	45 KROGH P	71 A SKIPAGOTU E	0:37	0	0
6 MORTENSEN L	16 SATCHWELL N	17 AV TEIGUM H	25 POULSEN V	71 A SKIPAGOTU E	78 MITTUN O	79 RASMUSSEN T	0:37	0	0
6 MORTENSEN L	10 JOHANSEN K	17 AV TEIGUM H	25 POULSEN V	30 MIKKELSEN T	71 A SKIPAGOTU E	79 RASMUSSEN T	0:34	0	0
16 SATCHWELL N	17 AV TEIGUM H	25 POULSEN V	30 MIKKELSEN T	71 A SKIPAGOTU E	78 MITTUN O	79 RASMUSSEN T	0:34	0	0
2 HOYDAL H	6 MORTENSEN L	8 MIKKJALSSON P	16 SATCHWELL N	17 AV TEIGUM H	25 POULSEN V	30 MIKKELSEN T	0:33	0	0
2 HOYDAL H	6 MORTENSEN L	8 MIKKJALSSON P	16 SATCHWELL N	17 AV TEIGUM H	25 POULSEN V	78 MITTUN O	0:30	1	0
2 HOYDAL H	6 MORTENSEN L	8 MIKKJALSSON P	16 SATCHWELL N	17 AV TEIGUM H	25 POULSEN V	71 A SKIPAGOTU E	0:30	0	0
6 MORTENSEN L	8 MIKKJALSSON P	17 AV TEIGUM H	25 POULSEN V	71 A SKIPAGOTU E	75 A SKIPAGOTU R	78 MITTUN O	0:26	0	0
2 HOYDAL H	6 MORTENSEN L	8 MIKKJALSSON P	17 AV TEIGUM H	25 POULSEN V	71 A SKIPAGOTU E	78 MITTUN O	0:24	0	0
1 JACOBSEN P	9 HANSEN R	17 AV TEIGUM H	30 MIKKELSEN T	71 A SKIPAGOTU E	78 MITTUN O	79 RASMUSSEN T	0:24	1	0
1 JACOBSEN P	2 HOYDAL H	8 MIKKJALSSON P	17 AV TEIGUM H	25 POULSEN V	30 MIKKELSEN T	78 MITTUN O	0:23	0	0
6 MORTENSEN L	17 AV TEIGUM H	25 POULSEN V	45 KROGH P	71 A SKIPAGOTU E	78 MITTUN O	79 RASMUSSEN T	0:22	0	0
6 MORTENSEN L	8 MIKKJALSSON P	9 HANSEN R	17 AV TEIGUM H	25 POULSEN V	71 A SKIPAGOTU E	79 RASMUSSEN T	0:20	0	0
6 MORTENSEN L	9 HANSEN R	16 SATCHWELL N	17 AV TEIGUM H	25 POULSEN V	78 MITTUN O	79 RASMUSSEN T	0:20	0	0
1 JACOBSEN P	2 HOYDAL H	9 HANSEN R	17 AV TEIGUM H	71 A SKIPAGOTU E	78 MITTUN O	79 RASMUSSEN T	0:19	0	0
6 MORTENSEN L	10 JOHANSEN K	17 AV TEIGUM H	25 POULSEN V	71 A SKIPAGOTU E	78 MITTUN O	79 RASMUSSEN T	0:17	0	0
1 JACOBSEN P	2 HOYDAL H	9 HANSEN R	17 AV TEIGUM H	25 POULSEN V	71 A SKIPAGOTU E	79 RASMUSSEN T	0:15	0	0
2 HOYDAL H	10 JOHANSEN K	17 AV TEIGUM H	30 MIKKELSEN T	45 KROGH P	71 A SKIPAGOTU E	79 RASMUSSEN T	0:13	0	0
1 JACOBSEN P	2 HOYDAL H	6 MORTENSEN L	8 MIKKJALSSON P	17 AV TEIGUM H	25 POULSEN V	78 MITTUN O	0:13	1	0
2 HOYDAL H	8 MIKKJALSSON P	16 SATCHWELL N	17 AV TEIGUM H	25 POULSEN V	30 MIKKELSEN T	71 A SKIPAGOTU E	0:13	0	0
6 MORTENSEN L	9 HANSEN R	17 AV TEIGUM H	25 POULSEN V	71 A SKIPAGOTU E	78 MITTUN O	79 RASMUSSEN T	0:13	0	0
6 MORTENSEN L	9 HANSEN R	16 SATCHWELL N	17 AV TEIGUM H	25 POULSEN V	30 MIKKELSEN T	79 RASMUSSEN T	0:12	1	0
9 HANSEN R	10 JOHANSEN K	16 SATCHWELL N	17 AV TEIGUM H	71 A SKIPAGOTU E	78 MITTUN O	79 RASMUSSEN T	0:11	0	0
1 JACOBSEN P	6 MORTENSEN L	17 AV TEIGUM H	25 POULSEN V	30 MIKKELSEN T	78 MITTUN O	79 RASMUSSEN T	0:09	0	1
2 HOYDAL H	6 MORTENSEN L	8 MIKKJALSSON P	17 AV TEIGUM H	25 POULSEN V	45 KROGH P	71 A SKIPAGOTU E	0:09	0	0
8 MIKKJALSSON P	16 SATCHWELL N	17 AV TEIGUM H	25 POULSEN V	71 A SKIPAGOTU E	78 MITTUN O	79 RASMUSSEN T	0:09	0	0
8 MIKKJALSSON P	9 HANSEN R	16 SATCHWELL N	30 MIKKELSEN T	71 A SKIPAGOTU E	78 MITTUN O	79 RASMUSSEN T	0:08	0	0
8 MIKKJALSSON P	17 AV TEIGUM H	25 POULSEN V	30 MIKKELSEN T	71 A SKIPAGOTU E	78 MITTUN O	79 RASMUSSEN T	0:07	0	0
1 JACOBSEN P	6 MORTENSEN L	17 AV TEIGUM H	25 POULSEN V	30 MIKKELSEN T	45 KROGH P	79 RASMUSSEN T	0:07	0	0
16 SATCHWELL N	17 AV TEIGUM H	25 POULSEN V	30 MIKKELSEN T	45 KROGH P	71 A SKIPAGOTU E	79 RASMUSSEN T	0:07	0	0
1 JACOBSEN P	9 HANSEN R	17 AV TEIGUM H	25 POULSEN V	30 MIKKELSEN T	71 A SKIPAGOTU E	78 MITTUN O	0:07	0	0
10 JOHANSEN K	17 AV TEIGUM H	30 MIKKELSEN T	45 KROGH P	71 A SKIPAGOTU E	78 MITTUN O	79 RASMUSSEN T	0:06	0	0
2 HOYDAL H	9 HANSEN R	17 AV TEIGUM H	25 POULSEN V	30 MIKKELSEN T	71 A SKIPAGOTU E	79 RASMUSSEN T	0:06	0	0
6 MORTENSEN L	8 MIKKJALSSON P	17 AV TEIGUM H	25 POULSEN V	45 KROGH P	71 A SKIPAGOTU E	79 RASMUSSEN T	0:05	0	0
2 HOYDAL H	6 MORTENSEN L	8 MIKKJALSSON P	17 AV TEIGUM H	25 POULSEN V	30 MIKKELSEN T	45 KROGH P	0:05	0	0
9 HANSEN R	16 SATCHWELL N	17 AV TEIGUM H	25 POULSEN V	45 KROGH P	71 A SKIPAGOTU E	79 RASMUSSEN T	0:05	1	0

Line-Up Analysis

Match No: 21

Berlin

Attendance: 13.571

FAR 26 - 26 NOR

FAR - Faroe Islands

Score development								Time Played	G Diff.
8 MIKKJALSSON P	9 HANSEN R	16 SATCHWELL N	17 AV TEIGUM H	71 A SKIPAGOTU E	78 MITTUN O	79 RASMUSSEN T	5:01	+6	
1 JACOBSEN P	6 MORTENSEN L	8 MIKKJALSSON P	17 AV TEIGUM H	25 POULSEN V	71 A SKIPAGOTU E	79 RASMUSSEN T	0:42	+2	
8 MIKKJALSSON P	16 SATCHWELL N	17 AV TEIGUM H	25 POULSEN V	30 MIKKELSEN T	71 A SKIPAGOTU E	79 RASMUSSEN T	2:19	+2	
9 HANSEN R	16 SATCHWELL N	17 AV TEIGUM H	25 POULSEN V	45 KROGH P	71 A SKIPAGOTU E	79 RASMUSSEN T	0:05	+1	
6 MORTENSEN L	9 HANSEN R	16 SATCHWELL N	17 AV TEIGUM H	25 POULSEN V	30 MIKKELSEN T	79 RASMUSSEN T	0:12	+1	
1 JACOBSEN P	2 HOYDAL H	6 MORTENSEN L	8 MIKKJALSSON P	17 AV TEIGUM H	25 POULSEN V	78 MITTUN O	0:13	+1	
1 JACOBSEN P	9 HANSEN R	17 AV TEIGUM H	30 MIKKELSEN T	71 A SKIPAGOTU E	78 MITTUN O	79 RASMUSSEN T	0:24	+1	
2 HOYDAL H	6 MORTENSEN L	8 MIKKJALSSON P	16 SATCHWELL N	17 AV TEIGUM H	25 POULSEN V	78 MITTUN O	0:30	+1	
8 MIKKJALSSON P	9 HANSEN R	16 SATCHWELL N	25 POULSEN V	30 MIKKELSEN T	71 A SKIPAGOTU E	79 RASMUSSEN T	0:44	+1	
1 JACOBSEN P	10 JOHANSEN K	17 AV TEIGUM H	25 POULSEN V	30 MIKKELSEN T	71 A SKIPAGOTU E	79 RASMUSSEN T	0:47	+1	
8 MIKKJALSSON P	9 HANSEN R	16 SATCHWELL N	17 AV TEIGUM H	30 MIKKELSEN T	71 A SKIPAGOTU E	79 RASMUSSEN T	2:10	+1	
1 JACOBSEN P	9 HANSEN R	17 AV TEIGUM H	25 POULSEN V	30 MIKKELSEN T	71 A SKIPAGOTU E	79 RASMUSSEN T	4:35	+1	
6 MORTENSEN L	8 MIKKJALSSON P	17 AV TEIGUM H	25 POULSEN V	45 KROGH P	71 A SKIPAGOTU E	79 RASMUSSEN T	0:05	0	
2 HOYDAL H	6 MORTENSEN L	8 MIKKJALSSON P	17 AV TEIGUM H	25 POULSEN V	30 MIKKELSEN T	45 KROGH P	0:05	0	
10 JOHANSEN K	17 AV TEIGUM H	30 MIKKELSEN T	45 KROGH P	71 A SKIPAGOTU E	78 MITTUN O	79 RASMUSSEN T	0:06	0	
2 HOYDAL H	9 HANSEN R	17 AV TEIGUM H	25 POULSEN V	30 MIKKELSEN T	71 A SKIPAGOTU E	79 RASMUSSEN T	0:06	0	
8 MIKKJALSSON P	17 AV TEIGUM H	25 POULSEN V	30 MIKKELSEN T	71 A SKIPAGOTU E	78 MITTUN O	79 RASMUSSEN T	0:07	0	
1 JACOBSEN P	6 MORTENSEN L	17 AV TEIGUM H	25 POULSEN V	30 MIKKELSEN T	45 KROGH P	79 RASMUSSEN T	0:07	0	
16 SATCHWELL N	17 AV TEIGUM H	25 POULSEN V	30 MIKKELSEN T	45 KROGH P	71 A SKIPAGOTU E	79 RASMUSSEN T	0:07	0	
1 JACOBSEN P	9 HANSEN R	17 AV TEIGUM H	25 POULSEN V	30 MIKKELSEN T	71 A SKIPAGOTU E	78 MITTUN O	0:07	0	
8 MIKKJALSSON P	9 HANSEN R	16 SATCHWELL N	30 MIKKELSEN T	71 A SKIPAGOTU E	78 MITTUN O	79 RASMUSSEN T	0:08	0	
2 HOYDAL H	6 MORTENSEN L	8 MIKKJALSSON P	17 AV TEIGUM H	25 POULSEN V	45 KROGH P	71 A SKIPAGOTU E	0:09	0	
8 MIKKJALSSON P	16 SATCHWELL N	17 AV TEIGUM H	25 POULSEN V	71 A SKIPAGOTU E	78 MITTUN O	79 RASMUSSEN T	0:09	0	
9 HANSEN R	10 JOHANSEN K	16 SATCHWELL N	17 AV TEIGUM H	71 A SKIPAGOTU E	78 MITTUN O	79 RASMUSSEN T	0:11	0	
2 HOYDAL H	10 JOHANSEN K	17 AV TEIGUM H	30 MIKKELSEN T	45 KROGH P	71 A SKIPAGOTU E	79 RASMUSSEN T	0:13	0	
2 HOYDAL H	8 MIKKJALSSON P	16 SATCHWELL N	17 AV TEIGUM H	25 POULSEN V	30 MIKKELSEN T	71 A SKIPAGOTU E	0:13	0	
6 MORTENSEN L	9 HANSEN R	17 AV TEIGUM H	25 POULSEN V	71 A SKIPAGOTU E	78 MITTUN O	79 RASMUSSEN T	0:13	0	
1 JACOBSEN P	2 HOYDAL H	9 HANSEN R	17 AV TEIGUM H	25 POULSEN V	71 A SKIPAGOTU E	79 RASMUSSEN T	0:15	0	
6 MORTENSEN L	10 JOHANSEN K	17 AV TEIGUM H	25 POULSEN V	71 A SKIPAGOTU E	78 MITTUN O	79 RASMUSSEN T	0:17	0	
1 JACOBSEN P	2 HOYDAL H	9 HANSEN R	17 AV TEIGUM H	71 A SKIPAGOTU E	78 MITTUN O	79 RASMUSSEN T	0:19	0	
6 MORTENSEN L	8 MIKKJALSSON P	9 HANSEN R	17 AV TEIGUM H	25 POULSEN V	71 A SKIPAGOTU E	79 RASMUSSEN T	0:20	0	
6 MORTENSEN L	9 HANSEN R	16 SATCHWELL N	17 AV TEIGUM H	25 POULSEN V	78 MITTUN O	79 RASMUSSEN T	0:20	0	
6 MORTENSEN L	17 AV TEIGUM H	25 POULSEN V	45 KROGH P	71 A SKIPAGOTU E	78 MITTUN O	79 RASMUSSEN T	0:22	0	
1 JACOBSEN P	2 HOYDAL H	8 MIKKJALSSON P	17 AV TEIGUM H	25 POULSEN V	30 MIKKELSEN T	78 MITTUN O	0:23	0	
2 HOYDAL H	6 MORTENSEN L	8 MIKKJALSSON P	17 AV TEIGUM H	25 POULSEN V	71 A SKIPAGOTU E	78 MITTUN O	0:24	0	
6 MORTENSEN L	8 MIKKJALSSON P	17 AV TEIGUM H	25 POULSEN V	71 A SKIPAGOTU E	75 A SKIPAGOTU R	78 MITTUN O	0:26	0	
2 HOYDAL H	6 MORTENSEN L	8 MIKKJALSSON P	16 SATCHWELL N	17 AV TEIGUM H	25 POULSEN V	71 A SKIPAGOTU E	0:30	0	
2 HOYDAL H	6 MORTENSEN L	8 MIKKJALSSON P	16 SATCHWELL N	17 AV TEIGUM H	25 POULSEN V	30 MIKKELSEN T	0:33	0	
6 MORTENSEN L	10 JOHANSEN K	17 AV TEIGUM H	25 POULSEN V	30 MIKKELSEN T	71 A SKIPAGOTU E	79 RASMUSSEN T	0:34	0	
16 SATCHWELL N	17 AV TEIGUM H	25 POULSEN V	30 MIKKELSEN T	71 A SKIPAGOTU E	78 MITTUN O	79 RASMUSSEN T	0:34	0	
2 HOYDAL H	10 JOHANSEN K	17 AV TEIGUM H	25 POULSEN V	30 MIKKELSEN T	45 KROGH P	71 A SKIPAGOTU E	0:37	0	
6 MORTENSEN L	16 SATCHWELL N	17 AV TEIGUM H	25 POULSEN V	71 A SKIPAGOTU E	78 MITTUN O	79 RASMUSSEN T	0:37	0	
8 MIKKJALSSON P	9 HANSEN R	10 JOHANSEN K	17 AV TEIGUM H	71 A SKIPAGOTU E	78 MITTUN O	79 RASMUSSEN T	0:54	0	
8 MIKKJALSSON P	9 HANSEN R	16 SATCHWELL N	17 AV TEIGUM H	25 POULSEN V	78 MITTUN O	79 RASMUSSEN T	0:55	0	
2 HOYDAL H	6 MORTENSEN L	17 AV TEIGUM H	25 POULSEN V	30 MIKKELSEN T	45 KROGH P	71 A SKIPAGOTU E	0:57	0	
2 HOYDAL H	9 HANSEN R	17 AV TEIGUM H	25 POULSEN V	71 A SKIPAGOTU E	78 MITTUN O	79 RASMUSSEN T	1:04	0	
6 MORTENSEN L	8 MIKKJALSSON P	17 AV TEIGUM H	25 POULSEN V	30 MIKKELSEN T	71 A SKIPAGOTU E	79 RASMUSSEN T	1:05	0	
8 MIKKJALSSON P	17 AV TEIGUM H	25 POULSEN V	30 MIKKELSEN T	45 KROGH P	71 A SKIPAGOTU E	79 RASMUSSEN T	1:07	0	
9 HANSEN R	16 SATCHWELL N	17 AV TEIGUM H	25 POULSEN V	71 A SKIPAGOTU E	78 MITTUN O	79 RASMUSSEN T	1:08	0	
1 JACOBSEN P	10 JOHANSEN K	17 AV TEIGUM H	30 MIKKELSEN T	45 KROGH P	71 A SKIPAGOTU E	79 RASMUSSEN T	1:12	0	
8 MIKKJALSSON P	9 HANSEN R	17 AV TEIGUM H	25 POULSEN V	30 MIKKELSEN T	71 A SKIPAGOTU E	79 RASMUSSEN T	1:23	0	
1 JACOBSEN P	17 AV TEIGUM H	25 POULSEN V	30 MIKKELSEN T	45 KROGH P	71 A SKIPAGOTU E	79 RASMUSSEN T	1:54	0	
8 MIKKJALSSON P	9 HANSEN R	17 AV TEIGUM H	25 POULSEN V	71 A SKIPAGOTU E	78 MITTUN O	79 RASMUSSEN T	3:07	0	
1 JACOBSEN P	6 MORTENSEN L	17 AV TEIGUM H	25 POULSEN V	30 MIKKELSEN T	78 MITTUN O	79 RASMUSSEN T	0:09	-1	
1 JACOBSEN P	2 HOYDAL H	6 MORTENSEN L	17 AV TEIGUM H	25 POULSEN V	30 MIKKELSEN T	45 KROGH P	0:39	-1	
9 HANSEN R	17 AV TEIGUM H	25 POULSEN V	30 MIKKELSEN T	71 A SKIPAGOTU E	78 MITTUN O	79 RASMUSSEN T	0:43	-1	
1 JACOBSEN P	6 MORTENSEN L	8 MIKKJALSSON P	17 AV TEIGUM H	25 POULSEN V	45 KROGH P	79 RASMUSSEN T	0:45	-1	
8 MIKKJALSSON P	9 HANSEN R	16 SATCHWELL N	25 POULSEN V	71 A SKIPAGOTU E	78 MITTUN O	79 RASMUSSEN T	0:46	-1	
8 MIKKJALSSON P	9 HANSEN R	16 SATCHWELL N	17 AV TEIGUM H	25 POULSEN V	71 A SKIPAGOTU E	79 RASMUSSEN T	0:52	-1	
1 JACOBSEN P	8 MIKKJALSSON P	9 HANSEN R	17 AV TEIGUM H	25 POULSEN V	71 A SKIPAGOTU E	79 RASMUSSEN T	1:04	-1	
9 HANSEN R	16 SATCHWELL N	17 AV TEIGUM H	25 POULSEN V	30 MIKKELSEN T	45 KROGH P	79 RASMUSSEN T	1:18	-1	
6 MORTENSEN L	8 MIKKJALSSON P	17 AV TEIGUM H	25 POULSEN V	71 A SKIPAGOTU E	78 MITTUN O	79 RASMUSSEN T	2:18	-1	
9 HANSEN R	16 SATCHWELL N	17 AV TEIGUM H	25 POULSEN V	30 MIKKELSEN T	71 A SKIPAGOTU E	79 RASMUSSEN T	1:00	-2	
6 MORTENSEN L	8 MIKKJALSSON P	16 SATCHWELL N	17 AV TEIGUM H	25 POULSEN V	71 A SKIPAGOTU E	79 RASMUSSEN T	2:02	-2	
1 JACOBSEN P	6 MORTENSEN L	17 AV TEIGUM H	25 POULSEN V	45 KROGH P	71 A SKIPAGOTU E	79 RASMUSSEN T	2:28	-2	
8 MIKKJALSSON P	9 HANSEN R	16 SATCHWELL N	17 AV TEIGUM H	25 POULSEN V	30 MIKKELSEN T	79 RASMUSSEN T	4:05	-4	

Line-Up Analysis
Match No: 21

Berlin

Attendance: 13.571

FAR 26 - 26 NOR

FAR - Faroe Islands

Empty Net								Time Played	GF	GA
8 MIKKJALSSON P	9 HANSEN R	17 AV TEIGUM H	25 POULSEN V	71 A SKIPAGOTU E	78 MITTUN O	79 RASMUSSEN T	3:07	0	0	
6 MORTENSEN L	8 MIKKJALSSON P	17 AV TEIGUM H	25 POULSEN V	71 A SKIPAGOTU E	78 MITTUN O	79 RASMUSSEN T	2:18	0	1	
8 MIKKJALSSON P	9 HANSEN R	17 AV TEIGUM H	25 POULSEN V	30 MIKKELSEN T	71 A SKIPAGOTU E	79 RASMUSSEN T	1:23	0	0	
8 MIKKJALSSON P	17 AV TEIGUM H	25 POULSEN V	30 MIKKELSEN T	45 KROGH P	71 A SKIPAGOTU E	79 RASMUSSEN T	1:07	0	0	
6 MORTENSEN L	8 MIKKJALSSON P	17 AV TEIGUM H	25 POULSEN V	30 MIKKELSEN T	71 A SKIPAGOTU E	79 RASMUSSEN T	1:05	0	0	
2 HOYDAL H	9 HANSEN R	17 AV TEIGUM H	25 POULSEN V	71 A SKIPAGOTU E	78 MITTUN O	79 RASMUSSEN T	1:04	0	0	
2 HOYDAL H	6 MORTENSEN L	17 AV TEIGUM H	25 POULSEN V	30 MIKKELSEN T	45 KROGH P	71 A SKIPAGOTU E	0:57	0	0	
8 MIKKJALSSON P	9 HANSEN R	10 JOHANSEN K	17 AV TEIGUM H	71 A SKIPAGOTU E	78 MITTUN O	79 RASMUSSEN T	0:54	0	0	
9 HANSEN R	17 AV TEIGUM H	25 POULSEN V	30 MIKKELSEN T	71 A SKIPAGOTU E	78 MITTUN O	79 RASMUSSEN T	0:43	0	1	
2 HOYDAL H	10 JOHANSEN K	17 AV TEIGUM H	25 POULSEN V	30 MIKKELSEN T	45 KROGH P	71 A SKIPAGOTU E	0:37	0	0	
6 MORTENSEN L	10 JOHANSEN K	17 AV TEIGUM H	25 POULSEN V	30 MIKKELSEN T	71 A SKIPAGOTU E	79 RASMUSSEN T	0:34	0	0	
6 MORTENSEN L	8 MIKKJALSSON P	17 AV TEIGUM H	25 POULSEN V	71 A SKIPAGOTU E	75 A SKIPAGOTU R	78 MITTUN O	0:26	0	0	
2 HOYDAL H	6 MORTENSEN L	8 MIKKJALSSON P	17 AV TEIGUM H	25 POULSEN V	71 A SKIPAGOTU E	78 MITTUN O	0:24	0	0	
6 MORTENSEN L	17 AV TEIGUM H	25 POULSEN V	45 KROGH P	71 A SKIPAGOTU E	78 MITTUN O	79 RASMUSSEN T	0:22	0	0	
6 MORTENSEN L	8 MIKKJALSSON P	9 HANSEN R	17 AV TEIGUM H	25 POULSEN V	71 A SKIPAGOTU E	79 RASMUSSEN T	0:20	0	0	
6 MORTENSEN L	10 JOHANSEN K	17 AV TEIGUM H	25 POULSEN V	71 A SKIPAGOTU E	78 MITTUN O	79 RASMUSSEN T	0:17	0	0	
2 HOYDAL H	10 JOHANSEN K	17 AV TEIGUM H	30 MIKKELSEN T	45 KROGH P	71 A SKIPAGOTU E	79 RASMUSSEN T	0:13	0	0	
6 MORTENSEN L	9 HANSEN R	17 AV TEIGUM H	25 POULSEN V	71 A SKIPAGOTU E	78 MITTUN O	79 RASMUSSEN T	0:13	0	0	
2 HOYDAL H	6 MORTENSEN L	8 MIKKJALSSON P	17 AV TEIGUM H	25 POULSEN V	45 KROGH P	71 A SKIPAGOTU E	0:09	0	0	
8 MIKKJALSSON P	17 AV TEIGUM H	25 POULSEN V	30 MIKKELSEN T	71 A SKIPAGOTU E	78 MITTUN O	79 RASMUSSEN T	0:07	0	0	
10 JOHANSEN K	17 AV TEIGUM H	30 MIKKELSEN T	45 KROGH P	71 A SKIPAGOTU E	78 MITTUN O	79 RASMUSSEN T	0:06	0	0	
2 HOYDAL H	9 HANSEN R	17 AV TEIGUM H	25 POULSEN V	30 MIKKELSEN T	71 A SKIPAGOTU E	79 RASMUSSEN T	0:06	0	0	
6 MORTENSEN L	8 MIKKJALSSON P	17 AV TEIGUM H	25 POULSEN V	45 KROGH P	71 A SKIPAGOTU E	79 RASMUSSEN T	0:05	0	0	
2 HOYDAL H	6 MORTENSEN L	8 MIKKJALSSON P	17 AV TEIGUM H	25 POULSEN V	30 MIKKELSEN T	45 KROGH P	0:05	0	0	

Line-Up Analysis

Match No: 21

FAR 26 - 26 NOR

NOR - Norway

Lineup efficiency								Time Played	GF	GA						
3	AGA V	5	SAGOSEN S	11	OVERBY P	19	BJORNSEN K	27	REINKIND H	30	BERGERUD T	71	BLONZ A	5:40	3	3
3	AGA V	19	BJORNSEN K	21	GULLERUD M	23	JOHANNESSEN G	27	REINKIND H	30	BERGERUD T	71	BLONZ A	4:33	1	1
3	AGA V	5	SAGOSEN S	11	OVERBY P	30	BERGERUD T	44	GULLIKSEN K	71	BLONZ A	77	ROD M	3:46	0	1
5	SAGOSEN S	21	GULLERUD M	24	O'SULLIVAN C	30	BERGERUD T	44	GULLIKSEN K	71	BLONZ A	77	ROD M	3:15	3	2
3	AGA V	5	SAGOSEN S	19	BJORNSEN K	21	GULLERUD M	27	REINKIND H	30	BERGERUD T	71	BLONZ A	3:12	2	2
3	AGA V	5	SAGOSEN S	21	GULLERUD M	30	BERGERUD T	44	GULLIKSEN K	71	BLONZ A	77	ROD M	3:10	2	0
3	AGA V	11	OVERBY P	23	JOHANNESSEN G	30	BERGERUD T	44	GULLIKSEN K	71	BLONZ A	77	ROD M	3:00	2	2
5	SAGOSEN S	11	OVERBY P	19	BJORNSEN K	23	JOHANNESSEN G	27	REINKIND H	30	BERGERUD T	71	BLONZ A	2:39	0	1
5	SAGOSEN S	19	BJORNSEN K	21	GULLERUD M	23	JOHANNESSEN G	27	REINKIND H	30	BERGERUD T	71	BLONZ A	2:27	2	1
3	AGA V	21	GULLERUD M	23	JOHANNESSEN G	30	BERGERUD T	44	GULLIKSEN K	71	BLONZ A	77	ROD M	2:23	2	1
5	SAGOSEN S	11	OVERBY P	23	JOHANNESSEN G	27	REINKIND H	30	BERGERUD T	44	GULLIKSEN K	71	BLONZ A	2:02	0	0
5	SAGOSEN S	11	OVERBY P	23	JOHANNESSEN G	30	BERGERUD T	44	GULLIKSEN K	71	BLONZ A	77	ROD M	1:48	0	1
5	SAGOSEN S	21	GULLERUD M	23	JOHANNESSEN G	27	REINKIND H	30	BERGERUD T	44	GULLIKSEN K	71	BLONZ A	1:30	0	1
5	SAGOSEN S	11	OVERBY P	21	GULLERUD M	23	JOHANNESSEN G	44	GULLIKSEN K	71	BLONZ A	77	ROD M	1:24	0	0
5	SAGOSEN S	21	GULLERUD M	23	JOHANNESSEN G	30	BERGERUD T	44	GULLIKSEN K	71	BLONZ A	77	ROD M	1:22	0	2
3	AGA V	5	SAGOSEN S	11	OVERBY P	19	BJORNSEN K	21	GULLERUD M	27	REINKIND H	71	BLONZ A	1:17	1	1
5	SAGOSEN S	11	OVERBY P	19	BJORNSEN K	21	GULLERUD M	27	REINKIND H	30	BERGERUD T	71	BLONZ A	1:15	2	1
3	AGA V	5	SAGOSEN S	21	GULLERUD M	23	JOHANNESSEN G	27	REINKIND H	30	BERGERUD T	71	BLONZ A	1:13	0	0
3	AGA V	11	OVERBY P	23	JOHANNESSEN G	27	REINKIND H	30	BERGERUD T	44	GULLIKSEN K	71	BLONZ A	1:11	1	1
3	AGA V	11	OVERBY P	19	BJORNSEN K	24	O'SULLIVAN C	27	REINKIND H	30	BERGERUD T	71	BLONZ A	1:01	0	0
5	SAGOSEN S	11	OVERBY P	19	BJORNSEN K	21	GULLERUD M	22	GRONDAHL T	27	REINKIND H	30	BERGERUD T	0:56	0	0
5	SAGOSEN S	19	BJORNSEN K	21	GULLERUD M	23	JOHANNESSEN G	30	BERGERUD T	44	GULLIKSEN K	71	BLONZ A	0:50	0	1
11	OVERBY P	19	BJORNSEN K	21	GULLERUD M	23	JOHANNESSEN G	27	REINKIND H	30	BERGERUD T	71	BLONZ A	0:47	0	1
5	SAGOSEN S	11	OVERBY P	21	GULLERUD M	23	JOHANNESSEN G	30	BERGERUD T	71	BLONZ A	77	ROD M	0:45	1	1
3	AGA V	5	SAGOSEN S	11	OVERBY P	22	GRONDAHL T	30	BERGERUD T	44	GULLIKSEN K	77	ROD M	0:45	1	0
3	AGA V	11	OVERBY P	19	BJORNSEN K	21	GULLERUD M	27	REINKIND H	30	BERGERUD T	71	BLONZ A	0:43	0	0
3	AGA V	5	SAGOSEN S	11	OVERBY P	23	JOHANNESSEN G	30	BERGERUD T	44	GULLIKSEN K	71	BLONZ A	0:40	0	0
5	SAGOSEN S	11	OVERBY P	22	GRONDAHL T	30	BERGERUD T	44	GULLIKSEN K	71	BLONZ A	77	ROD M	0:37	0	0
5	SAGOSEN S	11	OVERBY P	19	BJORNSEN K	24	O'SULLIVAN C	27	REINKIND H	30	BERGERUD T	71	BLONZ A	0:37	0	0
5	SAGOSEN S	11	OVERBY P	21	GULLERUD M	30	BERGERUD T	44	GULLIKSEN K	71	BLONZ A	77	ROD M	0:32	0	0
5	SAGOSEN S	19	BJORNSEN K	21	GULLERUD M	22	GRONDAHL T	24	O'SULLIVAN C	27	REINKIND H	30	BERGERUD T	0:32	0	0
5	SAGOSEN S	11	OVERBY P	19	BJORNSEN K	21	GULLERUD M	23	JOHANNESSEN G	27	REINKIND H	71	BLONZ A	0:30	0	0
5	SAGOSEN S	11	OVERBY P	19	BJORNSEN K	21	GULLERUD M	24	O'SULLIVAN C	27	REINKIND H	30	BERGERUD T	0:30	0	0
5	SAGOSEN S	19	BJORNSEN K	21	GULLERUD M	22	GRONDAHL T	27	REINKIND H	30	BERGERUD T	71	BLONZ A	0:25	0	0
5	SAGOSEN S	11	OVERBY P	19	BJORNSEN K	22	GRONDAHL T	27	REINKIND H	30	BERGERUD T	71	BLONZ A	0:23	1	0
5	SAGOSEN S	19	BJORNSEN K	21	GULLERUD M	24	O'SULLIVAN C	27	REINKIND H	30	BERGERUD T	71	BLONZ A	0:20	0	1
3	AGA V	5	SAGOSEN S	19	BJORNSEN K	24	O'SULLIVAN C	27	REINKIND H	30	BERGERUD T	71	BLONZ A	0:15	0	0
5	SAGOSEN S	19	BJORNSEN K	21	GULLERUD M	24	O'SULLIVAN C	27	REINKIND H	44	GULLIKSEN K	71	BLONZ A	0:15	0	0
5	SAGOSEN S	19	BJORNSEN K	21	GULLERUD M	24	O'SULLIVAN C	27	REINKIND H	30	BERGERUD T	44	GULLIKSEN K	0:14	0	1
3	AGA V	5	SAGOSEN S	21	GULLERUD M	23	JOHANNESSEN G	30	BERGERUD T	71	BLONZ A	77	ROD M	0:12	0	0
3	AGA V	11	OVERBY P	19	BJORNSEN K	23	JOHANNESSEN G	27	REINKIND H	30	BERGERUD T	71	BLONZ A	0:12	1	0
5	SAGOSEN S	11	OVERBY P	21	GULLERUD M	22	GRONDAHL T	30	BERGERUD T	44	GULLIKSEN K	77	ROD M	0:11	0	0
5	SAGOSEN S	19	BJORNSEN K	21	GULLERUD M	23	JOHANNESSEN G	24	O'SULLIVAN C	27	REINKIND H	44	GULLIKSEN K	0:10	0	0
5	SAGOSEN S	11	OVERBY P	19	BJORNSEN K	21	GULLERUD M	22	GRONDAHL T	27	REINKIND H	71	BLONZ A	0:09	0	0
5	SAGOSEN S	19	BJORNSEN K	21	GULLERUD M	23	JOHANNESSEN G	27	REINKIND H	44	GULLIKSEN K	71	BLONZ A	0:08	0	0
3	AGA V	5	SAGOSEN S	11	OVERBY P	23	JOHANNESSEN G	30	BERGERUD T	71	BLONZ A	77	ROD M	0:07	1	0
3	AGA V	21	GULLERUD M	23	JOHANNESSEN G	27	REINKIND H	30	BERGERUD T	44	GULLIKSEN K	71	BLONZ A	0:04	0	0
3	AGA V	11	OVERBY P	21	GULLERUD M	23	JOHANNESSEN G	44	GULLIKSEN K	71	BLONZ A	77	ROD M	0:03	0	0

Score development								Time Played	G Diff.						
3	AGA V	5	SAGOSEN S	21	GULLERUD M	30	BERGERUD T	44	GULLIKSEN K	71	BLONZ A	77	ROD M	3:10	+2
3	AGA V	5	SAGOSEN S	11	OVERBY P	23	JOHANNESSEN G	30	BERGERUD T	71	BLONZ A	77	ROD M	0:07	+1
3	AGA V	11	OVERBY P	19	BJORNSEN K	23	JOHANNESSEN G	27	REINKIND H	30	BERGERUD T	71	BLONZ A	0:12	+1
5	SAGOSEN S	11	OVERBY P	19	BJORNSEN K	22	GRONDAHL T	27	REINKIND H	30	BERGERUD T	71	BLONZ A	0:23	+1
3	AGA V	5	SAGOSEN S	11	OVERBY P	22	GRONDAHL T	30	BERGERUD T	44	GULLIKSEN K	77	ROD M	0:45	+1
5	SAGOSEN S	11	OVERBY P	19	BJORNSEN K	21	GULLERUD M	27	REINKIND H	30	BERGERUD T	71	BLONZ A	1:15	+1
3	AGA V	21	GULLERUD M	23	JOHANNESSEN G	30	BERGERUD T	44	GULLIKSEN K	71	BLONZ A	77	ROD M	2:23	+1
5	SAGOSEN S	19	BJORNSEN K	21	GULLERUD M	23	JOHANNESSEN G	27	REINKIND H	30	BERGERUD T	71	BLONZ A	2:27	+1
5	SAGOSEN S	21	GULLERUD M	24	O'SULLIVAN C	30	BERGERUD T	44	GULLIKSEN K	71	BLONZ A	77	ROD M	3:15	+1
3	AGA V	11	OVERBY P	21	GULLERUD M	23	JOHANNESSEN G	44	GULLIKSEN K	71	BLONZ A	77	ROD M	0:03	0
3	AGA V	21	GULLERUD M	23	JOHANNESSEN G	27	REINKIND H	30	BERGERUD T	44	GULLIKSEN K	71	BLONZ A	0:04	0
5	SAGOSEN S	19	BJORNSEN K	21	GULLERUD M	23	JOHANNESSEN G	27	REINKIND H	44	GULLIKSEN K	71	BLONZ A	0:08	0
5	SAGOSEN S	11	OVERBY P	19	BJORNSEN K	21	GULLERUD M	22	GRONDAHL T	27	REINKIND H	71	BLONZ A	0:09	0
5	SAGOSEN S	19	BJORNSEN K	21	GULLERUD M	23	JOHANNESSEN G	24	O'SULLIVAN C	27	REINKIND H	44	GULLIKSEN K	0:10	0
5	SAGOSEN S	11	OVERBY P	21	GULLERUD M	22	GRONDAHL T	30	BERGERUD T	44	GULLIKSEN K	77	ROD M	0:11	0
3	AGA V	5	SAGOSEN S	21	GULLERUD M	23	JOHANNESSEN G	30	BERGERUD T	71	BLONZ A	77	ROD M	0:12	0
3	AGA V	5	SAGOSEN S	19	BJORNSEN K	24	O'SULLIVAN C	27	REINKIND H	30	BERGERUD T	71	BLONZ A	0:15	0
5	SAGOSEN S	19	BJORNSEN K	21	GULLERUD M	24	O'SULLIVAN C	27	REINKIND H	44	GULLIKSEN K	71	BLONZ A	0:15	0
5	SAGOSEN S	19	BJORNSEN K	21	GULLERUD M	22	GRONDAHL T	27	REINKIND H	30	BERGERUD T	71	BLONZ A	0:25	0

Line-Up Analysis

Match No: 21

FAR 26 - 26 NOR

NOR - Norway

Score development								Time Played	G Diff.
5 SAGOSEN S	11 OVERBY P	19 BJORNSEN K	21 GULLERUD M	23 JOHANNESSEN G	27 REINKIND H	71 BLONZ A	0:30	0	
5 SAGOSEN S	11 OVERBY P	19 BJORNSEN K	21 GULLERUD M	24 O'SULLIVAN C	27 REINKIND H	30 BERGERUD T	0:30	0	
5 SAGOSEN S	11 OVERBY P	21 GULLERUD M	30 BERGERUD T	44 GULLIKSEN K	71 BLONZ A	77 ROD M	0:32	0	
5 SAGOSEN S	19 BJORNSEN K	21 GULLERUD M	22 GRONDAHL T	24 O'SULLIVAN C	27 REINKIND H	30 BERGERUD T	0:32	0	
5 SAGOSEN S	11 OVERBY P	22 GRONDAHL T	30 BERGERUD T	44 GULLIKSEN K	71 BLONZ A	77 ROD M	0:37	0	
5 SAGOSEN S	11 OVERBY P	19 BJORNSEN K	24 O'SULLIVAN C	27 REINKIND H	30 BERGERUD T	71 BLONZ A	0:37	0	
3 AGA V	5 SAGOSEN S	11 OVERBY P	23 JOHANNESSEN G	30 BERGERUD T	44 GULLIKSEN K	71 BLONZ A	0:40	0	
3 AGA V	11 OVERBY P	19 BJORNSEN K	21 GULLERUD M	27 REINKIND H	30 BERGERUD T	71 BLONZ A	0:43	0	
5 SAGOSEN S	11 OVERBY P	21 GULLERUD M	23 JOHANNESSEN G	30 BERGERUD T	71 BLONZ A	77 ROD M	0:45	0	
5 SAGOSEN S	11 OVERBY P	19 BJORNSEN K	21 GULLERUD M	22 GRONDAHL T	27 REINKIND H	30 BERGERUD T	0:56	0	
3 AGA V	11 OVERBY P	19 BJORNSEN K	24 O'SULLIVAN C	27 REINKIND H	30 BERGERUD T	71 BLONZ A	1:01	0	
3 AGA V	11 OVERBY P	23 JOHANNESSEN G	27 REINKIND H	30 BERGERUD T	44 GULLIKSEN K	71 BLONZ A	1:11	0	
3 AGA V	5 SAGOSEN S	21 GULLERUD M	23 JOHANNESSEN G	27 REINKIND H	30 BERGERUD T	71 BLONZ A	1:13	0	
3 AGA V	5 SAGOSEN S	11 OVERBY P	19 BJORNSEN K	21 GULLERUD M	27 REINKIND H	71 BLONZ A	1:17	0	
5 SAGOSEN S	11 OVERBY P	21 GULLERUD M	23 JOHANNESSEN G	44 GULLIKSEN K	71 BLONZ A	77 ROD M	1:24	0	
5 SAGOSEN S	11 OVERBY P	23 JOHANNESSEN G	27 REINKIND H	30 BERGERUD T	44 GULLIKSEN K	71 BLONZ A	2:02	0	
3 AGA V	11 OVERBY P	23 JOHANNESSEN G	30 BERGERUD T	44 GULLIKSEN K	71 BLONZ A	77 ROD M	3:00	0	
3 AGA V	5 SAGOSEN S	19 BJORNSEN K	21 GULLERUD M	27 REINKIND H	30 BERGERUD T	71 BLONZ A	3:12	0	
3 AGA V	19 BJORNSEN K	21 GULLERUD M	23 JOHANNESSEN G	27 REINKIND H	30 BERGERUD T	71 BLONZ A	4:33	0	
3 AGA V	5 SAGOSEN S	11 OVERBY P	19 BJORNSEN K	27 REINKIND H	30 BERGERUD T	71 BLONZ A	5:40	0	
5 SAGOSEN S	19 BJORNSEN K	21 GULLERUD M	24 O'SULLIVAN C	27 REINKIND H	30 BERGERUD T	44 GULLIKSEN K	0:14	-1	
5 SAGOSEN S	19 BJORNSEN K	21 GULLERUD M	24 O'SULLIVAN C	27 REINKIND H	30 BERGERUD T	71 BLONZ A	0:20	-1	
11 OVERBY P	19 BJORNSEN K	21 GULLERUD M	23 JOHANNESSEN G	27 REINKIND H	30 BERGERUD T	71 BLONZ A	0:47	-1	
5 SAGOSEN S	19 BJORNSEN K	21 GULLERUD M	23 JOHANNESSEN G	27 REINKIND H	30 BERGERUD T	44 GULLIKSEN K	0:50	-1	
5 SAGOSEN S	21 GULLERUD M	23 JOHANNESSEN G	27 REINKIND H	30 BERGERUD T	44 GULLIKSEN K	71 BLONZ A	1:30	-1	
5 SAGOSEN S	11 OVERBY P	23 JOHANNESSEN G	30 BERGERUD T	44 GULLIKSEN K	71 BLONZ A	77 ROD M	1:48	-1	
5 SAGOSEN S	11 OVERBY P	19 BJORNSEN K	23 JOHANNESSEN G	27 REINKIND H	30 BERGERUD T	71 BLONZ A	2:39	-1	
3 AGA V	5 SAGOSEN S	11 OVERBY P	30 BERGERUD T	44 GULLIKSEN K	71 BLONZ A	77 ROD M	3:46	-1	
5 SAGOSEN S	21 GULLERUD M	23 JOHANNESSEN G	30 BERGERUD T	44 GULLIKSEN K	71 BLONZ A	77 ROD M	1:22	-2	

Empty Net								Time Played	GF	GA
5 SAGOSEN S	11 OVERBY P	21 GULLERUD M	23 JOHANNESSEN G	44 GULLIKSEN K	71 BLONZ A	77 ROD M	1:24	0	0	
3 AGA V	5 SAGOSEN S	11 OVERBY P	19 BJORNSEN K	21 GULLERUD M	27 REINKIND H	71 BLONZ A	1:17	1	1	
5 SAGOSEN S	11 OVERBY P	19 BJORNSEN K	21 GULLERUD M	23 JOHANNESSEN G	27 REINKIND H	71 BLONZ A	0:30	0	0	
5 SAGOSEN S	19 BJORNSEN K	21 GULLERUD M	24 O'SULLIVAN C	27 REINKIND H	44 GULLIKSEN K	71 BLONZ A	0:15	0	0	
5 SAGOSEN S	19 BJORNSEN K	21 GULLERUD M	23 JOHANNESSEN G	24 O'SULLIVAN C	27 REINKIND H	44 GULLIKSEN K	0:10	0	0	
5 SAGOSEN S	11 OVERBY P	19 BJORNSEN K	21 GULLERUD M	22 GRONDAHL T	27 REINKIND H	71 BLONZ A	0:09	0	0	
5 SAGOSEN S	19 BJORNSEN K	21 GULLERUD M	23 JOHANNESSEN G	27 REINKIND H	44 GULLIKSEN K	71 BLONZ A	0:08	0	0	
3 AGA V	11 OVERBY P	21 GULLERUD M	23 JOHANNESSEN G	44 GULLIKSEN K	71 BLONZ A	77 ROD M	0:03	0	0	

Legend:
G Diff. Goals Difference