

Start List

Herning

Match No: 42

ESP - DEN

Referees: BORICIC Marko (SRB) / MARKOVIC Dejan (SRB)
Reserve: KURTAGIC Mirza (SWE) / WETTERWIK Mattias (SWE)
EHF Observer: SONDORS Zigmars (LAT)

EHF Supervisor: VIZITIU Nicolae (MDA)
Timekeeper: NIELSEN Jens Carl (DEN)
Scorekeeper: STEFFENSEN Peter (DEN)

ESP - Spain

No.	Name	Pos.	Height m	Int. Matches		Competition Statistics							
				MP	G	MP	G	7mG	YC	2Min	RC	S	7mS
25	HERNÁNDEZ Sergey	GK	1.98	73	14	4	2					21	1
53	BIOSCA Ignacio	GK	2.00	15	1	4						17	3
5	SERRADILLA Antonio	LB	1.98	20	11	4	2			4			
7	GURRI Jan	LB	1.90	26	46	4	15			1			
8	CASADO Agustín	LB	1.93	77	192	3	7						
9	TARRAFETA Ian	CB	1.88	77	189	4	13						
10	DUJSHEBAEV Alex	RB	1.88	178	516	4	12						
11	ODRIOZOLA Kauldi	RW	1.83	85	211	4	6			2			
18	GARCIANDIA Imanol	RB	2.03	82	211	4	7			1			
20	SERDIO Abel	P	1.95	70	140	4	11		1	1			
22	FIS Marcos	RB	1.88	7	18	4	8						
24	DUJSHEBAEV Daniel	LB	1.96	114	248	3	4			1			
28	GÓMEZ Aleix	RW	1.83	104	426	4	19	12					
37	ROMERO Victor	P	1.92	13	33	1	4						
70	FERNÁNDEZ Daniel	LW	1.80	67	218	4	8	1					
80	BARRUFET Ian	LW	1.98	19	33	4	6				1		
(NN)	RODRIGUEZ Javier	P	1.98	33	48	3	1				2		
(NN)	SUÁREZ Natan	LB	1.85	4	3	2							
Headcoach		RIBERA Jordi		Bench/Team									

ESP Played		
PR	SRB	29- 27
PR	AUT	30- 25
PR	GER	32- 34
MR	NOR	34- 35
MR	DEN	24 JAN
MR	FRA	26 JAN
MR	POR	28 JAN

DEN - Denmark

No.	Name	Pos.	Height m	Int. Matches		Competition Statistics							
				MP	G	MP	G	7mG	YC	2Min	RC	S	7mS
12	NIELSEN Emil	GK	1.95	74	6	4						31	2
20	MØLLER Kevin	GK	2.00	100	8	4						19	1
3	KIRKELØKKE Niclas	RB	1.95	113	206	4	2			2			
4	LANDIN Magnus	LW	2.00	167	305	4	5						
7	JAKOBSEN Emil	LW	1.90	106	382	4	16	10					
11	LAUGE Rasmus	CB	1.95	190	478	4	11		1	1			
15	SAUGSTRUP Magnus	P	1.95	111	212	4	6			2			
19	GIDSEL Mathias	RB	1.90	101	626	4	34						
22	MENSAH Mads	CB	1.88	220	339	2							
26	HANSEN Jóhan	RW	1.90	114	208	3	6	2					
28	ANDERSSON Lasse	LB	1.96	92	127	4	5						
33	BERGHOLT Emil	P	1.90	29	13	4				1			
34	HALD Simon	P	2.03	118	121	4	3				3		
38	HOXER Mads	RB	1.95	16	37	4	11						
43	PYTICK Simon	CB	1.93	66	318	4	31						
64	MØLLER Lasse	LB	1.99	24	30	3	3						
(NN)	ANDERSEN Frederik	RW	1.86	6	10	1							
(NN)	MAGAARD Andreas	P	1.94	0	0								
(NN)	SVANE Mads	CB	1.85	3	6	1							
Headcoach		JACOBSEN Nikolaj		Bench/Team		1							

DEN Played		
PR	MKD	36- 24
PR	ROU	39- 24
PR	POR	29- 31
MR	FRA	32- 29
MR	ESP	24 JAN
MR	GER	26 JAN
MR	NOR	28 JAN

Notes:
 Players below the bold line are not playing in this match.

Legend:			
(NN)	Not nominated	2Min	2-Minute Suspensions
CB	Centre Back	G	Goals
LW	Left Wing	MP	Matches Played
Pos	Position	PR	Preliminary Round
RC	Red Cards (Direct and after 3rd 2-Minute Suspension)	RB	Right Back
YC	Yellow Cards	RW	Right Wing
		7mG	7-metre Goals
		GK	Goalkeeper
		MR	Main Round
		P	Line Player
		7mS	7-metre Saves
		LB	Left Back
		S	Saves

OFFICIAL PARTNERS



EHF PARTNERS



NATIONAL SUPPLIERS



SAT 24 JAN 2026
Start Time: 18:00

Main Round Group I

Results

Match No: 42

ESP 31 - 36 DEN
(14 - 16) (17 - 20)

Herning

Attendance: 15.000

Referees: BORICIC Marko (SRB) / MARKOVIC Dejan (SRB)

Spain

Coach: RIBERA Jordi

Time outs: 2

No.	Name	Total		Goals / Shots							Punishments			TP			
		G/S	%	7m	6m	Wing	BT	FB	FTO	9m	EG	YC	RC		2M		
5	SERRADILLA Antonio																
7	GURRI Jan	1/3	33				0/1	1/1		0/1				1		2	28:26
8	CASADO Agustín	1/3	33		0/1					1/2						1	32:52
9	TARRAFETA Ian	1/2	50		1/1					0/1							8:31
10	DUJSHEBAEV Alex	5/7	71		2/3		1/1			2/3							12:18
11	ODRIOZOLA Kauldi	2/2	100			1/1	1/1										37:50
18	GARCIANDIA Imanol	4/5	80		1/1					3/4							30:00
20	SERDIO Abel	1/2	50		1/2												38:22
22	FIS Marcos	9/11	82	3/4	3/3		1/1			2/3							17:06
24	DUJSHEBAEV Daniel	2/4	50		1/1					1/3							15:45
25	HERNANDEZ Sergey																25:37
28	GOMEZ Alex	3/4	75	1/2		1/1						1/1					49:59
37	ROMERO Victor	1/3	33		1/3											2	22:13
53	BIOSCA Ignacio																4:21
70	FERNANDEZ Daniel																19:50
80	BARRUFET Ian	1/2	50			0/1				1/1						1	37:06
Totals		31/48	65	4/6	10/15	2/3	3/4	1/1		10/18	1/1	1				6	60:00

No.	Name	Total		Saves / Shots						
		S/S	%	7m	6m	Wing	BT	FB	FTO	9m
25	HERNANDEZ Sergey	7/36	19	2/4	2/10	0/10	0/2	0/2		3/8
53	BIOSCA Ignacio	0/6	0	0/3		0/2			0/1	
EG		1								
Totals		7/43	16	2/7	2/10	0/12	0/2	0/2	0/1	3/8

Denmark

Coach: JACOBSEN Nikolaj

YC/RC Bench Officials: 1/0 Time outs: 2

No.	Name	Total		Goals / Shots							Punishments			TP			
		G/S	%	7m	6m	Wing	BT	FB	FTO	9m	EG	YC	RC		2M		
3	KIRKELOKKE Niclas	6/6	100			6/6											29:24
4	LANDIN Magnus	1/1	100			1/1											30:00
7	JAKOBSEN Emil	8/9	89	5/6		2/2			1/1								26:06
11	LAUGE Rasmus	1/4	25							1/4					1		21:02
12	NIELSEN Emil																51:06
15	SAUGSTRUP Magnus																42:56
19	GIDSEL Mathias	5/6	83		3/3			1/1		0/1	1/1						57:35
20	MOLLER Kevin																0:14
22	MENSAH Mads																
26	HANSEN Jóhan	3/4	75	0/1		3/3											16:20
28	ANDERSSON Lasse	1/3	33		0/1					1/2							30:14
33	BERGHOLT Emil	2/2	100		1/1			1/1							2		23:00
34	HALD Simon	1/1	100		1/1												33:55
38	HOXER Mads	2/2	100		1/1					1/1							10:25
43	PYTICK Simon	6/8	75		2/3		2/2			2/3							40:43
64	MOLLER Lasse																1:00
Bench Officials																	
Totals		36/46	78	5/7	8/10	12/12	2/2	2/2	1/1	5/11	1/1	1				3	60:00

No.	Name	Total		Saves / Shots						
		S/S	%	7m	6m	Wing	BT	FB	FTO	9m
12	NIELSEN Emil	14/43	33	2/5	4/14	1/3	1/4	0/1		6/16
20	MOLLER Kevin	0/1	0	0/1						
EG		1								
Totals		14/45	31	2/6	4/14	1/3	1/4	0/1		6/16

Attacks

Team:	All		Player Majority		Player Minority		Position Attacks		FB		Ind. FB		Team FB		Att. Dur. (min)	Turnover		
	G/Att.	%	G/Att.	%	G/Att.	%	G/Att.	%	G/Att.	%	G/Att.	%	G/Att.	%		All	%	TOFB
ESP	31/50	62	3/5	60	5/6	83	29/48	60	1/1	100	1/1	100			0:38	5	10	0
DEN	36/49	73	8/9	89	2/2	100	32/44	73	2/3	67			2/3	67	0:33	4	8	1

RUNNING SCORE	
ESP - DEN	
1st Half	
GARCIANDIA I	1 (2) 0
	1 (3) 1 JAKOBSEN E
	1 (4) 2 PYTLICK S
	1 (5) 3 HANSEN J
	1 (6) 4 PYTLICK S
	2 (8) 4
	2 (8) 5 GIDSEL M
ODRIOZOLA K	3 (8) 5
	3 (10) 6 GIDSEL M
SERDIO A	4 (10) 6
	4 (10) 7 PYTLICK S
GURRI J	5 (11) 7
TARRAFETA I	6 (13) 7
	6 (14) 8 LAUGE R
GARCIANDIA I	7 (14) 8
	7 (14) 9 HANSEN J
	7 (15) 10 JAKOBSEN E
	7 (17) 11 PYTLICK S
ODRIOZOLA K	8 (18) 11
GARCIANDIA I	9 (20) 11
	9 (20) 12 HANSEN J
FIS M	10 (21) 12
	10 (22) 13 PYTLICK S
	10 (24) 14 LANDIN M
CASADO A	11 (25) 14
	11 (25) 15 GIDSEL M
DUJSHEBAEV A	12 (26) 15
FIS M	13 (28) 15
	13 (28) 16 HALD S
FIS M	14 (30) 16
2nd Half	
FIS M	15 (31) 16
	15 (32) 17 JAKOBSEN E
FIS M	16 (33) 17
DUJSHEBAEV D	17 (35) 17
	17 (35) 18 KIRKELOKKE N
	17 (37) 19 ANDERSSON L
	17 (38) 20 PYTLICK S
	17 (40) 21 JAKOBSEN E
	17 (41) 22 JAKOBSEN E
DUJSHEBAEV A	18 (41) 22
	18 (41) 23 JAKOBSEN E
	18 (42) 24 KIRKELOKKE N
DUJSHEBAEV A	19 (43) 24
	19 (43) 25 JAKOBSEN E
	19 (43) 26 BERGHOLT E
	19 (44) 27 KIRKELOKKE N
FIS M	20 (45) 27
DUJSHEBAEV A	21 (46) 27
	21 (46) 28 KIRKELOKKE N
FIS M	22 (47) 28
	22 (47) 29 KIRKELOKKE N
ROMERO V	23 (48) 29
	23 (48) 30 BERGHOLT E
	23 (49) 31 GIDSEL M
GOMEZ A	24 (50) 31
FIS M	25 (52) 31
	25 (52) 32 GIDSEL M
DUJSHEBAEV A	26 (53) 32
DUJSHEBAEV D	27 (54) 32
	27 (54) 33 KIRKELOKKE N
GOMEZ A	28 (55) 33
	28 (56) 34 HOXER M
GOMEZ A	29 (56) 34
	29 (57) 35 JAKOBSEN E
BARRUFET I	30 (58) 35
	30 (58) 36 HOXER M
FIS M	31 (60) 36

OFFICIAL PARTNERS



EHF PARTNERS



NATIONAL SUPPLIERS





MEN'S EUROPEAN HANDBALL CHAMPIONSHIP
EHF EURO 2026



MEN'S EHF EURO 2026
DENMARK · SWEDEN · NORWAY

SAT 24 JAN 2026
Start Time: 18:00

Main Round Group I

Results

Herning

Attendance: 15.000

Match No: 42

Legend:			
%	Efficiency	2M	2-Minute Suspensions
Att. Dur.	Average Attack Duration	BT	Breakthroughs
G/Att.	Goals/Attacks	G/S	Goals/Shots
RC	Red Cards (Direct and after Third 2-Minute Suspension)	7m	7-metre Penalty Shots
TOFB	Turnover during Fast Breaks	FB	Fast Breaks
		No.	Uniform Number
		S/S	Saves/Shots
		TP	Time Played
		9m	9-metre Shots
		FTO	Fast Throw off
		Wing	Wing Shots



Report Created SAT 24 JAN 2026 19:44

Page 2 of 2

OFFICIAL PARTNERS



EHF PARTNERS



NATIONAL SUPPLIERS



Match Team Statistics

Herning

Match No: 42

ESP 31 - 36 DEN

(14 - 16) (17 - 20)

Referees: BORICIC Marko (SRB) / MARKOVIC Dejan (SRB)

ESP - Spain Coach: RIBERA Jordi

Time outs: 2

No.	Name	Total		All Goals / Shots							Punishments				Offence			Defence			TP		
		G/S	%	7m	7m%	6m	Wing	BT	FB	FTO	9m	EG	YC	RC	2M	2+2	AS	R7	TO/TF	ST		BS	P7
5	SERRADILLA Antonio											1		2								3	28:26
7	GURRI Jan	1/3	33					0/1	1/1		0/1			1			2	1	1 / 1	1			32:52
8	CASADO Agustín	1/3	33			0/1					1/2					1							8:31
9	TARRAFETA Ian	1/2	50			1/1					0/1					1							12:18
10	DUJSHEBAEV Alex	5/7	71			2/3		1/1			2/3					4	1					1	37:50
11	ODRIOZOLA Kauldi	2/2	100				1/1	1/1								1		1				1	30:00
18	GARCIANDIA Imanol	4/5	80			1/1					3/4					1							38:22
20	SERDIO Abel	1/2	50			1/2										1	1	/ 1					17:06
22	FIS Marcos	9/11	82	3/4	75	3/3		1/1			2/3					1	2	1					15:45
24	DUJSHEBAEV Daniel	2/4	50			1/1					1/3						1						25:37
25	HERNANDEZ Sergey																						49:59
28	GOMEZ Aleix	3/4	75	1/2	50		1/1						1/1										27:44
37	ROMERO Victor	1/3	33			1/3								2								1	22:13
53	BIOSCA Ignacio																						4:21
70	FERNANDEZ Daniel																						19:50
80	BARRUFET Ian	1/2	50				0/1				1/1				1							1	37:06
Totals		31/48	65	4/6	67	10/15	2/3	3/4	1/1		10/18	1/1	1	6	12	6	3 / 2	1		7			

No.	Name	Total		All Saves / Shots									
		S/S	%	7m	7m%	Near Shots			FB	FTO	9m	9m%	
				All	All%	6m	Wing	BT					
25	HERNANDEZ Sergey	7/36	19	2/4	50	2/22	9	2/10	0/10	0/2	0/2	3/8	38
53	BIOSCA Ignacio	0/6	0	0/3	0	0/2	0	0/2			0/1		
EG		1											
Totals		7/43	16	2/7	29	2/24	8	2/10	0/12	0/2	0/2	3/8	38

Attacks

Team	All		Player Majority		Player Minority		Position Attacks		FB		Ind. FB		Team FB		Att. Dur. (min)	Turnover		
	G/Att.	%	G/Att.	%	G/Att.	%	G/Att.	%	G/Att.	%	G/Att.	%	G/Att.	%		All	%	TOFB
ESP	31/50	62	3/5	60	5/6	83	29/48	60	1/1	100	1/1	100			0:38	5	10	0

Team Shots

	Goals	Saves	Missed	Post	Blocked	Total	G/S %	Prop %
6m Shots	10	4	1			15	67	31
Wing Shots	2	1				3	67	6
L R	2	1				1 2	0 100	2 4
9m Shots	10	6		1	1	18	56	38
L C R	2 7 1	5 1		1	1	2 13 3	100 54 33	4 27 6
7m Penalty Throws	4	2				6	67	13
Fast Breaks	1					1	100	2
Breakthroughs	3	1				4	75	8
Fast Throw Offs								0
Empty Goals	1					1	100	2
Totals	31	14	1	1	1	48	65	100

Legend:			
%	Efficiency	2M	2-Minute Suspensions
9m	9-metre Shots	2+2	2+2 Minute Suspensions
C	Center	Att. Dur.	Average Attack Duration
G/S	Goals/Shots	AS	Assists
R7	Received 7-metre Fouls	EG	Empty Goal
ST	Steals	Ind.	Individual
Wing	Wing Shots	R	Right
		TO/TF	Turnover/Technical Fouls
		YC	Yellow Cards
		6m	6-metre Shots
		BS	Blocked Shots
		BT	Breakthroughs
		FB	Fast Breaks
		FTO	Fast Throw off
		P7	Penalty 7-metre Fouls
		RC	Red Cards (Direct and after 3rd 2-Minute Suspension)
		TOFB	Turnover during Fast Breaks
		G/Att.	Goals/Attacks
		Prop %	Proportion of Shots
		S/S	Saves/Shots
		TP	Time Played

OFFICIAL PARTNERS



EHF PARTNERS



NATIONAL SUPPLIERS



Main Round Group I

Match Team Statistics

Herning

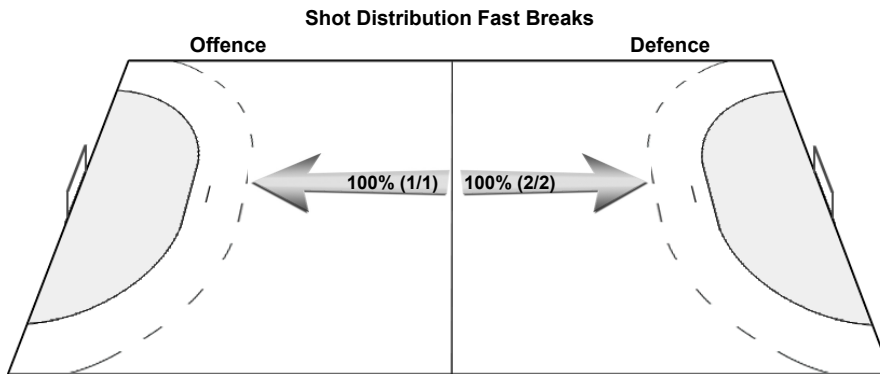
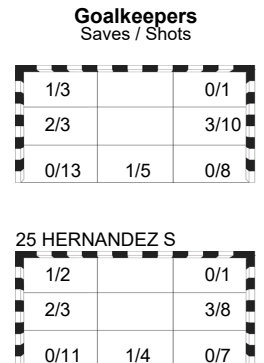
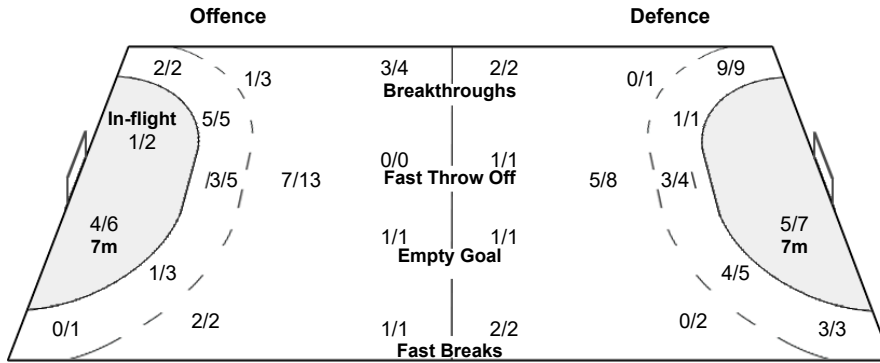

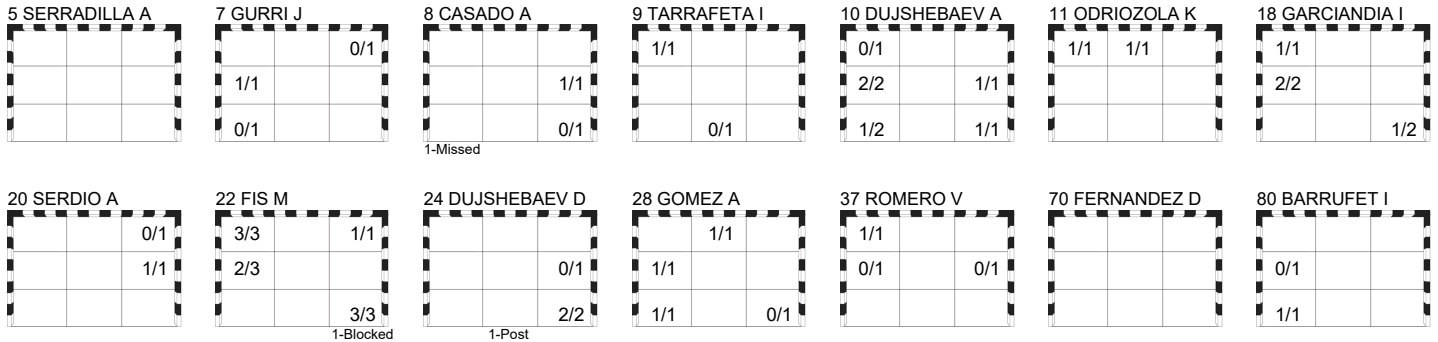
Match No: 42

ESP 31 - 36 DEN
(14 - 16) (17 - 20)

Referees: BORICIC Marko (SRB) / MARKOVIC Dejan (SRB)

ESP - Spain

Overview of Shot Distribution



OFFICIAL PARTNERS



EHF PARTNERS



NATIONAL SUPPLIERS



Main Round Group I

Match Team Statistics

Herning

Match No: 42

ESP 31 - 36 DEN

(14 - 16) (17 - 20)

Referees: BORICIC Marko (SRB) / MARKOVIC Dejan (SRB)

DEN - Denmark

Coach: JACOBSEN Nikolaj

YC/RC Bench Officials:1/0 Time outs: 2

No.	Name	Total		All Goals / Shots							Punishments				Offence			Defence			TP		
		G/S	%	7m	7m%	6m	Wing	BT	FB	FTO	9m	EG	YC	RC	2M	2+2	AS	R7	TO/TF	ST		BS	P7
3	KIRKELOKKE Niclas	6/6	100				6/6									1						1	29:24
4	LANDIN Magnus	1/1	100				1/1																30:00
7	JAKOBSEN Emil	8/9	89	5/6	83		2/2			1/1								/ 1					26:06
11	LAUGE Rasmus	1/4	25								1/4			1		2	1					1	21:02
12	NIELSEN Emil																						51:06
15	SAUGSTRUP Magnus																				1	1	42:56
19	GIDSEL Mathias	5/6	83			3/3				1/1		0/1	1/1				7	3			2		57:35
20	MOLLER Kevin																						0:14
22	MENSAH Mads																						
26	HANSEN Jóhan	3/4	75	0/1	0		3/3																16:20
28	ANDERSSON Lasse	1/3	33			0/1					1/2					2		1 / 1				1	30:14
33	BERGHOLT Emil	2/2	100			1/1				1/1				2								1	23:00
34	HALD Simon	1/1	100			1/1															1		33:55
38	HOXER Mads	2/2	100			1/1					1/1						3					1	10:25
43	PYTLICK Simon	6/8	75			2/3			2/2		2/3						8	3	1				40:43
64	MOLLER Lasse																						1:00
Bench/Team													1										
Totals		36/46	78	5/7	71	8/10	12/12	2/2	2/2	1/1	5/11	1/1	1	3	23	7	2 / 2	3	1	6			

No.	Name	Total		All Saves / Shots										
		S/S	%	7m	7m%	Near Shots					FB	FTO	9m	9m%
				All	All%	6m	Wing	BT						
12	NIELSEN Emil	14/43	33	2/5	40	6/21	29	4/14	1/3	1/4	0/1		6/16	38
20	MOLLER Kevin	0/1	0	0/1	0									
EG		1												
Totals		14/45	31	2/6	33	6/21	29	4/14	1/3	1/4	0/1		6/16	38

Attacks

Team	All		Player Majority		Player Minority		Position Attacks		FB		Ind. FB		Team FB		Att. Dur. (min)	Turnover		
	G/Att.	%	G/Att.	%	G/Att.	%	G/Att.	%	G/Att.	%	G/Att.	%	G/Att.	%		All	%	TOFB
DEN	36/49	73	8/9	89	2/2	100	32/44	73	2/3	67			2/3	67	0:33	4	8	1

Team Shots

	Goals	Saves	Missed	Post	Blocked	Total	G/S %	Prop %
6m Shots	8	2				10	80	22
Wing Shots	12					12	100	26
L R	3 9					3 9	100 100	7 20
9m Shots	5	3	1	2		11	45	24
L C R	5 1 1 1		1	1 1		2 8 1	0 63 0	4 17 2
7m Penalty Throws	5	2				7	71	15
Fast Breaks	2					2	100	4
Breakthroughs	2					2	100	4
Fast Throw Offs	1					1	100	2
Empty Goals	1					1	100	2
Totals	36	7	1	2		46	78	100

Legend:			
%	Efficiency	2M	2-Minute Suspensions
9m	9-metre Shots	2+2	2+2 Minute Suspensions
C	Center	Att. Dur.	Average Attack Duration
G/S	Goals/Shots	AS	Assists
R7	Received 7-metre Fouls	EG	Empty Goal
ST	Steals	Ind.	Individual
Wing	Wing Shots	L	Left
		R	Right
		RC	Red Cards (Direct and after 3rd 2-Minute Suspension)
		TO/TF	Turnover/Technical Fouls
		YC	Yellow Cards
		6m	6-metre Shots
		BS	Blocked Shots
		FTO	Fast Throw off
		P7	Penalty 7-metre Fouls
		G/Att.	Goals/Attacks
		Prop %	Proportion of Shots
		S/S	Saves/Shots
		TP	Time Played
		TOFB	Turnover during Fast Breaks

OFFICIAL PARTNERS



EHF PARTNERS



NATIONAL SUPPLIERS



Main Round Group I

Match Team Statistics

Herning

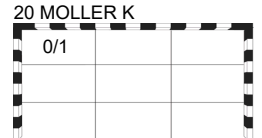
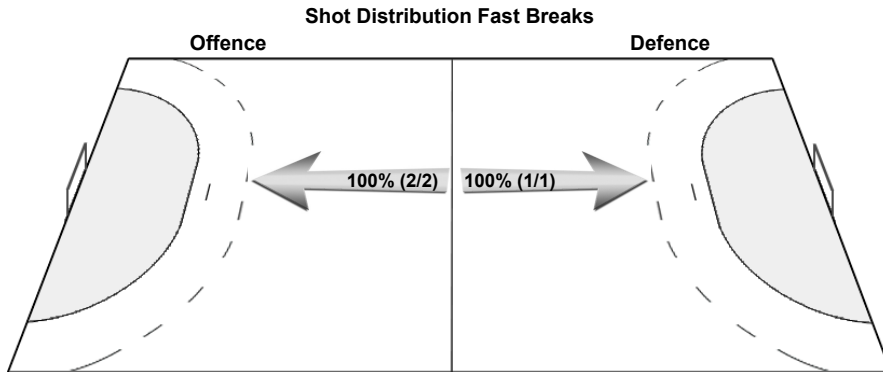
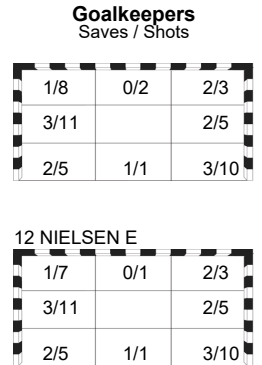
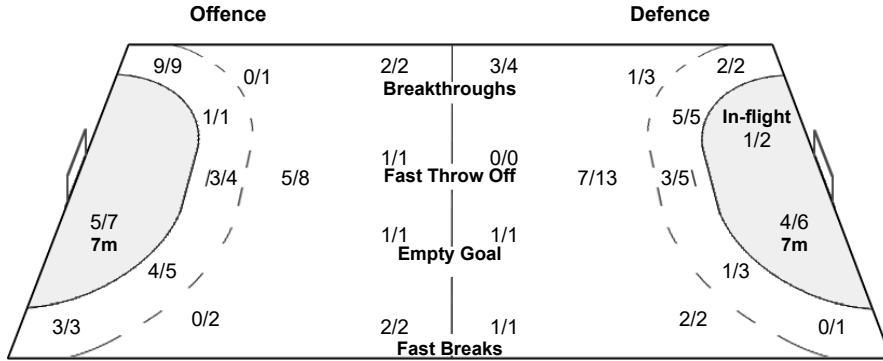

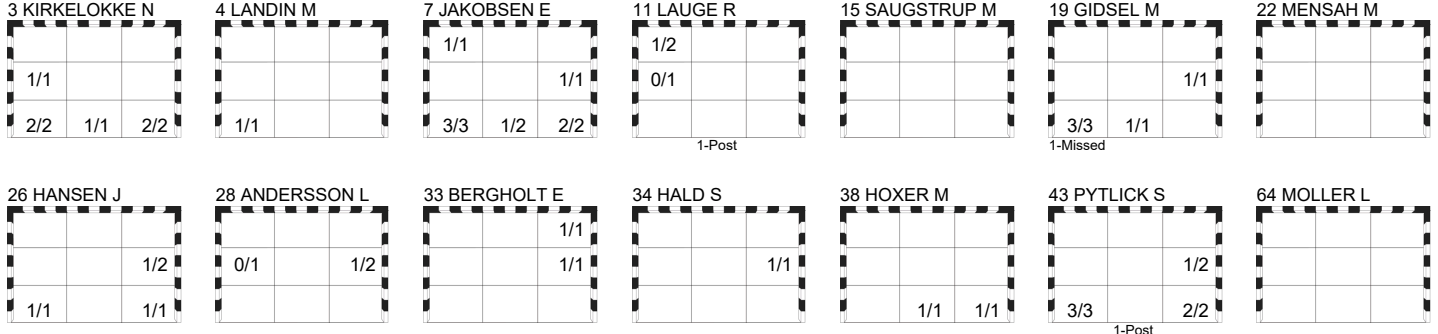
Match No: 42

ESP 31 - 36 DEN
(14 - 16) (17 - 20)

Referees: BORICIC Marko (SRB) / MARKOVIC Dejan (SRB)

DEN - Denmark

Overview of Shot Distribution



OFFICIAL PARTNERS



EHF PARTNERS



NATIONAL SUPPLIERS



Play by Play

Match No: 42

ESP 31 - 36 DEN

(14 - 16) (17 - 20)

Referees: BORICIC Marko (SRB) / MARKOVIC Dejan (SRB)

ESP	5 SERRADILLA Antonio	7 GURRI Jan	8 CASADO Agustín	A ITURRI Fermín
	9 TARRAFETA Ian	10 DUJSHEBAEV Alex	11 ODRIOZOLA Kauldi	B RIBERA Jordi
	18 GARCIANDIA Imanol	20 SERDIO Abel	22 FIS Marcos	C TORRESCUSA Ignacio
	24 DUJSHEBAEV Daniel	25 HERNANDEZ Sergey	28 GOMEZ Aleix	D FLORES Cesáreo
	37 ROMERO Victor	53 BIOSCA Ignacio	70 FERNANDEZ Daniel	E LLORENTE Francisco Daniel
	80 BARRUFET Ian			
DEN	3 KIRKELOKKE Niclas	4 LANDIN Magnus	7 JAKOBSEN Emil	A VILHELMSEN Keld
	11 LAUGE Rasmus	12 NIELSEN Emil	15 SAUGSTRUP Magnus	B JACOBSEN Nikolaj
	19 GIDSEL Mathias	20 MOLLER Kevin	22 MENSAH Mads	C KRONBORG Henrik
	26 HANSEN Jóhan	28 ANDERSSON Lasse	33 BERGHOLT Emil	D GREVE Anja
	34 HALD Simon	38 HOXER Mads	43 PYTLICK Simon	E BRUUN Michael
	64 MOLLER Lasse			

1st HALF

Match Time	ESP - Spain	Score	Lead	DEN - Denmark
0:00	25 HERNANDEZ S Goalkeeper			12 NIELSEN E Goalkeeper
0:33				43 PYTLICK S Shot left 9m post
1:18	18 GARCIANDIA I Goal right 9m bottom right, 102.38 km/h	1 - 0	+1	
2:18	11 ODRIOZOLA K 7m caused			11 LAUGE R 7m received
2:27	53 BIOSCA I for 25 HERNANDEZ S Goalkeeper Substitution			
2:27		1 - 1	0	7 JAKOBSEN E Goal Penalty shot bottom centre (11 LAUGE R), 77.81 km/h
2:40	25 HERNANDEZ S for 53 BIOSCA I Goalkeeper Substitution			
3:03	7 GURRI J Shot breakthrough saved top right			
3:33		1 - 2	-1	43 PYTLICK S Goal centre 9m bottom right, 106.68 km/h
3:47	9 TARRAFETA I Shot centre 9m saved bottom centre			
4:18	5 SERRADILLA A Warning (yellow card)			
4:42		1 - 3	-2	26 HANSEN J Goal right wing middle right (19 GIDSEL M)
5:13	7 GURRI J Shot centre 9m saved bottom left			
5:47		1 - 4	-3	43 PYTLICK S Goal centre 9m bottom left, 105.85 km/h
7:17	18 GARCIANDIA I Goal right 6m top left (9 TARRAFETA I), 106.20 km/h	2 - 4	-2	
7:24		2 - 5	-3	19 GIDSEL M Goal left 6m bottom centre, 75.56 km/h
7:57	11 ODRIOZOLA K Goal breakthrough top centre, 46.26 km/h	3 - 5	-2	
8:52				11 LAUGE R Shot left 9m saved top left
9:12	11 ODRIOZOLA K Turnover			19 GIDSEL M Steal
9:16		3 - 6	-3	19 GIDSEL M Goal fast break bottom left
9:30	20 SERDIO A Goal right 6m middle right, 82.75 km/h	4 - 6	-2	
9:41		4 - 7	-3	43 PYTLICK S Goal breakthrough bottom right, 94.19 km/h
9:54	18 GARCIANDIA I Shot right 9m saved bottom right			
10:20	7 GURRI J Technical Fault			
10:32	7 GURRI J Steal			43 PYTLICK S Turnover
10:36	7 GURRI J Goal individual fast break middle left, 100.85 km/h	5 - 7	-2	
11:41				19 GIDSEL M Shot centre 9m missed
12:16	9 TARRAFETA I Goal centre 6m top left (18 GARCIANDIA I), 115.80 km/h	6 - 7	-1	
13:04		6 - 8	-2	11 LAUGE R Goal centre 9m top left, 62.03 km/h
13:45	18 GARCIANDIA I Goal centre 9m middle left, 112.53 km/h	7 - 8	-1	
13:54		7 - 9	-2	26 HANSEN J Goal right wing bottom right (11 LAUGE R), 96.85 km/h
14:38	20 SERDIO A Technical Fault			
14:51	5 SERRADILLA A 7m caused			19 GIDSEL M 7m received
14:59		7 - 10	-3	7 JAKOBSEN E Goal Penalty shot bottom right (19 GIDSEL M), 103.53 km/h
15:53	20 SERDIO A 7m received			11 LAUGE R 7m caused
15:53				11 LAUGE R 2-minutes suspension
15:53	28 GOMEZ A Penalty shot saved bottom right			
16:10				26 HANSEN J for 12 NIELSEN E Empty goal

OFFICIAL PARTNERS



EHF PARTNERS



NATIONAL SUPPLIERS



Match No: 42

Play by Play

ESP 31 - 36 DEN

(14 - 16) (17 - 20)

1st HALF

Match Time	ESP - Spain	Score	Lead	DEN - Denmark
16:43		7 - 11	-4	43 PYTLICK S Goal breakthrough middle right, 102.41 km/h
16:48				12 NIELSEN E for 26 HANSEN J Goalkeeper back
17:05	11 ODRIOZOLA K Goal right wing top left (20 SERDIO A), 99.48 km/h	8 - 11	-3	
17:16				26 HANSEN J for 12 NIELSEN E Empty goal
17:56				12 NIELSEN E for 11 LAUGE R Goalkeeper back
18:34				28 ANDERSSON L Shot centre 6m saved middle right
18:34	5 SERRADILLA A 2-minutes suspension			
18:41	9 TARRAFETA I for 25 HERNANDEZ S Empty goal			
19:13	25 HERNANDEZ S for 80 BARRUFET I Goalkeeper back			
19:18	18 GARCIAINDIA I Goal left 9m middle left, 81.32 km/h	9 - 11	-2	
19:33				11 LAUGE R for 12 NIELSEN E Empty goal
19:43		9 - 12	-3	26 HANSEN J Goal right wing bottom left (38 HOXER M), 106.60 km/h
19:46				12 NIELSEN E for 19 GIDSEL M Goalkeeper back
19:57	80 BARRUFET I for 25 HERNANDEZ S Empty goal			
20:25	7 GURRI J 7m received			38 HOXER M 7m caused
20:37	25 HERNANDEZ S for 5 SERRADILLA A Goalkeeper back			
20:39	22 FIS M Goal Penalty shot bottom right (7 GURRI J), 94.58 km/h	10 - 12	-2	
21:13		10 - 13	-3	43 PYTLICK S Goal left 6m bottom left (19 GIDSEL M), 93.56 km/h
22:14	7 GURRI J Turnover			34 HALD S Steal
22:44	37 ROMERO V 2-minutes suspension			
22:44				38 HOXER M for 12 NIELSEN E Empty goal
23:06		10 - 14	-4	4 LANDIN M Goal left wing bottom left (38 HOXER M), 94.25 km/h
23:08				12 NIELSEN E for 19 GIDSEL M Goalkeeper back
23:23	24 DUJSHEBAEV D for 25 HERNANDEZ S Empty goal			
24:11	8 CASADO A Goal centre 9m middle right, 99.67 km/h	11 - 14	-3	
24:12	25 HERNANDEZ S for 80 BARRUFET I Goalkeeper back			
24:20				38 HOXER M for 12 NIELSEN E Empty goal
24:32		11 - 15	-4	19 GIDSEL M Goal left 6m bottom left (43 PYTLICK S), 106.35 km/h
24:34				12 NIELSEN E for 38 HOXER M Goalkeeper back
25:12	8 CASADO A Shot flying throw missed			
25:21				28 ANDERSSON L Technical Fault (FB)
25:33	Team timeout			
25:54	10 DUJSHEBAEV A Goal centre 6m middle left (11 ODRIOZOLA K), 104.98 km/h	12 - 15	-3	
26:25				11 LAUGE R Shot centre 9m post
27:12	22 FIS M Goal centre 9m bottom right, 97.57 km/h	13 - 15	-2	
27:39		13 - 16	-3	34 HALD S Goal centre 6m middle right (43 PYTLICK S), 87.32 km/h
28:11	8 CASADO A Shot centre 9m saved bottom right			
28:20				Team timeout
29:15				11 LAUGE R Shot centre 9m saved middle left
29:50	20 SERDIO A for 25 HERNANDEZ S Empty goal			
29:58	22 FIS M Goal right 6m top left (8 CASADO A), 103.93 km/h	14 - 16	-2	
30:00	25 HERNANDEZ S for 80 BARRUFET I Goalkeeper back			

2nd HALF

Match Time	ESP - Spain	Score	Lead	DEN - Denmark
30:00	25 HERNANDEZ S Goalkeeper			12 NIELSEN E Goalkeeper
30:36	22 FIS M 7m received			3 KIRKELOKKE N 7m caused
30:54	22 FIS M Goal Penalty shot bottom right, 102.66 km/h	15 - 16	-1	
31:27	80 BARRUFET I 7m caused			19 GIDSEL M 7m received
31:32	53 BIOSCA I for 25 HERNANDEZ S Goalkeeper Substitution			

OFFICIAL PARTNERS



EHF PARTNERS



NATIONAL SUPPLIERS



Main Round Group I

Play by Play

Herning

Match No: 42

ESP 31 - 36 DEN

(14 - 16) (17 - 20)

2nd HALF

Match Time	ESP - Spain	Score	Lead	DEN - Denmark
31:32		15 - 17	-2	7 JAKOBSEN E Goal Penalty shot middle right (19 GIDSEL M), 104.83 km/h
31:47	25 HERNANDEZ S for 53 BIOSCA I Goalkeeper Substitution			
32:32	22 FIS M 7m received			28 ANDERSSON L 7m caused
32:35				20 MOLLER K for 12 NIELSEN E Goalkeeper Substitution
32:35	22 FIS M Goal Penalty shot top left, 108.62 km/h	16 - 17	-1	
32:49				12 NIELSEN E for 20 MOLLER K Goalkeeper Substitution
33:22				28 ANDERSSON L Turnover
34:04	24 DUJSHEBAEV D Goal centre 9m bottom right, 111.67 km/h	17 - 17	0	
34:13		17 - 18	-1	3 KIRKELOKKE N Goal right wing bottom left (43 PYTLICK S), 109.49 km/h
34:59	20 SERDIO A Shot centre 6m saved top right			
36:01				28 ANDERSSON L Shot right 9m saved middle left
36:07		17 - 19	-2	28 ANDERSSON L Goal centre 9m middle right, 91.83 km/h
37:18	24 DUJSHEBAEV D Shot centre 9m post			
37:31		17 - 20	-3	43 PYTLICK S Goal left 6m bottom left, 94.23 km/h
37:46				Video Replay (Punishment review) Punishment
37:46				33 BERGHOLT E 2-minutes suspension
37:46	53 BIOSCA I for 25 HERNANDEZ S Goalkeeper Substitution			
37:46				B JACOBSEN N Warning (yellow card) bench punishment
38:12	22 FIS M Shot right 9m blocked			15 SAUGSTRUP M Block
38:14	80 BARRUFET I Shot left wing saved middle left			
38:14	80 BARRUFET I 2-minutes suspension			
38:19				26 HANSEN J for 12 NIELSEN E Empty goal
39:00	5 SERRADILLA A 7m caused			19 GIDSEL M 7m received
39:03				12 NIELSEN E for 38 HOXER M Goalkeeper back
39:04		17 - 21	-4	7 JAKOBSEN E Goal Penalty shot bottom left (19 GIDSEL M)
39:22	9 TARRAFETA I for 53 BIOSCA I Empty goal			
39:37	24 DUJSHEBAEV D 7m received			15 SAUGSTRUP M 7m caused
39:42	53 BIOSCA I for 9 TARRAFETA I Goalkeeper back			
39:42	22 FIS M Penalty shot saved middle left			
40:09		17 - 22	-5	7 JAKOBSEN E Goal left wing bottom left (43 PYTLICK S), 63.99 km/h
40:48	10 DUJSHEBAEV A Goal right 6m bottom right, 105.86 km/h	18 - 22	-4	
40:54		18 - 23	-5	7 JAKOBSEN E Goal fast throw off top left
41:33	10 DUJSHEBAEV A Shot left 6m saved bottom left			
41:44		18 - 24	-6	3 KIRKELOKKE N Goal right wing bottom right (19 GIDSEL M), 80.10 km/h
41:59	Team timeout			
41:59	25 HERNANDEZ S for 53 BIOSCA I Goalkeeper Substitution			
42:12	10 DUJSHEBAEV A Goal centre 9m middle right, 103.56 km/h	19 - 24	-5	
42:28				33 BERGHOLT E for 12 NIELSEN E Empty goal
42:42		19 - 25	-6	7 JAKOBSEN E Goal left wing bottom left (43 PYTLICK S), 83.93 km/h
42:44				12 NIELSEN E for 19 GIDSEL M Goalkeeper back
42:53	22 FIS M Turnover			19 GIDSEL M Steal
42:58		19 - 26	-7	33 BERGHOLT E Goal fast break top right (3 KIRKELOKKE N), 106.24 km/h
43:10	37 ROMERO V Shot left 6m saved middle right			
43:22				43 PYTLICK S for 12 NIELSEN E Empty goal
43:46		19 - 27	-8	3 KIRKELOKKE N Goal right wing bottom centre (19 GIDSEL M), 96.92 km/h
43:48				12 NIELSEN E for 7 JAKOBSEN E Goalkeeper back
44:17	22 FIS M Goal left 6m top left (7 GURRI J), 109.98 km/h	20 - 27	-7	
44:32				43 PYTLICK S for 12 NIELSEN E Empty goal
44:44				43 PYTLICK S Shot left 6m saved middle right
44:45				12 NIELSEN E for 19 GIDSEL M Goalkeeper back
45:06	10 DUJSHEBAEV A Goal left 9m middle left, 93.55 km/h	21 - 27	-6	
45:20				34 HALD S for 12 NIELSEN E Empty goal

OFFICIAL PARTNERS



EHF PARTNERS



NATIONAL SUPPLIERS



Match No: 42

Play by Play

ESP 31 - 36 DEN

(14 - 16) (17 - 20)

2nd HALF

Match Time	ESP - Spain	Score	Lead	DEN - Denmark
45:49		21 - 28	-7	3 KIRKELOKKE N Goal right wing middle left (28 ANDERSSON L), 99.94 km/h
45:50				12 NIELSEN E for 43 PYTLICK S Goalkeeper back
46:18	22 FIS M Goal flying throw middle left (10 DUJSHEBAEV A), 101.03 km/h	22 - 28	-6	
46:28				34 HALD S for 12 NIELSEN E Empty goal
46:51		22 - 29	-7	3 KIRKELOKKE N Goal right wing bottom left (28 ANDERSSON L)
46:53				12 NIELSEN E for 43 PYTLICK S Goalkeeper back
46:53	7 GURRI J 2-minutes suspension			
46:53	24 DUJSHEBAEV D for 25 HERNANDEZ S Empty goal			
47:22	37 ROMERO V Goal right 6m top left (10 DUJSHEBAEV A), 27.59 km/h	23 - 29	-6	
47:27	25 HERNANDEZ S for 22 FIS M Goalkeeper back			
47:33				43 PYTLICK S for 12 NIELSEN E Empty goal
47:54		23 - 30	-7	33 BERGHOLT E Goal centre 6m middle right (43 PYTLICK S)
47:56				12 NIELSEN E for 43 PYTLICK S Goalkeeper back
48:08	22 FIS M for 25 HERNANDEZ S Empty goal			
48:33	37 ROMERO V Shot centre 6m saved middle left			
48:35	25 HERNANDEZ S for 22 FIS M Goalkeeper back			
48:45				34 HALD S for 12 NIELSEN E Empty goal
48:58		23 - 31	-8	19 GIDSEL M Goal centre 6m bottom left (43 PYTLICK S), 93.75 km/h
49:04	28 GOMEZ A Goal empty goal top centre	24 - 31	-7	
49:04				12 NIELSEN E for 28 ANDERSSON L Goalkeeper back
49:16				28 ANDERSSON L for 12 NIELSEN E Empty goal
49:22				Team timeout
49:39				12 NIELSEN E for 34 HALD S Goalkeeper back
49:39	37 ROMERO V 7m caused			43 PYTLICK S 7m received
49:39	37 ROMERO V 2-minutes suspension			
49:39				7 JAKOBSEN E Penalty shot saved bottom centre
50:43	24 DUJSHEBAEV D Shot centre 9m saved middle right			
50:51	20 SERDIO A for 25 HERNANDEZ S Empty goal			
51:31	22 FIS M Goal centre 9m top right, 102.45 km/h	25 - 31	-6	
51:37		25 - 32	-7	19 GIDSEL M Goal empty goal middle right, 52.33 km/h
51:38	25 HERNANDEZ S for 28 GOMEZ A Goalkeeper back			
52:16	10 DUJSHEBAEV A Goal breakthrough bottom left, 79.35 km/h	26 - 32	-6	
52:32				34 HALD S for 12 NIELSEN E Empty goal
52:49	10 DUJSHEBAEV A 7m caused			43 PYTLICK S 7m received
53:01				12 NIELSEN E for 43 PYTLICK S Goalkeeper back
53:01				26 HANSEN J Penalty shot saved middle right
53:18	24 DUJSHEBAEV D Goal centre 6m bottom right (10 DUJSHEBAEV A)	27 - 32	-5	
53:38				7 JAKOBSEN E for 12 NIELSEN E Empty goal
53:51		27 - 33	-6	3 KIRKELOKKE N Goal right wing bottom right (38 HOXER M), 88.89 km/h
53:54				12 NIELSEN E for 43 PYTLICK S Goalkeeper back
54:04	10 DUJSHEBAEV A 7m received			33 BERGHOLT E 7m caused
54:04				33 BERGHOLT E 2-minutes suspension
54:04	28 GOMEZ A Goal Penalty shot bottom left (10 DUJSHEBAEV A), 66.79 km/h	28 - 33	-5	
54:17				43 PYTLICK S for 12 NIELSEN E Empty goal
55:00		28 - 34	-6	38 HOXER M Goal centre 9m bottom right, 112.20 km/h
55:03				12 NIELSEN E for 43 PYTLICK S Goalkeeper back
55:26	28 GOMEZ A Goal right wing middle left (22 FIS M), 94.79 km/h	29 - 34	-5	
55:38				7 JAKOBSEN E for 12 NIELSEN E Empty goal
56:07				12 NIELSEN E for 33 BERGHOLT E Goalkeeper back
56:22	5 SERRADILLA A 7m caused			43 PYTLICK S 7m received
56:22	Video Replay (Punishment review) Punishment			
56:22	5 SERRADILLA A 2-minutes suspension			

OFFICIAL PARTNERS



EHF PARTNERS



NATIONAL SUPPLIERS



Match No: 42

Play by Play

ESP 31 - 36 DEN

(14 - 16) (17 - 20)

2nd HALF

Match Time	ESP - Spain	Score	Lead	DEN - Denmark
56:22		29 - 35	-6	7 JAKOBSEN E Goal Penalty shot bottom right (43 PYTLICK S), 71.90 km/h
56:39	22 FIS M for 25 HERNANDEZ S Empty goal			
57:19	80 BARRUFET I Goal centre 9m bottom left, 105.40 km/h	30 - 35	-5	
57:22	25 HERNANDEZ S for 22 FIS M Goalkeeper back			
57:30				7 JAKOBSEN E for 12 NIELSEN E Empty goal
57:46		30 - 36	-6	38 HOXER M Goal right 6m bottom centre, 90.66 km/h
57:48				12 NIELSEN E for 64 MOLLER L Goalkeeper back
57:58	22 FIS M for 25 HERNANDEZ S Empty goal			
58:27	25 HERNANDEZ S for 5 SERRADILLA A Goalkeeper back			
58:54	10 DUJSHEBAEV A Shot centre 9m saved top left			
59:03				7 JAKOBSEN E for 12 NIELSEN E Empty goal
59:35				7 JAKOBSEN E Technical Fault
59:37				12 NIELSEN E for 19 GIDSEL M Goalkeeper back
59:47	20 SERDIO A for 25 HERNANDEZ S Empty goal			
59:54	22 FIS M Goal breakthrough middle left, 111.12 km/h	31 - 36	-5	
59:56	25 HERNANDEZ S for 20 SERDIO A Goalkeeper back			

OFFICIAL PARTNERS



EHF PARTNERS



NATIONAL SUPPLIERS



Main Round Group I

Empty Goal Analysis

Herning

Match No: 42

ESP 31 - 36 DEN

(14 - 16) (17 - 20)

Referees: BORICIC Marko (SRB) / MARKOVIC Dejan (SRB)

ATTACKS DURING OWN EMPTY GOAL SITUATION

Players on Court	Attacks		Goals		Saves		Missed		Blocked		Post		Turnovers		Scoring Efficiency		Goals Against	
	ESP	DEN	ESP	DEN	ESP	DEN	ESP	DEN	ESP	DEN	ESP	DEN	ESP	DEN	ESP	DEN	ESP	DEN
7 Against 6	3	9	3	6		2								1	100	67		1
6 Against 6	6	2	5	2	1										83	100	1	
Others	1	7	6	1	1										0	86		
Total:	10	18	8	14	2	3							1	80	78	1	1	

GOALS/ATTACKS DURING OWN EMPTY GOAL SITUATION - ANALYSIS OF OCCURRENCE (in 5 min intervals)

Players on Court	1st Half											
	0-5		5-10		10-15		15-20		20-25		25-30	
	ESP	DEN	ESP	DEN	ESP	DEN	ESP	DEN	ESP	DEN	ESP	DEN
7 Against 6									1/1		1/1	
6 Against 6							1/1	1/1	1/1			
Others									1/1	2/2		
Total:							1/1	2/2	2/2	2/2	1/1	

Players on Court	2nd Half											
	30-35		35-40		40-45		45-50		50-55		55-60	
	ESP	DEN	ESP	DEN	ESP	DEN	ESP	DEN	ESP	DEN	ESP	DEN
7 Against 6						2/3		3/3		1/2	1/1	0/1
6 Against 6							1/2		1/1		1/1	1/1
Others			0/1	1/1				1/2				1/1
Total:			0/1	1/1		2/3	1/2	4/5	1/1	1/2	2/2	2/3

GOALS/ATTACKS DURING OWN EMPTY GOAL SITUATION - ANALYSIS BY DURATION

Team	<15 sec.	15-30 sec.	30-45 sec.	45-60 sec.	>60 sec.
ESP	2/2	1/3	4/4	1/1	
DEN	5/6	6/8	2/3	1/1	

SUBSTITUTION SUMMARY

Players	ESP	DEN
Goalkeeper <-> Goalkeeper	6	2
Court Player <-> Goalkeeper	22	40
Court Player <-> Court Player	124	101
Total:	152	143

OFFICIAL PARTNERS



EHF PARTNERS



NATIONAL SUPPLIERS



Main Round Group I

Line-Up Analysis

Herning

Attendance: 15.000

Match No: 42

ESP 31 - 36 DEN

ESP - Spain

Lineup efficiency								Time Played		GF	GA
7 GURRI J	9 TARRAFETA I	10 DUJSHEBAEV A	11 ODRIOZOLA K	18 GARCIAINDIA I	25 HERNANDEZ S	70 FERNANDEZ D	7:36	7	1		
5 SERRADILLA A	7 GURRI J	10 DUJSHEBAEV A	11 ODRIOZOLA K	18 GARCIAINDIA I	25 HERNANDEZ S	70 FERNANDEZ D	7:15	1	5		
10 DUJSHEBAEV A	20 SERDIO A	22 FIS M	24 DUJSHEBAEV D	25 HERNANDEZ S	28 GOMEZ A	80 BARRUFET I	4:03	2	0		
5 SERRADILLA A	18 GARCIAINDIA I	20 SERDIO A	24 DUJSHEBAEV D	25 HERNANDEZ S	28 GOMEZ A	80 BARRUFET I	3:01	0	3		
5 SERRADILLA A	18 GARCIAINDIA I	24 DUJSHEBAEV D	25 HERNANDEZ S	28 GOMEZ A	37 ROMERO V	80 BARRUFET I	2:41	1	1		
5 SERRADILLA A	7 GURRI J	10 DUJSHEBAEV A	25 HERNANDEZ S	28 GOMEZ A	37 ROMERO V	80 BARRUFET I	2:40	0	4		
7 GURRI J	10 DUJSHEBAEV A	22 FIS M	25 HERNANDEZ S	28 GOMEZ A	37 ROMERO V	80 BARRUFET I	2:36	4	1		
8 CASADO A	11 ODRIOZOLA K	22 FIS M	24 DUJSHEBAEV D	25 HERNANDEZ S	37 ROMERO V	80 BARRUFET I	1:56	1	1		
5 SERRADILLA A	7 GURRI J	9 TARRAFETA I	10 DUJSHEBAEV A	11 ODRIOZOLA K	18 GARCIAINDIA I	25 HERNANDEZ S	1:49	0	3		
5 SERRADILLA A	18 GARCIAINDIA I	24 DUJSHEBAEV D	28 GOMEZ A	53 BIOSCA I	70 FERNANDEZ D	80 BARRUFET I	1:45	0	2		
5 SERRADILLA A	8 CASADO A	11 ODRIOZOLA K	18 GARCIAINDIA I	25 HERNANDEZ S	37 ROMERO V	80 BARRUFET I	1:25	0	1		
5 SERRADILLA A	7 GURRI J	18 GARCIAINDIA I	25 HERNANDEZ S	28 GOMEZ A	37 ROMERO V	80 BARRUFET I	1:25	0	2		
5 SERRADILLA A	7 GURRI J	10 DUJSHEBAEV A	22 FIS M	28 GOMEZ A	37 ROMERO V	80 BARRUFET I	1:12	1	0		
5 SERRADILLA A	7 GURRI J	11 ODRIOZOLA K	18 GARCIAINDIA I	20 SERDIO A	25 HERNANDEZ S	70 FERNANDEZ D	1:11	0	0		
10 DUJSHEBAEV A	22 FIS M	24 DUJSHEBAEV D	25 HERNANDEZ S	28 GOMEZ A	37 ROMERO V	80 BARRUFET I	1:09	1	0		
5 SERRADILLA A	7 GURRI J	9 TARRAFETA I	11 ODRIOZOLA K	18 GARCIAINDIA I	20 SERDIO A	80 BARRUFET I	1:04	0	0		
7 GURRI J	10 DUJSHEBAEV A	22 FIS M	24 DUJSHEBAEV D	28 GOMEZ A	37 ROMERO V	80 BARRUFET I	1:01	1	0		
8 CASADO A	11 ODRIOZOLA K	18 GARCIAINDIA I	24 DUJSHEBAEV D	25 HERNANDEZ S	37 ROMERO V	80 BARRUFET I	1:00	0	0		
7 GURRI J	8 CASADO A	11 ODRIOZOLA K	18 GARCIAINDIA I	25 HERNANDEZ S	37 ROMERO V	80 BARRUFET I	0:59	0	0		
8 CASADO A	11 ODRIOZOLA K	18 GARCIAINDIA I	20 SERDIO A	24 DUJSHEBAEV D	37 ROMERO V	80 BARRUFET I	0:49	1	0		
10 DUJSHEBAEV A	20 SERDIO A	22 FIS M	24 DUJSHEBAEV D	28 GOMEZ A	37 ROMERO V	80 BARRUFET I	0:47	1	1		
5 SERRADILLA A	7 GURRI J	9 TARRAFETA I	11 ODRIOZOLA K	18 GARCIAINDIA I	20 SERDIO A	25 HERNANDEZ S	0:44	1	1		
5 SERRADILLA A	10 DUJSHEBAEV A	18 GARCIAINDIA I	20 SERDIO A	24 DUJSHEBAEV D	25 HERNANDEZ S	80 BARRUFET I	0:39	0	0		
5 SERRADILLA A	7 GURRI J	11 ODRIOZOLA K	18 GARCIAINDIA I	20 SERDIO A	25 HERNANDEZ S	80 BARRUFET I	0:37	0	1		
8 CASADO A	11 ODRIOZOLA K	18 GARCIAINDIA I	20 SERDIO A	24 DUJSHEBAEV D	25 HERNANDEZ S	37 ROMERO V	0:36	0	1		
5 SERRADILLA A	10 DUJSHEBAEV A	18 GARCIAINDIA I	24 DUJSHEBAEV D	25 HERNANDEZ S	37 ROMERO V	80 BARRUFET I	0:36	0	1		
7 GURRI J	10 DUJSHEBAEV A	24 DUJSHEBAEV D	25 HERNANDEZ S	28 GOMEZ A	37 ROMERO V	80 BARRUFET I	0:32	0	0		
10 DUJSHEBAEV A	20 SERDIO A	22 FIS M	24 DUJSHEBAEV D	28 GOMEZ A	53 BIOSCA I	80 BARRUFET I	0:31	0	0		
7 GURRI J	10 DUJSHEBAEV A	22 FIS M	28 GOMEZ A	37 ROMERO V	53 BIOSCA I	70 FERNANDEZ D	0:30	1	1		
5 SERRADILLA A	7 GURRI J	10 DUJSHEBAEV A	22 FIS M	25 HERNANDEZ S	37 ROMERO V	80 BARRUFET I	0:30	0	0		
5 SERRADILLA A	7 GURRI J	24 DUJSHEBAEV D	25 HERNANDEZ S	28 GOMEZ A	37 ROMERO V	80 BARRUFET I	0:30	0	1		
8 CASADO A	10 DUJSHEBAEV A	11 ODRIOZOLA K	24 DUJSHEBAEV D	25 HERNANDEZ S	37 ROMERO V	80 BARRUFET I	0:29	1	0		
5 SERRADILLA A	8 CASADO A	11 ODRIOZOLA K	24 DUJSHEBAEV D	25 HERNANDEZ S	37 ROMERO V	80 BARRUFET I	0:29	0	0		
10 DUJSHEBAEV A	18 GARCIAINDIA I	24 DUJSHEBAEV D	25 HERNANDEZ S	28 GOMEZ A	37 ROMERO V	80 BARRUFET I	0:29	1	0		
5 SERRADILLA A	7 GURRI J	9 TARRAFETA I	10 DUJSHEBAEV A	11 ODRIOZOLA K	25 HERNANDEZ S	70 FERNANDEZ D	0:27	0	1		
5 SERRADILLA A	10 DUJSHEBAEV A	20 SERDIO A	24 DUJSHEBAEV D	25 HERNANDEZ S	37 ROMERO V	80 BARRUFET I	0:26	0	0		
7 GURRI J	8 CASADO A	11 ODRIOZOLA K	18 GARCIAINDIA I	20 SERDIO A	25 HERNANDEZ S	80 BARRUFET I	0:24	0	0		
7 GURRI J	10 DUJSHEBAEV A	22 FIS M	28 GOMEZ A	37 ROMERO V	53 BIOSCA I	80 BARRUFET I	0:23	0	0		
10 DUJSHEBAEV A	18 GARCIAINDIA I	20 SERDIO A	24 DUJSHEBAEV D	25 HERNANDEZ S	28 GOMEZ A	80 BARRUFET I	0:20	0	0		
9 TARRAFETA I	10 DUJSHEBAEV A	20 SERDIO A	24 DUJSHEBAEV D	28 GOMEZ A	70 FERNANDEZ D	80 BARRUFET I	0:20	0	0		
5 SERRADILLA A	18 GARCIAINDIA I	20 SERDIO A	22 FIS M	24 DUJSHEBAEV D	25 HERNANDEZ S	80 BARRUFET I	0:15	2	0		
5 SERRADILLA A	10 DUJSHEBAEV A	24 DUJSHEBAEV D	25 HERNANDEZ S	28 GOMEZ A	37 ROMERO V	80 BARRUFET I	0:13	1	1		
5 SERRADILLA A	18 GARCIAINDIA I	20 SERDIO A	24 DUJSHEBAEV D	28 GOMEZ A	53 BIOSCA I	80 BARRUFET I	0:12	0	1		
5 SERRADILLA A	7 GURRI J	10 DUJSHEBAEV A	11 ODRIOZOLA K	18 GARCIAINDIA I	53 BIOSCA I	70 FERNANDEZ D	0:11	0	1		
5 SERRADILLA A	7 GURRI J	18 GARCIAINDIA I	28 GOMEZ A	37 ROMERO V	53 BIOSCA I	80 BARRUFET I	0:11	0	1		
5 SERRADILLA A	7 GURRI J	10 DUJSHEBAEV A	11 ODRIOZOLA K	18 GARCIAINDIA I	25 HERNANDEZ S	28 GOMEZ A	0:10	0	0		
8 CASADO A	11 ODRIOZOLA K	20 SERDIO A	22 FIS M	24 DUJSHEBAEV D	37 ROMERO V	80 BARRUFET I	0:10	1	0		
5 SERRADILLA A	7 GURRI J	10 DUJSHEBAEV A	22 FIS M	28 GOMEZ A	53 BIOSCA I	70 FERNANDEZ D	0:10	0	0		
7 GURRI J	10 DUJSHEBAEV A	20 SERDIO A	22 FIS M	28 GOMEZ A	37 ROMERO V	80 BARRUFET I	0:09	1	0		
5 SERRADILLA A	7 GURRI J	9 TARRAFETA I	11 ODRIOZOLA K	18 GARCIAINDIA I	20 SERDIO A	70 FERNANDEZ D	0:08	0	0		
7 GURRI J	9 TARRAFETA I	11 ODRIOZOLA K	18 GARCIAINDIA I	20 SERDIO A	25 HERNANDEZ S	80 BARRUFET I	0:08	0	0		
7 GURRI J	10 DUJSHEBAEV A	18 GARCIAINDIA I	28 GOMEZ A	37 ROMERO V	53 BIOSCA I	80 BARRUFET I	0:08	0	0		
5 SERRADILLA A	10 DUJSHEBAEV A	18 GARCIAINDIA I	24 DUJSHEBAEV D	25 HERNANDEZ S	28 GOMEZ A	80 BARRUFET I	0:08	0	0		
7 GURRI J	11 ODRIOZOLA K	18 GARCIAINDIA I	20 SERDIO A	22 FIS M	25 HERNANDEZ S	80 BARRUFET I	0:07	1	0		

OFFICIAL PARTNERS



EHF PARTNERS



NATIONAL SUPPLIERS



Main Round Group I

Line-Up Analysis

Herning

Attendance: 15.000

Match No: 42

ESP 31 - 36 DEN

ESP - Spain

Lineup efficiency								Time Played	GF	GA
8 CASADO A	11 ODRIOZOLA K	18 GARCIAINDIA I	20 SERDIO A	25 HERNANDEZ S	37 ROMERO V	80 BARRUFET I	0:07	0	0	
5 SERRADILLA A	20 SERDIO A	22 FIS M	24 DUJSHEBAEV D	25 HERNANDEZ S	28 GOMEZ A	80 BARRUFET I	0:07	0	0	
8 CASADO A	11 ODRIOZOLA K	18 GARCIAINDIA I	20 SERDIO A	24 DUJSHEBAEV D	25 HERNANDEZ S	80 BARRUFET I	0:05	0	0	
10 DUJSHEBAEV A	18 GARCIAINDIA I	24 DUJSHEBAEV D	28 GOMEZ A	53 BIOSCA I	70 FERNANDEZ D	80 BARRUFET I	0:05	0	0	
5 SERRADILLA A	20 DUJSHEBAEV A	22 FIS M	24 DUJSHEBAEV D	28 GOMEZ A	53 BIOSCA I	70 FERNANDEZ D	0:05	0	0	
10 DUJSHEBAEV A	20 SERDIO A	24 DUJSHEBAEV D	28 GOMEZ A	53 BIOSCA I	70 FERNANDEZ D	80 BARRUFET I	0:03	0	0	
5 SERRADILLA A	7 GURRI J	10 DUJSHEBAEV A	28 GOMEZ A	37 ROMERO V	53 BIOSCA I	80 BARRUFET I	0:03	0	0	
5 SERRADILLA A	10 DUJSHEBAEV A	20 SERDIO A	24 DUJSHEBAEV D	25 HERNANDEZ S	28 GOMEZ A	80 BARRUFET I	0:03	0	0	
7 GURRI J	9 TARRAFETA I	10 DUJSHEBAEV A	11 ODRIOZOLA K	18 GARCIAINDIA I	53 BIOSCA I	70 FERNANDEZ D	0:02	0	0	
5 SERRADILLA A	8 CASADO A	11 ODRIOZOLA K	22 FIS M	25 HERNANDEZ S	37 ROMERO V	80 BARRUFET I	0:02	0	0	
5 SERRADILLA A	22 FIS M	24 DUJSHEBAEV D	28 GOMEZ A	53 BIOSCA I	70 FERNANDEZ D	80 BARRUFET I	0:02	0	0	

Score development								Time Played	G Diff.
7 GURRI J	9 TARRAFETA I	10 DUJSHEBAEV A	11 ODRIOZOLA K	18 GARCIAINDIA I	25 HERNANDEZ S	70 FERNANDEZ D	7:36	+6	
7 GURRI J	10 DUJSHEBAEV A	22 FIS M	25 HERNANDEZ S	28 GOMEZ A	37 ROMERO V	80 BARRUFET I	2:36	+3	
5 SERRADILLA A	18 GARCIAINDIA I	20 SERDIO A	22 FIS M	24 DUJSHEBAEV D	25 HERNANDEZ S	80 BARRUFET I	0:15	+2	
10 DUJSHEBAEV A	20 SERDIO A	22 FIS M	24 DUJSHEBAEV D	25 HERNANDEZ S	28 GOMEZ A	80 BARRUFET I	4:03	+2	
7 GURRI J	11 ODRIOZOLA K	18 GARCIAINDIA I	20 SERDIO A	22 FIS M	25 HERNANDEZ S	80 BARRUFET I	0:07	+1	
7 GURRI J	10 DUJSHEBAEV A	20 SERDIO A	22 FIS M	28 GOMEZ A	37 ROMERO V	80 BARRUFET I	0:09	+1	
8 CASADO A	11 ODRIOZOLA K	20 SERDIO A	22 FIS M	24 DUJSHEBAEV D	37 ROMERO V	80 BARRUFET I	0:10	+1	
8 CASADO A	10 DUJSHEBAEV A	11 ODRIOZOLA K	24 DUJSHEBAEV D	25 HERNANDEZ S	37 ROMERO V	80 BARRUFET I	0:29	+1	
10 DUJSHEBAEV A	18 GARCIAINDIA I	24 DUJSHEBAEV D	25 HERNANDEZ S	28 GOMEZ A	37 ROMERO V	80 BARRUFET I	0:29	+1	
8 CASADO A	11 ODRIOZOLA K	18 GARCIAINDIA I	20 SERDIO A	24 DUJSHEBAEV D	37 ROMERO V	80 BARRUFET I	0:49	+1	
7 GURRI J	10 DUJSHEBAEV A	22 FIS M	24 DUJSHEBAEV D	28 GOMEZ A	37 ROMERO V	80 BARRUFET I	1:01	+1	
10 DUJSHEBAEV A	22 FIS M	24 DUJSHEBAEV D	25 HERNANDEZ S	28 GOMEZ A	37 ROMERO V	80 BARRUFET I	1:09	+1	
5 SERRADILLA A	7 GURRI J	10 DUJSHEBAEV A	22 FIS M	28 GOMEZ A	37 ROMERO V	80 BARRUFET I	1:12	+1	
7 GURRI J	9 TARRAFETA I	10 DUJSHEBAEV A	11 ODRIOZOLA K	18 GARCIAINDIA I	53 BIOSCA I	70 FERNANDEZ D	0:02	0	
5 SERRADILLA A	8 CASADO A	11 ODRIOZOLA K	22 FIS M	25 HERNANDEZ S	37 ROMERO V	80 BARRUFET I	0:02	0	
5 SERRADILLA A	22 FIS M	24 DUJSHEBAEV D	28 GOMEZ A	53 BIOSCA I	70 FERNANDEZ D	80 BARRUFET I	0:02	0	
10 DUJSHEBAEV A	20 SERDIO A	24 DUJSHEBAEV D	28 GOMEZ A	53 BIOSCA I	70 FERNANDEZ D	80 BARRUFET I	0:03	0	
5 SERRADILLA A	7 GURRI J	10 DUJSHEBAEV A	28 GOMEZ A	37 ROMERO V	53 BIOSCA I	80 BARRUFET I	0:03	0	
5 SERRADILLA A	10 DUJSHEBAEV A	20 SERDIO A	24 DUJSHEBAEV D	25 HERNANDEZ S	28 GOMEZ A	80 BARRUFET I	0:03	0	
8 CASADO A	11 ODRIOZOLA K	18 GARCIAINDIA I	20 SERDIO A	24 DUJSHEBAEV D	25 HERNANDEZ S	80 BARRUFET I	0:05	0	
10 DUJSHEBAEV A	18 GARCIAINDIA I	24 DUJSHEBAEV D	28 GOMEZ A	53 BIOSCA I	70 FERNANDEZ D	80 BARRUFET I	0:05	0	
5 SERRADILLA A	10 DUJSHEBAEV A	22 FIS M	24 DUJSHEBAEV D	28 GOMEZ A	53 BIOSCA I	70 FERNANDEZ D	0:05	0	
8 CASADO A	11 ODRIOZOLA K	18 GARCIAINDIA I	20 SERDIO A	25 HERNANDEZ S	37 ROMERO V	80 BARRUFET I	0:07	0	
5 SERRADILLA A	20 SERDIO A	22 FIS M	24 DUJSHEBAEV D	25 HERNANDEZ S	28 GOMEZ A	80 BARRUFET I	0:07	0	
5 SERRADILLA A	7 GURRI J	9 TARRAFETA I	11 ODRIOZOLA K	18 GARCIAINDIA I	20 SERDIO A	70 FERNANDEZ D	0:08	0	
7 GURRI J	9 TARRAFETA I	11 ODRIOZOLA K	18 GARCIAINDIA I	20 SERDIO A	25 HERNANDEZ S	80 BARRUFET I	0:08	0	
7 GURRI J	10 DUJSHEBAEV A	18 GARCIAINDIA I	28 GOMEZ A	37 ROMERO V	53 BIOSCA I	80 BARRUFET I	0:08	0	
5 SERRADILLA A	10 DUJSHEBAEV A	18 GARCIAINDIA I	24 DUJSHEBAEV D	25 HERNANDEZ S	28 GOMEZ A	80 BARRUFET I	0:08	0	
5 SERRADILLA A	7 GURRI J	10 DUJSHEBAEV A	11 ODRIOZOLA K	18 GARCIAINDIA I	25 HERNANDEZ S	28 GOMEZ A	0:10	0	
5 SERRADILLA A	7 GURRI J	10 DUJSHEBAEV A	22 FIS M	28 GOMEZ A	53 BIOSCA I	70 FERNANDEZ D	0:10	0	
5 SERRADILLA A	10 DUJSHEBAEV A	24 DUJSHEBAEV D	25 HERNANDEZ S	28 GOMEZ A	37 ROMERO V	80 BARRUFET I	0:13	0	
10 DUJSHEBAEV A	18 GARCIAINDIA I	20 SERDIO A	24 DUJSHEBAEV D	25 HERNANDEZ S	28 GOMEZ A	80 BARRUFET I	0:20	0	
9 TARRAFETA I	10 DUJSHEBAEV A	20 SERDIO A	24 DUJSHEBAEV D	28 GOMEZ A	70 FERNANDEZ D	80 BARRUFET I	0:20	0	
7 GURRI J	10 DUJSHEBAEV A	22 FIS M	28 GOMEZ A	37 ROMERO V	53 BIOSCA I	80 BARRUFET I	0:23	0	
7 GURRI J	8 CASADO A	11 ODRIOZOLA K	18 GARCIAINDIA I	20 SERDIO A	25 HERNANDEZ S	80 BARRUFET I	0:24	0	
5 SERRADILLA A	10 DUJSHEBAEV A	20 SERDIO A	24 DUJSHEBAEV D	25 HERNANDEZ S	37 ROMERO V	80 BARRUFET I	0:26	0	
5 SERRADILLA A	8 CASADO A	11 ODRIOZOLA K	24 DUJSHEBAEV D	25 HERNANDEZ S	37 ROMERO V	80 BARRUFET I	0:29	0	
7 GURRI J	10 DUJSHEBAEV A	22 FIS M	28 GOMEZ A	37 ROMERO V	53 BIOSCA I	70 FERNANDEZ D	0:30	0	
5 SERRADILLA A	7 GURRI J	10 DUJSHEBAEV A	22 FIS M	25 HERNANDEZ S	37 ROMERO V	80 BARRUFET I	0:30	0	
10 DUJSHEBAEV A	20 SERDIO A	22 FIS M	24 DUJSHEBAEV D	28 GOMEZ A	53 BIOSCA I	80 BARRUFET I	0:31	0	

OFFICIAL PARTNERS



EHF PARTNERS



NATIONAL SUPPLIERS



Main Round Group I

Line-Up Analysis

Herning

Attendance: 15.000

Match No: 42

ESP 31 - 36 DEN

ESP - Spain

Score development								Time Played	G Diff.
7 GURRI J	10 DUJSHEBAEV A	24 DUJSHEBAEV D	25 HERNANDEZ S	28 GOMEZ A	37 ROMERO V	80 BARRUFET I	0:32	0	
5 SERRADILLA A	10 DUJSHEBAEV A	18 GARCIAINDIA I	20 SERDIO A	24 DUJSHEBAEV D	25 HERNANDEZ S	80 BARRUFET I	0:39	0	
5 SERRADILLA A	7 GURRI J	9 TARRAFETA I	11 ODRIOZOLA K	18 GARCIAINDIA I	20 SERDIO A	25 HERNANDEZ S	0:44	0	
10 DUJSHEBAEV A	20 SERDIO A	22 FIS M	24 DUJSHEBAEV D	28 GOMEZ A	37 ROMERO V	80 BARRUFET I	0:47	0	
7 GURRI J	8 CASADO A	11 ODRIOZOLA K	18 GARCIAINDIA I	25 HERNANDEZ S	37 ROMERO V	80 BARRUFET I	0:59	0	
8 CASADO A	11 ODRIOZOLA K	18 GARCIAINDIA I	24 DUJSHEBAEV D	25 HERNANDEZ S	37 ROMERO V	80 BARRUFET I	1:00	0	
5 SERRADILLA A	7 GURRI J	9 TARRAFETA I	11 ODRIOZOLA K	18 GARCIAINDIA I	20 SERDIO A	80 BARRUFET I	1:04	0	
5 SERRADILLA A	7 GURRI J	11 ODRIOZOLA K	18 GARCIAINDIA I	20 SERDIO A	25 HERNANDEZ S	70 FERNANDEZ D	1:11	0	
8 CASADO A	11 ODRIOZOLA K	22 FIS M	24 DUJSHEBAEV D	25 HERNANDEZ S	37 ROMERO V	80 BARRUFET I	1:56	0	
5 SERRADILLA A	18 GARCIAINDIA I	24 DUJSHEBAEV D	25 HERNANDEZ S	28 GOMEZ A	37 ROMERO V	80 BARRUFET I	2:41	0	
5 SERRADILLA A	7 GURRI J	10 DUJSHEBAEV A	11 ODRIOZOLA K	18 GARCIAINDIA I	53 BIOSCA I	70 FERNANDEZ D	0:11	-1	
5 SERRADILLA A	7 GURRI J	18 GARCIAINDIA I	28 GOMEZ A	37 ROMERO V	53 BIOSCA I	80 BARRUFET I	0:11	-1	
5 SERRADILLA A	18 GARCIAINDIA I	20 SERDIO A	24 DUJSHEBAEV D	28 GOMEZ A	53 BIOSCA I	80 BARRUFET I	0:12	-1	
5 SERRADILLA A	7 GURRI J	9 TARRAFETA I	10 DUJSHEBAEV A	11 ODRIOZOLA K	25 HERNANDEZ S	70 FERNANDEZ D	0:27	-1	
5 SERRADILLA A	7 GURRI J	24 DUJSHEBAEV D	25 HERNANDEZ S	28 GOMEZ A	37 ROMERO V	80 BARRUFET I	0:30	-1	
8 CASADO A	11 ODRIOZOLA K	18 GARCIAINDIA I	20 SERDIO A	24 DUJSHEBAEV D	25 HERNANDEZ S	37 ROMERO V	0:36	-1	
5 SERRADILLA A	10 DUJSHEBAEV A	18 GARCIAINDIA I	24 DUJSHEBAEV D	25 HERNANDEZ S	37 ROMERO V	80 BARRUFET I	0:36	-1	
5 SERRADILLA A	7 GURRI J	11 ODRIOZOLA K	18 GARCIAINDIA I	20 SERDIO A	25 HERNANDEZ S	80 BARRUFET I	0:37	-1	
5 SERRADILLA A	8 CASADO A	11 ODRIOZOLA K	18 GARCIAINDIA I	25 HERNANDEZ S	37 ROMERO V	80 BARRUFET I	1:25	-1	
5 SERRADILLA A	7 GURRI J	18 GARCIAINDIA I	25 HERNANDEZ S	28 GOMEZ A	37 ROMERO V	80 BARRUFET I	1:25	-2	
5 SERRADILLA A	18 GARCIAINDIA I	24 DUJSHEBAEV D	28 GOMEZ A	53 BIOSCA I	70 FERNANDEZ D	80 BARRUFET I	1:45	-2	
5 SERRADILLA A	7 GURRI J	9 TARRAFETA I	10 DUJSHEBAEV A	11 ODRIOZOLA K	18 GARCIAINDIA I	25 HERNANDEZ S	1:49	-3	
5 SERRADILLA A	18 GARCIAINDIA I	20 SERDIO A	24 DUJSHEBAEV D	25 HERNANDEZ S	28 GOMEZ A	80 BARRUFET I	3:01	-3	
5 SERRADILLA A	7 GURRI J	10 DUJSHEBAEV A	25 HERNANDEZ S	28 GOMEZ A	37 ROMERO V	80 BARRUFET I	2:40	-4	
5 SERRADILLA A	7 GURRI J	10 DUJSHEBAEV A	11 ODRIOZOLA K	18 GARCIAINDIA I	25 HERNANDEZ S	70 FERNANDEZ D	7:15	-4	

Empty Goal								Time Played	GF	GA
5 SERRADILLA A	7 GURRI J	10 DUJSHEBAEV A	22 FIS M	28 GOMEZ A	37 ROMERO V	80 BARRUFET I	1:12	1	0	
5 SERRADILLA A	7 GURRI J	9 TARRAFETA I	11 ODRIOZOLA K	18 GARCIAINDIA I	20 SERDIO A	80 BARRUFET I	1:04	0	0	
7 GURRI J	10 DUJSHEBAEV A	22 FIS M	24 DUJSHEBAEV D	28 GOMEZ A	37 ROMERO V	80 BARRUFET I	1:01	1	0	
8 CASADO A	11 ODRIOZOLA K	18 GARCIAINDIA I	20 SERDIO A	24 DUJSHEBAEV D	37 ROMERO V	80 BARRUFET I	0:49	1	0	
10 DUJSHEBAEV A	20 SERDIO A	22 FIS M	24 DUJSHEBAEV D	28 GOMEZ A	37 ROMERO V	80 BARRUFET I	0:47	1	1	
9 TARRAFETA I	10 DUJSHEBAEV A	20 SERDIO A	24 DUJSHEBAEV D	28 GOMEZ A	70 FERNANDEZ D	80 BARRUFET I	0:20	0	0	
8 CASADO A	11 ODRIOZOLA K	20 SERDIO A	22 FIS M	24 DUJSHEBAEV D	37 ROMERO V	80 BARRUFET I	0:10	1	0	
7 GURRI J	10 DUJSHEBAEV A	20 SERDIO A	22 FIS M	28 GOMEZ A	37 ROMERO V	80 BARRUFET I	0:09	1	0	
5 SERRADILLA A	7 GURRI J	9 TARRAFETA I	11 ODRIOZOLA K	18 GARCIAINDIA I	20 SERDIO A	70 FERNANDEZ D	0:08	0	0	

OFFICIAL PARTNERS



EHF PARTNERS



NATIONAL SUPPLIERS



Main Round Group I

Line-Up Analysis

Herning

Attendance: 15.000

Match No: 42

ESP 31 - 36 DEN

DEN - Denmark

Lineup efficiency								Time Played	GF	GA
4	LANDIN M	11 LAUGE R	12 NIELSEN E	15 SAUGSTRUP M	19 GIDSEL M	34 HALD S	43 PYTLICK S	10:23	2	7
3	KIRKELOKKE N	7 JAKOBSEN E	12 NIELSEN E	15 SAUGSTRUP M	19 GIDSEL M	28 ANDERSSON L	33 BERGHOLT E	8:17	5	3
4	LANDIN M	11 LAUGE R	12 NIELSEN E	15 SAUGSTRUP M	19 GIDSEL M	26 HANSEN J	43 PYTLICK S	7:37	7	1
3	KIRKELOKKE N	7 JAKOBSEN E	12 NIELSEN E	19 GIDSEL M	28 ANDERSSON L	33 BERGHOLT E	34 HALD S	4:35	1	4
4	LANDIN M	12 NIELSEN E	15 SAUGSTRUP M	19 GIDSEL M	28 ANDERSSON L	34 HALD S	43 PYTLICK S	2:49	0	3
3	KIRKELOKKE N	7 JAKOBSEN E	12 NIELSEN E	15 SAUGSTRUP M	19 GIDSEL M	28 ANDERSSON L	43 PYTLICK S	2:37	3	0
3	KIRKELOKKE N	12 NIELSEN E	19 GIDSEL M	28 ANDERSSON L	33 BERGHOLT E	34 HALD S	38 HOXER M	2:25	0	2
3	KIRKELOKKE N	7 JAKOBSEN E	19 GIDSEL M	28 ANDERSSON L	33 BERGHOLT E	34 HALD S	43 PYTLICK S	2:21	3	1
4	LANDIN M	11 LAUGE R	12 NIELSEN E	19 GIDSEL M	26 HANSEN J	34 HALD S	43 PYTLICK S	2:04	1	0
4	LANDIN M	12 NIELSEN E	15 SAUGSTRUP M	19 GIDSEL M	34 HALD S	38 HOXER M	43 PYTLICK S	1:59	0	1
3	KIRKELOKKE N	7 JAKOBSEN E	19 GIDSEL M	33 BERGHOLT E	34 HALD S	38 HOXER M	43 PYTLICK S	1:38	3	0
4	LANDIN M	11 LAUGE R	15 SAUGSTRUP M	19 GIDSEL M	26 HANSEN J	28 ANDERSSON L	43 PYTLICK S	1:18	1	0
3	KIRKELOKKE N	12 NIELSEN E	15 SAUGSTRUP M	19 GIDSEL M	28 ANDERSSON L	33 BERGHOLT E	43 PYTLICK S	0:59	0	1
3	KIRKELOKKE N	7 JAKOBSEN E	15 SAUGSTRUP M	19 GIDSEL M	28 ANDERSSON L	33 BERGHOLT E	43 PYTLICK S	0:55	2	0
3	KIRKELOKKE N	7 JAKOBSEN E	19 GIDSEL M	33 BERGHOLT E	34 HALD S	38 HOXER M	64 MOLLER L	0:52	1	0
4	LANDIN M	12 NIELSEN E	15 SAUGSTRUP M	19 GIDSEL M	26 HANSEN J	28 ANDERSSON L	43 PYTLICK S	0:47	0	0
3	KIRKELOKKE N	7 JAKOBSEN E	12 NIELSEN E	19 GIDSEL M	33 BERGHOLT E	34 HALD S	38 HOXER M	0:42	0	1
4	LANDIN M	11 LAUGE R	12 NIELSEN E	15 SAUGSTRUP M	26 HANSEN J	34 HALD S	43 PYTLICK S	0:41	0	1
4	LANDIN M	15 SAUGSTRUP M	19 GIDSEL M	26 HANSEN J	34 HALD S	38 HOXER M	43 PYTLICK S	0:38	2	0
3	KIRKELOKKE N	7 JAKOBSEN E	12 NIELSEN E	15 SAUGSTRUP M	19 GIDSEL M	26 HANSEN J	33 BERGHOLT E	0:37	0	1
3	KIRKELOKKE N	7 JAKOBSEN E	12 NIELSEN E	15 SAUGSTRUP M	28 ANDERSSON L	33 BERGHOLT E	43 PYTLICK S	0:35	0	1
3	KIRKELOKKE N	7 JAKOBSEN E	12 NIELSEN E	28 ANDERSSON L	33 BERGHOLT E	34 HALD S	38 HOXER M	0:32	1	1
4	LANDIN M	11 LAUGE R	12 NIELSEN E	15 SAUGSTRUP M	19 GIDSEL M	28 ANDERSSON L	43 PYTLICK S	0:28	0	1
3	KIRKELOKKE N	12 NIELSEN E	19 GIDSEL M	26 HANSEN J	28 ANDERSSON L	33 BERGHOLT E	34 HALD S	0:25	0	1
7	JAKOBSEN E	15 SAUGSTRUP M	19 GIDSEL M	26 HANSEN J	33 BERGHOLT E	38 HOXER M	43 PYTLICK S	0:23	0	0
4	LANDIN M	12 NIELSEN E	15 SAUGSTRUP M	26 HANSEN J	34 HALD S	38 HOXER M	43 PYTLICK S	0:22	0	0
3	KIRKELOKKE N	7 JAKOBSEN E	12 NIELSEN E	19 GIDSEL M	28 ANDERSSON L	33 BERGHOLT E	43 PYTLICK S	0:22	0	0
4	LANDIN M	12 NIELSEN E	19 GIDSEL M	26 HANSEN J	28 ANDERSSON L	34 HALD S	43 PYTLICK S	0:16	0	0
3	KIRKELOKKE N	7 JAKOBSEN E	15 SAUGSTRUP M	19 GIDSEL M	26 HANSEN J	33 BERGHOLT E	38 HOXER M	0:15	0	0
3	KIRKELOKKE N	7 JAKOBSEN E	12 NIELSEN E	19 GIDSEL M	34 HALD S	38 HOXER M	43 PYTLICK S	0:15	0	0
4	LANDIN M	7 JAKOBSEN E	11 LAUGE R	12 NIELSEN E	15 SAUGSTRUP M	34 HALD S	43 PYTLICK S	0:13	1	0
4	LANDIN M	11 LAUGE R	15 SAUGSTRUP M	19 GIDSEL M	26 HANSEN J	34 HALD S	43 PYTLICK S	0:13	1	0
7	JAKOBSEN E	12 NIELSEN E	15 SAUGSTRUP M	19 GIDSEL M	26 HANSEN J	33 BERGHOLT E	38 HOXER M	0:12	0	0
3	KIRKELOKKE N	7 JAKOBSEN E	12 NIELSEN E	19 GIDSEL M	33 BERGHOLT E	34 HALD S	43 PYTLICK S	0:12	0	0
3	KIRKELOKKE N	12 NIELSEN E	19 GIDSEL M	26 HANSEN J	28 ANDERSSON L	33 BERGHOLT E	43 PYTLICK S	0:12	0	0
3	KIRKELOKKE N	7 JAKOBSEN E	15 SAUGSTRUP M	19 GIDSEL M	20 MOLLER K	28 ANDERSSON L	33 BERGHOLT E	0:11	0	1
4	LANDIN M	12 NIELSEN E	15 SAUGSTRUP M	19 GIDSEL M	26 HANSEN J	34 HALD S	43 PYTLICK S	0:07	0	0
3	KIRKELOKKE N	7 JAKOBSEN E	15 SAUGSTRUP M	19 GIDSEL M	26 HANSEN J	28 ANDERSSON L	33 BERGHOLT E	0:06	0	0
3	KIRKELOKKE N	12 NIELSEN E	19 GIDSEL M	33 BERGHOLT E	34 HALD S	38 HOXER M	64 MOLLER L	0:06	0	0
4	LANDIN M	7 JAKOBSEN E	11 LAUGE R	12 NIELSEN E	15 SAUGSTRUP M	19 GIDSEL M	43 PYTLICK S	0:05	1	0
3	KIRKELOKKE N	7 JAKOBSEN E	12 NIELSEN E	15 SAUGSTRUP M	19 GIDSEL M	26 HANSEN J	43 PYTLICK S	0:05	1	0
3	KIRKELOKKE N	12 NIELSEN E	19 GIDSEL M	33 BERGHOLT E	34 HALD S	38 HOXER M	43 PYTLICK S	0:04	0	0
3	KIRKELOKKE N	7 JAKOBSEN E	15 SAUGSTRUP M	19 GIDSEL M	20 MOLLER K	28 ANDERSSON L	43 PYTLICK S	0:03	0	0
3	KIRKELOKKE N	7 JAKOBSEN E	12 NIELSEN E	33 BERGHOLT E	34 HALD S	38 HOXER M	64 MOLLER L	0:02	0	0
7	JAKOBSEN E	12 NIELSEN E	15 SAUGSTRUP M	19 GIDSEL M	26 HANSEN J	33 BERGHOLT E	43 PYTLICK S	0:01	0	0
3	KIRKELOKKE N	19 GIDSEL M	26 HANSEN J	28 ANDERSSON L	33 BERGHOLT E	34 HALD S	43 PYTLICK S	0:01	0	0

Score development								Time Played	G Diff.
4	LANDIN M	11 LAUGE R	12 NIELSEN E	15 SAUGSTRUP M	19 GIDSEL M	26 HANSEN J	43 PYTLICK S	7:37	+6
3	KIRKELOKKE N	7 JAKOBSEN E	19 GIDSEL M	33 BERGHOLT E	34 HALD S	38 HOXER M	43 PYTLICK S	1:38	+3
3	KIRKELOKKE N	7 JAKOBSEN E	12 NIELSEN E	15 SAUGSTRUP M	19 GIDSEL M	28 ANDERSSON L	43 PYTLICK S	2:37	+3
4	LANDIN M	15 SAUGSTRUP M	19 GIDSEL M	26 HANSEN J	34 HALD S	38 HOXER M	43 PYTLICK S	0:38	+2
3	KIRKELOKKE N	7 JAKOBSEN E	15 SAUGSTRUP M	19 GIDSEL M	28 ANDERSSON L	33 BERGHOLT E	43 PYTLICK S	0:55	+2

OFFICIAL PARTNERS



EHF PARTNERS



NATIONAL SUPPLIERS



Main Round Group I

Line-Up Analysis

Herning

Attendance: 15.000

Match No: 42

ESP 31 - 36 DEN

DEN - Denmark

Score development								Time Played	G Diff.
3	KIRKELOKKE N	7 JAKOBSEN E	19 GIDSEL M	28 ANDERSSON L	33 BERGHOLT E	34 HALD S	43 PYTLICK S	2:21	+2
3	KIRKELOKKE N	7 JAKOBSEN E	12 NIELSEN E	15 SAUGSTRUP M	19 GIDSEL M	28 ANDERSSON L	33 BERGHOLT E	8:17	+2
4	LANDIN M	7 JAKOBSEN E	11 LAUGE R	12 NIELSEN E	15 SAUGSTRUP M	19 GIDSEL M	43 PYTLICK S	0:05	+1
3	KIRKELOKKE N	7 JAKOBSEN E	12 NIELSEN E	15 SAUGSTRUP M	19 GIDSEL M	26 HANSEN J	43 PYTLICK S	0:05	+1
4	LANDIN M	7 JAKOBSEN E	11 LAUGE R	12 NIELSEN E	15 SAUGSTRUP M	34 HALD S	43 PYTLICK S	0:13	+1
4	LANDIN M	11 LAUGE R	15 SAUGSTRUP M	19 GIDSEL M	26 HANSEN J	34 HALD S	43 PYTLICK S	0:13	+1
3	KIRKELOKKE N	7 JAKOBSEN E	19 GIDSEL M	33 BERGHOLT E	34 HALD S	38 HOXER M	64 MOLLER L	0:52	+1
4	LANDIN M	11 LAUGE R	15 SAUGSTRUP M	19 GIDSEL M	26 HANSEN J	28 ANDERSSON L	43 PYTLICK S	1:18	+1
4	LANDIN M	11 LAUGE R	12 NIELSEN E	19 GIDSEL M	26 HANSEN J	34 HALD S	43 PYTLICK S	2:04	+1
7	JAKOBSEN E	12 NIELSEN E	15 SAUGSTRUP M	19 GIDSEL M	26 HANSEN J	33 BERGHOLT E	43 PYTLICK S	0:01	0
3	KIRKELOKKE N	19 GIDSEL M	26 HANSEN J	28 ANDERSSON L	33 BERGHOLT E	34 HALD S	43 PYTLICK S	0:01	0
3	KIRKELOKKE N	7 JAKOBSEN E	12 NIELSEN E	33 BERGHOLT E	34 HALD S	38 HOXER M	64 MOLLER L	0:02	0
3	KIRKELOKKE N	7 JAKOBSEN E	15 SAUGSTRUP M	19 GIDSEL M	20 MOLLER K	28 ANDERSSON L	43 PYTLICK S	0:03	0
3	KIRKELOKKE N	12 NIELSEN E	19 GIDSEL M	33 BERGHOLT E	34 HALD S	38 HOXER M	43 PYTLICK S	0:04	0
3	KIRKELOKKE N	7 JAKOBSEN E	15 SAUGSTRUP M	19 GIDSEL M	26 HANSEN J	28 ANDERSSON L	33 BERGHOLT E	0:06	0
3	KIRKELOKKE N	12 NIELSEN E	19 GIDSEL M	33 BERGHOLT E	34 HALD S	38 HOXER M	64 MOLLER L	0:06	0
4	LANDIN M	12 NIELSEN E	15 SAUGSTRUP M	19 GIDSEL M	26 HANSEN J	34 HALD S	43 PYTLICK S	0:07	0
7	JAKOBSEN E	12 NIELSEN E	15 SAUGSTRUP M	19 GIDSEL M	26 HANSEN J	33 BERGHOLT E	38 HOXER M	0:12	0
3	KIRKELOKKE N	7 JAKOBSEN E	12 NIELSEN E	19 GIDSEL M	33 BERGHOLT E	34 HALD S	43 PYTLICK S	0:12	0
3	KIRKELOKKE N	12 NIELSEN E	19 GIDSEL M	26 HANSEN J	28 ANDERSSON L	33 BERGHOLT E	43 PYTLICK S	0:12	0
3	KIRKELOKKE N	7 JAKOBSEN E	15 SAUGSTRUP M	19 GIDSEL M	26 HANSEN J	33 BERGHOLT E	38 HOXER M	0:15	0
3	KIRKELOKKE N	7 JAKOBSEN E	12 NIELSEN E	19 GIDSEL M	34 HALD S	38 HOXER M	43 PYTLICK S	0:15	0
4	LANDIN M	12 NIELSEN E	19 GIDSEL M	26 HANSEN J	28 ANDERSSON L	34 HALD S	43 PYTLICK S	0:16	0
4	LANDIN M	12 NIELSEN E	15 SAUGSTRUP M	26 HANSEN J	34 HALD S	38 HOXER M	43 PYTLICK S	0:22	0
3	KIRKELOKKE N	7 JAKOBSEN E	12 NIELSEN E	19 GIDSEL M	28 ANDERSSON L	33 BERGHOLT E	43 PYTLICK S	0:22	0
7	JAKOBSEN E	15 SAUGSTRUP M	19 GIDSEL M	26 HANSEN J	33 BERGHOLT E	38 HOXER M	43 PYTLICK S	0:23	0
3	KIRKELOKKE N	7 JAKOBSEN E	12 NIELSEN E	28 ANDERSSON L	33 BERGHOLT E	34 HALD S	38 HOXER M	0:32	0
4	LANDIN M	12 NIELSEN E	15 SAUGSTRUP M	19 GIDSEL M	26 HANSEN J	28 ANDERSSON L	43 PYTLICK S	0:47	0
3	KIRKELOKKE N	7 JAKOBSEN E	15 SAUGSTRUP M	19 GIDSEL M	20 MOLLER K	28 ANDERSSON L	33 BERGHOLT E	0:11	-1
3	KIRKELOKKE N	12 NIELSEN E	19 GIDSEL M	26 HANSEN J	28 ANDERSSON L	33 BERGHOLT E	34 HALD S	0:25	-1
4	LANDIN M	11 LAUGE R	12 NIELSEN E	15 SAUGSTRUP M	19 GIDSEL M	28 ANDERSSON L	43 PYTLICK S	0:28	-1
3	KIRKELOKKE N	7 JAKOBSEN E	12 NIELSEN E	15 SAUGSTRUP M	28 ANDERSSON L	33 BERGHOLT E	43 PYTLICK S	0:35	-1
3	KIRKELOKKE N	7 JAKOBSEN E	12 NIELSEN E	15 SAUGSTRUP M	19 GIDSEL M	26 HANSEN J	33 BERGHOLT E	0:37	-1
4	LANDIN M	11 LAUGE R	12 NIELSEN E	15 SAUGSTRUP M	26 HANSEN J	34 HALD S	43 PYTLICK S	0:41	-1
3	KIRKELOKKE N	7 JAKOBSEN E	12 NIELSEN E	19 GIDSEL M	33 BERGHOLT E	34 HALD S	38 HOXER M	0:42	-1
3	KIRKELOKKE N	12 NIELSEN E	15 SAUGSTRUP M	19 GIDSEL M	28 ANDERSSON L	33 BERGHOLT E	43 PYTLICK S	0:59	-1
4	LANDIN M	12 NIELSEN E	15 SAUGSTRUP M	19 GIDSEL M	34 HALD S	38 HOXER M	43 PYTLICK S	1:59	-1
3	KIRKELOKKE N	12 NIELSEN E	19 GIDSEL M	28 ANDERSSON L	33 BERGHOLT E	34 HALD S	38 HOXER M	2:25	-2
4	LANDIN M	12 NIELSEN E	15 SAUGSTRUP M	19 GIDSEL M	28 ANDERSSON L	34 HALD S	43 PYTLICK S	2:49	-3
3	KIRKELOKKE N	7 JAKOBSEN E	12 NIELSEN E	19 GIDSEL M	28 ANDERSSON L	33 BERGHOLT E	34 HALD S	4:35	-3
4	LANDIN M	11 LAUGE R	12 NIELSEN E	15 SAUGSTRUP M	19 GIDSEL M	34 HALD S	43 PYTLICK S	10:23	-5

Empty Goal								Time Played	GF	GA
3	KIRKELOKKE N	7 JAKOBSEN E	19 GIDSEL M	28 ANDERSSON L	33 BERGHOLT E	34 HALD S	43 PYTLICK S	2:21	3	1
3	KIRKELOKKE N	7 JAKOBSEN E	19 GIDSEL M	33 BERGHOLT E	34 HALD S	38 HOXER M	43 PYTLICK S	1:38	3	0
4	LANDIN M	11 LAUGE R	15 SAUGSTRUP M	19 GIDSEL M	26 HANSEN J	28 ANDERSSON L	43 PYTLICK S	1:18	1	0
3	KIRKELOKKE N	7 JAKOBSEN E	15 SAUGSTRUP M	19 GIDSEL M	28 ANDERSSON L	33 BERGHOLT E	43 PYTLICK S	0:55	2	0
3	KIRKELOKKE N	7 JAKOBSEN E	19 GIDSEL M	33 BERGHOLT E	34 HALD S	38 HOXER M	64 MOLLER L	0:52	1	0
4	LANDIN M	15 SAUGSTRUP M	19 GIDSEL M	26 HANSEN J	34 HALD S	38 HOXER M	43 PYTLICK S	0:38	2	0
7	JAKOBSEN E	15 SAUGSTRUP M	19 GIDSEL M	26 HANSEN J	33 BERGHOLT E	38 HOXER M	43 PYTLICK S	0:23	0	0
3	KIRKELOKKE N	7 JAKOBSEN E	15 SAUGSTRUP M	19 GIDSEL M	26 HANSEN J	33 BERGHOLT E	38 HOXER M	0:15	0	0
4	LANDIN M	11 LAUGE R	15 SAUGSTRUP M	19 GIDSEL M	26 HANSEN J	34 HALD S	43 PYTLICK S	0:13	1	0
3	KIRKELOKKE N	7 JAKOBSEN E	15 SAUGSTRUP M	19 GIDSEL M	26 HANSEN J	28 ANDERSSON L	33 BERGHOLT E	0:06	0	0

OFFICIAL PARTNERS



EHF PARTNERS



NATIONAL SUPPLIERS





MEN'S EUROPEAN HANDBALL CHAMPIONSHIP EHF EURO 2026



MEN'S EHF EURO 2026
DENMARK · SWEDEN · NORWAY

SAT 24 JAN 2026
Start Time: 18:00

Main Round Group I

Line-Up Analysis ESP 31 - 36 DEN

Herning
Attendance: 15.000

Match No: 42

DEN - Denmark

Empty Goal								Time Played	GF	GA						
3	KIRKELOKKE N	19	GIDSEL M	26	HANSEN J	28	ANDERSSON L	33	BERGHOLT E	34	HALD S	43	PYTLICK S	0:01	0	0

Legend:
G Diff. Goals Difference



Report Created SAT 24 JAN 2026 19:44

Page 6 of 6

OFFICIAL PARTNERS



EHF PARTNERS



NATIONAL SUPPLIERS

