

Start List

Match No: 56

NOR - DEN

Referees: MARÍN LORENTE Andreu (ESP) / GARCIA SERRADILLA Ignacio (ESP) **EHF Supervisor:**

NAGEL Beat (SUI)

Reserve Referees: BONAVENTURA Charlotte (FRA) / BONAVENTURA Julie (FRA) **EHF Observer:**

EHRMANN-WOLF Jutta (GER)

Timekeeper:

BLOCK Rainer (GER)

Scorekeeper:

BUSS Michael (GER)

NOR - Norway

No.	Name	Pos.	Height m	Int. Matches		Competition Statistics								
				MP	G	MP	G	7mG	YC	2Min	RC	S	7mS	
12	SÆVERAS Kristian Skinstad	GK	1.94	79	3	5							17	
30	BERGERUD Torbjorn Sittrup	GK	2.01	138	0	5							41	
3	AGA Vetle Eck	P	1.90	42	4	2					1			
5	SAGOSEN Sander	LB	1.95	161	814	5	22	2			1			
6	BARTHOLD Sebastian	LW	1.85	76	206	5	9							
11	OVERBY Petter	P	2.00	130	134	5	13				3	1		
15	TONNESEN Kent Robin	RB	1.95	135	336	2	3					1		
19	BJORNSEN Kristian	RW	1.91	189	680	5	20					1		
21	GULLERUD Magnus	P	1.94	185	280	5	17			1		4		
22	GRONDAHL Tobias Schjolberg	CB	1.83	28	51	4	7	4						
23	JOHANNESSEN Goran Sogard	LB	1.93	108	260	4	13					1		
24	O'SULLIVAN Christian	CB	1.90	184	288	5	2							
27	REINKIND Harald	RB	1.97	163	350	5	9					2		
43	LYSE Simen Ulstad	LB	1.99	9	14	5	3							
44	GULLIKSEN Kevin Maagero	RW	1.80	97	164	5								
71	BLONZ Alexandre Christoffersen	LW	1.89	77	167	5	21	9				1		
(NN)	JAKOBSEN Henrik	P	1.96	56	51	3	1							
(NN)	OVERJORDET Sander Andreassen	CB	1.91	50	50	2	3							
(NN)	SETTERBLUM Gabriel	RB	1.94	3	5	1	1							
(NN)	TOFT Erik Thorsteinsen	LB	1.92	28	54									
Headcoach		WILLE Jonas Liberg		Bench/Team										

NOR Played		
PR	POL	32 - 21
PR	FAR	26 - 26
PR	SLO	27 - 28
MR	POR	32 - 37
MR	NED	35 - 32
MR	DEN	21 JAN
MR	SWE	23 JAN

DEN - Denmark

No.	Name	Pos.	Height m	Int. Matches		Competition Statistics								
				MP	G	MP	G	7mG	YC	2Min	RC	S	7mS	
1	LANDIN JACOBSEN Niklas	GK	2.01	269	11	5							38	4
12	NIELSEN Emil	GK	1.95	33	2	5							34	2
3	KIRKELØKKE Niclas Vest	RB	1.95	72	132	5	6				2			
4	LANDIN JACOBSEN Magnus	LW	1.97	128	235	5	8		1		2			
7	JAKOBSEN Emil	LW	1.90	63	213	5	9							
11	LAUGE SCHMIDT Rasmus	CB	1.95	159	405	5	9					1		
15	JENSEN Magnus Saugstrup	P	1.95	77	172	5	9		1		2			
18	LINDBERG Hans	RW	1.88	295	795	3	7	5						
19	GIDSEL Mathias	RB	1.90	63	331	5	37							
21	MØLLGAARD JENSEN Henrik	P	1.96	212	182	5						2		
22	MENSAH LARSEN Mads	CB	1.88	197	319	4								
24	HANSEN Mikkel	LB	1.96	262	1331	4	20	14						
25	JØRGENSEN Lukas Lindhard	P	1.94	26	81	5	13					1		
27	DAMGAARD NIELSEN Michael	LB	1.92	99	260	5	13							
34	HALD JENSEN Simon	P	2.03	87	91	3						1		
43	PYTLICK Simon Bogetoft	CB	1.93	30	119	5	22						1	
(NN)	HANSEN Johan a Plogv	RW	1.90	89	164	2	2							
(NN)	MADSEN Emil Wernsdorf	RB	1.94	9	23	1	7	3						
(NN)	MENSING Hans Aaron	LB	2.01	23	52	3	5							
Headcoach		JACOBSEN Nikolaj		Bench/Team										

DEN Played		
PR	CZE	23 - 14
PR	GRE	40 - 28
PR	POR	37 - 27
MR	NED	39 - 27
MR	SWE	28 - 27
MR	NOR	21 JAN
MR	SLO	23 JAN

Notes:
Players below the bold line are not playing in this match.

Legend:			
(NN)	Not nominated	2Min	2-Minute Suspensions
CB	Centre Back	G	Goals
LW	Left Wing	MP	Matches Played
Pos	Position	PR	Preliminary Round
RC	Red Cards (Direct and after 3rd 2-Minute Suspension)	RB	Right Back
YC	Yellow Cards	RW	Right Wing
		7mG	7-metre Goals
		GK	Goalkeeper
		MR	Main Round
		LB	Left Back
		P	Line Player
		7mS	7-metre Saves
		S	Saves

Results

Match No: 56

Hamburg

Attendance: 13.376

NOR 23 - 29 DEN

(11 - 18) (12 - 11)

Referees: MARIN LORENTE Andreu (ESP) / GARCIA SERRADILLA Ignacio (ESP)

RUNNING SCORE

NOR - DEN

Norway

Coach: WILLE Jonas Liberg

Time outs: 2

No.	Name	Total			Goals / Shots							Punishments			TP		
		Goals	Shots	%	7m	6m	Wing	BT	FB	FTO	9m	EG	YC	RC		2M	
3	AGA Vetle Eck																14:37
5	SAGOSEN Sander	4	7	57	1/1						3/6						42:51
6	BARTHOLD Sebastian																0:00
11	OVERBY Petter	1	1	100		1/1											33:18
12	SÆVERAS Kristian Skinstad																21:50
15	TONNESEN Kent Robin	3	4	75				1/1			2/3						24:49
19	BJORNSSEN Kristian	1	5	20		1/2	0/3										29:30
21	GULLERUD Magnus	1	3	33		1/3											31:06
22	GRONDAHL Tobias Schjolberg	3	4	75	0/1	1/1	1/1				1/1						13:55
23	JOHANNESSEN Goran Sogard	0	1	0		0/1											5:51
24	O'SULLIVAN Christian	1	1	100					1/1								26:33
27	REINKIND Harald	2	5	40		0/2		2/2			0/1				1		37:02
30	BERGERUD Torbjorn Sittrup																34:23
43	LYSE Simen Ulstad	1	3	33							1/3						14:39
44	GULLIKSEN Kevin Maagero	1	2	50			1/1		0/1								30:00
71	BLONZ Alexandre Christoffersen	5	8	63	1/2	1/1	2/4		1/1								59:36
Totals		23	44	52	2/4	5/11	4/9	3/3	2/3		7/14				1		60:00

No.	Name	Total			Saves / Shots						
		Saves	Shots	%	7m	6m	Wing	BT	FB	FTO	9m
12	SÆVERAS Kristian Skinstad	3	18	17	1/5	0/4	0/1	1/2	0/4		1/2
30	BERGERUD Torbjorn Sittrup	7	20	35	0/2	1/4	4/7	0/1	0/1	0/1	2/4
EG			1								
Totals		10	39	26	1/7	1/8	4/8	1/3	0/6	0/1	3/6

Denmark

Coach: JACOBSEN Nikolaj

YC/RC Coach: 1/0

Time outs: 2

No.	Name	Total			Goals / Shots							Punishments			TP		
		Goals	Shots	%	7m	6m	Wing	BT	FB	FTO	9m	EG	YC	RC		2M	
1	LANDIN JACOBSEN Niklas																0:00
3	KIRKELOKKE Niclas Vest	3	5	60			2/3				1/2						56:00
4	LANDIN JACOBSEN Magnus	1	2	50			1/2										32:34
7	JAKOBSEN Emil	2	3	67			1/2		1/1						2		27:24
11	LAUGE SCHMIDT Rasmus	0	2	0							0/2		1				34:06
12	NIELSEN Emil																56:44
15	JENSEN Magnus Saugstrup	3	3	100		2/2			1/1								60:00
18	LINDBERG Hans	5	5	100	5/5												2:42
19	GIDSEL Mathias	5	8	63		0/1	0/1	0/1	3/3	1/1	1/1						59:21
21	MOLLGAARD JENSEN Henrik																0:00
22	MENSAH LARSEN Mads	2	2	100		2/2											13:05
24	HANSEN Mikkel	1	2	50	1/2												1:18
25	JORGENSEN Lukas Lindhard	1	1	100		1/1											2:14
27	DAMGAARD NIELSEN Michael																4:43
34	HALD JENSEN Simon	1	1	100					1/1								30:00
43	PYTICK Simon Bogetoft	5	9	56		2/3		2/2			1/4						39:49
Team Officials													1				
Totals		29	43	67	6/7	7/9	4/8	2/3	6/6	1/1	3/9		2		2		60:00

No.	Name	Total			Saves / Shots												
		Saves	Shots	%	7m	6m	Wing	BT	FB	FTO	9m						
1	LANDIN JACOBSEN Niklas																
12	NIELSEN Emil	15	38	39	2/4	5/10	4/8	0/3	1/3		3/10						
Totals		15	38	39	2/4	5/10	4/8	0/3	1/3		3/10						

Attacks

Team	All			Player Majority			Player Minority			Position Attacks			FB			Ind. FB			Team FB			TO	TO %
	G/Att.	%		G/Att.	%		G/Att.	%		G/Att.	%		G/Att.	%		G/Att.	%		G/Att.	%			
NOR	23/51	45		1/4	25	1/2	50	21/48	44	2/3	67				2/3	67	10	20					
DEN	29/50	58		2/2	100	2/2	100	22/43	51	6/6	100	1/1	100	5/5	100	10	20						

Legend:	
%	Efficiency
9m	9-metre Shots
FTO	Fast Throw off
RC	Red Cards (Direct and after 3rd 2-Minute Suspension)
Wing	Wing Shots
2M	2-Minute Suspensions
BT	Breakthroughs
G/Att.	Goals/Attacks
YC	Yellow Cards
6m	6-metre Shots
EG	Empty Goal
Ind.	Individual
TO	Turnover
7m	7-metre Penalty Shots
FB	Fast Breaks
No.	Uniform Number
TP	Time Played

Match Team Statistics

Hamburg

Match No: 56

NOR 23 - 29 DEN

(11 - 18) (12 - 11)

Referees: MARIN LORENTE Andreu (ESP) / GARCIA SERRADILLA Ignacio (ESP)

NOR - Norway

Coach: WILLE Jonas Liberg

Time outs: 2

No.	Name	Total			All Goals / Shots									Punishments				Offence			Defence			TP	
		Goals	Shots	%	7m	7m%	6m	Wing	BT	FB	FTO	9m	EG	YC	RC	2M	2+2	AS	R7	TO/TF	ST	BS	P7		
3	AGA Vette Eck																		1					14:37	
5	SAGOSEN Sander	4	7	57	1/1	100						3/6						4	2	2 / 1			1	42:51	
6	BARTHOLD Sebastian																	1						0:00	
11	OVERBY Petter	1	1	100			1/1														2			33:18	
12	SÆVERAS Kristian Skinstad																							21:50	
15	TONNESEN Kent Robin	3	4	75				1/1			2/3								1				3	24:49	
19	BJORNSEN Kristian	1	5	20			1/2	0/3																29:30	
21	GULLERUD Magnus	1	3	33			1/3												1			1		31:06	
22	GRONDAHL Tobias Schjolberg	3	4	75	0/1	0	1/1	1/1			1/1							2		/ 2				13:55	
23	JOHANNESSEN Goran Sogard	0	1	0			0/1											1						5:51	
24	O'SULLIVAN Christian	1	1	100					1/1											1	3		1	26:33	
27	REINKIND Harald	2	5	40			0/2		2/2		0/1				1					1			2	37:02	
30	BERGERUD Torbjorn Sittrup																							34:23	
43	LYSE Simen Ulstad	1	3	33							1/3							1	1	1				14:39	
44	GULLIKSEN Kevin Maagero	1	2	50				1/1		0/1														30:00	
71	BLONZ Alexandre Christoffersen	5	8	63	1/2	50	1/1	2/4		1/1														59:36	
Totals		23	44	52	2/4	50	5/11	4/9	3/3	2/3		7/14				1			9	4	7 / 3	3	3	7	

No.	Name	Total			All Saves / Shots										
		Saves	Shots	%	7m	7m%	6m	Wing	BT	FB	FTO	9m	9m%	NS	NS%
12	SÆVERAS Kristian Skinstad	3	18	17	1/5	20	0/4	0/1	1/2	0/4		1/2	50	1/7	14
30	BERGERUD Torbjorn Sittrup	7	20	35	0/2	0	1/4	4/7	0/1	0/1	0/1	2/4	50	5/12	42
EG			1												
Totals		10	39	26	1/7	14	1/8	4/8	1/3	0/6	0/1	3/6	50	6/19	32

Attacks

Team	All		Player Majority		Player Minority		Position Attacks		FB		Ind. FB		Team FB		TO	TO %
	G/Att.	%	G/Att.	%	G/Att.	%	G/Att.	%	G/Att.	%	G/Att.	%	G/Att.	%		
NOR	23/51	45	1/4	25	1/2	50	21/48	44	2/3	67			2/3	67	10	20

Team Shots

	Goals	Saves	Missed	Post	Blocked	Total	%	Prop %
6m Shots	5	5	1			11	45	25
Wing Shots	4	4	1			9	44	20
L R	3 1	2 2	1			5 4	60 25	11 9
9m Shots	7	3			4	14	50	32
L C R	6 1	1 2			2 2	2 9 3	0 67 33	5 20 7
7m Penalty Throws	2	2				4	50	9
Fast Breaks	2	1				3	67	7
Breakthroughs	3					3	100	7
Totals	23	15	2		4	44	52	100

Legend:	
% Efficiency	2M 2-Minute Suspensions
9m 9-metre Shots	AS Assists
EG Empty Goal	FB Fast Breaks
L Left	NS Near Shots
R Right	RC Red Cards (Direct and after 3rd 2-Minute Suspension)
TP Time Played	Wing Wing Shots
2+2 2+2 Minute Suspensions	BS Blocked Shots
FTO Fast Throw off	FB Fast Breaks
P7 Penalty 7-metre Fouls	FTO Fast Throw off
YC Yellow Cards	P7 Penalty 7-metre Fouls
6m 6-metre Shots	Prop % Proportion of Goals
7m 7-metre Penalty Shots	ST Steals
BT Breakthroughs	TO/TF Turnover/Technical Faults
C Center	
Ind. Individual	
R7 Received 7-metre Fouls	

Match Team Statistics

Match No: 56

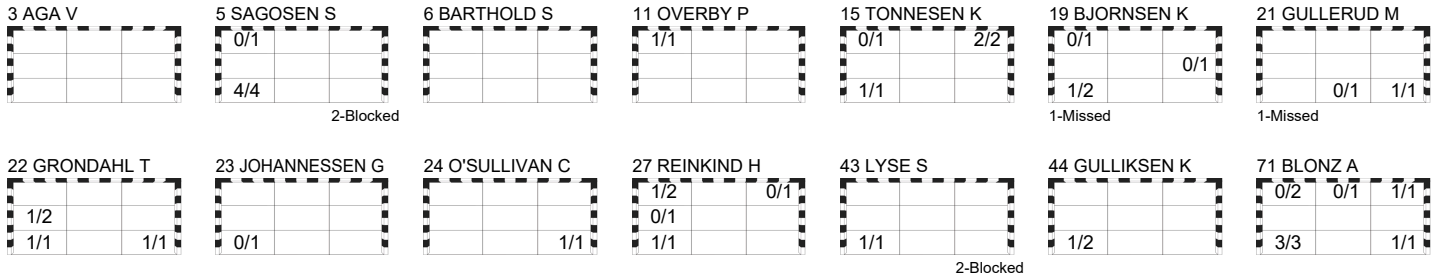
NOR 23 - 29 DEN

(11 - 18) (12 - 11)

Referees: MARIN LORENTE Andreu (ESP) / GARCIA SERRADILLA Ignacio (ESP)

NOR - Norway

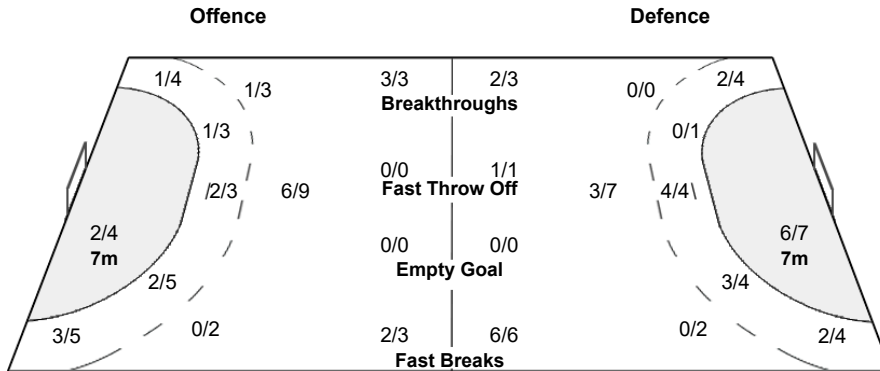
OverView of Shot Distribution



Team Goals / Shots

2/8	0/1	3/4
1/3		0/1
13/16	0/1	4/4

2-Missed 4-Blocked



Goalkeepers Saves / Shots

2/3	0/2	2/4
1/1	0/1	1/1
0/6	0/3	4/18

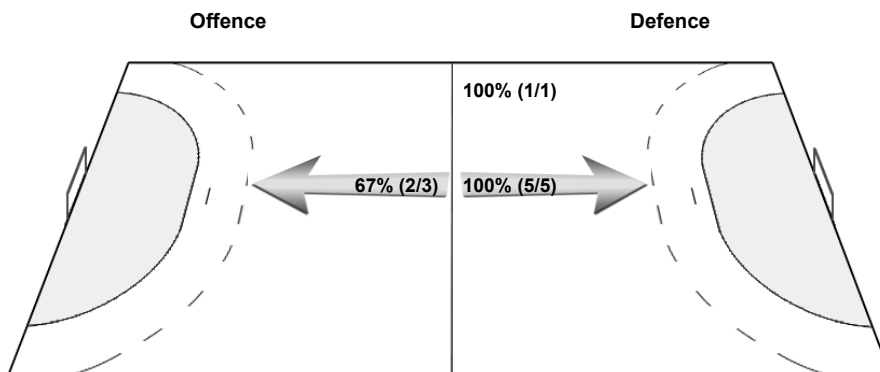
12 SÆVERAS K

	0/1	1/3
0/4		2/10

30 BERGERUD T

2/3	0/1	1/1
1/1	0/1	1/1
0/2	0/2	2/8

Shot Distribution Fast Breaks



SUN 21 JAN 2024
Start Time: 20:30

Main Round Group II

Hamburg

Match Team Statistics

Match No: 56

NOR 23 - 29 DEN

(11 - 18) (12 - 11)

Referees: MARIN LORENTE Andreu (ESP) / GARCIA SERRADILLA Ignacio (ESP)

DEN - Denmark

Coach: JACOBSEN Nikolaj

YC/RC Coach: 1/0 Time outs: 2

No.	Name	Total			All Goals / Shots								Punishments				Offence			Defence			TP		
		Goals	Shots	%	7m	7m%	6m	Wing	BT	FB	FTO	9m	EG	YC	RC	2M	2+2	AS	R7	TO/TF	ST	BS		P7	
1	LANDIN JACOBSEN Niklas																							0:00	
3	KIRKELOKKE Niclas Vest	3	5	60				2/3				1/2						2						4	56:00
4	LANDIN JACOBSEN Magnus	1	2	50				1/2																	32:34
7	JAKOBSEN Emil	2	3	67				1/2		1/1						2									27:24
11	LAUGE SCHMIDT Rasmus	0	2	0								0/2		1			5	1					1		34:06
12	NIELSEN Emil																1								56:44
15	JENSEN Magnus Saugstrup	3	3	100			2/2			1/1							2	2			2	2			60:00
18	LINDBERG Hans	5	5	100	5/5	100																			2:42
19	GIDSEL Mathias	5	8	63			0/1	0/1	0/1	3/3	1/1	1/1					3	2	1/3						59:21
21	MOLLGAARD JENSEN Henrik																								0:00
22	MENSAH LARSEN Mads	2	2	100			2/2												1						13:05
24	HANSEN Mikkel	1	2	50	1/2	50													1						1:18
25	JORGENSEN Lukas Lindhard	1	1	100			1/1																		2:14
27	DAMGAARD NIELSEN Michael																								4:43
34	HALD JENSEN Simon	1	1	100						1/1															30:00
43	PYTLICK Simon Bogetoft	5	9	56			2/3		2/2			1/4					3	2	5				1		39:49
Team														1											
Totals		29	43	67	6/7	86	7/9	4/8	2/3	6/6	1/1	3/9		2		2		17	7	7/3		2	4	4	

No.	Name	Total			All Saves / Shots																				
		Saves	Shots	%	7m	7m%	6m	Wing	BT	FB	FTO	9m	9m%	NS	NS%										
1	LANDIN JACOBSEN Niklas																								
12	NIELSEN Emil	15	38	39	2/4	50	5/10	4/8	0/3	1/3		3/10	30	9/21	43										
Totals		15	38	39	2/4	50	5/10	4/8	0/3	1/3		3/10	30	9/21	43										

Attacks

Team	All		Player Majority		Player Minority		Position Attacks		FB		Ind. FB		Team FB		TO	TO %
	G/Att.	%	G/Att.	%	G/Att.	%	G/Att.	%	G/Att.	%	G/Att.	%	G/Att.	%		
DEN	29/50	58	2/2	100	2/2	100	22/43	51	6/6	100	1/1	100	5/5	100	10	20

Team Shots

	Goals	Saves	Missed	Post	Blocked	Total	%	Prop %
6m Shots	7	1		1		9	78	21
Wing Shots	4	4				8	50	19
L R	2 2	2 2				4 4	50 50	9 9
9m Shots	3	3			3	9	33	21
L C R	3	1 2			1 2	2 7	0 43	5 16 0
7m Penalty Throws	6	1				7	86	16
Fast Breaks	6					6	100	14
Breakthroughs	2	1				3	67	7
Totals	29	10		1	3	43	67	100

Legend:			
%	Efficiency	2M	2-Minute Suspensions
9m	9-metre Shots	AS	Assists
EG	Empty Goal	FB	Fast Breaks
L	Left	NS	Near Shots
R	Right	RC	Red Cards (Direct and after 3rd 2-Minute Suspension)
TP	Time Played	Wing	Wing Shots
2+2	2+2 Minute Suspensions	BT	Blocked Shots
FTO	Fast Throw off	P7	Penalty 7-metre Fouls
YC	Yellow Cards	6m	6-metre Shots
		7m	7-metre Penalty Shots
		C	Center
		Ind.	Individual
		R7	Received 7-metre Fouls
		TO/TF	Turnover/Technical Faults

SUN 21 JAN 2024
Start Time: 20:30

Main Round Group II

Hamburg

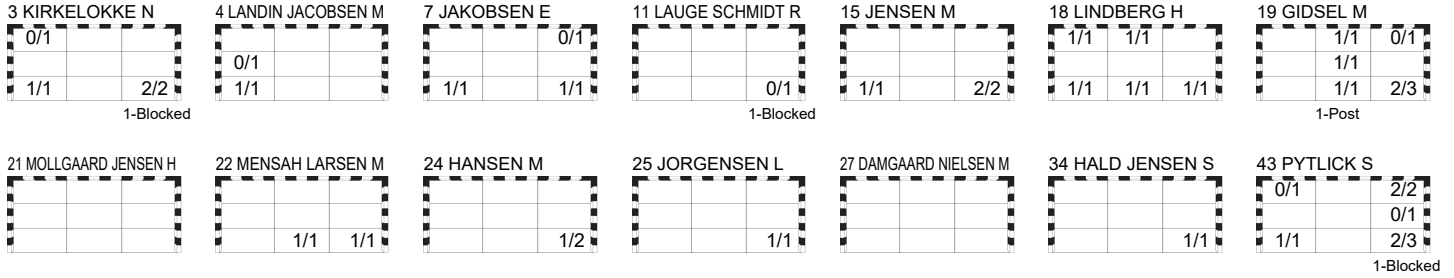
Match Team Statistics
Match No: 56

NOR 23 - 29 DEN
(11 - 18) (12 - 11)

Referees: MARIN LORENTE Andreu (ESP) / GARCIA SERRADILLA Ignacio (ESP)

DEN - Denmark

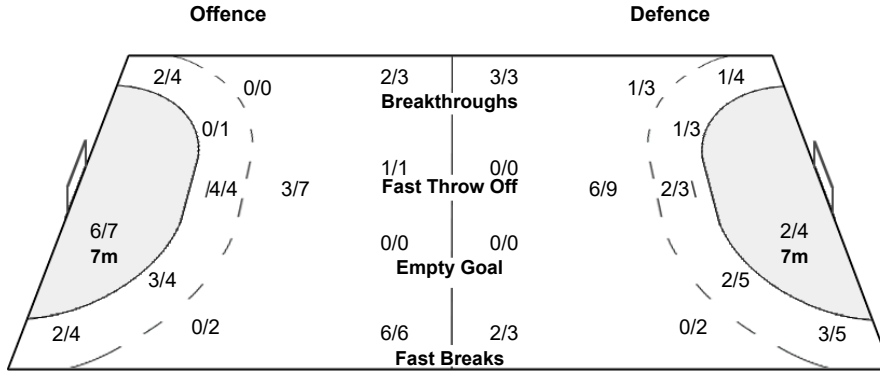
OverView of Shot Distribution



Team Goals / Shots

1/3	2/2	2/4
0/1	1/1	0/1
6/6	3/3	14/18

1-Post 3-Blocked



Goalkeepers Saves / Shots

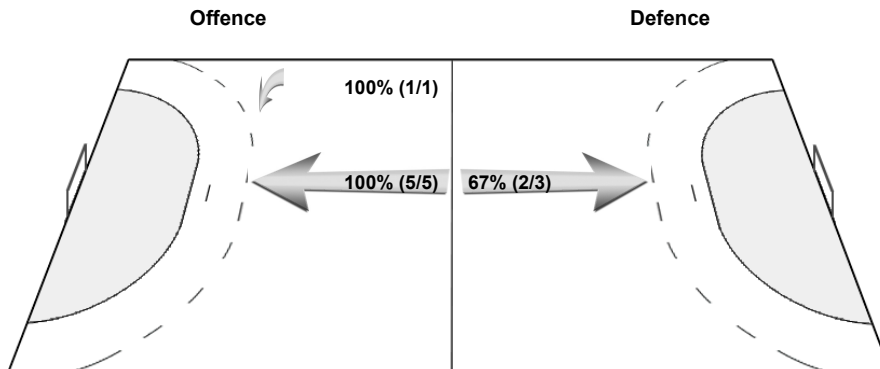
6/8	1/1	1/4
2/3		1/1
3/16	1/1	0/4

1 LANDIN JACOBSEN N

12 NIELSEN E

6/8	1/1	1/4
2/3		1/1
3/16	1/1	0/4

Shot Distribution Fast Breaks



Play by Play

Match No: 56

Hamburg

NOR 23 - 29 DEN

(11 - 18) (12 - 11)

Referees: MARIN LORENTE Andreu (ESP) / GARCIA SERRADILLA Ignacio (ESP)

NOR	3 AGA Vette Eck	5 SAGOSEN Sander	6 BARTHOLD Sebastian	A EGE Steinar
	11 OVERBY Petter	12 SÆVERAS Kristian Skinstad	15 TONNESEN Kent Robin	B WILLE Jonas Liberg
	19 BJORNSEN Kristian	21 GULLERUD Magnus	22 GRONDAHL Tobias Schjolberg	C BOQUIST Sven Martin
	23 JOHANNESSEN Goran Sogard	24 O'SULLIVAN Christian	27 REINKIND Harald	
	30 BERGERUD Torbjorn Sittrup	43 LYSE Simen Ulstad	44 GULLIKSEN Kevin Maagero	
	71 BLONZ Alexandre Christoffersen			
DEN	1 LANDIN JACOBSEN Niklas	3 KIRKELOKKE Niclas Vest	4 LANDIN JACOBSEN Magnus	A JOHANSEN Kai
	7 JAKOBSEN Emil	11 LAUGE SCHMIDT Rasmus	12 NIELSEN Emil	B JACOBSEN Nikolaj
	15 JENSEN Magnus Saugstrup	18 LINDBERG Hans	19 GIDSEL Mathias	C KRONBORG Henrik
	21 MOLLGAARD JENSEN Henrik	22 MENSAH LARSEN Mads	24 HANSEN Mikkel	D GREVE Anja David
	25 JORGENSEN Lukas Lindhard	27 DAMGAARD NIELSEN Michael	34 HALD JENSEN Simon	
	43 PYTLICK Simon Bogetoft			

1st HALF

Match Time	NOR - Norway	Score	Lead	DEN - Denmark
0:00	12 SÆVERAS K Goalkeeper			12 NIELSEN E Goalkeeper
0:51	43 LYSE S Shot left 9m blocked			43 PYTLICK S Block
1:37				43 PYTLICK S Shot centre 9m saved bottom right
2:14	5 SAGOSEN S 7m received			3 KIRKELOKKE N 7m caused
2:34	71 BLONZ A Goal Penalty shot bottom left (5 SAGOSEN S), 93.06 km/h	1 - 0	+1	
3:07		1 - 1	0	7 JAKOBSEN E Goal left wing bottom right (11 LAUGE SCHMIDT R), 118.42 km/h
3:17	24 O'SULLIVAN C Turnover			
3:27		1 - 2	-1	19 GIDSEL M Goal fast break bottom right, 82.81 km/h
4:31				11 LAUGE SCHMIDT R Warning (yellow card)
5:01	71 BLONZ A Goal left wing top right (43 LYSE S), 95.49 km/h	2 - 2	0	
5:10		2 - 3	-1	43 PYTLICK S Goal left 6m top right
5:50	43 LYSE S Goal centre 9m bottom left, 108.02 km/h	3 - 3	0	
6:00	27 REINKIND H 7m caused			15 JENSEN M 7m received
6:00	27 REINKIND H 2-minutes suspension			
6:00		3 - 4	-1	24 HANSEN M Goal Penalty shot bottom right (15 JENSEN M), 102.43 km/h
6:13	15 TONNESEN K for 12 SÆVERAS K Empty goal			
6:38	15 TONNESEN K Turnover			
6:46		3 - 5	-2	19 GIDSEL M Goal fast break bottom centre (11 LAUGE SCHMIDT R), 47.34 km/h
7:19	15 TONNESEN K Goal right 9m top right, 107.68 km/h	4 - 5	-1	
7:22	12 SÆVERAS K for 43 LYSE S Goalkeeper back			
8:03		4 - 6	-2	15 JENSEN M Goal centre 6m bottom right (24 HANSEN M), 104.70 km/h
8:53	43 LYSE S 7m received			3 KIRKELOKKE N 7m caused
9:08	71 BLONZ A Penalty shot saved top centre			
9:48				19 GIDSEL M Shot breakthrough saved top right
10:43	43 LYSE S Shot centre 9m blocked			15 JENSEN M Block
11:23				19 GIDSEL M Turnover
11:32	19 BJORNSEN K Shot right wing missed			
11:46	5 SAGOSEN S 7m caused			19 GIDSEL M 7m received
11:48				24 HANSEN M Penalty shot saved bottom right
12:28	23 JOHANNESSEN G Shot left 6m saved bottom left			
12:35		4 - 7	-3	19 GIDSEL M Goal fast break bottom right (12 NIELSEN E), 109.27 km/h
13:09	5 SAGOSEN S Turnover			15 JENSEN M Steal
13:15		4 - 8	-4	7 JAKOBSEN E Goal fast break bottom left (3 KIRKELOKKE N), 89.88 km/h
13:15	Team timeout			
14:22	5 SAGOSEN S Shot left 9m blocked			15 JENSEN M Block
14:33	19 BJORNSEN K Shot left 6m saved bottom left			
14:50	15 TONNESEN K 7m caused			11 LAUGE SCHMIDT R 7m received
15:02		4 - 9	-5	18 LINDBERG H Goal Penalty shot top centre (11 LAUGE SCHMIDT R), 29.69 km/h
15:54	21 GULLERUD M Goal left 6m bottom right (23 JOHANNESSEN G)	5 - 9	-4	
16:09		5 - 10	-5	43 PYTLICK S Goal left 6m bottom left
17:02	27 REINKIND H Turnover			15 JENSEN M Steal
17:13		5 - 11	-6	15 JENSEN M Goal individual fast break bottom left, 106.35 km/h
17:18				7 JAKOBSEN E 2-minutes suspension
17:33	27 REINKIND H Shot right 6m saved top right			
17:51	21 GULLERUD M 7m received			3 KIRKELOKKE N 7m caused
18:02	22 GRONDAHL T Penalty shot saved middle left			
18:30				4 LANDIN JACOBSEN M for 12 NIELSEN E Empty goal
18:56				12 NIELSEN E for 43 PYTLICK S Goalkeeper back
18:56		5 - 12	-7	15 JENSEN M Goal centre 6m bottom right (11 LAUGE SCHMIDT R), 103.93 km/h
19:14	43 LYSE S Turnover			
19:45		5 - 13	-8	43 PYTLICK S Goal breakthrough bottom right, 84.34 km/h
19:57	19 BJORNSEN K Shot right wing saved top left			

SUN 21 JAN 2024
Start Time: 20:30

Main Round Group II

Hamburg

Play by Play
Match No: 56

NOR 23 - 29 DEN
(11 - 18) (12 - 11)

1st HALF

Match Time	NOR - Norway	Score	Lead	DEN - Denmark
20:41	21 GULLERUD M Block			11 LAUGE SCHMIDT R Shot centre 9m blocked
20:51	24 O'SULLIVAN C Steal			43 PYTLICK S Turnover
21:03	19 BJORNSEN K Goal centre 6m bottom left, 100.33 km/h	6 - 13	-7	
21:46		6 - 14	-8	43 PYTLICK S Goal centre 9m top right, 121.18 km/h
21:55	27 REINKIND H Goal breakthrough top left, 100.01 km/h	7 - 14	-7	
22:24				43 PYTLICK S Turnover
22:26	3 AGA V Turnover			
22:33	30 BERGERUD T for 12 SÆVERAS K Goalkeeper Substitution			
22:38	24 O'SULLIVAN C Steal			43 PYTLICK S Turnover
22:42	24 O'SULLIVAN C Goal fast break bottom right, 91.80 km/h	8 - 14	-6	
22:42				Team timeout
23:43	27 REINKIND H 7m caused			15 JENSEN M 7m received
23:55		8 - 15	-7	18 LINDBERG H Goal Penalty shot top left (15 JENSEN M), 110.23 km/h
24:39				7 JAKOBSEN E 2-minutes suspension
24:39				B JAKOBSEN N Warning (yellow card) bench punishment
25:16	5 SAGOSEN S Shot right 9m saved top left			
25:26				4 LANDIN JACOBSEN M for 12 NIELSEN E Empty goal
26:00				12 NIELSEN E for 43 PYTLICK S Goalkeeper back
26:00		8 - 16	-8	19 GIDSEL M Goal centre 9m top centre, 105.45 km/h
26:21	5 SAGOSEN S Goal centre 9m bottom left, 106.89 km/h	9 - 16	-7	
26:32				43 PYTLICK S for 12 NIELSEN E Empty goal
27:26		9 - 17	-8	43 PYTLICK S Goal breakthrough bottom right, 103.90 km/h
27:31				12 NIELSEN E for 43 PYTLICK S Goalkeeper back
28:05	27 REINKIND H Shot right 6m saved top left			
28:14	22 GRONDAHL T Goal centre 6m middle left, 84.40 km/h	10 - 17	-7	
28:44				7 JAKOBSEN E Shot left wing saved top right
29:00	19 BJORNSEN K Shot right wing saved middle right			
29:34		10 - 18	-8	22 MENSAH LARSEN M Goal centre 6m bottom centre, 85.13 km/h
30:00	5 SAGOSEN S Goal centre 9m bottom left, 116.03 km/h	11 - 18	-7	

2nd HALF

Match Time	NOR - Norway	Score	Lead	DEN - Denmark
30:00	30 BERGERUD T Goalkeeper			12 NIELSEN E Goalkeeper
31:07	11 OVERBY P Block			43 PYTLICK S Shot left 9m blocked
31:19				19 GIDSEL M Shot right wing saved bottom right
32:02	22 GRONDAHL T Goal centre 9m bottom left, 103.51 km/h	12 - 18	-6	
32:44		12 - 19	-7	22 MENSAH LARSEN M Goal left 6m bottom right
32:56	22 GRONDAHL T Goal left wing bottom right (5 SAGOSEN S), 111.77 km/h	13 - 19	-6	
33:36				22 MENSAH LARSEN M Turnover
34:13	27 REINKIND H Goal breakthrough bottom left, 100.07 km/h	14 - 19	-5	
34:47				43 PYTLICK S Turnover
34:55	71 BLONZ A Goal fast break bottom left (6 BARTHOLD S), 89.30 km/h	15 - 19	-4	
35:11				Team timeout
35:46		15 - 20	-5	4 LANDIN JACOBSEN M Goal left wing bottom left (43 PYTLICK S), 91.22 km/h
36:24	27 REINKIND H Shot centre 9m saved middle left			
37:24				19 GIDSEL M Technical Fault
37:33	5 SAGOSEN S Turnover			
38:26				19 GIDSEL M Technical Fault
38:35	21 GULLERUD M Shot centre 6m saved bottom centre			
38:54		15 - 21	-6	3 KIRKELOKKE N Goal right wing bottom right (19 GIDSEL M), 99.49 km/h
39:54	71 BLONZ A Goal left 6m bottom left (5 SAGOSEN S)	16 - 21	-5	
40:28	24 O'SULLIVAN C 7m caused			19 GIDSEL M 7m received
40:42	12 SÆVERAS K for 30 BERGERUD T Goalkeeper Substitution			
40:42		16 - 22	-6	18 LINDBERG H Goal Penalty shot bottom left (19 GIDSEL M), 100.72 km/h
40:55	30 BERGERUD T for 12 SÆVERAS K Goalkeeper Substitution			
41:28	22 GRONDAHL T Technical Fault			
41:34		16 - 23	-7	34 HALD JENSEN S Goal fast break bottom right (3 KIRKELOKKE N), 107.22 km/h
42:13	Team timeout			
42:27	71 BLONZ A Shot left wing saved top left			
42:38				43 PYTLICK S Shot left 6m saved top left
43:22	5 SAGOSEN S Shot centre 9m blocked			11 LAUGE SCHMIDT R Block
43:51	24 O'SULLIVAN C Steal			43 PYTLICK S Turnover
44:01	44 GULLIKSEN K Shot fast break saved bottom left			
44:18				19 GIDSEL M Technical Fault
44:43	11 OVERBY P Goal right 6m top left (5 SAGOSEN S)	17 - 23	-6	
45:34	15 TONNESEN K 7m caused			43 PYTLICK S 7m received

NOR 23 - 29 DEN

(11 - 18) (12 - 11)

2nd HALF

Match Time	NOR - Norway	Score	Lead	DEN - Denmark
45:50		17 - 24	-7	18 LINDBERG H Goal Penalty shot bottom centre (43 PYTLICK S), 98.99 km/h
46:24	21 GULLERUD M for 30 BERGERUD T Empty goal			
46:40	21 GULLERUD M Shot left 6m missed			
46:43	30 BERGERUD T for 22 GRONDAHL T Goalkeeper back			
47:51	11 OVERBY P Block			3 KIRKELOKKE N Shot centre 9m blocked
48:38				19 GIDSEL M Shot right 6m post
48:54	22 GRONDAHL T for 30 BERGERUD T Empty goal			
49:05	71 BLONZ A Goal left wing bottom right (22 GRONDAHL T), 93.03 km/h	18 - 24	-6	
49:20	30 BERGERUD T for 22 GRONDAHL T Goalkeeper back			
50:01	15 TONNESEN K 7m caused			43 PYTLICK S 7m received
50:10	12 SÆVERAS K for 30 BERGERUD T Goalkeeper Substitution			
50:10		18 - 25	-7	18 LINDBERG H Goal Penalty shot bottom right (43 PYTLICK S), 108.57 km/h
50:23	30 BERGERUD T for 12 SÆVERAS K Goalkeeper Substitution			
50:39	5 SAGOSEN S Goal centre 9m bottom left, 112.16 km/h	19 - 25	-6	
51:31				43 PYTLICK S Shot left 9m saved middle right
51:53	21 GULLERUD M for 30 BERGERUD T Empty goal			
52:00	15 TONNESEN K Goal centre 9m top right, 117.02 km/h	20 - 25	-5	
52:04	30 BERGERUD T for 22 GRONDAHL T Goalkeeper back			
52:13		20 - 26	-6	19 GIDSEL M Goal fast throw off middle centre, 77.24 km/h
52:20	22 GRONDAHL T for 30 BERGERUD T Empty goal			
52:34	44 GULLIKSEN K Goal right wing bottom left (22 GRONDAHL T), 85.82 km/h	21 - 26	-5	
52:43	30 BERGERUD T for 22 GRONDAHL T Goalkeeper back			
53:35		21 - 27	-6	3 KIRKELOKKE N Goal centre 9m bottom left, 114.33 km/h
53:48	5 SAGOSEN S for 30 BERGERUD T Empty goal			
54:05	30 BERGERUD T for 22 GRONDAHL T Goalkeeper back			
54:01	5 SAGOSEN S Technical Fault			
54:42				4 LANDIN JACOBSEN M Shot left wing saved middle left
54:54	5 SAGOSEN S 7m received			3 KIRKELOKKE N 7m caused
55:08	5 SAGOSEN S Goal Penalty shot bottom left, 106.63 km/h	22 - 27	-5	
56:01				11 LAUGE SCHMIDT R Shot centre 9m saved bottom right
56:19	22 GRONDAHL T for 30 BERGERUD T Empty goal			
56:38	30 BERGERUD T for 71 BLONZ A Goalkeeper back			
56:37	22 GRONDAHL T Technical Fault			
56:56				25 JORGENSEN L for 12 NIELSEN E Empty goal
57:22				12 NIELSEN E for 19 GIDSEL M Goalkeeper back
57:22		22 - 28	-6	25 JORGENSEN L Goal centre 6m bottom right (11 LAUGE SCHMIDT R), 90.65 km/h
57:33	15 TONNESEN K Goal breakthrough bottom left, 100.57 km/h	23 - 28	-5	
57:47				19 GIDSEL M for 12 NIELSEN E Empty goal
58:22				12 NIELSEN E for 27 DAMGAARD NIELSEN M Goalkeeper back
58:21				3 KIRKELOKKE N Shot right wing saved top left
58:40	22 GRONDAHL T for 30 BERGERUD T Empty goal			
59:13	71 BLONZ A Shot left wing saved top left			
59:22	30 BERGERUD T for 11 OVERBY P Goalkeeper back			
59:30				25 JORGENSEN L for 12 NIELSEN E Empty goal
59:46				12 NIELSEN E for 19 GIDSEL M Goalkeeper back
59:45		23 - 29	-6	3 KIRKELOKKE N Goal right wing bottom right (19 GIDSEL M), 95.98 km/h
59:59	22 GRONDAHL T for 30 BERGERUD T Empty goal			
60:00	15 TONNESEN K Shot right 9m saved top left			

Empty Goal Analysis

Match No: 56

NOR 23 - 29 DEN

(11 - 18) (12 - 11)

Referees: MARIN LORENTE Andreu (ESP) / GARCIA SERRADILLA Ignacio (ESP)

ATTACKS DURING OWN EMPTY GOAL SITUATION

Players on Court	Attacks		Goals		Saves		Missed		Blocked		Post		Turnovers		Scoring Efficiency		Goals Against	
	NOR	DEN	NOR	DEN	NOR	DEN	NOR	DEN	NOR	DEN	NOR	DEN	NOR	DEN	NOR	DEN	NOR	DEN
7 Against 6	8	3	3	2	2	1	1						2		38	67		
6 Against 6	2	2	1	2									1		50	100		
Others																		
Total:	10	5	4	4	2	1	1						3		40	80		

GOALS/ATTACKS DURING OWN EMPTY GOAL SITUATION - ANALYSIS OF OCCURRENCE (in 5 min intervals)

Players on Court	1st Half												
	0-5		5-10		10-15		15-20		20-25		25-30		
	NOR	DEN	NOR	DEN	NOR	DEN	NOR	DEN	NOR	DEN	NOR	DEN	
7 Against 6													1/1
6 Against 6			1/2					1/1					1/1
Others													
Total:			1/2					1/1					2/2

Players on Court	2nd Half											
	30-35		35-40		40-45		45-50		50-55		55-60	
	NOR	DEN	NOR	DEN	NOR	DEN	NOR	DEN	NOR	DEN	NOR	DEN
7 Against 6							1/2		2/3		0/2	1/2
6 Against 6												
Others												
Total:							1/2		2/3		0/2	1/2

GOALS/ATTACKS DURING OWN EMPTY GOAL SITUATION - ANALYSIS BY DURATION

Team	<15 sec.	15-30 sec.	30-45 sec.	45-60 sec.	>60 sec.
NOR	3/5	0/3	1/2		
DEN		2/2	1/2	1/1	

SUBSTITUTION SUMMARY

Players	NOR	DEN
Goalkeeper <-> Goalkeeper	5	0
Court Player <-> Goalkeeper	17	12
Court Player <-> Court Player	97	100
Total:	119	112

Line-Up Analysis

Match No: 56

NOR 23 - 29 DEN

NOR - Norway

Lineup efficiency							Time Played	GF	GA
5 SAGOSEN S	21 GULLERUD M	22 GRONDAHL T	27 REINKIND H	30 BERGERUD T	44 GULLIKSEN K	71 BLONZ A	4:15	1	1
5 SAGOSEN S	15 TONNESEN K	21 GULLERUD M	24 O'SULLIVAN C	30 BERGERUD T	44 GULLIKSEN K	71 BLONZ A	3:42	2	2
5 SAGOSEN S	11 OVERBY P	12 SÆVERAS K	19 BJORNSEN K	27 REINKIND H	43 LYSE S	71 BLONZ A	3:36	2	1
5 SAGOSEN S	12 SÆVERAS K	15 TONNESEN K	19 BJORNSEN K	21 GULLERUD M	23 JOHANNESSEN G	71 BLONZ A	3:24	0	3
3 AGA V	11 OVERBY P	15 TONNESEN K	24 O'SULLIVAN C	30 BERGERUD T	44 GULLIKSEN K	71 BLONZ A	3:18	0	1
3 AGA V	5 SAGOSEN S	11 OVERBY P	27 REINKIND H	30 BERGERUD T	44 GULLIKSEN K	71 BLONZ A	3:13	0	1
3 AGA V	21 GULLERUD M	24 O'SULLIVAN C	27 REINKIND H	30 BERGERUD T	44 GULLIKSEN K	71 BLONZ A	2:38	0	0
11 OVERBY P	19 BJORNSEN K	24 O'SULLIVAN C	27 REINKIND H	30 BERGERUD T	43 LYSE S	71 BLONZ A	2:23	1	2
5 SAGOSEN S	11 OVERBY P	15 TONNESEN K	21 GULLERUD M	22 GRONDAHL T	44 GULLIKSEN K	71 BLONZ A	2:18	3	0
5 SAGOSEN S	11 OVERBY P	12 SÆVERAS K	19 BJORNSEN K	24 O'SULLIVAN C	27 REINKIND H	71 BLONZ A	2:15	1	2
3 AGA V	5 SAGOSEN S	21 GULLERUD M	27 REINKIND H	30 BERGERUD T	44 GULLIKSEN K	71 BLONZ A	2:10	0	2
11 OVERBY P	12 SÆVERAS K	19 BJORNSEN K	24 O'SULLIVAN C	27 REINKIND H	43 LYSE S	71 BLONZ A	1:51	1	2
12 SÆVERAS K	19 BJORNSEN K	21 GULLERUD M	24 O'SULLIVAN C	27 REINKIND H	43 LYSE S	71 BLONZ A	1:44	1	1
5 SAGOSEN S	12 SÆVERAS K	15 TONNESEN K	19 BJORNSEN K	21 GULLERUD M	43 LYSE S	71 BLONZ A	1:41	0	0
5 SAGOSEN S	11 OVERBY P	22 GRONDAHL T	27 REINKIND H	30 BERGERUD T	44 GULLIKSEN K	71 BLONZ A	1:39	4	0
12 SÆVERAS K	19 BJORNSEN K	21 GULLERUD M	22 GRONDAHL T	23 JOHANNESSEN G	27 REINKIND H	71 BLONZ A	1:30	1	1
5 SAGOSEN S	11 OVERBY P	19 BJORNSEN K	24 O'SULLIVAN C	27 REINKIND H	30 BERGERUD T	71 BLONZ A	1:30	0	1
5 SAGOSEN S	11 OVERBY P	19 BJORNSEN K	22 GRONDAHL T	27 REINKIND H	30 BERGERUD T	71 BLONZ A	1:27	2	0
5 SAGOSEN S	11 OVERBY P	15 TONNESEN K	22 GRONDAHL T	30 BERGERUD T	44 GULLIKSEN K	71 BLONZ A	1:22	1	0
5 SAGOSEN S	11 OVERBY P	15 TONNESEN K	19 BJORNSEN K	27 REINKIND H	43 LYSE S	71 BLONZ A	1:09	1	1
3 AGA V	5 SAGOSEN S	11 OVERBY P	19 BJORNSEN K	27 REINKIND H	30 BERGERUD T	71 BLONZ A	1:07	0	1
5 SAGOSEN S	12 SÆVERAS K	15 TONNESEN K	19 BJORNSEN K	21 GULLERUD M	24 O'SULLIVAN C	71 BLONZ A	1:06	0	0
11 OVERBY P	15 TONNESEN K	21 GULLERUD M	24 O'SULLIVAN C	30 BERGERUD T	44 GULLIKSEN K	71 BLONZ A	1:05	0	1
5 SAGOSEN S	11 OVERBY P	15 TONNESEN K	24 O'SULLIVAN C	30 BERGERUD T	44 GULLIKSEN K	71 BLONZ A	1:03	0	0
12 SÆVERAS K	15 TONNESEN K	19 BJORNSEN K	21 GULLERUD M	24 O'SULLIVAN C	43 LYSE S	71 BLONZ A	0:47	0	0
5 SAGOSEN S	11 OVERBY P	12 SÆVERAS K	15 TONNESEN K	19 BJORNSEN K	27 REINKIND H	71 BLONZ A	0:42	0	1
5 SAGOSEN S	11 OVERBY P	19 BJORNSEN K	27 REINKIND H	30 BERGERUD T	43 LYSE S	71 BLONZ A	0:41	1	0
5 SAGOSEN S	12 SÆVERAS K	19 BJORNSEN K	21 GULLERUD M	24 O'SULLIVAN C	27 REINKIND H	71 BLONZ A	0:40	0	1
3 AGA V	15 TONNESEN K	21 GULLERUD M	24 O'SULLIVAN C	30 BERGERUD T	44 GULLIKSEN K	71 BLONZ A	0:39	0	0
3 AGA V	5 SAGOSEN S	11 OVERBY P	15 TONNESEN K	30 BERGERUD T	44 GULLIKSEN K	71 BLONZ A	0:36	1	0
5 SAGOSEN S	11 OVERBY P	15 TONNESEN K	21 GULLERUD M	30 BERGERUD T	44 GULLIKSEN K	71 BLONZ A	0:34	0	1
5 SAGOSEN S	12 SÆVERAS K	19 BJORNSEN K	21 GULLERUD M	23 JOHANNESSEN G	27 REINKIND H	71 BLONZ A	0:31	0	0
5 SAGOSEN S	12 SÆVERAS K	19 BJORNSEN K	21 GULLERUD M	27 REINKIND H	43 LYSE S	71 BLONZ A	0:26	0	0
5 SAGOSEN S	11 OVERBY P	12 SÆVERAS K	15 TONNESEN K	19 BJORNSEN K	24 O'SULLIVAN C	71 BLONZ A	0:20	0	0
12 SÆVERAS K	19 BJORNSEN K	21 GULLERUD M	23 JOHANNESSEN G	24 O'SULLIVAN C	27 REINKIND H	71 BLONZ A	0:20	0	1
5 SAGOSEN S	12 SÆVERAS K	21 GULLERUD M	22 GRONDAHL T	24 O'SULLIVAN C	27 REINKIND H	71 BLONZ A	0:18	0	0
11 OVERBY P	19 BJORNSEN K	22 GRONDAHL T	27 REINKIND H	30 BERGERUD T	43 LYSE S	71 BLONZ A	0:14	0	0
3 AGA V	12 SÆVERAS K	21 GULLERUD M	24 O'SULLIVAN C	27 REINKIND H	44 GULLIKSEN K	71 BLONZ A	0:13	0	1
3 AGA V	11 OVERBY P	12 SÆVERAS K	15 TONNESEN K	24 O'SULLIVAN C	44 GULLIKSEN K	71 BLONZ A	0:13	0	1
5 SAGOSEN S	11 OVERBY P	15 TONNESEN K	21 GULLERUD M	24 O'SULLIVAN C	44 GULLIKSEN K	71 BLONZ A	0:13	0	0
3 AGA V	5 SAGOSEN S	11 OVERBY P	22 GRONDAHL T	27 REINKIND H	30 BERGERUD T	44 GULLIKSEN K	0:10	0	0
3 AGA V	21 GULLERUD M	22 GRONDAHL T	27 REINKIND H	30 BERGERUD T	44 GULLIKSEN K	71 BLONZ A	0:08	0	0
5 SAGOSEN S	11 OVERBY P	15 TONNESEN K	21 GULLERUD M	24 O'SULLIVAN C	30 BERGERUD T	44 GULLIKSEN K	0:08	0	0
5 SAGOSEN S	12 SÆVERAS K	21 GULLERUD M	22 GRONDAHL T	27 REINKIND H	43 LYSE S	71 BLONZ A	0:07	0	0
3 AGA V	5 SAGOSEN S	15 TONNESEN K	21 GULLERUD M	30 BERGERUD T	44 GULLIKSEN K	71 BLONZ A	0:07	0	0
5 SAGOSEN S	15 TONNESEN K	21 GULLERUD M	22 GRONDAHL T	24 O'SULLIVAN C	44 GULLIKSEN K	71 BLONZ A	0:07	0	0
12 SÆVERAS K	15 TONNESEN K	19 BJORNSEN K	21 GULLERUD M	22 GRONDAHL T	23 JOHANNESSEN G	71 BLONZ A	0:06	0	0
5 SAGOSEN S	11 OVERBY P	15 TONNESEN K	21 GULLERUD M	22 GRONDAHL T	30 BERGERUD T	44 GULLIKSEN K	0:06	0	0
5 SAGOSEN S	11 OVERBY P	15 TONNESEN K	21 GULLERUD M	22 GRONDAHL T	30 BERGERUD T	44 GULLIKSEN K	0:06	0	0
3 AGA V	5 SAGOSEN S	11 OVERBY P	22 GRONDAHL T	27 REINKIND H	30 BERGERUD T	71 BLONZ A	0:05	0	0
5 SAGOSEN S	15 TONNESEN K	21 GULLERUD M	22 GRONDAHL T	30 BERGERUD T	44 GULLIKSEN K	71 BLONZ A	0:03	0	0

Score development							Time Played	G Diff.
5 SAGOSEN S	11 OVERBY P	22 GRONDAHL T	27 REINKIND H	30 BERGERUD T	44 GULLIKSEN K	71 BLONZ A	1:39	+4
5 SAGOSEN S	11 OVERBY P	15 TONNESEN K	21 GULLERUD M	22 GRONDAHL T	44 GULLIKSEN K	71 BLONZ A	2:18	+3
5 SAGOSEN S	11 OVERBY P	19 BJORNSEN K	22 GRONDAHL T	27 REINKIND H	30 BERGERUD T	71 BLONZ A	1:27	+2
3 AGA V	5 SAGOSEN S	11 OVERBY P	15 TONNESEN K	30 BERGERUD T	44 GULLIKSEN K	71 BLONZ A	0:36	+1
5 SAGOSEN S	11 OVERBY P	19 BJORNSEN K	27 REINKIND H	30 BERGERUD T	43 LYSE S	71 BLONZ A	0:41	+1
5 SAGOSEN S	11 OVERBY P	15 TONNESEN K	22 GRONDAHL T	30 BERGERUD T	44 GULLIKSEN K	71 BLONZ A	1:22	+1
5 SAGOSEN S	11 OVERBY P	12 SÆVERAS K	19 BJORNSEN K	27 REINKIND H	43 LYSE S	71 BLONZ A	3:36	+1
5 SAGOSEN S	15 TONNESEN K	21 GULLERUD M	22 GRONDAHL T	30 BERGERUD T	44 GULLIKSEN K	71 BLONZ A	0:03	0
3 AGA V	5 SAGOSEN S	11 OVERBY P	22 GRONDAHL T	27 REINKIND H	30 BERGERUD T	71 BLONZ A	0:05	0
12 SÆVERAS K	15 TONNESEN K	19 BJORNSEN K	21 GULLERUD M	22 GRONDAHL T	23 JOHANNESSEN G	71 BLONZ A	0:06	0
5 SAGOSEN S	11 OVERBY P	15 TONNESEN K	21 GULLERUD M	22 GRONDAHL T	30 BERGERUD T	44 GULLIKSEN K	0:06	0
5 SAGOSEN S	12 SÆVERAS K	21 GULLERUD M	22 GRONDAHL T	27 REINKIND H	43 LYSE S	71 BLONZ A	0:07	0
3 AGA V	5 SAGOSEN S	15 TONNESEN K	21 GULLERUD M	30 BERGERUD T	44 GULLIKSEN K	71 BLONZ A	0:07	0
5 SAGOSEN S	15 TONNESEN K	21 GULLERUD M	22 GRONDAHL T	24 O'SULLIVAN C	44 GULLIKSEN K	71 BLONZ A	0:07	0
3 AGA V	21 GULLERUD M	22 GRONDAHL T	27 REINKIND H	30 BERGERUD T	44 GULLIKSEN K	71 BLONZ A	0:08	0
5 SAGOSEN S	11 OVERBY P	15 TONNESEN K	21 GULLERUD M	24 O'SULLIVAN C	30 BERGERUD T	44 GULLIKSEN K	0:08	0
3 AGA V	5 SAGOSEN S	11 OVERBY P	22 GRONDAHL T	27 REINKIND H	30 BERGERUD T	44 GULLIKSEN K	0:10	0

Line-Up Analysis

Match No: 56

Hamburg

Attendance: 13.376

NOR 23 - 29 DEN

NOR - Norway

Score development								Time Played	G Diff.
5 SAGOSEN S	11 OVERBY P	15 TONNESEN K	21 GULLERUD M	24 O'SULLIVAN C	44 GULLIKSEN K	71 BLONZ A	0:13	0	
11 OVERBY P	19 BJORNSEN K	22 GRONDAHL T	27 REINKIND H	30 BERGERUD T	43 LYSE S	71 BLONZ A	0:14	0	
5 SAGOSEN S	12 SÆVERAS K	21 GULLERUD M	22 GRONDAHL T	24 O'SULLIVAN C	27 REINKIND H	71 BLONZ A	0:18	0	
5 SAGOSEN S	11 OVERBY P	12 SÆVERAS K	15 TONNESEN K	19 BJORNSEN K	24 O'SULLIVAN C	71 BLONZ A	0:20	0	
5 SAGOSEN S	12 SÆVERAS K	19 BJORNSEN K	21 GULLERUD M	27 REINKIND H	43 LYSE S	71 BLONZ A	0:26	0	
5 SAGOSEN S	12 SÆVERAS K	19 BJORNSEN K	21 GULLERUD M	23 JOHANNESSEN G	27 REINKIND H	71 BLONZ A	0:31	0	
3 AGA V	15 TONNESEN K	21 GULLERUD M	24 O'SULLIVAN C	30 BERGERUD T	44 GULLIKSEN K	71 BLONZ A	0:39	0	
12 SÆVERAS K	15 TONNESEN K	19 BJORNSEN K	21 GULLERUD M	24 O'SULLIVAN C	43 LYSE S	71 BLONZ A	0:47	0	
5 SAGOSEN S	11 OVERBY P	15 TONNESEN K	24 O'SULLIVAN C	30 BERGERUD T	44 GULLIKSEN K	71 BLONZ A	1:03	0	
5 SAGOSEN S	12 SÆVERAS K	15 TONNESEN K	19 BJORNSEN K	21 GULLERUD M	24 O'SULLIVAN C	71 BLONZ A	1:06	0	
5 SAGOSEN S	11 OVERBY P	15 TONNESEN K	19 BJORNSEN K	27 REINKIND H	43 LYSE S	71 BLONZ A	1:09	0	
12 SÆVERAS K	19 BJORNSEN K	21 GULLERUD M	22 GRONDAHL T	23 JOHANNESSEN G	27 REINKIND H	71 BLONZ A	1:30	0	
5 SAGOSEN S	12 SÆVERAS K	15 TONNESEN K	19 BJORNSEN K	21 GULLERUD M	43 LYSE S	71 BLONZ A	1:41	0	
12 SÆVERAS K	19 BJORNSEN K	21 GULLERUD M	24 O'SULLIVAN C	27 REINKIND H	43 LYSE S	71 BLONZ A	1:44	0	
3 AGA V	21 GULLERUD M	24 O'SULLIVAN C	27 REINKIND H	30 BERGERUD T	44 GULLIKSEN K	71 BLONZ A	2:38	0	
5 SAGOSEN S	15 TONNESEN K	21 GULLERUD M	24 O'SULLIVAN C	30 BERGERUD T	44 GULLIKSEN K	71 BLONZ A	3:42	0	
5 SAGOSEN S	21 GULLERUD M	22 GRONDAHL T	27 REINKIND H	30 BERGERUD T	44 GULLIKSEN K	71 BLONZ A	4:15	0	
3 AGA V	12 SÆVERAS K	21 GULLERUD M	24 O'SULLIVAN C	27 REINKIND H	44 GULLIKSEN K	71 BLONZ A	0:13	-1	
3 AGA V	11 OVERBY P	12 SÆVERAS K	15 TONNESEN K	24 O'SULLIVAN C	44 GULLIKSEN K	71 BLONZ A	0:13	-1	
12 SÆVERAS K	19 BJORNSEN K	21 GULLERUD M	23 JOHANNESSEN G	24 O'SULLIVAN C	27 REINKIND H	71 BLONZ A	0:20	-1	
5 SAGOSEN S	11 OVERBY P	15 TONNESEN K	21 GULLERUD M	30 BERGERUD T	44 GULLIKSEN K	71 BLONZ A	0:34	-1	
5 SAGOSEN S	12 SÆVERAS K	19 BJORNSEN K	21 GULLERUD M	24 O'SULLIVAN C	27 REINKIND H	71 BLONZ A	0:40	-1	
5 SAGOSEN S	11 OVERBY P	12 SÆVERAS K	15 TONNESEN K	19 BJORNSEN K	27 REINKIND H	71 BLONZ A	0:42	-1	
11 OVERBY P	15 TONNESEN K	21 GULLERUD M	24 O'SULLIVAN C	30 BERGERUD T	44 GULLIKSEN K	71 BLONZ A	1:05	-1	
3 AGA V	5 SAGOSEN S	11 OVERBY P	19 BJORNSEN K	27 REINKIND H	30 BERGERUD T	71 BLONZ A	1:07	-1	
5 SAGOSEN S	11 OVERBY P	19 BJORNSEN K	24 O'SULLIVAN C	27 REINKIND H	30 BERGERUD T	71 BLONZ A	1:30	-1	
11 OVERBY P	12 SÆVERAS K	19 BJORNSEN K	24 O'SULLIVAN C	27 REINKIND H	43 LYSE S	71 BLONZ A	1:51	-1	
5 SAGOSEN S	11 OVERBY P	12 SÆVERAS K	19 BJORNSEN K	24 O'SULLIVAN C	27 REINKIND H	71 BLONZ A	2:15	-1	
11 OVERBY P	19 BJORNSEN K	24 O'SULLIVAN C	27 REINKIND H	30 BERGERUD T	43 LYSE S	71 BLONZ A	2:23	-1	
3 AGA V	5 SAGOSEN S	11 OVERBY P	27 REINKIND H	30 BERGERUD T	44 GULLIKSEN K	71 BLONZ A	3:13	-1	
3 AGA V	11 OVERBY P	15 TONNESEN K	24 O'SULLIVAN C	30 BERGERUD T	44 GULLIKSEN K	71 BLONZ A	3:18	-1	
3 AGA V	5 SAGOSEN S	21 GULLERUD M	27 REINKIND H	30 BERGERUD T	44 GULLIKSEN K	71 BLONZ A	2:10	-2	
5 SAGOSEN S	12 SÆVERAS K	15 TONNESEN K	19 BJORNSEN K	21 GULLERUD M	23 JOHANNESSEN G	71 BLONZ A	3:24	-3	

Empty Net								Time Played	GF	GA
5 SAGOSEN S	11 OVERBY P	15 TONNESEN K	21 GULLERUD M	22 GRONDAHL T	44 GULLIKSEN K	71 BLONZ A	2:18	3	0	
5 SAGOSEN S	11 OVERBY P	15 TONNESEN K	19 BJORNSEN K	27 REINKIND H	43 LYSE S	71 BLONZ A	1:09	1	1	
5 SAGOSEN S	11 OVERBY P	15 TONNESEN K	21 GULLERUD M	24 O'SULLIVAN C	44 GULLIKSEN K	71 BLONZ A	0:13	0	0	
5 SAGOSEN S	15 TONNESEN K	21 GULLERUD M	22 GRONDAHL T	24 O'SULLIVAN C	44 GULLIKSEN K	71 BLONZ A	0:07	0	0	

Line-Up Analysis

Match No: 56

NOR 23 - 29 DEN

DEN - Denmark

Lineup efficiency							Time Played	GF	GA							
3	KIRKELOKKE N	7	JAKOBSEN E	11	LAUGE SCHMIDT R	12	NIELSEN E	15	JENSEN M	19	GIDSEL M	34	HALD JENSEN S	11:08	6	4
3	KIRKELOKKE N	4	LANDIN JACOBSEN M	11	LAUGE SCHMIDT R	12	NIELSEN E	15	JENSEN M	19	GIDSEL M	43	PYTLLICK S	10:17	3	0
3	KIRKELOKKE N	4	LANDIN JACOBSEN M	12	NIELSEN E	15	JENSEN M	19	GIDSEL M	34	HALD JENSEN S	43	PYTLLICK S	7:28	2	6
3	KIRKELOKKE N	7	JAKOBSEN E	11	LAUGE SCHMIDT R	12	NIELSEN E	15	JENSEN M	19	GIDSEL M	43	PYTLLICK S	6:00	4	1
3	KIRKELOKKE N	4	LANDIN JACOBSEN M	12	NIELSEN E	15	JENSEN M	19	GIDSEL M	22	MENSAH LARSEN M	43	PYTLLICK S	3:32	1	0
3	KIRKELOKKE N	7	JAKOBSEN E	12	NIELSEN E	15	JENSEN M	19	GIDSEL M	22	MENSAH LARSEN M	43	PYTLLICK S	2:43	1	1
3	KIRKELOKKE N	7	JAKOBSEN E	12	NIELSEN E	15	JENSEN M	19	GIDSEL M	34	HALD JENSEN S	43	PYTLLICK S	2:04	0	1
3	KIRKELOKKE N	7	JAKOBSEN E	12	NIELSEN E	15	JENSEN M	19	GIDSEL M	22	MENSAH LARSEN M	34	HALD JENSEN S	1:50	0	0
4	LANDIN JACOBSEN M	12	NIELSEN E	15	JENSEN M	19	GIDSEL M	22	MENSAH LARSEN M	34	HALD JENSEN S	43	PYTLLICK S	1:39	0	4
3	KIRKELOKKE N	4	LANDIN JACOBSEN M	7	JAKOBSEN E	15	JENSEN M	19	GIDSEL M	22	MENSAH LARSEN M	43	PYTLLICK S	1:29	1	0
3	KIRKELOKKE N	4	LANDIN JACOBSEN M	11	LAUGE SCHMIDT R	12	NIELSEN E	15	JENSEN M	19	GIDSEL M	27	DAMGAARD NIELSEN M	1:28	0	0
3	KIRKELOKKE N	4	LANDIN JACOBSEN M	12	NIELSEN E	15	JENSEN M	19	GIDSEL M	27	DAMGAARD NIELSEN M	34	HALD JENSEN S	1:19	0	1
3	KIRKELOKKE N	4	LANDIN JACOBSEN M	11	LAUGE SCHMIDT R	15	JENSEN M	19	GIDSEL M	25	JORGENSEN L	27	DAMGAARD NIELSEN M	1:17	0	0
3	KIRKELOKKE N	12	NIELSEN E	15	JENSEN M	19	GIDSEL M	22	MENSAH LARSEN M	34	HALD JENSEN S	43	PYTLLICK S	0:53	0	2
3	KIRKELOKKE N	11	LAUGE SCHMIDT R	12	NIELSEN E	15	JENSEN M	19	GIDSEL M	34	HALD JENSEN S	43	PYTLLICK S	0:50	0	1
7	JAKOBSEN E	12	NIELSEN E	15	JENSEN M	18	LINDBERG H	19	GIDSEL M	24	HANSEN M	43	PYTLLICK S	0:49	1	0
4	LANDIN JACOBSEN M	12	NIELSEN E	15	JENSEN M	18	LINDBERG H	19	GIDSEL M	34	HALD JENSEN S	43	PYTLLICK S	0:47	2	0
3	KIRKELOKKE N	4	LANDIN JACOBSEN M	11	LAUGE SCHMIDT R	12	NIELSEN E	15	JENSEN M	19	GIDSEL M	34	HALD JENSEN S	0:42	0	0
3	KIRKELOKKE N	4	LANDIN JACOBSEN M	7	JAKOBSEN E	12	NIELSEN E	15	JENSEN M	19	GIDSEL M	22	MENSAH LARSEN M	0:32	1	1
3	KIRKELOKKE N	4	LANDIN JACOBSEN M	11	LAUGE SCHMIDT R	12	NIELSEN E	15	JENSEN M	25	JORGENSEN L	27	DAMGAARD NIELSEN M	0:28	1	1
3	KIRKELOKKE N	4	LANDIN JACOBSEN M	7	JAKOBSEN E	11	LAUGE SCHMIDT R	15	JENSEN M	19	GIDSEL M	43	PYTLLICK S	0:26	0	0
4	LANDIN JACOBSEN M	11	LAUGE SCHMIDT R	12	NIELSEN E	15	JENSEN M	18	LINDBERG H	19	GIDSEL M	43	PYTLLICK S	0:26	1	0
3	KIRKELOKKE N	12	NIELSEN E	15	JENSEN M	18	LINDBERG H	19	GIDSEL M	22	MENSAH LARSEN M	34	HALD JENSEN S	0:23	1	0
3	KIRKELOKKE N	11	LAUGE SCHMIDT R	12	NIELSEN E	15	JENSEN M	19	GIDSEL M	24	HANSEN M	34	HALD JENSEN S	0:18	0	0
3	KIRKELOKKE N	4	LANDIN JACOBSEN M	11	LAUGE SCHMIDT R	12	NIELSEN E	15	JENSEN M	19	GIDSEL M	25	JORGENSEN L	0:18	0	0
3	KIRKELOKKE N	4	LANDIN JACOBSEN M	12	NIELSEN E	15	JENSEN M	25	JORGENSEN L	27	DAMGAARD NIELSEN M	34	HALD JENSEN S	0:11	1	0
4	LANDIN JACOBSEN M	11	LAUGE SCHMIDT R	12	NIELSEN E	15	JENSEN M	19	GIDSEL M	34	HALD JENSEN S	43	PYTLLICK S	0:08	0	0
7	JAKOBSEN E	11	LAUGE SCHMIDT R	12	NIELSEN E	15	JENSEN M	18	LINDBERG H	19	GIDSEL M	43	PYTLLICK S	0:07	1	0
3	KIRKELOKKE N	12	NIELSEN E	15	JENSEN M	19	GIDSEL M	24	HANSEN M	34	HALD JENSEN S	43	PYTLLICK S	0:06	1	0
3	KIRKELOKKE N	11	LAUGE SCHMIDT R	12	NIELSEN E	15	JENSEN M	18	LINDBERG H	19	GIDSEL M	34	HALD JENSEN S	0:06	0	0
3	KIRKELOKKE N	7	JAKOBSEN E	12	NIELSEN E	15	JENSEN M	19	GIDSEL M	24	HANSEN M	43	PYTLLICK S	0:05	0	0
7	JAKOBSEN E	11	LAUGE SCHMIDT R	12	NIELSEN E	15	JENSEN M	18	LINDBERG H	19	GIDSEL M	34	HALD JENSEN S	0:04	0	0
3	KIRKELOKKE N	4	LANDIN JACOBSEN M	7	JAKOBSEN E	15	JENSEN M	19	GIDSEL M	22	MENSAH LARSEN M	34	HALD JENSEN S	0:04	0	0
3	KIRKELOKKE N	4	LANDIN JACOBSEN M	7	JAKOBSEN E	11	LAUGE SCHMIDT R	12	NIELSEN E	15	JENSEN M	19	GIDSEL M	0:03	1	0

Score development							Time Played	G Diff.							
3	KIRKELOKKE N	7	JAKOBSEN E	11	LAUGE SCHMIDT R	12	NIELSEN E	15	JENSEN M	19	GIDSEL M	43	PYTLLICK S	6:00	+3
3	KIRKELOKKE N	4	LANDIN JACOBSEN M	11	LAUGE SCHMIDT R	12	NIELSEN E	15	JENSEN M	19	GIDSEL M	43	PYTLLICK S	10:17	+3
4	LANDIN JACOBSEN M	12	NIELSEN E	15	JENSEN M	18	LINDBERG H	19	GIDSEL M	34	HALD JENSEN S	43	PYTLLICK S	0:47	+2
3	KIRKELOKKE N	7	JAKOBSEN E	11	LAUGE SCHMIDT R	12	NIELSEN E	15	JENSEN M	19	GIDSEL M	34	HALD JENSEN S	11:08	+2
3	KIRKELOKKE N	4	LANDIN JACOBSEN M	7	JAKOBSEN E	11	LAUGE SCHMIDT R	12	NIELSEN E	15	JENSEN M	19	GIDSEL M	0:03	+1
3	KIRKELOKKE N	12	NIELSEN E	15	JENSEN M	19	GIDSEL M	24	HANSEN M	34	HALD JENSEN S	43	PYTLLICK S	0:06	+1
7	JAKOBSEN E	11	LAUGE SCHMIDT R	12	NIELSEN E	15	JENSEN M	18	LINDBERG H	19	GIDSEL M	43	PYTLLICK S	0:07	+1
3	KIRKELOKKE N	4	LANDIN JACOBSEN M	12	NIELSEN E	15	JENSEN M	25	JORGENSEN L	27	DAMGAARD NIELSEN M	34	HALD JENSEN S	0:11	+1
3	KIRKELOKKE N	12	NIELSEN E	15	JENSEN M	18	LINDBERG H	19	GIDSEL M	22	MENSAH LARSEN M	34	HALD JENSEN S	0:23	+1
4	LANDIN JACOBSEN M	11	LAUGE SCHMIDT R	12	NIELSEN E	15	JENSEN M	18	LINDBERG H	19	GIDSEL M	43	PYTLLICK S	0:26	+1
7	JAKOBSEN E	12	NIELSEN E	15	JENSEN M	18	LINDBERG H	19	GIDSEL M	24	HANSEN M	43	PYTLLICK S	0:49	+1
3	KIRKELOKKE N	4	LANDIN JACOBSEN M	7	JAKOBSEN E	15	JENSEN M	19	GIDSEL M	22	MENSAH LARSEN M	43	PYTLLICK S	1:29	+1
3	KIRKELOKKE N	4	LANDIN JACOBSEN M	12	NIELSEN E	15	JENSEN M	19	GIDSEL M	22	MENSAH LARSEN M	43	PYTLLICK S	3:32	+1
7	JAKOBSEN E	11	LAUGE SCHMIDT R	12	NIELSEN E	15	JENSEN M	18	LINDBERG H	19	GIDSEL M	34	HALD JENSEN S	0:04	0
3	KIRKELOKKE N	4	LANDIN JACOBSEN M	7	JAKOBSEN E	15	JENSEN M	19	GIDSEL M	22	MENSAH LARSEN M	34	HALD JENSEN S	0:04	0
3	KIRKELOKKE N	7	JAKOBSEN E	12	NIELSEN E	15	JENSEN M	19	GIDSEL M	24	HANSEN M	43	PYTLLICK S	0:05	0
3	KIRKELOKKE N	11	LAUGE SCHMIDT R	12	NIELSEN E	15	JENSEN M	18	LINDBERG H	19	GIDSEL M	34	HALD JENSEN S	0:06	0
4	LANDIN JACOBSEN M	11	LAUGE SCHMIDT R	12	NIELSEN E	15	JENSEN M	19	GIDSEL M	34	HALD JENSEN S	43	PYTLLICK S	0:08	0
3	KIRKELOKKE N	11	LAUGE SCHMIDT R	12	NIELSEN E	15	JENSEN M	19	GIDSEL M	24	HANSEN M	34	HALD JENSEN S	0:18	0
3	KIRKELOKKE N	4	LANDIN JACOBSEN M	11	LAUGE SCHMIDT R	12	NIELSEN E	15	JENSEN M	19	GIDSEL M	25	JORGENSEN L	0:18	0
3	KIRKELOKKE N	4	LANDIN JACOBSEN M	7	JAKOBSEN E	11	LAUGE SCHMIDT R	15	JENSEN M	19	GIDSEL M	43	PYTLLICK S	0:26	0
3	KIRKELOKKE N	4	LANDIN JACOBSEN M	11	LAUGE SCHMIDT R	12	NIELSEN E	15	JENSEN M	25	JORGENSEN L	27	DAMGAARD NIELSEN M	0:28	0
3	KIRKELOKKE N	4	LANDIN JACOBSEN M	7	JAKOBSEN E	12	NIELSEN E	15	JENSEN M	19	GIDSEL M	22	MENSAH LARSEN M	0:32	0
3	KIRKELOKKE N	4	LANDIN JACOBSEN M	11	LAUGE SCHMIDT R	12	NIELSEN E	15	JENSEN M	19	GIDSEL M	34	HALD JENSEN S	0:42	0
3	KIRKELOKKE N	4	LANDIN JACOBSEN M	11	LAUGE SCHMIDT R	15	JENSEN M	19	GIDSEL M	25	JORGENSEN L	27	DAMGAARD NIELSEN M	1:17	0
3	KIRKELOKKE N	4	LANDIN JACOBSEN M	11	LAUGE SCHMIDT R	12	NIELSEN E	15	JENSEN M	19	GIDSEL M	27	DAMGAARD NIELSEN M	1:28	0
3	KIRKELOKKE N	7	JAKOBSEN E	12	NIELSEN E	15	JENSEN M	19	GIDSEL M	22	MENSAH LARSEN M	34	HALD JENSEN S	1:50	0
3	KIRKELOKKE N	7	JAKOBSEN E	12	NIELSEN E	15	JENSEN M	19	GIDSEL M	22	MENSAH LARSEN M	43	PYTLLICK S	2:43	0
3	KIRKELOKKE N	11	LAUGE SCHMIDT R	12	NIELSEN E	15	JENSEN M	19	GIDSEL M	34	HALD JENSEN S	43	PYTLLICK S	0:50	-1
3	KIRKELOKKE N	4	LANDIN JACOBSEN M	12	NIELSEN E	15	JENSEN M	19	GIDSEL M	27	DAMGAARD NIELSEN M	34	HALD JENSEN S	1:19	-1
3	KIRKELOKKE N	7	JAKOBSEN E	12	NIELSEN E	15	JENSEN M	19	GIDSEL M	34	HALD JENSEN S	43	PYTLLICK S	2:04	-1
3	KIRKELOKKE N	12	NIELSEN E	15	JENSEN M	19	GIDSEL M	22	MENSAH LARSEN M	34	HALD JENSEN S	43	PYTLLICK S	0:53	-2
4	LANDIN JACOBSEN M	12	NIELSEN E	15	JENSEN M	19	GIDSEL M	22	MENSAH LARSEN M	34	HALD JENSEN S	43	PYTLLICK S	1:39	-4



MEN'S EUROPEAN HANDBALL CHAMPIONSHIP
EHF EURO 2024



MEN'S EHF EURO 2024
 GERMANY
 10-28 JANUARY

Main Round Group II

SUN 21 JAN 2024
 Start Time: 20:30

Line-Up Analysis
 Match No: 56

Hamburg

Attendance: 13.376

NOR 23 - 29 DEN

DEN - Denmark

Score development								Time Played	G Diff.						
3	KIRKELOKKE N	4	LANDIN JACOBSEN M	12	NIELSEN E	15	JENSEN M	19	GIDSEL M	34	HALD JENSEN S	43	PYTLICK S	7:28	-4

Empty Net													Time Played	GF	GA	
3	KIRKELOKKE N	4	LANDIN JACOBSEN M	7	JAKOBSEN E	15	JENSEN M	19	GIDSEL M	22	MENSAH LARSEN M	43	PYTLICK S	1:29	1	0
3	KIRKELOKKE N	4	LANDIN JACOBSEN M	11	LAUGE SCHMIDT R	15	JENSEN M	19	GIDSEL M	25	JORGENSEN L	27	DAMGAARD NIELSEN M	1:17	0	0
3	KIRKELOKKE N	4	LANDIN JACOBSEN M	7	JAKOBSEN E	11	LAUGE SCHMIDT R	15	JENSEN M	19	GIDSEL M	43	PYTLICK S	0:26	0	0
3	KIRKELOKKE N	4	LANDIN JACOBSEN M	7	JAKOBSEN E	15	JENSEN M	19	GIDSEL M	22	MENSAH LARSEN M	34	HALD JENSEN S	0:04	0	0

Legend:
G Diff. Goals Difference