

FRI 16 JAN 2026
Start Time: 20:30

Preliminary Round - Group F

Start List

Kristianstad

Match No: 31

HUN - POL

Referees: SCHULZE Robert (GER) / TÖNNIES Tobias (GER)
Reserve: BORICIC Marko (SRB) / MARKOVIC Dejan (SRB)
EHF Observer: REIBEL Denis (FRA)

EHF Supervisor: MANCHADO Carmen (ESP)
Timekeeper: WICKBOM Anna (SWE)
Scorekeeper: LÖNGREN Lotta (SWE)

HUN - Hungary

No.	Name	Pos.	Height m	Int. Matches		Competition Statistics							
				MP	G	MP	G	7mG	YC	2Min	RC	S	7mS
32	PALASICS Kristóf	GK	1.99	36	1								
61	BARTUCZ László	GK	1.97	44	0								
2	SIPOS Adrián	P	1.98	102	48								
7	BÓKA Bendegúz	LW	1.95	106	255								
11	LIGETVÁRI Patrik	LB	2.05	123	94								
18	KRAKOVSZKI Bence	LW	1.87	20	37								
24	FAZEKAS Gergo	CB	1.91	49	91								
26	RODRIGUEZ Pedro	RW	1.93	50	123								
30	SZITA Zoltán	LB	1.96	95	237								
39	BODÓ Richárd	LB	2.03	132	380								
43	ILIC Zoran	RB	1.97	52	88								
45	ROSTA Miklós	P	2.03	83	227								
71	ÓNODI-JÁNOSKÜTI Máté	RB	1.93	18	37								
72	LUKÁCS Péter	CB	1.90	5	4								
77	HANUSZ Egon	CB	1.77	63	93								
91	IMRE Bence	RW	1.85	37	167								
(NN)	ANDÓ Arián	GK	1.90	11	0								
(NN)	PAPP Tamás	P	1.83	4	9								
(NN)	PERGEL Andrej	LB	1.97	4	11								
(NN)	SZILÁGYI Benjámin	RW	1.89	1	3								
Headcoach		RODRIGUEZ José (ESP)		Bench/Team									

HUN Played		
PR	POL	16 JAN
PR	ITA	18 JAN
PR	ISL	20 JAN

POL - Poland

No.	Name	Pos.	Height m	Int. Matches		Competition Statistics							
				MP	G	MP	G	7mG	YC	2Min	RC	S	7mS
1	WALACH Milosz	GK	1.95	4	0								
50	SKRZYNIARZ Jakub	GK	1.89	29	0								
2	PRZYTULA Damian	LB	2.00	58	122								
3	DASZEK Michal	RW	1.82	155	398								
4	JEDRASZCZYK Piotr	CB	1.80	50	119								
5	OLEJNICZAK Michal	CB	1.95	82	154								
12	PIETRASIK Ariel	LB	2.02	55	116								
17	WIDOMSKI Andrzej	RB	1.90	14	28								
23	MORYTO Arkadiusz	RW	1.82	108	510								
25	JAROSIEWICZ Piotr	LW	1.80	30	41								
26	MARCINIAK Marek	RW	1.88	13	24								
28	GEBALA Maciej	P	2.00	116	151								
35	PATEREK Pawel	CB	1.86	31	66								
44	CZAPLINSKI Mikolaj	LW	1.88	34	86								
48	GEBALA Tomasz	LB	2.12	49	135								
78	JANKOWSKI Wiktor	P	2.00	5	2								
(NN)	TOMCZAK Wiktor	RB	2.00	6	2								
Headcoach		GONZÁLEZ Jesús (ESP)		Bench/Team									

POL Played		
PR	HUN	16 JAN
PR	ISL	18 JAN
PR	ITA	20 JAN

Notes:
Players below the bold line are not playing in this match.

Legend:			
(NN)	Not nominated	2Min	2-Minute Suspensions
CB	Centre Back	G	Goals
LW	Left Wing	MP	Matches Played
PR	Preliminary Round	RB	Right Back
RW	Right Wing	S	Saves
		7mG	7-metre Goals
		GK	Goalkeeper
		P	Line Player
		RC	Red Cards (Direct and after 3rd 2-Minute Suspension)
		YC	Yellow Cards
		7mS	7-metre Saves
		LB	Left Back
		Pos	Position

OFFICIAL PARTNERS



EHF PARTNERS



NATIONAL SUPPLIERS



FRI 16 JAN 2026
Start Time: 20:30

Preliminary Round - Group F

Results

HUN 29 - 21 POL

(14 - 10) (15 - 11)

Kristianstad

Attendance: 3.212

Referees: SCHULZE Robert (GER) / TÖNNIES Tobias (GER)

Hungary

Coach: RODRIGUEZ José

Time outs: 2

No.	Name	Total		Goals / Shots						Punishments			TP		
		G/S	%	7m	6m	Wing	BT	FB	FTO	9m	EG	YC		RC	2M
2	SIPOS Adrián													2	33:13
7	BOKA Bendegúz	1/2	50		1/2										38:18
11	LIGETVARI Patrik	1/1	100								1/1	1			27:37
18	KRAKOVSKZI Bence														6:25
24	FAZEKAS Gergo	4/6	67		2/3		0/1			1/1	1/1				34:27
26	RODRIGUEZ Pedro	2/3	67			1/2				1/1					49:15
30	SZITA Zoltán	1/6	17				0/1	0/1		1/4					39:55
32	PALASICS Kristóf	1/1	100								1/1				57:05
39	BODO Richárd	5/7	71		1/1					3/5	1/1				20:33
43	ILIC Zoran	2/4	50				1/1			1/3					37:03
45	ROSTA Miklós	4/8	50		3/6					0/1	1/1				32:55
61	BARTUCZ László														
71	ONODI-JANOSKUTI Máté	2/4	50		1/1		1/1			0/2					21:13
72	LUKACS Péter														3:18
77	HANUSZ Egon	2/2	100		2/2										13:32
91	IMRE Bence	4/4	100	4/4											1:11
Totals		29/48	60	4/4	10/15	1/2	2/4	0/1		7/17	5/5	1	2		60:00

No.	Name	Total		Saves / Shots						
		S/S	%	7m	6m	Wing	BT	FB	FTO	9m
32	PALASICS Kristóf	13/33	39	4/4	4/11	2/4	1/7			2/7
61	BARTUCZ László									
EG		1								
Totals		13/34	38	4/4	4/12	2/4	1/7			2/7

Poland

Coach: GONZALEZ Jesús

Time outs: 3

No.	Name	Total		Goals / Shots						Punishments			TP		
		G/S	%	7m	6m	Wing	BT	FB	FTO	9m	EG	YC		RC	2M
1	WALACH Milosz														25:46
2	PRZYTLA Damian	2/2	100		1/1					1/1					9:20
3	DASZEK Michal	0/2	0	0/1						0/1					15:09
4	JEDRASZCZYK Piotr	2/3	67				1/1			1/2					26:25
5	OLEJNICZAK Michal	3/8	38		0/1		1/2			2/5					34:02
12	PIETRASIK Ariel	2/3	67				1/1			1/2			1		15:53
17	WIDOMSKI Andrzej	1/2	50				1/1			0/1					34:30
23	MORYTO Arkadiusz	2/5	40	0/1	1/2	1/2									44:27
25	JAROSIEWICZ Piotr														8:46
26	MARCINIAK Marek	1/1	100			1/1									13:33
28	GEBALA Maciej	3/5	60		3/5										50:38
35	PATEREK Pawel	2/3	67	0/1			2/2								14:31
44	CZAPLINSKI Mikolaj	0/4	0	0/1	0/1	0/2									44:40
48	GEBALA Tomasz	3/4	75		3/4										33:19
50	SKRZYNIARZ Jakub														23:04
78	JANKOWSKI Wiktor												1		23:57
Totals		21/42	50	0/4	8/14	2/5	6/7			5/12			1	1	60:00

No.	Name	Total		Saves / Shots						
		S/S	%	7m	6m	Wing	BT	FB	FTO	9m
1	WALACH Milosz	6/20	30	0/1	2/7		1/3	1/1		2/6
50	SKRZYNIARZ Jakub	3/15	20	0/3	2/7	0/1				1/3
EG		3								
Totals		9/38	24	0/4	4/14	0/1	1/3	1/1		3/10

Attacks

Team:	All		Player Majority		Player Minority		Position Attacks		FB		Ind. FB		Team FB		Att. Dur. (min)	Turnover		
	G/Att.	%	G/Att.	%	G/Att.	%	G/Att.	%	G/Att.	%	G/Att.	%	G/Att.	%		All	%	TOFB
HUN	29/52	56	0/1	0	0/1	0	24/46	52	0/1	0			0/1	0	0:19	7	13	0
POL	21/52	40	2/3	67	0/1	0	21/52	40							0:15	16	31	0

Legend:

%	Efficiency	2M	2-Minute Suspensions	7m	7-metre Penalty Shots	9m	9-metre Shots
Att. Dur.	Average Attack Duration	BT	Breakthroughs	FB	Fast Breaks	FTO	Fast Throw off
G/Att.	Goals/Attacks	G/S	Goals/Shots	No.	Uniform Number		
RC	Red Cards (Direct and after Third 2-Minute Suspension)	S/S	Saves/Shots				
TOFB	Turnover during Fast Breaks	TP	Time Played	Wing	Wing Shots		

RUNNING SCORE

HUN - POL	
1st Half	
0 (1)	1 WIDOMSKI A
0 (2)	2 GEBALA M
1 (3)	2 ROSTA M
2 (4)	2 IMRE B
3 (7)	2 SZITA Z
4 (8)	2 IMRE B
4 (10)	3 JEDRASZCZYK P
5 (10)	3 RODRIGUEZ P
5 (12)	4 JEDRASZCZYK P
6 (13)	4 ROSTA M
7 (15)	4 FAZEKAS G
8 (17)	4 ROSTA M
8 (18)	5 MORYTO A
9 (19)	5 IMRE B
10 (22)	5 BODO R
11 (23)	5 PALASICS K
11 (24)	6 PRZYTLA D
12 (25)	6 BODO R
12 (25)	7 OLEJNICZAK M
12 (27)	8 MARCINIAK M
12 (29)	9 OLEJNICZAK M
13 (30)	9 RODRIGUEZ P
13 (30)	10 PRZYTLA D
14 (30)	10 HANUSZ E

2nd Half	
15 (31)	10 ILIC Z
16 (33)	10 BOKA B
16 (34)	11 MORYTO A
16 (36)	12 GEBALA M
17 (36)	12 ILIC Z
17 (37)	13 GEBALA T
18 (39)	13 FAZEKAS G
18 (41)	14 GEBALA T
19 (42)	14 FAZEKAS G
20 (42)	14 FAZEKAS G
20 (43)	15 GEBALA M
21 (45)	15 HANUSZ E
21 (45)	16 GEBALA T
21 (47)	17 OLEJNICZAK M
22 (48)	17 BODO R
22 (49)	18 PIETRASIK A
23 (50)	18 BODO R
24 (50)	18 ROSTA M
24 (51)	19 PIETRASIK A
25 (53)	19 ONODI-JANOSKUTI M
26 (54)	19 LIGETVARI P
27 (54)	19 BODO R
27 (56)	20 PATEREK P
28 (56)	20 ONODI-JANOSKUTI M
28 (56)	21 PATEREK P
29 (58)	21 IMRE B

OFFICIAL PARTNERS



EHF PARTNERS



NATIONAL SUPPLIERS



Match Team Statistics

Kristianstad

Match No: 31

HUN 29 - 21 POL
(14 - 10) (15 - 11)

Referees: SCHULZE Robert (GER) / TÖNNIES Tobias (GER)

HUN - Hungary

Coach: RODRIGUEZ José (ESP)

Time outs: 2

No.	Name	Total		All Goals / Shots							Punishments				Offence			Defence			TP		
		G/S	%	7m	7m%	6m	Wing	BT	FB	FTO	9m	EG	YC	RC	2M	2+2	AS	R7	TO/TF	ST		BS	P7
2	SIPOS Adrián													2						1	2	1	33:13
7	BOKA Bendegúz	1/2	50			1/2														1			38:18
11	LIGETVARI Patrik	1/1	100									1/1	1							1	2	1	27:37
18	KRAKOVSKZI Bence																						6:25
24	FAZEKAS Gergo	4/6	67			2/3		0/1				1/1	1/1				1		2			3	34:27
26	RODRIGUEZ Pedro	2/3	67				1/2					1/1						/ 1					49:15
30	SZITA Zoltán	1/6	17					0/1	0/1			1/4					4	1	1			1	39:55
32	PALASICS Kristóf	1/1	100										1/1										57:05
39	BODO Richárd	5/7	71			1/1						3/5	1/1										20:33
43	ILIC Zoran	2/4	50					1/1				1/3					1				2	1	37:03
45	RÓSTA Miklós	4/8	50			3/6						0/1	1/1				2	2	/ 1				32:55
61	BARTUCZ László																						
71	ONODI-JANOSKUTI Máté	2/4	50			1/1		1/1				0/2					1					1	21:13
72	LUKACS Péter																1	1					3:18
77	HANUSZ Egon	2/2	100			2/2												2					13:32
91	IMRE Bence	4/4	100	4/4	100																		1:11
Totals		29/48	60	4/4	100	10/15	1/2	2/4	0/1			7/17	5/5	1	2		10	4	5 / 2	7	5	4	

No.	Name	Total		All Saves / Shots							FB	FTO	9m	9m%
		S/S	%	7m	7m%	Near Shots			6m	Wing				
						All	All%	6m	Wing	BT				
32	PALASICS Kristóf	13/33	39	4/4	100	7/22	32	4/11	2/4	1/7			2/7	29
61	BARTUCZ László													
EG		1												
Totals		13/34	38	4/4	100	7/23	30	4/12	2/4	1/7			2/7	29

Attacks

Team	All		Player Majority		Player Minority		Position Attacks		FB		Ind. FB		Team FB		Att. Dur. (min)	Turnover		
	G/Att.	%	G/Att.	%	G/Att.	%	G/Att.	%	G/Att.	%	G/Att.	%	G/Att.	%		All	%	TOFB
HUN	29/52	56	0/1	0	0/1	0	24/46	52	0/1	0			0/1	0	0:19	7	13	0

Team Shots

	Goals	Saves	Missed	Post	Blocked	Total	G/S %	Prop %
6m Shots	10	4	1			15	67	31
Wing Shots	1		1			2	50	4
L R	1		1			2	50	0 4
9m Shots	7	3	4		3	17	41	35
L C R	2 5	1 2	2 2		3	5 10 2	40 50 0	10 21 4
7m Penalty Throws	4					4	100	8
Fast Breaks		1				1	0	2
Breakthroughs	2	1	1			4	50	8
Fast Throw Offs								0
Empty Goals	5					5	100	10
Totals	29	9	7		3	48	60	100

Legend:			
%	Efficiency	2M	2-Minute Suspensions
9m	9-metre Shots	2+2	2+2 Minute Suspensions
C	Center	Att. Dur.	Average Attack Duration
G/S	Goals/Shots	AS	Assists
R7	Received 7-metre Fouls	EG	Empty Goal
ST	Steals	FB	Fast Breaks
Wing	Wing Shots	FTO	Fast Throw off
		Ind.	Individual
		L	Left
		P7	Penalty 7-metre Fouls
		R	Right
		RC	Red Cards (Direct and after 3rd 2-Minute Suspension)
		TO/TF	Turnover/Technical Faults
		TOFB	Turnover during Fast Breaks
		7m	7-metre Penalty Shots
		BT	Breakthroughs
		G/Att.	Goals/Attacks
		Prop %	Proportion of Shots
		S/S	Saves/Shots
		TP	Time Played

OFFICIAL PARTNERS



EHF PARTNERS



NATIONAL SUPPLIERS



Match Team Statistics

Kristianstad

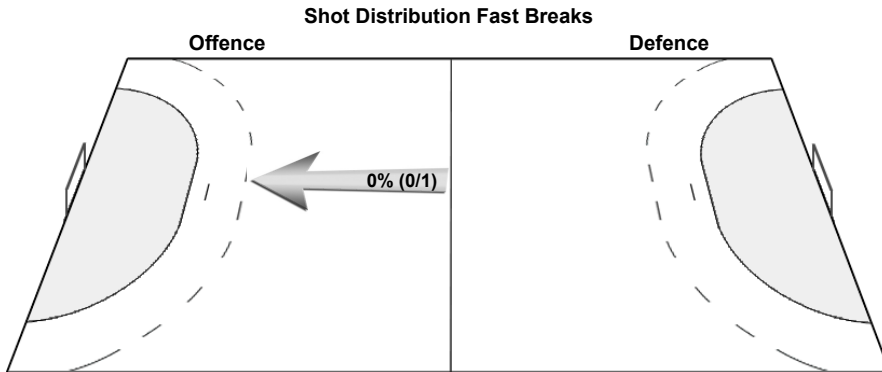
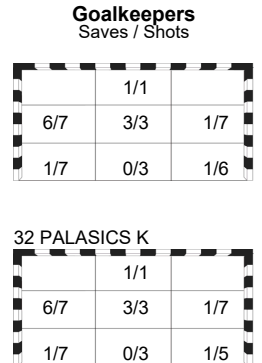
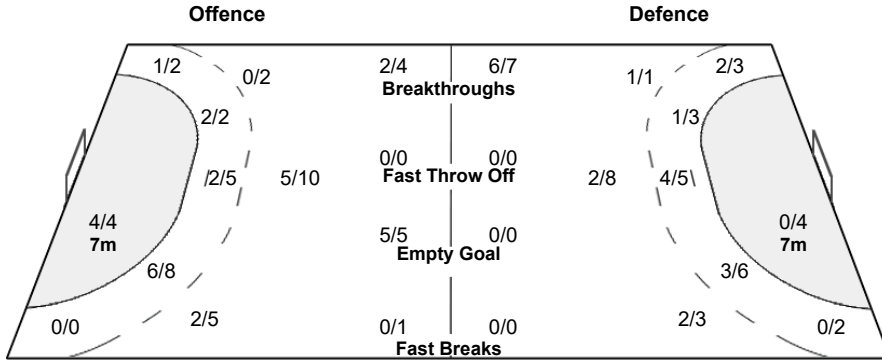
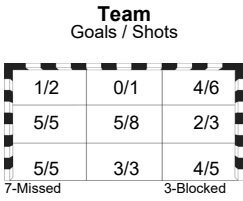
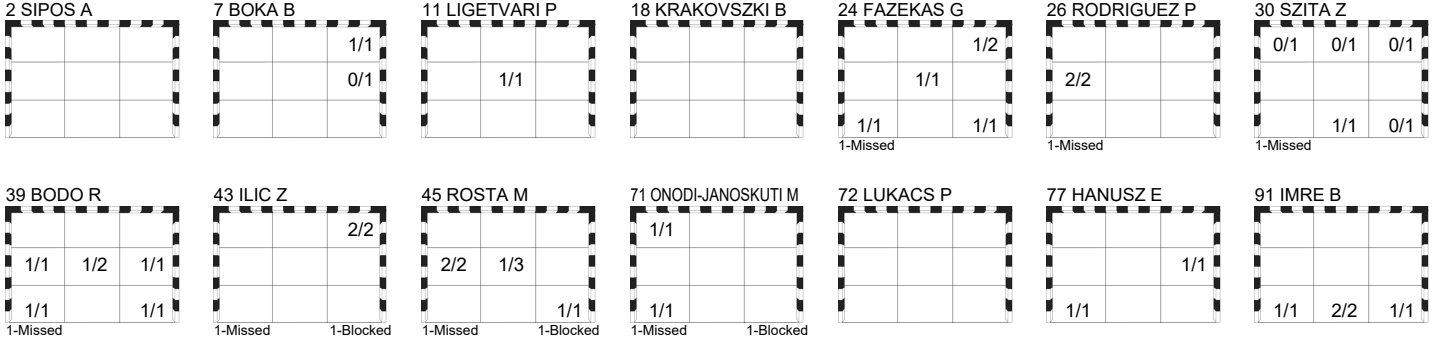
Match No: 31

HUN 29 - 21 POL
(14 - 10) (15 - 11)

Referees: SCHULZE Robert (GER) / TÖNNIES Tobias (GER)

HUN - Hungary

Overview of Shot Distribution



OFFICIAL PARTNERS



EHF PARTNERS



NATIONAL SUPPLIERS



Match Team Statistics

Kristianstad

Match No: 31

HUN 29 - 21 POL
(14 - 10) (15 - 11)

Referees: SCHULZE Robert (GER) / TÖNNIES Tobias (GER)

POL - Poland

Coach: GONZALEZ Jesús (ESP)

Time outs: 3

No.	Name	Total		All Goals / Shots							Punishments				Offence			Defence			TP			
		G/S	%	7m	7m%	6m	Wing	BT	FB	FTO	9m	EG	YC	RC	2M	2+2	AS	R7	TO/TF	ST		BS	P7	
1	WALACH Milosz																						25:46	
2	PRZYTULA Damian	2/2	100			1/1					1/1						2		3				9:20	
3	DASZEK Michal	0/2	0	0/1	0						0/1						1						15:09	
4	JEDRASZCZYK Piotr	2/3	67								1/2								2				26:25	
5	OLEJNICZAK Michal	3/8	38			0/1					1/2					1	1	3 / 1		1			34:02	
12	PIETRASIK Ariel	2/3	67								1/2				1		1	1				1	15:53	
17	WIDOMSKI Andrzej	1/2	50								0/1						3		1		1	1	34:30	
23	MORYTO Arkadiusz	2/5	40	0/1	0	1/2	1/2												1				44:27	
25	JAROSIEWICZ Piotr																						8:46	
26	MARCINIAK Marek	1/1	100				1/1																13:33	
28	GEBALA Maciej	3/5	60			3/5											1		/ 1		1	1	50:38	
35	PATEREK Pawel	2/3	67	0/1	0						2/2						1		1 / 1				14:31	
44	CZAPLINSKI Mikolaj	0/4	0	0/1	0	0/1	0/2														1		44:40	
48	GEBALA Tomasz	3/4	75			3/4													1	1		3	33:19	
50	SKRZYNIARZ Jakub																						23:04	
78	JANKOWSKI Wiktor																						23:57	
Totals		21/42	50	0/4	0	8/14	2/5	6/7			5/12					1	1		8	4	13 / 3	4	3	4

No.	Name	Total		All Saves / Shots									
		S/S	%	7m	7m%	Near Shots			FB	FTO	9m	9m%	
				All	All%	6m	Wing	BT					
1	WALACH Milosz	6/20	30	0/1	0	3/10	30	2/7	1/3	1/1		2/6	33
50	SKRZYNIARZ Jakub	3/15	20	0/3	0	2/8	25	2/7	0/1			1/3	33
EG		3											
Totals		9/38	24	0/4	0	5/18	28	4/14	0/1	1/3	1/1	3/10	30

Attacks

Team	All		Player Majority		Player Minority		Position Attacks		FB		Ind. FB		Team FB		Att. Dur. (min)	Turnover		
	G/Att.	%	G/Att.	%	G/Att.	%	G/Att.	%	G/Att.	%	G/Att.	%	G/Att.	%		All	%	TOFB
POL	21/52	40	2/3	67	0/1	0	21/52	40							0:15	16	31	0

Team Shots

	Goals	Saves	Missed	Post	Blocked	Total	G/S %	Prop %						
6m Shots	8	4		1	1	14	57	33						
Wing Shots	2	2		1		5	40	12						
L R	2	1	1	1		2	3	0	67	5	7			
9m Shots	5	2	1		4	12	42	29						
L C R	2	2	1	1	4	3	8	1	67	25	100	7	19	2
7m Penalty Throws		4				4	0	10						
Fast Breaks								0						
Breakthroughs	6	1				7	86	17						
Fast Throw Offs								0						
Empty Goals								0						
Totals	21	13	1	2	5	42	50	100						

Legend:

% Efficiency	2M 2-Minute Suspensions	2+2 2+2 Minute Suspensions	6m 6-metre Shots	7m 7-metre Penalty Shots
9m 9-metre Shots	AS Assists	Att. Dur. Average Attack Duration	BS Blocked Shots	BT Breakthroughs
C Center	EG Empty Goal	FB Fast Breaks	FTO Fast Throw off	G/Att. Goals/Attacks
G/S Goals/Shots	Ind. Individual	L Left	P7 Penalty 7-metre Fouls	Prop % Proportion of Shots
R7 Received 7-metre Fouls	R Right	RC Red Cards (Direct and after 3rd 2-Minute Suspension)	S/S Saves/Shots	TP Time Played
ST Steals	TO/TF Turnover/Technical Faults	TOFB Turnover during Fast Breaks		
Wing Wing Shots	YC Yellow Cards			

OFFICIAL PARTNERS



EHF PARTNERS



NATIONAL SUPPLIERS



Match Team Statistics

Kristianstad

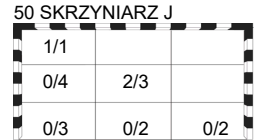
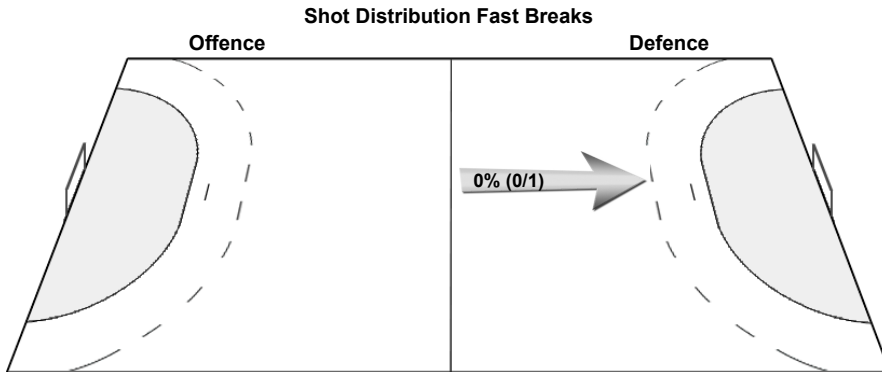
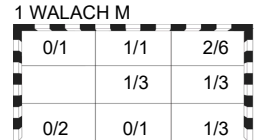
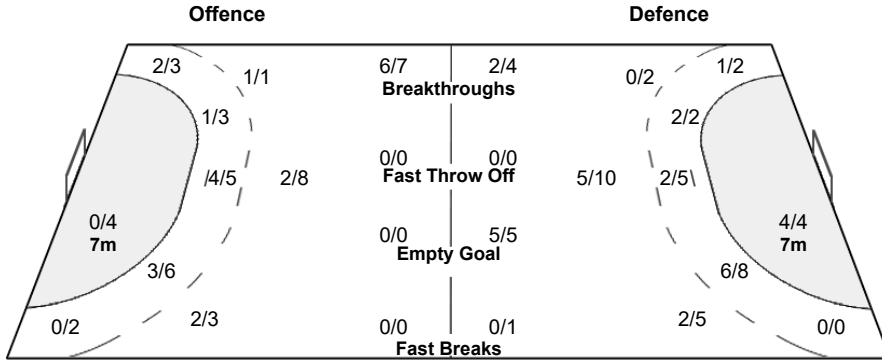
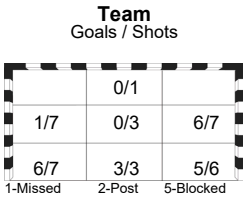
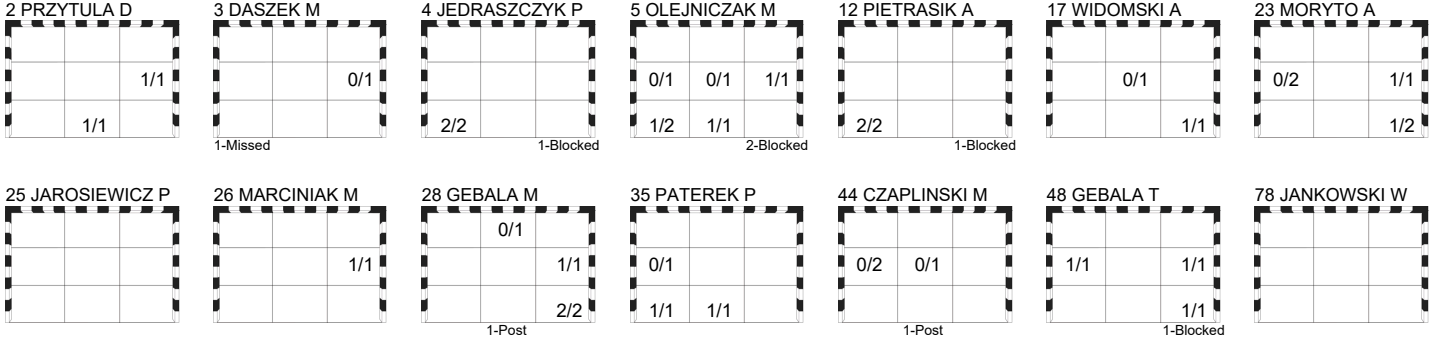
Match No: 31

HUN 29 - 21 POL
(14 - 10) (15 - 11)

Referees: SCHULZE Robert (GER) / TÖNNIES Tobias (GER)

POL - Poland

Overview of Shot Distribution



OFFICIAL PARTNERS



EHF PARTNERS



NATIONAL SUPPLIERS



Play by Play

Match No: 31

HUN 29 - 21 POL

(14 - 10) (15 - 11)

Referees: SCHULZE Robert (GER) / TÖNNIES Tobias (GER)

HUN	2 SIPOS Adrián	7 BOKA Bendegúz	11 LIGETVARI Patrik	A VELASCO Miguel
18 KRAKOVSKI Bence	24 FAZEKAS Gergo	26 RODRIGUEZ Pedro	B RODRIGUEZ José	B RODRIGUEZ José
30 SZITA Zoltán	32 PALASICS Kristóf	39 BODO Richárd	C TATRAI Miklós	C TATRAI Miklós
43 ILIC Zoran	45 ROSTA Miklós	61 BARTUCZ László	D SZIKRA-MEZEY Csaba	D SZIKRA-MEZEY Csaba
71 ONODI-JANOSKUTI Máté	72 LUKACS Péter	77 HANUSZ Egon	E POROBIC Haris	E POROBIC Haris
91 IMRE Bence				
POL	1 WALACH Milosz	2 PRZYTLA Damian	3 DASZEK Michal	A KAMYS Zygmunt
4 JEDRASZCZYK Piotr	5 OLEJNICZAK Michal	12 PIETRASIK Ariel	B GONZALEZ Jesús	B GONZALEZ Jesús
17 WIDOMSKI Andrzej	23 MORYTO Arkadiusz	25 JAROSIEWICZ Piotr	C AGUINAGALDE Julen	C AGUINAGALDE Julen
26 MARCINIAK Marek	28 GEBALA Maciej	35 PATEREK Pawel	D WICHARY Marcin	D WICHARY Marcin
44 CZAPLINSKI Mikolaj	48 GEBALA Tomasz	50 SKRZYNIARZ Jakub	E KIEDROWSKI Bartosz	E KIEDROWSKI Bartosz
78 JANKOWSKI Wiktor				

1st HALF

Match Time	HUN - Hungary	Score	Lead	POL - Poland
0:00	32 PALASICS K Goalkeeper			50 SKRZYNIARZ J Goalkeeper
0:38		0 - 1	-1	17 WIDOMSKI A Goal breakthrough bottom right, 94.64 km/h
1:25	45 ROSTA M Shot left 6m saved middle centre			
1:37		0 - 2	-2	28 GEBALA M Goal centre 6m bottom right (17 WIDOMSKI A), 83.92 km/h
2:17	45 ROSTA M Goal centre 6m bottom right (24 FAZEKAS G), 97.42 km/h	1 - 2	-1	
2:26				5 OLEJNICZAK M for 50 SKRZYNIARZ J Empty goal
2:31				50 SKRZYNIARZ J for 5 OLEJNICZAK M Goalkeeper back
2:31				44 CZAPLINSKI M Shot left wing saved middle centre
3:09	45 ROSTA M 7m received			28 GEBALA M 7m caused
3:24	91 IMRE B Goal Penalty shot bottom left (45 ROSTA M), 90.33 km/h	2 - 2	0	
4:11				5 OLEJNICZAK M Shot breakthrough saved middle centre
4:31	2 SIPOS A Block			5 OLEJNICZAK M Shot centre 9m blocked
4:57	11 LIGETVARI P Warning (yellow card)			
5:50	43 ILIC Z Block			
6:50	30 SZITA Z Goal centre 9m bottom centre, 102.82 km/h	3 - 2	+1	
7:28				48 GEBALA T Turnover
7:40	30 SZITA Z 7m received			17 WIDOMSKI A 7m caused
7:54	91 IMRE B Goal Penalty shot bottom centre (30 SZITA Z), 88.25 km/h	4 - 2	+2	
8:22				17 WIDOMSKI A Turnover
8:56	30 SZITA Z Shot left 9m missed			
9:04		4 - 3	+1	4 JEDRASZCZYK P Goal breakthrough bottom left, 95.13 km/h
9:59	26 RODRIGUEZ P Goal right wing middle left (43 ILIC Z), 90.78 km/h	5 - 3	+2	
10:38				28 GEBALA M Technical Fault
11:43	45 ROSTA M Shot centre 6m saved middle centre			
11:48		5 - 4	+1	4 JEDRASZCZYK P Goal left 9m bottom left (5 OLEJNICZAK M), 93.17 km/h
12:24	45 ROSTA M Goal left 6m middle left, 91.20 km/h	6 - 4	+2	
12:57				17 WIDOMSKI A Shot centre 9m saved middle centre
13:32	26 RODRIGUEZ P Technical Fault			
14:23	7 BOKA B Steal			4 JEDRASZCZYK P Turnover
14:35	24 FAZEKAS G Goal left 6m bottom left, 71.29 km/h	7 - 4	+3	
14:45				Team timeout
14:45				28 GEBALA M for 50 SKRZYNIARZ J Empty goal
15:08	30 SZITA Z 7m caused			28 GEBALA M 7m received
15:12				50 SKRZYNIARZ J for 12 PIETRASIK A Goalkeeper back
15:22				44 CZAPLINSKI M Penalty shot saved middle left
16:12	30 SZITA Z Turnover			44 CZAPLINSKI M Steal
16:19				44 CZAPLINSKI M Shot left 6m saved middle left
16:45	45 ROSTA M Goal centre 6m middle left (30 SZITA Z), 101.26 km/h	8 - 4	+4	

OFFICIAL PARTNERS



EHF PARTNERS



NATIONAL SUPPLIERS



Play by Play

HUN 29 - 21 POL

(14 - 10) (15 - 11)

1st HALF

Match Time	HUN - Hungary	Score	Lead	POL - Poland
17:06				28 GEBALA M for 50 SKRZYNIARZ J Empty goal
17:30				50 SKRZYNIARZ J for 44 CZAPLINSKI M Goalkeeper back
17:30	2 SIPOS A 7m caused			12 PIETRASIK A 7m received
17:30	2 SIPOS A 2-minutes suspension			
17:35				23 MORYTO A Penalty shot saved middle left
17:43		8 - 5	+3	23 MORYTO A Goal centre 6m middle right, 81.25 km/h
17:48	45 ROSTA M for 32 PALASICS K Empty goal			
18:23	45 ROSTA M 7m received			12 PIETRASIK A 7m caused
18:23				12 PIETRASIK A 2-minutes suspension
18:23	32 PALASICS K for 26 RODRIGUEZ P Goalkeeper back			
18:23	91 IMRE B Goal Penalty shot bottom right (45 ROSTA M), 96.10 km/h	9 - 5	+4	
18:44				5 OLEJNICZAK M for 50 SKRZYNIARZ J Empty goal
18:59				5 OLEJNICZAK M Turnover
19:04				50 SKRZYNIARZ J for 44 CZAPLINSKI M Goalkeeper back
19:50	30 SZITA Z Shot centre 9m saved top left			
20:19				5 OLEJNICZAK M Turnover
20:59	24 FAZEKAS G Turnover			17 WIDOMSKI A Steal
21:08				5 OLEJNICZAK M Shot left 6m saved middle left
21:46	39 BODO R Goal left 6m middle left, 106.32 km/h	10 - 5	+5	
22:04				28 GEBALA M for 50 SKRZYNIARZ J Empty goal
22:47	11 LIGETVARI P Block			4 JEDRASZCZYK P Shot centre 9m blocked
22:56				50 SKRZYNIARZ J for 25 JAROSIEWICZ P Goalkeeper back
22:57	32 PALASICS K Goal empty goal middle centre, 80.21 km/h	11 - 5	+6	
22:58				Team timeout
23:17		11 - 6	+5	2 PRZYTULA D Goal right 6m middle right, 102.66 km/h
24:02	39 BODO R Goal centre 9m bottom left, 113.85 km/h	12 - 6	+6	
24:12		12 - 7	+5	5 OLEJNICZAK M Goal right 9m bottom left, 101.74 km/h
24:48	26 RODRIGUEZ P Shot right wing missed			
25:07				3 DASZEK M Shot centre 9m missed
25:12				1 WALACH M for 50 SKRZYNIARZ J Goalkeeper Substitution
25:35	45 ROSTA M Shot left 6m missed			
25:56				78 JANKOWSKI W for 1 WALACH M Empty goal
26:33				1 WALACH M for 25 JAROSIEWICZ P Goalkeeper back
26:28	2 SIPOS A Block			5 OLEJNICZAK M Shot centre 9m blocked
26:46		12 - 8	+4	26 MARCINIAK M Goal right wing middle right (3 DASZEK M)
27:06	45 ROSTA M Technical Fault			
27:14				28 GEBALA M Shot right 6m post
28:03	77 HANUSZ E Turnover			28 GEBALA M Steal
28:09		12 - 9	+3	5 OLEJNICZAK M Goal breakthrough bottom centre, 97.17 km/h
28:52	Team timeout			
29:04	39 BODO R Shot left 9m saved middle centre			
29:18				2 PRZYTULA D for 1 WALACH M Empty goal
29:18	26 RODRIGUEZ P Goal left 9m middle left	13 - 9	+4	
29:33		13 - 10	+3	2 PRZYTULA D Goal centre 9m bottom centre, 104.60 km/h
29:37				1 WALACH M for 4 JEDRASZCZYK P Goalkeeper back
29:58	77 HANUSZ E Goal left 6m bottom left (71 ONODI-JANOSKUTI M)	14 - 10	+4	

2nd HALF

Match Time	HUN - Hungary	Score	Lead	POL - Poland
30:00	32 PALASICS K Goalkeeper			1 WALACH M Goalkeeper

OFFICIAL PARTNERS



EHF PARTNERS



NATIONAL SUPPLIERS



Play by Play

HUN 29 - 21 POL

(14 - 10) (15 - 11)

2nd HALF

Match Time	HUN - Hungary	Score	Lead	POL - Poland
30:36	43 ILIC Z Goal left 9m top right, 110.38 km/h	15 - 10	+5	
31:17	24 FAZEKAS G Steal			2 PRZYTULA D Turnover
31:26	30 SZITA Z Shot fast break saved top right			
31:56	43 ILIC Z Steal			4 JEDRASZCZYK P Turnover
32:28	7 BOKA B Goal left 6m top right (30 SZITA Z), 72.74 km/h	16 - 10	+6	
32:45				78 JANKOWSKI W for 1 WALACH M Empty goal
33:17				1 WALACH M for 17 WIDOMSKI A Goalkeeper back
33:17		16 - 11	+5	23 MORYTO A Goal right wing bottom right (2 PRZYTULA D), 90.24 km/h
33:47				Video Replay (Punishment review) Punishment
33:47				78 JANKOWSKI W Disqualification (red card-direct)
34:34	24 FAZEKAS G Shot breakthrough missed			
34:54				44 CZAPLINSKI M for 1 WALACH M Empty goal
35:11		16 - 12	+4	28 GEBALA M Goal centre 6m bottom right (17 WIDOMSKI A)
35:21				1 WALACH M for 23 MORYTO A Goalkeeper back
35:25	45 ROSTA M for 32 PALASICS K Empty goal			
35:38	43 ILIC Z Goal breakthrough top right, 112.02 km/h	17 - 12	+5	
35:47				23 MORYTO A for 1 WALACH M Empty goal
36:27				1 WALACH M for 35 PATEREK P Goalkeeper back
36:24		17 - 13	+4	48 GEBALA T Goal left 6m bottom right (17 WIDOMSKI A), 95.37 km/h
36:50	32 PALASICS K for 7 BOKA B Goalkeeper back			
37:07	24 FAZEKAS G Turnover			
37:11				35 PATEREK P for 1 WALACH M Empty goal
37:50				1 WALACH M for 17 WIDOMSKI A Goalkeeper back
37:48				5 OLEJNICZAK M Technical Fault
38:18	24 FAZEKAS G Goal left 6m bottom right (30 SZITA Z), 98.06 km/h	18 - 13	+5	
38:27				17 WIDOMSKI A for 1 WALACH M Empty goal
38:27	2 SIPOS A 2-minutes suspension			
38:53				5 OLEJNICZAK M Shot left 9m saved bottom left
39:10				23 MORYTO A Shot right wing saved middle left
39:10				1 WALACH M for 35 PATEREK P Goalkeeper back
39:25	45 ROSTA M for 32 PALASICS K Empty goal			
39:47	24 FAZEKAS G Shot centre 6m saved top right			
40:08	30 SZITA Z Shot breakthrough saved bottom right			
40:20	32 PALASICS K for 24 FAZEKAS G Goalkeeper back			
40:22		18 - 14	+4	48 GEBALA T Goal left 6m middle right (2 PRZYTULA D), 93.24 km/h
41:06	24 FAZEKAS G Goal centre 9m top right, 105.97 km/h	19 - 14	+5	
41:22				3 DASZEK M for 1 WALACH M Empty goal
41:40	24 FAZEKAS G Steal			2 PRZYTULA D Turnover
41:47	24 FAZEKAS G Goal empty goal middle centre, 87.29 km/h	20 - 14	+6	
42:35		20 - 15	+5	28 GEBALA M Goal centre 6m middle right (35 PATEREK P), 87.96 km/h
42:58				1 WALACH M for 3 DASZEK M Goalkeeper back
43:07	43 ILIC Z Shot right 9m missed			
43:16	43 ILIC Z Steal			2 PRZYTULA D Turnover
43:20	7 BOKA B Shot centre 6m saved middle right			
43:37	11 LIGETVARI P 7m caused			48 GEBALA T 7m received
43:43				3 DASZEK M Penalty shot saved middle right
44:27	43 ILIC Z Shot centre 9m blocked			48 GEBALA T Block
44:33	77 HANUSZ E Goal right 6m middle right	21 - 15	+6	
44:33		21 - 16	+5	48 GEBALA T Goal left 6m middle left, 91.19 km/h
45:52	30 SZITA Z Shot centre 9m saved top centre			
46:05		21 - 17	+4	5 OLEJNICZAK M Goal left 9m middle right, 93.10 km/h
46:51	Team timeout			

OFFICIAL PARTNERS



EHF PARTNERS



NATIONAL SUPPLIERS



Play by Play

HUN 29 - 21 POL

(14 - 10) (15 - 11)

2nd HALF

Match Time	HUN - Hungary	Score	Lead	POL - Poland
47:03	39 BODO R Goal centre 9m bottom right, 122.32 km/h	22	-17	+5
47:15				3 DASZEK M for 1 WALACH M Empty goal
47:26				1 WALACH M for 3 DASZEK M Goalkeeper back
47:27				23 MORYTO A Shot right 6m saved bottom right
47:37				3 DASZEK M for 1 WALACH M Empty goal
47:54	11 LIGETVARI P Block			12 PIETRASIK A Shot centre 9m blocked
48:15		22	-18	+4
48:44				1 WALACH M for 23 MORYTO A Goalkeeper back
48:50	77 HANUSZ E Turnover			
48:59				23 MORYTO A for 1 WALACH M Empty goal
49:05				23 MORYTO A Turnover
49:08				1 WALACH M for 23 MORYTO A Goalkeeper back
49:45	39 BODO R Goal centre 9m middle right, 108.27 km/h	23	-18	+5
49:50				23 MORYTO A for 1 WALACH M Empty goal
49:54				1 WALACH M for 23 MORYTO A Goalkeeper back
49:53				5 OLEJNICZAK M Turnover
49:57	45 ROSTA M Goal empty goal middle centre, 107.63 km/h	24	-18	+6
49:57				Team timeout
49:57				35 PATEREK P for 1 WALACH M Empty goal
50:25				1 WALACH M for 12 PIETRASIK A Goalkeeper back
50:24		24	-19	+5
51:15				12 PIETRASIK A Goal breakthrough bottom left, 62.18 km/h
51:16	71 ONODI-JANOSKUTI M Shot right 9m missed			3 DASZEK M for 1 WALACH M Empty goal
51:49				1 WALACH M for 3 DASZEK M Goalkeeper back
51:44				28 GEBALA M Shot centre 6m saved top centre
52:15	71 ONODI-JANOSKUTI M Goal breakthrough top left, 107.03 km/h	25	-19	+6
52:38				3 DASZEK M for 1 WALACH M Empty goal
52:58	24 FAZEKAS G Steal			12 PIETRASIK A Turnover
53:07	11 LIGETVARI P Goal empty goal middle centre, 40.87 km/h	26	-19	+7
53:34				1 WALACH M for 3 DASZEK M Goalkeeper back
53:32				44 CZAPLINSKI M Shot left wing post
53:42	39 BODO R Goal empty goal middle centre, 74.31 km/h	27	-19	+8
54:10	11 LIGETVARI P Steal			35 PATEREK P Turnover
54:50	71 ONODI-JANOSKUTI M Shot centre 9m blocked			48 GEBALA T Block
55:17		27	-20	+7
55:27	71 ONODI-JANOSKUTI M Goal right 6m bottom left, 98.47 km/h	28	-20	+8
55:57		28	-21	+7
56:49	72 LUKACS P 7m received			35 PATEREK P Goal breakthrough bottom left, 89.93 km/h
57:02	91 IMRE B Goal Penalty shot bottom centre (72 LUKACS P), 74.24 km/h	29	-21	+8
57:41				48 GEBALA T 7m caused
58:54	39 BODO R Shot left 9m missed			35 PATEREK P Technical Fault
59:06				5 OLEJNICZAK M 7m received
59:17				35 PATEREK P Penalty shot saved middle left
60:00	45 ROSTA M Shot centre 9m blocked			48 GEBALA T Block

OFFICIAL PARTNERS



EHF PARTNERS



NATIONAL SUPPLIERS



Empty Goal Analysis

Kristianstad

Match No: 31

HUN 29 - 21 POL

(14 - 10) (15 - 11)

Referees: SCHULZE Robert (GER) / TÖNNIES Tobias (GER)

ATTACKS DURING OWN EMPTY GOAL SITUATION

Players on Court	Attacks		Goals		Saves		Missed		Blocked		Post		Turnovers		Scoring Efficiency		Goals Against	
	HUN	POL	HUN	POL	HUN	POL	HUN	POL	HUN	POL	HUN	POL	HUN	POL	HUN	POL	HUN	POL
7 Against 6	1	18	1	7		3				3		1		5	100	39		5
6 Against 6	1					2									0			
Others	1	3	1			3							1	100	0			
Total:	3	21	2	7	2	6				3		1		6	67	33		5

GOALS/ATTACKS DURING OWN EMPTY GOAL SITUATION - ANALYSIS OF OCCURRENCE (in 5 min intervals)

Players on Court	1st Half											
	0-5		5-10		10-15		15-20		20-25		25-30	
	HUN	POL	HUN	POL	HUN	POL	HUN	POL	HUN	POL	HUN	POL
7 Against 6		0/1									0/1	1/2
6 Against 6												
Others						1/1	0/2					
Total:		0/1					1/1	0/2			0/1	1/2

Players on Court	2nd Half											
	30-35		35-40		40-45		45-50		50-55		55-60	
	HUN	POL	HUN	POL	HUN	POL	HUN	POL	HUN	POL	HUN	POL
7 Against 6		1/1	1/1	2/3		1/2		1/4		1/4		
6 Against 6					0/1							
Others				0/1								
Total:		1/1	1/1	2/4	0/1	1/2		1/4		1/4		

GOALS/ATTACKS DURING OWN EMPTY GOAL SITUATION - ANALYSIS BY DURATION

Team	<15 sec.	15-30 sec.	30-45 sec.	45-60 sec.	>60 sec.
HUN	1/1		1/2		
POL	0/4	3/9	3/7	1/1	

SUBSTITUTION SUMMARY

Players	HUN	POL
Goalkeeper <-> Goalkeeper	0	1
Court Player <-> Goalkeeper	6	40
Court Player <-> Court Player	146	67
Total:	152	108

OFFICIAL PARTNERS



EHF PARTNERS



NATIONAL SUPPLIERS



Preliminary Round - Group F

Line-Up Analysis

Kristianstad

Attendance: 3.212

Match No: 31

HUN 29 - 21 POL

HUN - Hungary

Lineup efficiency							Time Played	GF	GA
7 BOKA B	24 FAZEKAS G	26 RODRIGUEZ P	30 SZITA Z	32 PALASICS K	43 ILIC Z	45 ROSTA M	10:58	7	1
2 SIPOS A	7 BOKA B	11 LIGETVARI P	24 FAZEKAS G	30 SZITA Z	32 PALASICS K	43 ILIC Z	7:14	2	3
2 SIPOS A	11 LIGETVARI P	24 FAZEKAS G	26 RODRIGUEZ P	30 SZITA Z	32 PALASICS K	43 ILIC Z	3:46	1	0
7 BOKA B	26 RODRIGUEZ P	32 PALASICS K	39 BODO R	45 ROSTA M	71 ONODI-JANOSKUTI M	77 HANUSZ E	3:43	2	1
2 SIPOS A	7 BOKA B	11 LIGETVARI P	26 RODRIGUEZ P	30 SZITA Z	32 PALASICS K	43 ILIC Z	3:28	0	2
2 SIPOS A	24 FAZEKAS G	26 RODRIGUEZ P	32 PALASICS K	39 BODO R	45 ROSTA M	71 ONODI-JANOSKUTI M	3:03	2	2
2 SIPOS A	11 LIGETVARI P	24 FAZEKAS G	26 RODRIGUEZ P	32 PALASICS K	39 BODO R	71 ONODI-JANOSKUTI M	2:26	3	1
18 KRAKOVSZKI B	26 RODRIGUEZ P	30 SZITA Z	32 PALASICS K	45 ROSTA M	71 ONODI-JANOSKUTI M	77 HANUSZ E	1:57	0	0
7 BOKA B	26 RODRIGUEZ P	30 SZITA Z	32 PALASICS K	43 ILIC Z	45 ROSTA M	77 HANUSZ E	1:55	1	0
2 SIPOS A	7 BOKA B	11 LIGETVARI P	26 RODRIGUEZ P	32 PALASICS K	39 BODO R	71 ONODI-JANOSKUTI M	1:40	1	3
2 SIPOS A	7 BOKA B	26 RODRIGUEZ P	30 SZITA Z	32 PALASICS K	43 ILIC Z	45 ROSTA M	1:31	0	1
2 SIPOS A	18 KRAKOVSZKI B	26 RODRIGUEZ P	32 PALASICS K	39 BODO R	71 ONODI-JANOSKUTI M	72 LUKACS P	1:30	0	0
18 KRAKOVSZKI B	24 FAZEKAS G	26 RODRIGUEZ P	32 PALASICS K	39 BODO R	45 ROSTA M	71 ONODI-JANOSKUTI M	1:15	1	0
2 SIPOS A	7 BOKA B	24 FAZEKAS G	26 RODRIGUEZ P	30 SZITA Z	32 PALASICS K	43 ILIC Z	1:14	0	1
2 SIPOS A	7 BOKA B	24 FAZEKAS G	26 RODRIGUEZ P	30 SZITA Z	43 ILIC Z	45 ROSTA M	1:05	1	0
2 SIPOS A	7 BOKA B	11 LIGETVARI P	32 PALASICS K	39 BODO R	45 ROSTA M	77 HANUSZ E	1:05	0	1
2 SIPOS A	24 FAZEKAS G	26 RODRIGUEZ P	30 SZITA Z	32 PALASICS K	43 ILIC Z	45 ROSTA M	0:55	1	0
2 SIPOS A	7 BOKA B	11 LIGETVARI P	24 FAZEKAS G	26 RODRIGUEZ P	30 SZITA Z	43 ILIC Z	0:55	0	1
2 SIPOS A	11 LIGETVARI P	24 FAZEKAS G	26 RODRIGUEZ P	30 SZITA Z	43 ILIC Z	45 ROSTA M	0:55	0	0
2 SIPOS A	7 BOKA B	11 LIGETVARI P	30 SZITA Z	32 PALASICS K	43 ILIC Z	91 IMRE B	0:52	3	0
2 SIPOS A	11 LIGETVARI P	26 RODRIGUEZ P	32 PALASICS K	39 BODO R	71 ONODI-JANOSKUTI M	77 HANUSZ E	0:48	0	1
18 KRAKOVSZKI B	26 RODRIGUEZ P	32 PALASICS K	39 BODO R	45 ROSTA M	71 ONODI-JANOSKUTI M	72 LUKACS P	0:48	0	0
18 KRAKOVSZKI B	26 RODRIGUEZ P	32 PALASICS K	39 BODO R	45 ROSTA M	71 ONODI-JANOSKUTI M	77 HANUSZ E	0:40	1	0
2 SIPOS A	11 LIGETVARI P	26 RODRIGUEZ P	32 PALASICS K	39 BODO R	45 ROSTA M	71 ONODI-JANOSKUTI M	0:39	0	0
2 SIPOS A	11 LIGETVARI P	26 RODRIGUEZ P	30 SZITA Z	32 PALASICS K	43 ILIC Z	77 HANUSZ E	0:36	1	1
2 SIPOS A	7 BOKA B	11 LIGETVARI P	30 SZITA Z	32 PALASICS K	43 ILIC Z	77 HANUSZ E	0:34	0	0
2 SIPOS A	26 RODRIGUEZ P	32 PALASICS K	39 BODO R	45 ROSTA M	71 ONODI-JANOSKUTI M	77 HANUSZ E	0:30	0	0
2 SIPOS A	7 BOKA B	11 LIGETVARI P	30 SZITA Z	32 PALASICS K	39 BODO R	77 HANUSZ E	0:28	1	0
11 LIGETVARI P	26 RODRIGUEZ P	32 PALASICS K	39 BODO R	45 ROSTA M	71 ONODI-JANOSKUTI M	72 LUKACS P	0:28	0	0
2 SIPOS A	11 LIGETVARI P	26 RODRIGUEZ P	32 PALASICS K	39 BODO R	71 ONODI-JANOSKUTI M	72 LUKACS P	0:26	0	0
7 BOKA B	11 LIGETVARI P	24 FAZEKAS G	30 SZITA Z	32 PALASICS K	43 ILIC Z	45 ROSTA M	0:17	0	0
2 SIPOS A	26 RODRIGUEZ P	30 SZITA Z	32 PALASICS K	45 ROSTA M	71 ONODI-JANOSKUTI M	77 HANUSZ E	0:14	0	1
7 BOKA B	11 LIGETVARI P	26 RODRIGUEZ P	30 SZITA Z	32 PALASICS K	43 ILIC Z	45 ROSTA M	0:13	0	0
7 BOKA B	26 RODRIGUEZ P	30 SZITA Z	32 PALASICS K	45 ROSTA M	71 ONODI-JANOSKUTI M	77 HANUSZ E	0:13	0	0
2 SIPOS A	7 BOKA B	26 RODRIGUEZ P	32 PALASICS K	39 BODO R	71 ONODI-JANOSKUTI M	77 HANUSZ E	0:12	0	0
7 BOKA B	11 LIGETVARI P	26 RODRIGUEZ P	32 PALASICS K	39 BODO R	45 ROSTA M	77 HANUSZ E	0:11	0	0
2 SIPOS A	7 BOKA B	11 LIGETVARI P	32 PALASICS K	39 BODO R	71 ONODI-JANOSKUTI M	77 HANUSZ E	0:11	0	0
2 SIPOS A	7 BOKA B	26 RODRIGUEZ P	30 SZITA Z	32 PALASICS K	43 ILIC Z	77 HANUSZ E	0:11	0	1
2 SIPOS A	18 KRAKOVSZKI B	24 FAZEKAS G	26 RODRIGUEZ P	32 PALASICS K	39 BODO R	71 ONODI-JANOSKUTI M	0:11	0	0
11 LIGETVARI P	24 FAZEKAS G	26 RODRIGUEZ P	30 SZITA Z	32 PALASICS K	43 ILIC Z	45 ROSTA M	0:09	0	0
2 SIPOS A	11 LIGETVARI P	26 RODRIGUEZ P	32 PALASICS K	39 BODO R	71 ONODI-JANOSKUTI M	91 IMRE B	0:09	1	0
2 SIPOS A	11 LIGETVARI P	26 RODRIGUEZ P	30 SZITA Z	32 PALASICS K	43 ILIC Z	45 ROSTA M	0:07	0	0
2 SIPOS A	26 RODRIGUEZ P	32 PALASICS K	39 BODO R	71 ONODI-JANOSKUTI M	72 LUKACS P	91 IMRE B	0:06	0	0
2 SIPOS A	7 BOKA B	24 FAZEKAS G	30 SZITA Z	32 PALASICS K	43 ILIC Z	45 ROSTA M	0:04	0	0
2 SIPOS A	7 BOKA B	26 RODRIGUEZ P	30 SZITA Z	32 PALASICS K	43 ILIC Z	91 IMRE B	0:04	0	0
2 SIPOS A	18 KRAKOVSZKI B	26 RODRIGUEZ P	32 PALASICS K	39 BODO R	71 ONODI-JANOSKUTI M	77 HANUSZ E	0:04	0	0

Score development							Time Played	G Diff.
7 BOKA B	24 FAZEKAS G	26 RODRIGUEZ P	30 SZITA Z	32 PALASICS K	43 ILIC Z	45 ROSTA M	10:58	+6
2 SIPOS A	7 BOKA B	11 LIGETVARI P	30 SZITA Z	32 PALASICS K	43 ILIC Z	91 IMRE B	0:52	+3
2 SIPOS A	11 LIGETVARI P	24 FAZEKAS G	26 RODRIGUEZ P	32 PALASICS K	39 BODO R	71 ONODI-JANOSKUTI M	2:26	+2
2 SIPOS A	11 LIGETVARI P	26 RODRIGUEZ P	32 PALASICS K	39 BODO R	71 ONODI-JANOSKUTI M	91 IMRE B	0:09	+1
2 SIPOS A	7 BOKA B	11 LIGETVARI P	30 SZITA Z	32 PALASICS K	39 BODO R	77 HANUSZ E	0:28	+1

OFFICIAL PARTNERS



EHF PARTNERS



NATIONAL SUPPLIERS



Preliminary Round - Group F

Line-Up Analysis

Kristianstad

Attendance: 3.212

Match No: 31

HUN 29 - 21 POL

HUN - Hungary

Score development								Time Played	G Diff.
18 KRAKOVSZKI B	26 RODRIGUEZ P	32 PALASICS K	39 BODO R	45 ROSTA M	71 ONODI-JANOSKUTI M	77 HANUSZ E	0:40	+1	
2 SIPOS A	24 FAZEKAS G	26 RODRIGUEZ P	30 SZITA Z	32 PALASICS K	43 ILIC Z	45 ROSTA M	0:55	+1	
2 SIPOS A	7 BOKA B	24 FAZEKAS G	26 RODRIGUEZ P	30 SZITA Z	43 ILIC Z	45 ROSTA M	1:05	+1	
18 KRAKOVSZKI B	24 FAZEKAS G	26 RODRIGUEZ P	32 PALASICS K	39 BODO R	45 ROSTA M	71 ONODI-JANOSKUTI M	1:15	+1	
7 BOKA B	26 RODRIGUEZ P	30 SZITA Z	32 PALASICS K	43 ILIC Z	45 ROSTA M	77 HANUSZ E	1:55	+1	
7 BOKA B	26 RODRIGUEZ P	32 PALASICS K	39 BODO R	45 ROSTA M	71 ONODI-JANOSKUTI M	77 HANUSZ E	3:43	+1	
2 SIPOS A	11 LIGETVARI P	24 FAZEKAS G	26 RODRIGUEZ P	30 SZITA Z	32 PALASICS K	43 ILIC Z	3:46	+1	
2 SIPOS A	7 BOKA B	24 FAZEKAS G	30 SZITA Z	32 PALASICS K	43 ILIC Z	45 ROSTA M	0:04	0	
2 SIPOS A	7 BOKA B	26 RODRIGUEZ P	30 SZITA Z	32 PALASICS K	43 ILIC Z	91 IMRE B	0:04	0	
2 SIPOS A	18 KRAKOVSZKI B	26 RODRIGUEZ P	32 PALASICS K	39 BODO R	71 ONODI-JANOSKUTI M	77 HANUSZ E	0:04	0	
2 SIPOS A	26 RODRIGUEZ P	32 PALASICS K	39 BODO R	71 ONODI-JANOSKUTI M	72 LUKACS P	91 IMRE B	0:06	0	
2 SIPOS A	11 LIGETVARI P	26 RODRIGUEZ P	30 SZITA Z	32 PALASICS K	43 ILIC Z	45 ROSTA M	0:07	0	
11 LIGETVARI P	24 FAZEKAS G	26 RODRIGUEZ P	30 SZITA Z	32 PALASICS K	43 ILIC Z	45 ROSTA M	0:09	0	
7 BOKA B	11 LIGETVARI P	26 RODRIGUEZ P	32 PALASICS K	39 BODO R	45 ROSTA M	77 HANUSZ E	0:11	0	
2 SIPOS A	7 BOKA B	11 LIGETVARI P	32 PALASICS K	39 BODO R	71 ONODI-JANOSKUTI M	77 HANUSZ E	0:11	0	
2 SIPOS A	18 KRAKOVSZKI B	24 FAZEKAS G	26 RODRIGUEZ P	32 PALASICS K	39 BODO R	71 ONODI-JANOSKUTI M	0:11	0	
2 SIPOS A	7 BOKA B	26 RODRIGUEZ P	32 PALASICS K	39 BODO R	71 ONODI-JANOSKUTI M	77 HANUSZ E	0:12	0	
7 BOKA B	11 LIGETVARI P	26 RODRIGUEZ P	30 SZITA Z	32 PALASICS K	43 ILIC Z	45 ROSTA M	0:13	0	
7 BOKA B	26 RODRIGUEZ P	30 SZITA Z	32 PALASICS K	45 ROSTA M	71 ONODI-JANOSKUTI M	77 HANUSZ E	0:13	0	
7 BOKA B	11 LIGETVARI P	24 FAZEKAS G	30 SZITA Z	32 PALASICS K	43 ILIC Z	45 ROSTA M	0:17	0	
2 SIPOS A	11 LIGETVARI P	26 RODRIGUEZ P	32 PALASICS K	39 BODO R	71 ONODI-JANOSKUTI M	72 LUKACS P	0:26	0	
11 LIGETVARI P	26 RODRIGUEZ P	32 PALASICS K	39 BODO R	45 ROSTA M	71 ONODI-JANOSKUTI M	72 LUKACS P	0:28	0	
2 SIPOS A	26 RODRIGUEZ P	32 PALASICS K	39 BODO R	45 ROSTA M	71 ONODI-JANOSKUTI M	77 HANUSZ E	0:30	0	
2 SIPOS A	7 BOKA B	11 LIGETVARI P	30 SZITA Z	32 PALASICS K	43 ILIC Z	77 HANUSZ E	0:34	0	
2 SIPOS A	11 LIGETVARI P	26 RODRIGUEZ P	30 SZITA Z	32 PALASICS K	43 ILIC Z	77 HANUSZ E	0:36	0	
2 SIPOS A	11 LIGETVARI P	26 RODRIGUEZ P	32 PALASICS K	39 BODO R	45 ROSTA M	71 ONODI-JANOSKUTI M	0:39	0	
18 KRAKOVSZKI B	26 RODRIGUEZ P	32 PALASICS K	39 BODO R	45 ROSTA M	71 ONODI-JANOSKUTI M	72 LUKACS P	0:48	0	
2 SIPOS A	11 LIGETVARI P	24 FAZEKAS G	26 RODRIGUEZ P	30 SZITA Z	43 ILIC Z	45 ROSTA M	0:55	0	
2 SIPOS A	18 KRAKOVSZKI B	26 RODRIGUEZ P	32 PALASICS K	39 BODO R	71 ONODI-JANOSKUTI M	72 LUKACS P	1:30	0	
18 KRAKOVSZKI B	26 RODRIGUEZ P	30 SZITA Z	32 PALASICS K	45 ROSTA M	71 ONODI-JANOSKUTI M	77 HANUSZ E	1:57	0	
2 SIPOS A	24 FAZEKAS G	26 RODRIGUEZ P	32 PALASICS K	39 BODO R	45 ROSTA M	71 ONODI-JANOSKUTI M	3:03	0	
2 SIPOS A	7 BOKA B	26 RODRIGUEZ P	30 SZITA Z	32 PALASICS K	43 ILIC Z	77 HANUSZ E	0:11	-1	
2 SIPOS A	26 RODRIGUEZ P	30 SZITA Z	32 PALASICS K	45 ROSTA M	71 ONODI-JANOSKUTI M	77 HANUSZ E	0:14	-1	
2 SIPOS A	11 LIGETVARI P	26 RODRIGUEZ P	32 PALASICS K	39 BODO R	71 ONODI-JANOSKUTI M	77 HANUSZ E	0:48	-1	
2 SIPOS A	7 BOKA B	11 LIGETVARI P	24 FAZEKAS G	26 RODRIGUEZ P	30 SZITA Z	43 ILIC Z	0:55	-1	
2 SIPOS A	7 BOKA B	11 LIGETVARI P	32 PALASICS K	39 BODO R	45 ROSTA M	77 HANUSZ E	1:05	-1	
2 SIPOS A	7 BOKA B	24 FAZEKAS G	26 RODRIGUEZ P	30 SZITA Z	32 PALASICS K	43 ILIC Z	1:14	-1	
2 SIPOS A	7 BOKA B	26 RODRIGUEZ P	30 SZITA Z	32 PALASICS K	43 ILIC Z	45 ROSTA M	1:31	-1	
2 SIPOS A	7 BOKA B	11 LIGETVARI P	24 FAZEKAS G	30 SZITA Z	32 PALASICS K	43 ILIC Z	7:14	-1	
2 SIPOS A	7 BOKA B	11 LIGETVARI P	26 RODRIGUEZ P	32 PALASICS K	39 BODO R	71 ONODI-JANOSKUTI M	1:40	-2	
2 SIPOS A	7 BOKA B	11 LIGETVARI P	26 RODRIGUEZ P	30 SZITA Z	32 PALASICS K	43 ILIC Z	3:28	-2	

Empty Goal								Time Played	GF	GA
2 SIPOS A	7 BOKA B	24 FAZEKAS G	26 RODRIGUEZ P	30 SZITA Z	43 ILIC Z	45 ROSTA M	1:05	1	0	
2 SIPOS A	7 BOKA B	11 LIGETVARI P	24 FAZEKAS G	26 RODRIGUEZ P	30 SZITA Z	43 ILIC Z	0:55	0	1	
2 SIPOS A	11 LIGETVARI P	24 FAZEKAS G	26 RODRIGUEZ P	30 SZITA Z	43 ILIC Z	45 ROSTA M	0:55	0	0	

OFFICIAL PARTNERS



EHF PARTNERS



NATIONAL SUPPLIERS



Line-Up Analysis

Kristianstad

Attendance: 3.212

Match No: 31

HUN 29 - 21 POL

POL - Poland

Lineup efficiency								Time Played	GF	GA
1 WALACH M	5 OLEJNICZAK M	26 MARCINIAK M	28 GEBALA M	35 PATEREK P	44 CZAPLINSKI M	48 GEBALA T	4:41	2	2	
4 JEDRASZCZYK P	17 WIDOMSKI A	23 MORYTO A	28 GEBALA M	44 CZAPLINSKI M	50 SKRZYNIARZ J	78 JANKOWSKI W	3:48	1	2	
1 WALACH M	5 OLEJNICZAK M	12 PIETRASIK A	23 MORYTO A	28 GEBALA M	44 CZAPLINSKI M	48 GEBALA T	3:32	2	2	
4 JEDRASZCZYK P	17 WIDOMSKI A	23 MORYTO A	28 GEBALA M	44 CZAPLINSKI M	48 GEBALA T	50 SKRZYNIARZ J	3:13	1	3	
4 JEDRASZCZYK P	5 OLEJNICZAK M	17 WIDOMSKI A	23 MORYTO A	28 GEBALA M	44 CZAPLINSKI M	50 SKRZYNIARZ J	2:41	0	0	
4 JEDRASZCZYK P	12 PIETRASIK A	17 WIDOMSKI A	23 MORYTO A	44 CZAPLINSKI M	50 SKRZYNIARZ J	78 JANKOWSKI W	2:34	0	1	
1 WALACH M	3 DASZEK M	5 OLEJNICZAK M	25 JAROSIEWICZ P	26 MARCINIAK M	28 GEBALA M	78 JANKOWSKI W	2:15	2	0	
1 WALACH M	2 PRZYTULA D	4 JEDRASZCZYK P	17 WIDOMSKI A	23 MORYTO A	28 GEBALA M	44 CZAPLINSKI M	1:56	0	1	
4 JEDRASZCZYK P	5 OLEJNICZAK M	12 PIETRASIK A	17 WIDOMSKI A	23 MORYTO A	50 SKRZYNIARZ J	78 JANKOWSKI W	1:52	0	0	
1 WALACH M	2 PRZYTULA D	23 MORYTO A	25 JAROSIEWICZ P	28 GEBALA M	44 CZAPLINSKI M	48 GEBALA T	1:48	1	0	
5 OLEJNICZAK M	17 WIDOMSKI A	23 MORYTO A	35 PATEREK P	44 CZAPLINSKI M	48 GEBALA T	48 GEBALA T	1:43	0	0	
3 DASZEK M	5 OLEJNICZAK M	12 PIETRASIK A	23 MORYTO A	28 GEBALA M	44 CZAPLINSKI M	48 GEBALA T	1:31	1	0	
1 WALACH M	3 DASZEK M	5 OLEJNICZAK M	26 MARCINIAK M	28 GEBALA M	35 PATEREK P	44 CZAPLINSKI M	1:28	0	1	
4 JEDRASZCZYK P	5 OLEJNICZAK M	17 WIDOMSKI A	23 MORYTO A	28 GEBALA M	50 SKRZYNIARZ J	78 JANKOWSKI W	1:17	2	1	
12 PIETRASIK A	17 WIDOMSKI A	23 MORYTO A	44 CZAPLINSKI M	48 GEBALA T	50 SKRZYNIARZ J	78 JANKOWSKI W	1:16	0	1	
3 DASZEK M	12 PIETRASIK A	23 MORYTO A	28 GEBALA M	35 PATEREK P	44 CZAPLINSKI M	48 GEBALA T	1:11	0	1	
2 PRZYTULA D	3 DASZEK M	17 WIDOMSKI A	23 MORYTO A	25 JAROSIEWICZ P	28 GEBALA M	48 GEBALA T	1:05	0	1	
4 JEDRASZCZYK P	5 OLEJNICZAK M	17 WIDOMSKI A	23 MORYTO A	28 GEBALA M	48 GEBALA T	50 SKRZYNIARZ J	1:04	0	0	
4 JEDRASZCZYK P	12 PIETRASIK A	17 WIDOMSKI A	23 MORYTO A	48 GEBALA T	50 SKRZYNIARZ J	78 JANKOWSKI W	1:02	1	1	
1 WALACH M	3 DASZEK M	5 OLEJNICZAK M	12 PIETRASIK A	28 GEBALA M	44 CZAPLINSKI M	48 GEBALA T	1:00	0	2	
1 WALACH M	5 OLEJNICZAK M	17 WIDOMSKI A	23 MORYTO A	28 GEBALA M	44 CZAPLINSKI M	48 GEBALA T	0:54	1	0	
4 JEDRASZCZYK P	5 OLEJNICZAK M	17 WIDOMSKI A	23 MORYTO A	25 JAROSIEWICZ P	28 GEBALA M	78 JANKOWSKI W	0:52	0	0	
3 DASZEK M	5 OLEJNICZAK M	25 JAROSIEWICZ P	26 MARCINIAK M	28 GEBALA M	48 GEBALA T	50 SKRZYNIARZ J	0:52	0	0	
4 JEDRASZCZYK P	12 PIETRASIK A	17 WIDOMSKI A	23 MORYTO A	28 GEBALA M	44 CZAPLINSKI M	78 JANKOWSKI W	0:51	0	0	
1 WALACH M	4 JEDRASZCZYK P	17 WIDOMSKI A	23 MORYTO A	28 GEBALA M	44 CZAPLINSKI M	48 GEBALA T	0:49	0	1	
5 OLEJNICZAK M	17 WIDOMSKI A	23 MORYTO A	28 GEBALA M	35 PATEREK P	44 CZAPLINSKI M	78 JANKOWSKI W	0:46	1	0	
4 JEDRASZCZYK P	17 WIDOMSKI A	23 MORYTO A	28 GEBALA M	48 GEBALA T	50 SKRZYNIARZ J	78 JANKOWSKI W	0:44	0	1	
3 DASZEK M	5 OLEJNICZAK M	17 WIDOMSKI A	23 MORYTO A	28 GEBALA M	50 SKRZYNIARZ J	78 JANKOWSKI W	0:38	1	1	
2 PRZYTULA D	3 DASZEK M	5 OLEJNICZAK M	25 JAROSIEWICZ P	26 MARCINIAK M	28 GEBALA M	78 JANKOWSKI W	0:37	0	0	
1 WALACH M	5 OLEJNICZAK M	23 MORYTO A	28 GEBALA M	35 PATEREK P	44 CZAPLINSKI M	48 GEBALA T	0:37	0	1	
1 WALACH M	3 DASZEK M	5 OLEJNICZAK M	25 JAROSIEWICZ P	26 MARCINIAK M	28 GEBALA M	48 GEBALA T	0:36	0	0	
4 JEDRASZCZYK P	5 OLEJNICZAK M	17 WIDOMSKI A	23 MORYTO A	44 CZAPLINSKI M	50 SKRZYNIARZ J	78 JANKOWSKI W	0:35	0	0	
1 WALACH M	5 OLEJNICZAK M	17 WIDOMSKI A	23 MORYTO A	26 MARCINIAK M	28 GEBALA M	35 PATEREK P	0:35	0	0	
2 PRZYTULA D	4 JEDRASZCZYK P	17 WIDOMSKI A	23 MORYTO A	28 GEBALA M	44 CZAPLINSKI M	78 JANKOWSKI W	0:32	0	0	
1 WALACH M	2 PRZYTULA D	23 MORYTO A	28 GEBALA M	35 PATEREK P	44 CZAPLINSKI M	48 GEBALA T	0:32	0	0	
1 WALACH M	2 PRZYTULA D	3 DASZEK M	23 MORYTO A	26 MARCINIAK M	44 CZAPLINSKI M	48 GEBALA T	0:29	0	0	
1 WALACH M	3 DASZEK M	5 OLEJNICZAK M	28 GEBALA M	35 PATEREK P	44 CZAPLINSKI M	48 GEBALA T	0:29	1	0	
5 OLEJNICZAK M	12 PIETRASIK A	17 WIDOMSKI A	44 CZAPLINSKI M	48 GEBALA T	50 SKRZYNIARZ J	78 JANKOWSKI W	0:28	0	0	
1 WALACH M	5 OLEJNICZAK M	17 WIDOMSKI A	23 MORYTO A	28 GEBALA M	35 PATEREK P	78 JANKOWSKI W	0:28	0	0	
3 DASZEK M	5 OLEJNICZAK M	12 PIETRASIK A	28 GEBALA M	35 PATEREK P	44 CZAPLINSKI M	48 GEBALA T	0:28	0	0	
1 WALACH M	5 OLEJNICZAK M	17 WIDOMSKI A	28 GEBALA M	35 PATEREK P	44 CZAPLINSKI M	78 JANKOWSKI W	0:26	0	1	
4 JEDRASZCZYK P	5 OLEJNICZAK M	17 WIDOMSKI A	23 MORYTO A	48 GEBALA T	50 SKRZYNIARZ J	78 JANKOWSKI W	0:24	0	1	
2 PRZYTULA D	3 DASZEK M	17 WIDOMSKI A	23 MORYTO A	28 GEBALA M	44 CZAPLINSKI M	48 GEBALA T	0:24	1	0	
1 WALACH M	2 PRZYTULA D	3 DASZEK M	26 MARCINIAK M	28 GEBALA M	44 CZAPLINSKI M	78 JANKOWSKI W	0:23	0	1	
1 WALACH M	4 JEDRASZCZYK P	23 MORYTO A	28 GEBALA M	44 CZAPLINSKI M	48 GEBALA T	78 JANKOWSKI W	0:22	0	0	
1 WALACH M	2 PRZYTULA D	12 PIETRASIK A	23 MORYTO A	28 GEBALA M	44 CZAPLINSKI M	48 GEBALA T	0:21	0	1	
4 JEDRASZCZYK P	5 OLEJNICZAK M	12 PIETRASIK A	17 WIDOMSKI A	23 MORYTO A	44 CZAPLINSKI M	78 JANKOWSKI W	0:20	0	0	
1 WALACH M	3 DASZEK M	4 JEDRASZCZYK P	26 MARCINIAK M	28 GEBALA M	44 CZAPLINSKI M	78 JANKOWSKI W	0:20	0	0	
2 PRZYTULA D	3 DASZEK M	4 JEDRASZCZYK P	26 MARCINIAK M	28 GEBALA M	44 CZAPLINSKI M	78 JANKOWSKI W	0:19	1	1	
3 DASZEK M	12 PIETRASIK A	26 MARCINIAK M	28 GEBALA M	35 PATEREK P	44 CZAPLINSKI M	48 GEBALA T	0:19	0	0	
1 WALACH M	12 PIETRASIK A	23 MORYTO A	28 GEBALA M	35 PATEREK P	44 CZAPLINSKI M	48 GEBALA T	0:17	0	0	
1 WALACH M	12 PIETRASIK A	26 MARCINIAK M	28 GEBALA M	35 PATEREK P	44 CZAPLINSKI M	48 GEBALA T	0:17	0	0	
1 WALACH M	2 PRZYTULA D	17 WIDOMSKI A	23 MORYTO A	25 JAROSIEWICZ P	28 GEBALA M	48 GEBALA T	0:14	0	1	
1 WALACH M	3 DASZEK M	12 PIETRASIK A	28 GEBALA M	35 PATEREK P	44 CZAPLINSKI M	48 GEBALA T	0:14	0	0	

OFFICIAL PARTNERS



EHF PARTNERS



NATIONAL SUPPLIERS



Preliminary Round - Group F

Line-Up Analysis

Kristianstad

Attendance: 3.212

Match No: 31

HUN 29 - 21 POL

POL - Poland

Lineup efficiency								Time Played	GF	GA
4 JEDRASZCZYK P	5 OLEJNICZAK M	17 WIDOMSKI A	23 MORYTO A	25 JAROSIEWICZ P	50 SKRZYNIARZ J	78 JANKOWSKI W	0:13	0	0	
4 JEDRASZCZYK P	12 PIETRASIK A	17 WIDOMSKI A	23 MORYTO A	28 GEBALA M	44 CZAPLINSKI M	50 SKRZYNIARZ J	0:11	0	0	
5 OLEJNICZAK M	17 WIDOMSKI A	23 MORYTO A	28 GEBALA M	44 CZAPLINSKI M	50 SKRZYNIARZ J	78 JANKOWSKI W	0:09	1	0	
1 WALACH M	2 PRZYTULA D	3 DASZEK M	5 OLEJNICZAK M	25 JAROSIEWICZ P	26 MARCINIAK M	28 GEBALA M	0:08	0	0	
1 WALACH M	2 PRZYTULA D	4 JEDRASZCZYK P	23 MORYTO A	28 GEBALA M	44 CZAPLINSKI M	78 JANKOWSKI W	0:08	1	0	
1 WALACH M	2 PRZYTULA D	17 WIDOMSKI A	23 MORYTO A	28 GEBALA M	44 CZAPLINSKI M	48 GEBALA T	0:07	0	0	
2 PRZYTULA D	3 DASZEK M	5 OLEJNICZAK M	17 WIDOMSKI A	23 MORYTO A	28 GEBALA M	48 GEBALA T	0:07	0	0	
1 WALACH M	3 DASZEK M	4 JEDRASZCZYK P	25 JAROSIEWICZ P	26 MARCINIAK M	28 GEBALA M	78 JANKOWSKI W	0:06	0	0	
1 WALACH M	2 PRZYTULA D	3 DASZEK M	12 PIETRASIK A	23 MORYTO A	44 CZAPLINSKI M	48 GEBALA T	0:06	0	0	
4 JEDRASZCZYK P	5 OLEJNICZAK M	17 WIDOMSKI A	23 MORYTO A	28 GEBALA M	44 CZAPLINSKI M	78 JANKOWSKI W	0:05	0	0	
1 WALACH M	2 PRZYTULA D	3 DASZEK M	5 OLEJNICZAK M	26 MARCINIAK M	28 GEBALA M	78 JANKOWSKI W	0:04	0	0	
1 WALACH M	4 JEDRASZCZYK P	5 OLEJNICZAK M	17 WIDOMSKI A	23 MORYTO A	26 MARCINIAK M	28 GEBALA M	0:04	0	0	
4 JEDRASZCZYK P	5 OLEJNICZAK M	12 PIETRASIK A	17 WIDOMSKI A	48 GEBALA T	50 SKRZYNIARZ J	78 JANKOWSKI W	0:03	0	0	

Score development								Time Played	G Diff.
1 WALACH M	3 DASZEK M	5 OLEJNICZAK M	25 JAROSIEWICZ P	26 MARCINIAK M	28 GEBALA M	78 JANKOWSKI W	2:15	+2	
1 WALACH M	2 PRZYTULA D	4 JEDRASZCZYK P	23 MORYTO A	28 GEBALA M	44 CZAPLINSKI M	78 JANKOWSKI W	0:08	+1	
5 OLEJNICZAK M	17 WIDOMSKI A	23 MORYTO A	28 GEBALA M	44 CZAPLINSKI M	50 SKRZYNIARZ J	78 JANKOWSKI W	0:09	+1	
2 PRZYTULA D	3 DASZEK M	17 WIDOMSKI A	23 MORYTO A	28 GEBALA M	44 CZAPLINSKI M	48 GEBALA T	0:24	+1	
1 WALACH M	3 DASZEK M	5 OLEJNICZAK M	28 GEBALA M	35 PATEREK P	44 CZAPLINSKI M	48 GEBALA T	0:29	+1	
5 OLEJNICZAK M	17 WIDOMSKI A	23 MORYTO A	28 GEBALA M	35 PATEREK P	44 CZAPLINSKI M	78 JANKOWSKI W	0:46	+1	
1 WALACH M	5 OLEJNICZAK M	17 WIDOMSKI A	23 MORYTO A	28 GEBALA M	44 CZAPLINSKI M	48 GEBALA T	0:54	+1	
4 JEDRASZCZYK P	5 OLEJNICZAK M	17 WIDOMSKI A	23 MORYTO A	28 GEBALA M	50 SKRZYNIARZ J	78 JANKOWSKI W	1:17	+1	
3 DASZEK M	5 OLEJNICZAK M	12 PIETRASIK A	23 MORYTO A	28 GEBALA M	44 CZAPLINSKI M	48 GEBALA T	1:31	+1	
1 WALACH M	2 PRZYTULA D	23 MORYTO A	25 JAROSIEWICZ P	28 GEBALA M	44 CZAPLINSKI M	48 GEBALA T	1:48	+1	
4 JEDRASZCZYK P	5 OLEJNICZAK M	12 PIETRASIK A	17 WIDOMSKI A	48 GEBALA T	50 SKRZYNIARZ J	78 JANKOWSKI W	0:03	0	
1 WALACH M	2 PRZYTULA D	3 DASZEK M	5 OLEJNICZAK M	26 MARCINIAK M	28 GEBALA M	78 JANKOWSKI W	0:04	0	
1 WALACH M	4 JEDRASZCZYK P	5 OLEJNICZAK M	17 WIDOMSKI A	23 MORYTO A	26 MARCINIAK M	28 GEBALA M	0:04	0	
4 JEDRASZCZYK P	5 OLEJNICZAK M	17 WIDOMSKI A	23 MORYTO A	28 GEBALA M	44 CZAPLINSKI M	78 JANKOWSKI W	0:05	0	
1 WALACH M	3 DASZEK M	4 JEDRASZCZYK P	25 JAROSIEWICZ P	26 MARCINIAK M	28 GEBALA M	78 JANKOWSKI W	0:06	0	
1 WALACH M	2 PRZYTULA D	3 DASZEK M	12 PIETRASIK A	23 MORYTO A	44 CZAPLINSKI M	48 GEBALA T	0:06	0	
1 WALACH M	2 PRZYTULA D	17 WIDOMSKI A	23 MORYTO A	28 GEBALA M	44 CZAPLINSKI M	48 GEBALA T	0:07	0	
2 PRZYTULA D	3 DASZEK M	5 OLEJNICZAK M	17 WIDOMSKI A	23 MORYTO A	28 GEBALA M	48 GEBALA T	0:07	0	
1 WALACH M	2 PRZYTULA D	3 DASZEK M	5 OLEJNICZAK M	25 JAROSIEWICZ P	26 MARCINIAK M	28 GEBALA M	0:08	0	
4 JEDRASZCZYK P	12 PIETRASIK A	17 WIDOMSKI A	23 MORYTO A	28 GEBALA M	44 CZAPLINSKI M	50 SKRZYNIARZ J	0:11	0	
4 JEDRASZCZYK P	5 OLEJNICZAK M	17 WIDOMSKI A	23 MORYTO A	25 JAROSIEWICZ P	50 SKRZYNIARZ J	78 JANKOWSKI W	0:13	0	
1 WALACH M	3 DASZEK M	12 PIETRASIK A	28 GEBALA M	35 PATEREK P	44 CZAPLINSKI M	48 GEBALA T	0:14	0	
1 WALACH M	12 PIETRASIK A	23 MORYTO A	28 GEBALA M	35 PATEREK P	44 CZAPLINSKI M	48 GEBALA T	0:17	0	
1 WALACH M	12 PIETRASIK A	26 MARCINIAK M	28 GEBALA M	35 PATEREK P	44 CZAPLINSKI M	48 GEBALA T	0:17	0	
2 PRZYTULA D	3 DASZEK M	4 JEDRASZCZYK P	26 MARCINIAK M	28 GEBALA M	44 CZAPLINSKI M	78 JANKOWSKI W	0:19	0	
3 DASZEK M	12 PIETRASIK A	26 MARCINIAK M	28 GEBALA M	35 PATEREK P	44 CZAPLINSKI M	48 GEBALA T	0:19	0	
4 JEDRASZCZYK P	5 OLEJNICZAK M	12 PIETRASIK A	17 WIDOMSKI A	23 MORYTO A	44 CZAPLINSKI M	78 JANKOWSKI W	0:20	0	
1 WALACH M	3 DASZEK M	4 JEDRASZCZYK P	26 MARCINIAK M	28 GEBALA M	44 CZAPLINSKI M	78 JANKOWSKI W	0:20	0	
1 WALACH M	4 JEDRASZCZYK P	23 MORYTO A	28 GEBALA M	44 CZAPLINSKI M	48 GEBALA T	78 JANKOWSKI W	0:22	0	
5 OLEJNICZAK M	12 PIETRASIK A	17 WIDOMSKI A	44 CZAPLINSKI M	48 GEBALA T	50 SKRZYNIARZ J	78 JANKOWSKI W	0:28	0	
1 WALACH M	5 OLEJNICZAK M	17 WIDOMSKI A	23 MORYTO A	28 GEBALA M	35 PATEREK P	78 JANKOWSKI W	0:28	0	
3 DASZEK M	5 OLEJNICZAK M	12 PIETRASIK A	28 GEBALA M	35 PATEREK P	44 CZAPLINSKI M	48 GEBALA T	0:28	0	
1 WALACH M	2 PRZYTULA D	3 DASZEK M	23 MORYTO A	26 MARCINIAK M	44 CZAPLINSKI M	48 GEBALA T	0:29	0	
2 PRZYTULA D	4 JEDRASZCZYK P	17 WIDOMSKI A	23 MORYTO A	28 GEBALA M	44 CZAPLINSKI M	78 JANKOWSKI W	0:32	0	
1 WALACH M	2 PRZYTULA D	23 MORYTO A	28 GEBALA M	35 PATEREK P	44 CZAPLINSKI M	48 GEBALA T	0:32	0	
4 JEDRASZCZYK P	5 OLEJNICZAK M	17 WIDOMSKI A	23 MORYTO A	44 CZAPLINSKI M	50 SKRZYNIARZ J	78 JANKOWSKI W	0:35	0	
1 WALACH M	5 OLEJNICZAK M	17 WIDOMSKI A	23 MORYTO A	26 MARCINIAK M	28 GEBALA M	35 PATEREK P	0:35	0	
1 WALACH M	3 DASZEK M	5 OLEJNICZAK M	25 JAROSIEWICZ P	26 MARCINIAK M	28 GEBALA M	48 GEBALA T	0:36	0	

OFFICIAL PARTNERS



EHF PARTNERS



NATIONAL SUPPLIERS



Preliminary Round - Group F

Line-Up Analysis

Kristianstad

Attendance: 3.212

Match No: 31

HUN 29 - 21 POL

POL - Poland

Score development								Time Played	G Diff.
2 PRZYTULA D	3 DASZEK M	5 OLEJNICZAK M	25 JAROSIEWICZ P	26 MARCINIAK M	28 GEBALA M	78 JANKOWSKI W	0:37	0	
3 DASZEK M	5 OLEJNICZAK M	17 WIDOMSKI A	23 MORYTO A	28 GEBALA M	50 SKRZYNIARZ J	78 JANKOWSKI W	0:38	0	
4 JEDRASZCZYK P	12 PIETRASIK A	17 WIDOMSKI A	23 MORYTO A	28 GEBALA M	44 CZAPLINSKI M	78 JANKOWSKI W	0:51	0	
4 JEDRASZCZYK P	5 OLEJNICZAK M	17 WIDOMSKI A	23 MORYTO A	25 JAROSIEWICZ P	28 GEBALA M	78 JANKOWSKI W	0:52	0	
3 DASZEK M	5 OLEJNICZAK M	25 JAROSIEWICZ P	26 MARCINIAK M	28 GEBALA M	48 GEBALA T	50 SKRZYNIARZ J	0:52	0	
4 JEDRASZCZYK P	12 PIETRASIK A	17 WIDOMSKI A	23 MORYTO A	48 GEBALA T	50 SKRZYNIARZ J	78 JANKOWSKI W	1:02	0	
4 JEDRASZCZYK P	5 OLEJNICZAK M	17 WIDOMSKI A	23 MORYTO A	28 GEBALA M	48 GEBALA T	50 SKRZYNIARZ J	1:04	0	
5 OLEJNICZAK M	17 WIDOMSKI A	23 MORYTO A	28 GEBALA M	35 PATEREK P	44 CZAPLINSKI M	48 GEBALA T	1:43	0	
4 JEDRASZCZYK P	5 OLEJNICZAK M	12 PIETRASIK A	17 WIDOMSKI A	23 MORYTO A	50 SKRZYNIARZ J	78 JANKOWSKI W	1:52	0	
4 JEDRASZCZYK P	5 OLEJNICZAK M	17 WIDOMSKI A	23 MORYTO A	28 GEBALA M	44 CZAPLINSKI M	50 SKRZYNIARZ J	2:41	0	
1 WALACH M	5 OLEJNICZAK M	12 PIETRASIK A	23 MORYTO A	28 GEBALA M	44 CZAPLINSKI M	48 GEBALA T	3:32	0	
1 WALACH M	5 OLEJNICZAK M	26 MARCINIAK M	28 GEBALA M	35 PATEREK P	44 CZAPLINSKI M	48 GEBALA T	4:41	0	
1 WALACH M	2 PRZYTULA D	17 WIDOMSKI A	23 MORYTO A	25 JAROSIEWICZ P	28 GEBALA M	48 GEBALA T	0:14	-1	
1 WALACH M	2 PRZYTULA D	12 PIETRASIK A	23 MORYTO A	28 GEBALA M	44 CZAPLINSKI M	48 GEBALA T	0:21	-1	
1 WALACH M	2 PRZYTULA D	3 DASZEK M	26 MARCINIAK M	28 GEBALA M	44 CZAPLINSKI M	78 JANKOWSKI W	0:23	-1	
4 JEDRASZCZYK P	5 OLEJNICZAK M	17 WIDOMSKI A	23 MORYTO A	48 GEBALA T	50 SKRZYNIARZ J	78 JANKOWSKI W	0:24	-1	
1 WALACH M	5 OLEJNICZAK M	17 WIDOMSKI A	28 GEBALA M	35 PATEREK P	44 CZAPLINSKI M	78 JANKOWSKI W	0:26	-1	
1 WALACH M	5 OLEJNICZAK M	23 MORYTO A	28 GEBALA M	35 PATEREK P	44 CZAPLINSKI M	48 GEBALA T	0:37	-1	
4 JEDRASZCZYK P	17 WIDOMSKI A	23 MORYTO A	28 GEBALA M	48 GEBALA T	50 SKRZYNIARZ J	78 JANKOWSKI W	0:44	-1	
1 WALACH M	4 JEDRASZCZYK P	17 WIDOMSKI A	23 MORYTO A	28 GEBALA M	44 CZAPLINSKI M	48 GEBALA T	0:49	-1	
2 PRZYTULA D	3 DASZEK M	17 WIDOMSKI A	23 MORYTO A	25 JAROSIEWICZ P	28 GEBALA M	48 GEBALA T	1:05	-1	
3 DASZEK M	12 PIETRASIK A	23 MORYTO A	28 GEBALA M	35 PATEREK P	44 CZAPLINSKI M	48 GEBALA T	1:11	-1	
12 PIETRASIK A	17 WIDOMSKI A	23 MORYTO A	44 CZAPLINSKI M	48 GEBALA T	50 SKRZYNIARZ J	78 JANKOWSKI W	1:16	-1	
1 WALACH M	3 DASZEK M	5 OLEJNICZAK M	26 MARCINIAK M	28 GEBALA M	35 PATEREK P	44 CZAPLINSKI M	1:28	-1	
1 WALACH M	2 PRZYTULA D	4 JEDRASZCZYK P	17 WIDOMSKI A	23 MORYTO A	28 GEBALA M	44 CZAPLINSKI M	1:56	-1	
4 JEDRASZCZYK P	12 PIETRASIK A	17 WIDOMSKI A	23 MORYTO A	44 CZAPLINSKI M	50 SKRZYNIARZ J	78 JANKOWSKI W	2:34	-1	
4 JEDRASZCZYK P	17 WIDOMSKI A	23 MORYTO A	28 GEBALA M	44 CZAPLINSKI M	50 SKRZYNIARZ J	78 JANKOWSKI W	3:48	-1	
1 WALACH M	3 DASZEK M	5 OLEJNICZAK M	12 PIETRASIK A	28 GEBALA M	44 CZAPLINSKI M	48 GEBALA T	1:00	-2	
4 JEDRASZCZYK P	17 WIDOMSKI A	23 MORYTO A	28 GEBALA M	44 CZAPLINSKI M	48 GEBALA T	50 SKRZYNIARZ J	3:13	-2	

Empty Goal								Time Played	GF	GA
5 OLEJNICZAK M	17 WIDOMSKI A	23 MORYTO A	28 GEBALA M	35 PATEREK P	44 CZAPLINSKI M	48 GEBALA T	1:43	0	0	
3 DASZEK M	5 OLEJNICZAK M	12 PIETRASIK A	23 MORYTO A	28 GEBALA M	44 CZAPLINSKI M	48 GEBALA T	1:31	1	0	
3 DASZEK M	12 PIETRASIK A	23 MORYTO A	28 GEBALA M	35 PATEREK P	44 CZAPLINSKI M	48 GEBALA T	1:11	0	1	
2 PRZYTULA D	3 DASZEK M	17 WIDOMSKI A	23 MORYTO A	25 JAROSIEWICZ P	28 GEBALA M	48 GEBALA T	1:05	0	1	
4 JEDRASZCZYK P	5 OLEJNICZAK M	17 WIDOMSKI A	23 MORYTO A	25 JAROSIEWICZ P	28 GEBALA M	78 JANKOWSKI W	0:52	0	0	
4 JEDRASZCZYK P	12 PIETRASIK A	17 WIDOMSKI A	23 MORYTO A	28 GEBALA M	44 CZAPLINSKI M	78 JANKOWSKI W	0:51	0	0	
5 OLEJNICZAK M	17 WIDOMSKI A	23 MORYTO A	28 GEBALA M	35 PATEREK P	44 CZAPLINSKI M	78 JANKOWSKI W	0:46	1	0	
2 PRZYTULA D	3 DASZEK M	5 OLEJNICZAK M	25 JAROSIEWICZ P	26 MARCINIAK M	28 GEBALA M	78 JANKOWSKI W	0:37	0	0	
2 PRZYTULA D	4 JEDRASZCZYK P	17 WIDOMSKI A	23 MORYTO A	28 GEBALA M	44 CZAPLINSKI M	78 JANKOWSKI W	0:32	0	0	
3 DASZEK M	5 OLEJNICZAK M	12 PIETRASIK A	28 GEBALA M	35 PATEREK P	44 CZAPLINSKI M	48 GEBALA T	0:28	0	0	
2 PRZYTULA D	3 DASZEK M	17 WIDOMSKI A	23 MORYTO A	28 GEBALA M	44 CZAPLINSKI M	48 GEBALA T	0:24	1	0	
4 JEDRASZCZYK P	5 OLEJNICZAK M	12 PIETRASIK A	17 WIDOMSKI A	23 MORYTO A	44 CZAPLINSKI M	78 JANKOWSKI W	0:20	0	0	
2 PRZYTULA D	3 DASZEK M	4 JEDRASZCZYK P	26 MARCINIAK M	28 GEBALA M	44 CZAPLINSKI M	78 JANKOWSKI W	0:19	1	1	
3 DASZEK M	12 PIETRASIK A	26 MARCINIAK M	28 GEBALA M	35 PATEREK P	44 CZAPLINSKI M	48 GEBALA T	0:19	0	0	
2 PRZYTULA D	3 DASZEK M	5 OLEJNICZAK M	17 WIDOMSKI A	23 MORYTO A	28 GEBALA M	48 GEBALA T	0:07	0	0	
4 JEDRASZCZYK P	5 OLEJNICZAK M	17 WIDOMSKI A	23 MORYTO A	28 GEBALA M	44 CZAPLINSKI M	78 JANKOWSKI W	0:05	0	0	

Legend:
G Diff. Goals Difference

OFFICIAL PARTNERS



EHF PARTNERS



NATIONAL SUPPLIERS

