

Start List

Match No: 40

FRA - POR

Referees: KONJICANIN Dino (BIH) / KONJICANIN Amar (BIH)
Reserve: PAVICEVIC Ivan (MNE) / RAZNATOVIC Milos (MNE)
EHF Observer: REISINGER Gerhard (AUT)

EHF Supervisor: TRESPIDI Marco (ITA)
Timekeeper: LEMMING Birgitte (DEN)
Scorekeeper: RASMUSSEN Inge Holst (DEN)

FRA - France

No.	Name	Pos.	Height m	Int. Matches		Competition Statistics								
				MP	G	MP	G	7mG	YC	2Min	RC	S	7mS	
16	BOLZINGER Charles	GK	1.98	32	1	4							25	2
92	DESBONNET Remi	GK	1.82	72	8	4	2						19	
2	LENNE Yanis	RW	1.87	70	141	4	10			3				
4	MINNE Aymeric	CB	1.86	53	172	4	13							
6	BOS Julien	RB	1.88	27	38	4	3							
8	PRANDI Elohim	LB	1.93	68	191	4	15							
9	RICHARDSON Melvyn	RB	1.90	119	311	4	15	11						
10	MEM Dika	RB	1.94	145	543	4	15							
11	TOURNAT Nicolas	P	2.00	124	295	4	14							
23	FABREGAS Ludovic	P	1.98	170	424	4	8							
25	DESCAT Hugo	LW	1.83	75	331	2	11	6						
29	KOUNKOU Benoit	RW	1.90	71	106	4	8							
31	NAHI Dylan	LW	1.98	85	238	4	20							
34	KONAN Karl	P	2.00	63	8	4				3				
37	ZAEPFEL Aymeric	LB	1.89	5	11	2	9							
39	BRIET Thibaud	LB	2.05	50	110	4	10							
(NN)	KIEFFER Valentin	GK	1.90	2	0									
(NN)	PELEKA Wallem-Konrad	P	1.96	8	2	4	2							
Headcoach		GILLE Guillaume		Bench/Team										

FRA Played		
PR	CZE	42- 28
PR	UKR	46- 26
PR	NOR	38- 34
MR	DEN	29- 32
MR	POR	24 JAN
MR	ESP	26 JAN
MR	GER	28 JAN

POR - Portugal

No.	Name	Pos.	Height m	Int. Matches		Competition Statistics								
				MP	G	MP	G	7mG	YC	2Min	RC	S	7mS	
41	CAPDEVILLE Gustavo	GK	1.90	78	0	4							30	2
96	TONICHER Pedro	GK	1.90	4	0	2							4	
8	ITURIZZA Victor	P	1.93	65	222	3	8			5	1			
9	MONTEIRO Filipe	CB	1.81	7	5	2								
13	SALVADOR Salvador	LB	1.98	49	112	4	10		1	2				
14	SILVA Rui	CB	1.86	157	280	4	4							
20	NEVES Miguel	LB	2.03	11	21	4	5		1	2	1			
21	FERNANDES Leonel	LW	1.91	72	124	4	3							
23	BRANQUINHO Diogo	LW	1.85	116	236	4	3							
25	AREIA António	RW	1.90	119	358	4	14	2						
26	COSTA Francisco	RB	1.90	48	214	4	39	13						
66	GOMES João	RB	1.78	24	49	4	1							
79	COSTA Martim	CB	1.88	46	201	4	24							
82	FRADE Luis	P	1.94	94	219	4	15			2				
86	BRANDÃO Ricardo	P	1.95	29	32	4	3							
95	CAVALCANTI Gabriel	CB	1.97	13	16	4				1				
(NN)	FERREIRA José	RW	1.83	8	6	3	1							
(NN)	VALERIO Diogo	GK	1.94	16	0	2								
Headcoach		PEREIRA Paulo		Bench/Team		1								

POR Played		
PR	ROU	40- 34
PR	MKD	29- 29
PR	DEN	31- 29
MR	GER	30- 32
MR	FRA	24 JAN
MR	NOR	26 JAN
MR	ESP	28 JAN

Notes:

Players below the bold line are not playing in this match.

Legend:

(NN) Not nominated	2Min 2-Minute Suspensions	7mG 7-metre Goals	7mS 7-metre Saves
CB Centre Back	G Goals	GK Goalkeeper	LB Left Back
LW Left Wing	MP Matches Played	MR Main Round	P Line Player
Pos Position	PR Preliminary Round	RB Right Back	S Saves
RC Red Cards (Direct and after 3rd 2-Minute Suspension)	RW Right Wing		
YC Yellow Cards			

OFFICIAL PARTNERS



EHF PARTNERS



NATIONAL SUPPLIERS



SAT 24 JAN 2026
Start Time: 15:30

Main Round Group I

Results

Match No: 40

FRA 46 - 38 POR
(28 - 15) (18 - 23)

Herning

Attendance: 11.807

Referees: KONJICANIN Dino (BIH) / KONJICANIN Amar (BIH)

France

Coach: GILLE Guillaume

No.	Name	Total		Goals / Shots							Punishments			TP			
		G/S	%	7m	6m	Wing	BT	FB	FTO	9m	EG	YC	RC		2M		
2	LENNE Yanis	2/3	67		1/1	1/2											36:26
4	MINNE Aymeric	3/4	75		1/1			2/2		0/1							16:18
6	BOS Julien	1/2	50							1/2							9:47
8	PRANDI Elohim	4/6	67		1/1					3/4	0/1					1	33:44
9	RICHARDSON Melvyn	5/8	63	1/1					0/1	4/6							24:25
10	MEM Dika	8/8	100		1/1		1/1	1/1		5/5							36:16
11	TOURNAT Nicolas	4/4	100		4/4												12:09
16	BOLZINGER Charles	0/1	0										0/1				49:46
23	FABREGAS Ludovic	6/7	86			5/6				1/1							38:03
25	DESCAT Hugo	4/4	100	2/2			1/1		1/1								26:15
29	KOUNKOUD Benoit	1/1	100									1/1				1	22:04
31	NAHI Dylan	2/3	67		1/1	1/2											33:21
34	KONAN Karl	2/2	100										2/2				33:44
37	ZAEPFEL Aymeric																
39	BRIET Thibaud	4/5	80					1/1		3/4							36:16
92	DESBONNET Remi	0/1	0											0/1			7:26
Totals		46/59	78	3/3	14/15	3/5	4/4	3/4		16/22				3/6		2	60:00

No.	Name	Total		Saves / Shots						
		S/S	%	7m	6m	Wing	BT	FB	FTO	9m
16	BOLZINGER Charles	9/41	22	2/5	1/12	2/6	1/4	0/4	0/1	3/9
92	DESBONNET Remi	1/6	17		0/3	0/1				1/2
EG		1								
Totals		10/48	21	2/5	1/15	2/7	1/4	0/4	0/1	4/11

Portugal

Coach: PEREIRA Paulo

Time outs: 2

No.	Name	Total		Goals / Shots							Punishments			TP			
		G/S	%	7m	6m	Wing	BT	FB	FTO	9m	EG	YC	RC		2M		
8	ITURIZZA Victor	5/5	100		5/5												37:08
9	MONTEIRO Filipe																
13	SALVADOR Salvador	5/6	83					2/2	1/1		2/3					1	49:31
14	SILVA Rui	1/3	33						0/1		1/2						25:42
20	NEVES Miguel	4/6	67		2/3						2/3						39:59
21	FERNANDES Leonel																3:28
23	BRANQUINHO Diogo	5/6	83				4/5		1/1								43:40
25	AREIA António	3/6	50	2/3	0/1	1/2											55:10
26	COSTA Francisco	4/6	67	1/2						1/1	2/3						21:15
41	CAPDEVILLE Gustavo																30:03
66	GOMES Joao	0/1	0			0/1											15:11
79	COSTA Martim	1/4	25						1/1		0/3						11:09
82	FRADE Luis	5/6	83		3/4				1/1			1/1					49:56
86	BRANDAO Ricardo	5/5	100		4/4				1/1							1	17:17
95	CAVALCANTI Gabriel																
96	TONICHER Pedro																16:31
Totals		38/54	70	3/5	14/17	5/8	3/4	4/4	1/1	7/14	1/1				2		60:00

No.	Name	Total		Saves / Shots						
		S/S	%	7m	6m	Wing	BT	FB	FTO	9m
41	CAPDEVILLE Gustavo	5/32	16	0/2	1/12	2/4	0/2	0/2	2/10	
96	TONICHER Pedro	1/17	6	0/1	0/3	0/1	0/2	1/2	0/8	
EG		3								
Totals		6/52	12	0/3	1/15	2/5	0/4	1/4		2/18

Attacks

Team:	All		Player Majority		Player Minority		Position Attacks		FB		Ind. FB		Team FB		Att. Dur. (min)	Turnover		
	G/Att.	%	G/Att.	%	G/Att.	%	G/Att.	%	G/Att.	%	G/Att.	%	G/Att.	%		All	%	TOFB
FRA	46/65	71	4/4	100	3/3	100	40/55	73	3/4	75	1/1	100	2/3	67	0:26	9	14	0
POR	38/65	58	3/4	75	2/3	67	32/59	54	4/4	100	1/1	100	3/3	100	0:28	14	22	0

RUNNING SCORE

FRA - POR	
1st Half	
MEM D	1 (1) 0
DESCAT H	2 (2) 0
2 (3) 1 ITURIZZA V	
LENNE Y	3 (3) 1
MEM D	4 (4) 1
FABREGAS L	5 (5) 1
5 (6) 2 COSTA M	
FABREGAS L	6 (6) 2
6 (7) 3 SALVADOR S	
MEM D	7 (7) 3
7 (7) 4 SALVADOR S	
PRANDI E	8 (8) 4
FABREGAS L	9 (8) 4
MEM D 10 (10) 4	
10 (10) 5 COSTA F	
LENNE Y	11 (11) 5
MINNE A	12 (12) 5
12 (13) 6 AREIA A	
BRIET T	13 (14) 6
13 (14) 7 FRADE L	
DESCAT H	14 (14) 7
14 (15) 8 FRADE L	
DESCAT H	15 (15) 8
TOURNAT N	16 (16) 8
MEM D 17 (17) 8	
PRANDI E	18 (18) 8
18 (19) 9 SALVADOR S	
MEM D	19 (19) 9
TOURNAT N	20 (20) 9
20 (21) 10 BRANQUINHO D	
BRIET T	21 (21) 10
21 (21) 11 AREIA A	
PRANDI E	22 (22) 11
BRIET T	23 (23) 11
23 (23) 12 SILVA R	
RICHARDSON M	24 (25) 12
KOUNKOUD B	25 (25) 12
25 (26) 13 ITURIZZA V	
TOURNAT N	26 (27) 13
RICHARDSON M	27 (28) 13
27 (28) 14 ITURIZZA V	
BRIET T	28 (29) 14
28 (29) 15 ITURIZZA V	
2nd Half	
28 (32) 16 BRANQUINHO D	
28 (33) 17 NEVES M	
FABREGAS L	29 (33) 17
29 (34) 18 AREIA A	
MEM D	30 (35) 18
30 (35) 19 NEVES M	
FABREGAS L	31 (36) 19
KONAN K	32 (36) 19
NAHI D	33 (37) 19
33 (37) 20 BRANDAO R	
33 (38) 21 FRADE L	
33 (38) 22 BRANDAO R	
MINNE A	34 (39) 22
34 (40) 23 BRANQUINHO D	
FABREGAS L	35 (40) 23
35 (40) 24 FRADE L	
MINNE A	36 (40) 24
KONAN K	37 (41) 24
37 (42) 25 NEVES M	
37 (42) 26 SALVADOR S	
DESCAT H	38 (43) 26
38 (44) 27 COSTA F	
PRANDI E	39 (44) 27
39 (45) 28 ITURIZZA V	
39 (45) 29 BRANQUINHO D	
RICHARDSON M	40 (46) 29
MEM D	41 (48) 29
41 (50) 30 COSTA F	
41 (51) 31 SALVADOR S	
RICHARDSON M	42 (52) 31
42 (52) 32 COSTA F	
TOURNAT N	43 (52) 32
43 (53) 33 BRANDAO R	
NAHI D	44 (55) 33
44 (56) 34 BRANDAO R	
44 (58) 35 FRADE L	
BOS J	45 (58) 35
45 (59) 36 BRANQUINHO D	

OFFICIAL PARTNERS



EHF PARTNERS



NATIONAL SUPPLIERS





MEN'S EUROPEAN HANDBALL CHAMPIONSHIP
EHF EURO 2026



MEN'S EHF EURO 2026
DENMARK · SWEDEN · NORWAY

SAT 24 JAN 2026
Start Time: 15:30

Main Round Group I

Results

Match No: 40

Herning

Attendance: 11.807
RICHARDSON M 46 (59) 36
46 (59) 37 BRANDAO R
46 (60) 38 NEVES M

Legend:			
%	Efficiency	2M	2-Minute Suspensions
Att. Dur.	Average Attack Duration	BT	Breakthroughs
G/Att.	Goals/Attacks	G/S	Goals/Shots
RC	Red Cards (Direct and after Third 2-Minute Suspension)	No.	Uniform Number
TOFB	Turnover during Fast Breaks	S/S	Saves/Shots
		TP	Time Played
		7m	7-metre Penalty Shots
		FB	Fast Breaks
		9m	9-metre Shots
		FTO	Fast Throw off
		Wing	Wing Shots



Report Created SAT 24 JAN 2026 16:56

Page 2 of 2

OFFICIAL PARTNERS



EHF PARTNERS



NATIONAL SUPPLIERS



Match Team Statistics

Match No: 40

FRA 46 - 38 POR

(28 - 15) (18 - 23)

Referees: KONJICANIN Dino (BIH) / KONJICANIN Amar (BIH)

FRA - France Coach: GILLE Guillaume

No.	Name	Total		All Goals / Shots							Punishments				Offence			Defence			TP		
		G/S	%	7m	7m%	6m	Wing	BT	FB	FTO	9m	EG	YC	RC	2M	2+2	AS	R7	TO/TF	ST		BS	P7
2	LENNE Yanis	2/3	67			1/1	1/2																36:26
4	MINNE Aymeric	3/4	75			1/1		2/2		0/1						6	1						16:18
6	BOS Julien	1/2	50							1/2													9:47
8	PRANDI Elohim	4/6	67			1/1				3/4	0/1			1		4		1 / 1		1	1		33:44
9	RICHARDSON Melvyn	5/8	63	1/1	100					4/6					1				1				24:25
10	MEM Dika	8/8	100			1/1		1/1	1/1	5/5					3		1				1		36:16
11	TOURNAT Nicolas	4/4	100			4/4												1					12:09
16	BOLZINGER Charles	0/1	0								0/1												49:46
23	FABREGAS Ludovic	6/7	86			5/6			1/1						3	1	1		2		1		38:03
25	DESCAT Hugo	4/4	100	2/2	100		1/1		1/1						1								26:15
29	KOUNKOUD Benoît	1/1	100								1/1			1								1	22:04
31	NAHI Dylan	2/3	67			1/1	1/2								1	1	1		1				33:21
34	KONAN Karl	2/2	100								2/2									2	1		33:44
37	ZAEPFEL Aymeric																						
39	BRIET Thibaud	4/5	80						1/1	3/4					5		3		5				36:16
92	DESBONNET Remi	0/1	0								0/1												7:26
Totals		46/59	78	3/3	100	14/15	3/5	4/4	3/4	16/22	3/6			2		24	3	8 / 1	9	3	5		

No.	Name	Total		All Saves / Shots										
		S/S	%	7m	7m%	Near Shots			FB	FTO	9m	9m%		
				All	All%	6m	Wing	BT						
16	BOLZINGER Charles	9/41	22	2/5	40	4/22	18	1/12	2/6	1/4	0/4	0/1	3/9	33
92	DESBONNET Remi	1/6	17			0/4	0	0/3	0/1				1/2	50
EG		1												
Totals		10/48	21	2/5	40	4/26	15	1/15	2/7	1/4	0/4	0/1	4/11	36

Attacks

Team	All		Player Majority		Player Minority		Position Attacks		FB		Ind. FB		Team FB		Att. Dur. (min)	Turnover		
	G/Att.	%	G/Att.	%	G/Att.	%	G/Att.	%	G/Att.	%	G/Att.	%	G/Att.	%		All	%	TOFB
FRA	46/65	71	4/4	100	3/3	100	40/55	73	3/4	75	1/1	100	2/3	67	0:26	9	14	0

Team Shots

	Goals	Saves	Missed	Post	Blocked	Total	G/S %	Prop %
6m Shots	14	1				15	93	25
Wing Shots	3	2				5	60	8
L R	2 1	1 1				3 2	67 50	5 3
9m Shots	16	2	2		2	22	73	37
L C R	3 11 2	2	1 1		1 1	4 14 4	75 79 50	7 24 7
7m Penalty Throws	3					3	100	5
Fast Breaks	3	1				4	75	7
Breakthroughs	4					4	100	7
Fast Throw Offs								0
Empty Goals	3		1	2		6	50	10
Totals	46	6	3	2	2	59	78	100

Legend:			
%	Efficiency	2M	2-Minute Suspensions
9m	9-metre Shots	AS	Assists
C	Center	EG	Empty Goal
G/S	Goals/Shots	Ind.	Individual
R7	Received 7-metre Fouls	R	Right
ST	Steals	TO/TF	Turnover/Technical Fouls
Wing	Wing Shots	YC	Yellow Cards
		2+2	2+2 Minute Suspensions
		Att. Dur.	Average Attack Duration
		FB	Fast Breaks
		L	Left
		RC	Red Cards (Direct and after 3rd 2-Minute Suspension)
		6m	6-metre Shots
		BS	Blocked Shots
		FTO	Fast Throw off
		P7	Penalty 7-metre Fouls
		G/Att.	Goals/Attacks
		Prop %	Proportion of Shots
		S/S	Saves/Shots
		TP	Time Played

OFFICIAL PARTNERS



EHF PARTNERS



NATIONAL SUPPLIERS



Main Round Group I

Match Team Statistics

Herning

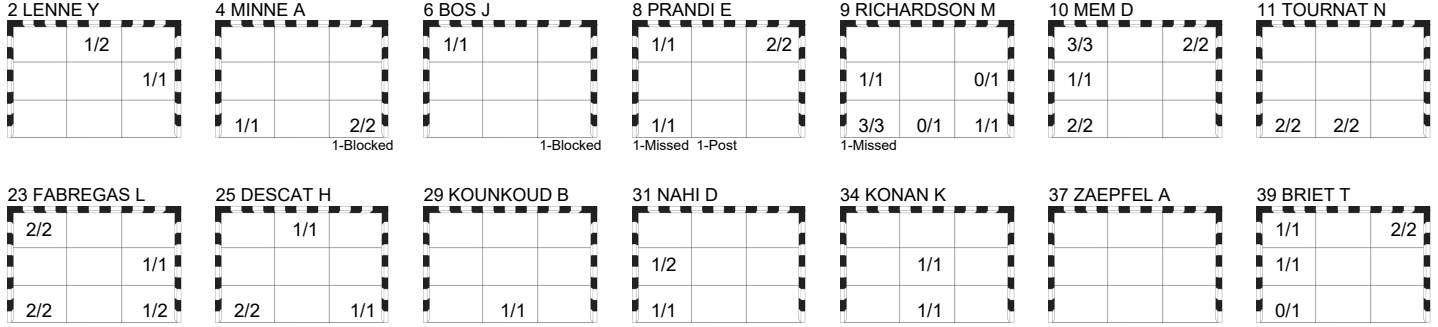
Match No: 40

FRA 46 - 38 POR
(28 - 15) (18 - 23)

Referees: KONJICANIN Dino (BIH) / KONJICANIN Amar (BIH)

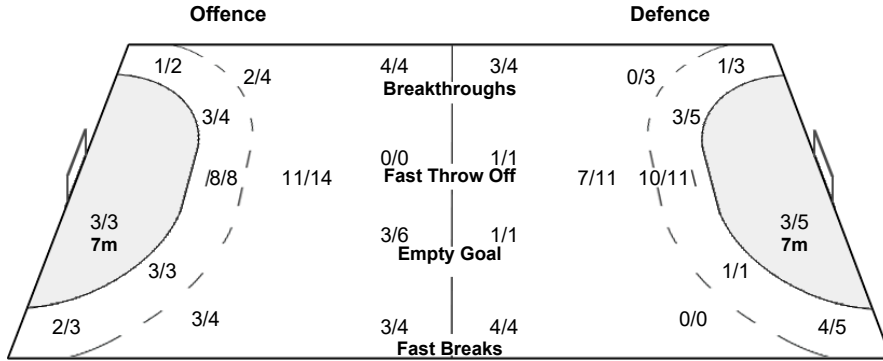
FRA - France

Overview of Shot Distribution



Team
Goals / Shots

8/8	2/3	6/6
4/5	1/1	2/3
14/15	4/5	5/6
3-Missed	2-Post	2-Blocked

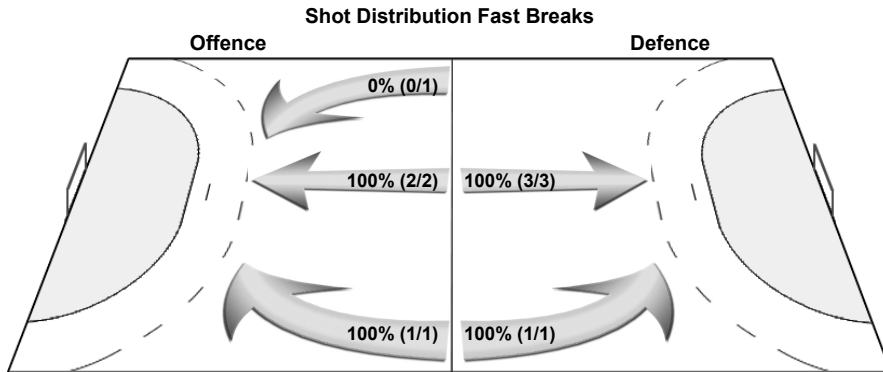


Goalkeepers
Saves / Shots

2/6	0/2	1/8
2/4		2/3
0/6	0/5	3/14

16 BOLZINGER C

2/5	0/2	0/5
2/3		2/3
0/5	0/4	3/14



92 DESBONNET R

0/1		1/3
0/1		
0/1		

OFFICIAL PARTNERS



EHF PARTNERS



NATIONAL SUPPLIERS



Main Round Group I

Match Team Statistics

Herning

Match No: 40

FRA 46 - 38 POR

(28 - 15) (18 - 23)

Referees: KONJICANIN Dino (BIH) / KONJICANIN Amar (BIH)

POR - Portugal

Coach: PEREIRA Paulo

Time outs: 2

No.	Name	Total		All Goals / Shots							Punishments				Offence			Defence			TP		
		G/S	%	7m	7m%	6m	Wing	BT	FB	FTO	9m	EG	YC	RC	2M	2+2	AS	R7	TO/TF	ST		BS	P7
8	ITURIZZA Victor	5/5	100			5/5												1					37:08
9	MONTEIRO Filipe																						
13	SALVADOR Salvador	5/6	83					2/2	1/1		2/3				1		6	2	5	1	1	1	49:31
14	SILVA Rui	1/3	33					0/1			1/2						4		3 / 1				25:42
20	NEVES Miguel	4/6	67			2/3					2/3						5				1	1	39:59
21	FERNANDES Leonel																						3:28
23	BRANQUINHO Diogo	5/6	83				4/5		1/1														43:40
25	AREIA António	3/6	50	2/3	67	0/1	1/2										1				1		55:10
26	COSTA Francisco	4/6	67	1/2	50					1/1	2/3						3	1	/ 1				21:15
41	CAPDEVILLE Gustavo																1						30:03
66	GOMES Joao	0/1	0				0/1										2	1	2				15:11
79	COSTA Martim	1/4	25					1/1			0/3						1	1	1				11:09
82	FRADE Luís	5/6	83			3/4			1/1			1/1					1				1		49:56
86	BRANDAO Ricardo	5/5	100			4/4			1/1						1								17:17
95	CAVALCANTI Gabriel																						
96	TONICHER Pedro																						
Totals		38/54	70	3/5	60	14/17	5/8	3/4	4/4	1/1	7/14	1/1			2		24	5	12 / 2	3	2	3	

No.	Name	Total		All Saves / Shots									
		S/S	%	7m	7m%	Near Shots			FB	FTO	9m	9m%	
				All	All%	6m	Wing	BT					
41	CAPDEVILLE Gustavo	5/32	16	0/2	0	3/18	17	1/12	2/4	0/2	0/2	2/10	20
96	TONICHER Pedro	1/17	6	0/1	0	0/6	0	0/3	0/1	0/2	1/2	0/8	0
EG		3											
Totals		6/52	12	0/3	0	3/24	13	1/15	2/5	0/4	1/4	2/18	11

Attacks

Team	All		Player Majority		Player Minority		Position Attacks		FB		Ind. FB		Team FB		Att. Dur. (min)	Turnover		
	G/Att.	%	G/Att.	%	G/Att.	%	G/Att.	%	G/Att.	%	G/Att.	%	G/Att.	%		All	%	TOFB
POR	38/65	58	3/4	75	2/3	67	32/59	54	4/4	100	1/1	100	3/3	100	0:28	14	22	0

Team Shots

	Goals	Saves	Missed	Post	Blocked	Total	G/S %	Prop %
6m Shots	14	1		2		17	82	31
Wing Shots	5	2		1		8	63	15
L R	4 1	1 1		1		5 3	80 33	9 6
9m Shots	7	4			3	14	50	26
L C R	7	2 2			2 1	11 3	64 0	0 20 6
7m Penalty Throws	3	2				5	60	9
Fast Breaks	4					4	100	7
Breakthroughs	3	1				4	75	7
Fast Throw Offs	1					1	100	2
Empty Goals	1					1	100	2
Totals	38	10		3	3	54	70	100

Legend:			
%	Efficiency	2M	2-Minute Suspensions
9m	9-metre Shots	2+2	2+2 Minute Suspensions
C	Center	Att. Dur.	Average Attack Duration
G/S	Goals/Shots	AS	Assists
R7	Received 7-metre Fouls	EG	Empty Goal
ST	Steals	FB	Fast Breaks
Wing	Wing Shots	FTO	Fast Throw off
		Ind.	Individual
		L	Left
		P7	Penalty 7-metre Fouls
		R	Right
		RC	Red Cards (Direct and after 3rd 2-Minute Suspension)
		TO/TF	Turnover/Technical Faults
		YC	Yellow Cards
		BS	Blocked Shots
		BT	Breakthroughs
		G/Att.	Goals/Attacks
		Prop %	Proportion of Shots
		S/S	Saves/Shots
		TP	Time Played
		TOFB	Turnover during Fast Breaks

OFFICIAL PARTNERS



EHF PARTNERS



NATIONAL SUPPLIERS



Main Round Group I

Match Team Statistics

Herning

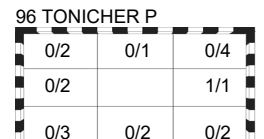

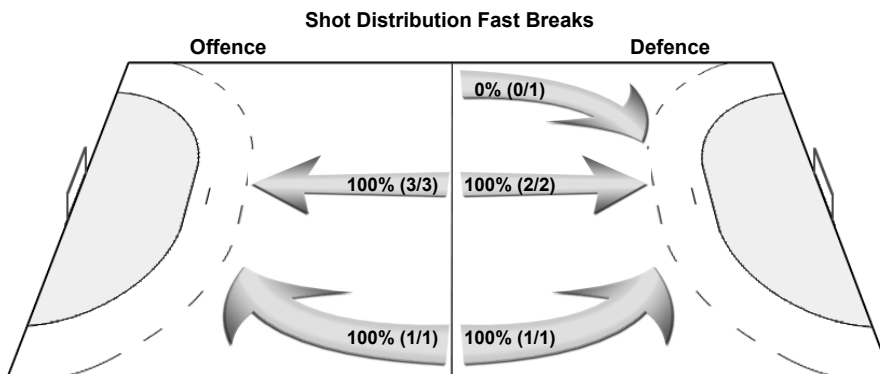
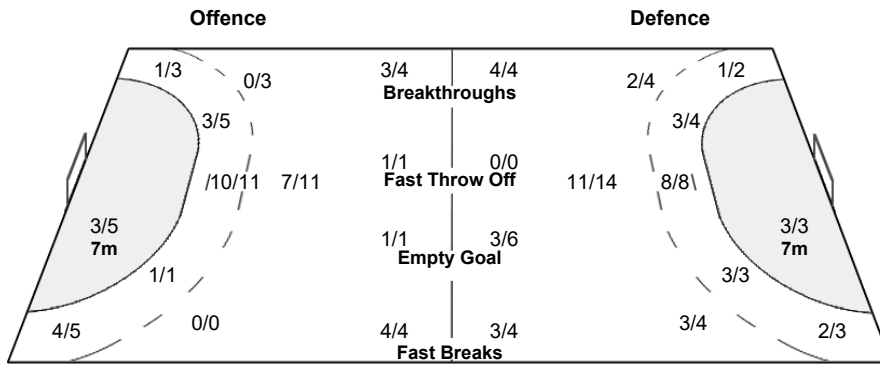
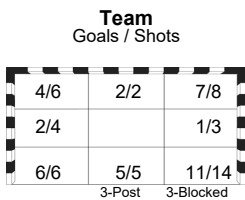
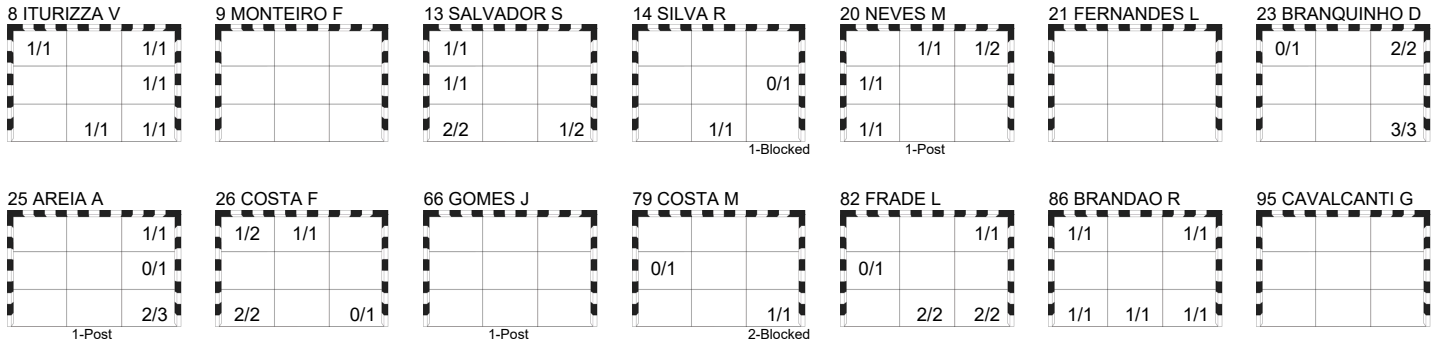
Match No: 40

FRA 46 - 38 POR
(28 - 15) (18 - 23)

Referees: KONJICANIN Dino (BIH) / KONJICANIN Amar (BIH)

POR - Portugal

Overview of Shot Distribution



OFFICIAL PARTNERS



EHF PARTNERS



NATIONAL SUPPLIERS



Play by Play

Match No: 40

FRA 46 - 38 POR

(28 - 15) (18 - 23)

Referees: KONJICANIN Dino (BIH) / KONJICANIN Amar (BIH)

FRA	2 LENNE Yanis	4 MINNE Aymeric	6 BOS Julien	A DELATTRE Johann
	8 PRANDI Elohim	9 RICHARDSON Melvyn	10 MEM Dika	B GILLE Guillaume
	11 TOURNAT Nicolas	16 BOLZINGER Charles	23 FABREGAS Ludovic	C BIDET Emmanuel
	25 DESCAT Hugo	29 KOUNKOUD Benoît	31 NAHI Dylan	D MABIRE Jean-Christophe
	34 KONAN Karl	37 ZAEPFEL Aymeric	39 BRIET Thibaud	G KIEFFER Jean-Luc
	92 DESBONNET Remi			
POR	8 ITURIZZA Victor	9 MONTEIRO Filipe	13 SALVADOR Salvador	A FIDALGO Jorge
	14 SILVA Rui	20 NEVES Miguel	21 FERNANDES Leonel	B PEREIRA Paulo
	23 BRANQUINHO Diogo	25 AREIA António	26 COSTA Francisco	C FERREIRA Telmo
	41 CAPDEVILLE Gustavo	66 GOMES Joao	79 COSTA Martim	D CATARINO Paulo
	82 FRADE Luis	86 BRANDAO Ricardo	95 CAVALCANTI Gabriel	E FONSECA Miguel
	96 TONICHER Pedro			

1st HALF

Match Time	FRA - France	Score	Lead	POR - Portugal
0:00	16 BOLZINGER C Goalkeeper			41 CAPDEVILLE G Goalkeeper
0:45	10 MEM D Goal centre 9m top left, 110.27 km/h	1 - 0	+1	
0:59	23 FABREGAS L Steal			8 ITURIZZA V Turnover
1:10	25 DESCAT H Goal fast break bottom right (23 FABREGAS L), 101.98 km/h	2 - 0	+2	
1:42				79 COSTA M Shot right 9m saved middle left
2:02		2 - 1	+1	8 ITURIZZA V Goal centre 6m middle right (26 COSTA F), 93.20 km/h
2:15	2 LENNE Y Goal right wing middle right (10 MEM D), 75.39 km/h	3 - 1	+2	
3:01				26 COSTA F Shot right 9m saved bottom right
3:08	10 MEM D Goal breakthrough top right, 104.43 km/h	4 - 1	+3	
3:43	8 PRANDI E Block			79 COSTA M Shot right 9m blocked
4:17	34 KONAN K Block			79 COSTA M Shot centre 9m blocked
4:24				14 SILVA R Technical Fault
4:32	23 FABREGAS L Goal centre 6m middle right (8 PRANDI E), 98.29 km/h	5 - 1	+4	
5:06		5 - 2	+3	79 COSTA M Goal breakthrough bottom right, 90.29 km/h
5:45	23 FABREGAS L Goal centre 6m bottom left (10 MEM D), 93.12 km/h	6 - 2	+4	
6:01		6 - 3	+3	13 SALVADOR S Goal breakthrough bottom right, 98.74 km/h
6:45	10 MEM D Goal right 6m bottom left (8 PRANDI E), 48.38 km/h	7 - 3	+4	
6:56		7 - 4	+3	13 SALVADOR S Goal centre 9m top left, 99.26 km/h
7:45	8 PRANDI E Goal left 9m top right, 113.20 km/h	8 - 4	+4	
7:50	23 FABREGAS L Steal			13 SALVADOR S Turnover
7:58	23 FABREGAS L Goal individual fast break bottom right, 87.74 km/h	9 - 4	+5	
7:58				Team timeout
8:26	23 FABREGAS L 7m caused			26 COSTA F 7m received
8:37				26 COSTA F Penalty shot saved top left
9:21	10 MEM D Goal centre 9m middle left, 106.68 km/h	10 - 4	+6	
9:59		10 - 5	+5	26 COSTA F Goal centre 9m top left, 120.70 km/h
10:24	2 LENNE Y Goal centre 6m top centre (4 MINNE A), 38.68 km/h	11 - 5	+6	
10:39				96 TONICHER P for 41 CAPDEVILLE G Goalkeeper Substitution
11:10				26 COSTA F Technical Fault
11:42	4 MINNE A Goal breakthrough bottom right, 83.32 km/h	12 - 5	+7	
12:34	8 PRANDI E 7m caused			79 COSTA M 7m received
12:34	8 PRANDI E 2-minutes suspension			
12:34		12 - 6	+6	25 AREIA A Goal Penalty shot bottom right (79 COSTA M), 73.25 km/h
12:51	2 LENNE Y for 16 BOLZINGER C Empty goal			
13:13	39 BRIET T Goal centre 9m top left, 110.40 km/h	13 - 6	+7	
13:19		13 - 7	+6	82 FRADE L Goal empty goal bottom centre, 62.46 km/h
13:19	16 BOLZINGER C for 10 MEM D Goalkeeper back			
13:27	10 MEM D for 16 BOLZINGER C Empty goal			

OFFICIAL PARTNERS



EHF PARTNERS



NATIONAL SUPPLIERS



Play by Play

FRA 46 - 38 POR

(28 - 15) (18 - 23)

1st HALF

Match Time	FRA - France	Score Lead	POR - Portugal
13:56	4 MINNE A 7m received		13 SALVADOR S 7m caused
13:56	16 BOLZINGER C for 10 MEM D Goalkeeper back		
13:56			13 SALVADOR S 2-minutes suspension
13:56			41 CAPDEVILLE G for 96 TONICHER P Goalkeeper Substitution
13:56	25 DESCAT H Goal Penalty shot bottom left (4 MINNE A), 95.51 km/h	14 - 7 +7	
14:12			23 BRANQUINHO D for 41 CAPDEVILLE G Empty goal
14:22		14 - 8 +6	82 FRADE L Goal right 6m bottom right (26 COSTA F), 91.87 km/h
14:29			96 TONICHER P for 79 COSTA M Goalkeeper back
14:33	4 MINNE A for 16 BOLZINGER C Empty goal		
14:51	25 DESCAT H Goal left wing top centre (4 MINNE A), 67.07 km/h	15 - 8 +7	
14:58	16 BOLZINGER C for 2 LENNE Y Goalkeeper back		
15:13			23 BRANQUINHO D for 96 TONICHER P Empty goal
15:27			96 TONICHER P for 79 COSTA M Goalkeeper back
15:27			14 SILVA R Shot breakthrough saved middle right
15:52	11 TOURNAT N Goal left 6m bottom left (8 PRANDI E), 90.80 km/h	16 - 8 +8	
16:23	39 BRIET T Steal		79 COSTA M Turnover
16:36	10 MEM D Goal fast break bottom left (39 BRIET T), 121.65 km/h	17 - 8 +9	
16:44			82 FRADE L Shot centre 6m saved middle left
17:06	8 PRANDI E Goal left 9m top left, 128.59 km/h	18 - 8 +10	
18:01		18 - 9 +9	13 SALVADOR S Goal centre 9m middle left, 103.10 km/h
18:12	10 MEM D Goal centre 9m top right, 94.03 km/h	19 - 9 +10	
18:59			13 SALVADOR S Turnover
19:13	11 TOURNAT N Goal centre 6m bottom centre (39 BRIET T), 76.68 km/h	20 - 9 +11	
19:44			14 SILVA R Turnover
19:55	9 RICHARDSON M Shot fast break saved middle right		
20:00		20 - 10 +10	23 BRANQUINHO D Goal left wing bottom right (14 SILVA R), 94.74 km/h
20:00	29 KOUNKOUD B 2-minutes suspension		
20:00	2 LENNE Y for 16 BOLZINGER C Empty goal		
20:29	39 BRIET T Goal breakthrough middle left, 90.02 km/h	21 - 10 +11	
20:34	16 BOLZINGER C for 9 RICHARDSON M Goalkeeper back		
20:34			Team timeout
20:48		21 - 11 +10	25 AREIA A Goal right wing bottom right (14 SILVA R), 80.47 km/h
20:56	9 RICHARDSON M for 16 BOLZINGER C Empty goal		
21:22	8 PRANDI E Goal centre 9m top right, 105.73 km/h	22 - 11 +11	
21:25	16 BOLZINGER C for 9 RICHARDSON M Goalkeeper back		
21:37			25 AREIA A Shot right wing saved middle right
21:59	9 RICHARDSON M for 16 BOLZINGER C Empty goal		
22:21	39 BRIET T Goal centre 9m top right, 94.30 km/h	23 - 11 +12	
22:22	16 BOLZINGER C for 29 KOUNKOUD B Goalkeeper back		
22:56			14 SILVA R for 96 TONICHER P Empty goal
22:56		23 - 12 +11	14 SILVA R Goal centre 9m bottom centre, 121.19 km/h
23:01	8 PRANDI E Shot empty goal post		
23:01			96 TONICHER P for 21 FERNANDES L Goalkeeper back
23:27	39 BRIET T Steal		13 SALVADOR S Turnover
24:00	9 RICHARDSON M Goal centre 9m bottom left, 92.74 km/h	24 - 12 +12	
24:18			21 FERNANDES L for 96 TONICHER P Empty goal
24:26	39 BRIET T Steal		14 SILVA R Turnover
24:29	29 KOUNKOUD B Goal empty goal bottom centre (25 DESCAT H), 110.72 km/h	25 - 12 +13	
24:29			96 TONICHER P for 21 FERNANDES L Goalkeeper back
24:41			21 FERNANDES L for 96 TONICHER P Empty goal
24:55			13 SALVADOR S Shot centre 9m saved bottom right
24:57	16 BOLZINGER C Shot empty goal missed		

OFFICIAL PARTNERS



EHF PARTNERS



NATIONAL SUPPLIERS



Match No: 40

Play by Play

FRA 46 - 38 POR

(28 - 15) (18 - 23)

1st HALF

Match Time	FRA - France	Score	Lead	POR - Portugal
24:57				96 TONICHER P for 14 SILVA R Goalkeeper back
25:08				14 SILVA R for 96 TONICHER P Empty goal
25:43		25 - 13	+12	8 ITURIZZA V Goal centre 6m top left (14 SILVA R), 94.33 km/h
25:52				96 TONICHER P for 21 FERNANDES L Goalkeeper back
26:16	11 TOURNAT N Goal centre 6m bottom centre (8 PRANDI E), 81.55 km/h	26 - 13	+13	
26:32				20 NEVES M for 96 TONICHER P Empty goal
26:41	34 KONAN K Block			14 SILVA R Shot centre 9m blocked
27:04				96 TONICHER P for 13 SALVADOR S Goalkeeper back
27:12	9 RICHARDSON M Goal left 9m middle left, 94.26 km/h	27 - 13	+14	
27:18				21 FERNANDES L for 96 TONICHER P Empty goal
27:33		27 - 14	+13	8 ITURIZZA V Goal centre 6m bottom right (20 NEVES M), 98.69 km/h
27:35				96 TONICHER P for 14 SILVA R Goalkeeper back
28:18	39 BRIET T Goal centre 9m top right, 109.35 km/h	28 - 14	+14	
28:26				14 SILVA R for 96 TONICHER P Empty goal
28:45		28 - 15	+13	8 ITURIZZA V Goal centre 6m top right (20 NEVES M), 96.54 km/h
28:48				96 TONICHER P for 21 FERNANDES L Goalkeeper back
29:15	8 PRANDI E Technical Fault			
29:24				21 FERNANDES L for 96 TONICHER P Empty goal
29:41				66 GOMES J Shot right wing post
29:42				96 TONICHER P for 21 FERNANDES L Goalkeeper back
29:57	8 PRANDI E Shot left 9m missed			

2nd HALF

Match Time	FRA - France	Score	Lead	POR - Portugal
30:00	16 BOLZINGER C Goalkeeper			
30:32				41 CAPDEVILLE G for 14 SILVA R Goalkeeper back
30:32				25 AREIA A Shot right 6m post
31:08	4 MINNE A Shot right 9m blocked			13 SALVADOR S Block
31:20	23 FABREGAS L Turnover			
31:28		28 - 16	+12	23 BRANQUINHO D Goal left wing top right (20 NEVES M), 80.81 km/h
32:00	10 MEM D Turnover			
32:07		28 - 17	+11	20 NEVES M Goal centre 9m bottom left, 106.84 km/h
32:37	23 FABREGAS L Goal centre 6m top left (4 MINNE A), 91.32 km/h	29 - 17	+12	
32:49				14 SILVA R for 41 CAPDEVILLE G Empty goal
33:17	10 MEM D 7m caused			13 SALVADOR S 7m received
33:29		29 - 18	+11	25 AREIA A Goal Penalty shot top right (13 SALVADOR S), 94.58 km/h
33:39				41 CAPDEVILLE G for 20 NEVES M Goalkeeper back
34:22	10 MEM D Goal right 9m top left, 108.73 km/h	30 - 18	+12	
34:36				14 SILVA R for 41 CAPDEVILLE G Empty goal
34:44		30 - 19	+11	20 NEVES M Goal right 6m top right (14 SILVA R), 98.52 km/h
34:48				41 CAPDEVILLE G for 14 SILVA R Goalkeeper back
35:22	23 FABREGAS L Goal right 6m bottom left (4 MINNE A), 93.71 km/h	31 - 19	+12	
35:31				14 SILVA R for 41 CAPDEVILLE G Empty goal
35:43	39 BRIET T Steal			14 SILVA R Turnover
35:50	34 KONAN K Goal empty goal bottom centre (23 FABREGAS L), 67.43 km/h	32 - 19	+13	
36:14				20 NEVES M Shot right 6m post
36:16				41 CAPDEVILLE G for 14 SILVA R Goalkeeper back
36:26	31 NAHI D Goal left wing bottom left (4 MINNE A), 74.68 km/h	33 - 19	+14	
36:36				14 SILVA R for 41 CAPDEVILLE G Empty goal
36:55		33 - 20	+13	86 BRANDAO R Goal centre 6m top right (20 NEVES M), 93.58 km/h

OFFICIAL PARTNERS



EHF PARTNERS



NATIONAL SUPPLIERS



Play by Play

FRA 46 - 38 POR

(28 - 15) (18 - 23)

2nd HALF

Match Time	FRA - France	Score	Lead	POR - Portugal
36:58				41 CAPDEVILLE G for 14 SILVA R Goalkeeper back
37:06	39 BRIET T Shot centre 9m saved bottom left			
37:12		33 - 21	+12	82 FRADE L Goal fast break bottom centre (25 AREIA A), 83.38 km/h
37:30	39 BRIET T Turnover			25 AREIA A Steal
37:40		33 - 22	+11	86 BRANDAO R Goal fast break bottom centre (82 FRADE L), 44.62 km/h
38:16	4 MINNE A Goal left 6m bottom left (39 BRIET T), 99.76 km/h	34 - 22	+12	
38:25				14 SILVA R for 41 CAPDEVILLE G Empty goal
39:08		34 - 23	+11	23 BRANQUINHO D Goal left wing bottom right (13 SALVADOR S), 45.42 km/h
39:15				41 CAPDEVILLE G for 20 NEVES M Goalkeeper back
39:20	23 FABREGAS L Goal centre 6m top left (10 MEM D), 95.46 km/h	35 - 23	+12	
39:31				20 NEVES M for 41 CAPDEVILLE G Empty goal
39:42		35 - 24	+11	82 FRADE L Goal left 6m bottom right (13 SALVADOR S), 45.45 km/h
39:44				41 CAPDEVILLE G for 20 NEVES M Goalkeeper back
39:54	4 MINNE A Goal breakthrough bottom right, 40.16 km/h	36 - 24	+12	
40:07				66 GOMES J for 41 CAPDEVILLE G Empty goal
40:35	39 BRIET T Steal			66 GOMES J Turnover
40:42	34 KONAN K Goal empty goal middle centre (39 BRIET T), 82.29 km/h	37 - 24	+13	
41:01		37 - 25	+12	20 NEVES M Goal right 6m top centre (66 GOMES J), 33.56 km/h
41:03				41 CAPDEVILLE G for 66 GOMES J Goalkeeper back
41:30	2 LENNE Y Shot right wing saved top centre			
41:35	23 FABREGAS L Shot right 6m saved bottom right			
41:43		37 - 26	+11	13 SALVADOR S Goal breakthrough bottom left, 108.44 km/h
42:13	23 FABREGAS L 7m received			86 BRANDAO R 7m caused
42:13				86 BRANDAO R 2-minutes suspension
42:13	25 DESCAT H Goal Penalty shot bottom left (23 FABREGAS L), 95.29 km/h	38 - 26	+12	
42:32				8 ITURIZZA V for 41 CAPDEVILLE G Empty goal
43:06				41 CAPDEVILLE G for 25 AREIA A Goalkeeper back
43:12		38 - 27	+11	26 COSTA F Goal centre 9m top centre, 117.17 km/h
43:41	8 PRANDI E Goal centre 6m bottom left, 110.81 km/h	39 - 27	+12	
43:51				66 GOMES J for 41 CAPDEVILLE G Empty goal
44:10		39 - 28	+11	8 ITURIZZA V Goal centre 6m bottom centre (13 SALVADOR S), 95.41 km/h
44:18				41 CAPDEVILLE G for 26 COSTA F Goalkeeper back
44:38	8 PRANDI E Turnover			
44:50		39 - 29	+10	23 BRANQUINHO D Goal fast break bottom right (41 CAPDEVILLE G), 105.11 km/h
45:38	31 NAHI D Shot left wing saved middle left			
45:44	31 NAHI D Steal			13 SALVADOR S Turnover
45:49	31 NAHI D 7m received			20 NEVES M 7m caused
45:58				96 TONICHER P for 41 CAPDEVILLE G Goalkeeper Substitution
45:58	9 RICHARDSON M Goal Penalty shot bottom right (31 NAHI D)	40 - 29	+11	
46:40				26 COSTA F for 96 TONICHER P Empty goal
47:03				23 BRANQUINHO D Shot left wing saved top left
47:05				41 CAPDEVILLE G for 26 COSTA F Goalkeeper back
47:10	10 MEM D Goal right 9m top left, 117.96 km/h	41 - 29	+12	
47:30				14 SILVA R for 41 CAPDEVILLE G Empty goal
47:37	34 KONAN K 7m caused			66 GOMES J 7m received
47:42				41 CAPDEVILLE G for 26 COSTA F Goalkeeper back
47:47				25 AREIA A Penalty shot saved bottom right
48:47	9 RICHARDSON M Shot centre 9m saved bottom centre			
49:03				66 GOMES J for 41 CAPDEVILLE G Empty goal
49:41	29 KOUNKOUD B 7m caused			13 SALVADOR S 7m received
49:43				41 CAPDEVILLE G for 66 GOMES J Goalkeeper back
49:52		41 - 30	+11	26 COSTA F Goal Penalty shot bottom left (13 SALVADOR S), 102.85 km/h

OFFICIAL PARTNERS



EHF PARTNERS



NATIONAL SUPPLIERS



Play by Play

FRA 46 - 38 POR

(28 - 15) (18 - 23)

2nd HALF

Match Time	FRA - France	Score Lead	POR - Portugal
50:34	6 BOS J Shot centre 9m blocked		20 NEVES M Block
50:43	31 NAHI D Turnover		13 SALVADOR S Steal
50:49		41 - 31 +10	13 SALVADOR S Goal individual fast break bottom left, 103.88 km/h
51:29	9 RICHARDSON M Goal centre 9m bottom left, 95.57 km/h	42 - 31 +11	
51:35		42 - 32 +10	26 COSTA F Goal fast throw off bottom left, 90.81 km/h
51:44	11 TOURNAT N Goal right 6m bottom left (9 RICHARDSON M), 53.17 km/h	43 - 32 +11	
51:58			25 AREIA A for 41 CAPDEVILLE G Empty goal
52:19		43 - 33 +10	86 BRANDAO R Goal centre 6m bottom right (26 COSTA F), 96.51 km/h
52:21			41 CAPDEVILLE G for 66 GOMES J Goalkeeper back
52:34	92 DESBONNET R for 16 BOLZINGER C Goalkeeper Substitution		
53:14	11 TOURNAT N Turnover		82 FRADE L Steal
53:24			25 AREIA A for 41 CAPDEVILLE G Empty goal
54:02			20 NEVES M Shot centre 9m saved top right
54:06	92 DESBONNET R Shot empty goal post		
54:32	9 RICHARDSON M Steal		66 GOMES J Turnover
54:34			41 CAPDEVILLE G for 66 GOMES J Goalkeeper back
54:46	31 NAHI D Goal left 6m middle left (39 BRIET T), 99.66 km/h	44 - 33 +11	
54:58			26 COSTA F for 41 CAPDEVILLE G Empty goal
55:21			41 CAPDEVILLE G for 66 GOMES J Goalkeeper back
55:21		44 - 34 +10	86 BRANDAO R Goal centre 6m top left (66 GOMES J), 92.28 km/h
55:34	39 BRIET T Turnover		
55:45			66 GOMES J for 41 CAPDEVILLE G Empty goal
56:11			13 SALVADOR S Turnover
56:14			41 CAPDEVILLE G for 66 GOMES J Goalkeeper back
56:48	9 RICHARDSON M Shot right 9m missed		
57:00		44 - 35 +9	82 FRADE L Goal centre 6m top right, 99.81 km/h
57:35	6 BOS J Goal centre 9m top left, 107.01 km/h	45 - 35 +10	
57:42			66 GOMES J for 41 CAPDEVILLE G Empty goal
58:02		45 - 36 +9	23 BRANQUINHO D Goal left wing top right (13 SALVADOR S), 64.77 km/h
58:03			41 CAPDEVILLE G for 66 GOMES J Goalkeeper back
58:32	9 RICHARDSON M Goal centre 9m bottom left, 99.01 km/h	46 - 36 +10	
58:44			66 GOMES J for 41 CAPDEVILLE G Empty goal
58:52		46 - 37 +9	86 BRANDAO R Goal centre 6m bottom left (20 NEVES M), 99.62 km/h
58:54			41 CAPDEVILLE G for 66 GOMES J Goalkeeper back
59:22	39 BRIET T Turnover		
59:32			66 GOMES J for 41 CAPDEVILLE G Empty goal
59:48			41 CAPDEVILLE G for 66 GOMES J Goalkeeper back
59:46		46 - 38 +8	20 NEVES M Goal centre 9m middle left, 102.08 km/h

OFFICIAL PARTNERS



EHF PARTNERS



NATIONAL SUPPLIERS



Main Round Group I

Empty Goal Analysis

Herning

Match No: 40

FRA 46 - 38 POR
(28 - 15) (18 - 23)

Referees: KONJICANIN Dino (BIH) / KONJICANIN Amar (BIH)

ATTACKS DURING OWN EMPTY GOAL SITUATION

Players on Court	Attacks		Goals		Saves		Missed		Blocked		Post		Turnovers		Scoring Efficiency		Goals Against	
	FRA	POR	FRA	POR	FRA	POR	FRA	POR	FRA	POR	FRA	POR	FRA	POR	FRA	POR	FRA	POR
7 Against 6	1	28	1	15		4				1		3		5	100	54		3
6 Against 6	3	2	3	1		1									100	50		1
Others	2	1	2	1											100	100		
Total:	6	31	6	17		5				1		3		5	100	55	1	3

GOALS/ATTACKS DURING OWN EMPTY GOAL SITUATION - ANALYSIS OF OCCURRENCE (in 5 min intervals)

Players on Court	1st Half											
	0-5		5-10		10-15		15-20		20-25		25-30	
	FRA	POR	FRA	POR	FRA	POR	FRA	POR	FRA	POR	FRA	POR
7 Against 6									1/1	1/3		3/5
6 Against 6					1/1			0/1	2/2			
Others					2/2	1/1						
Total:					3/3	1/1		0/1	3/3	1/3		3/5

Players on Court	2nd Half											
	30-35		35-40		40-45		45-50		50-55		55-60	
	FRA	POR	FRA	POR	FRA	POR	FRA	POR	FRA	POR	FRA	POR
7 Against 6		2/3		3/5		1/2		0/2		1/3		4/5
6 Against 6						1/1						
Others												
Total:		2/3		3/5		2/3		0/2		1/3		4/5

GOALS/ATTACKS DURING OWN EMPTY GOAL SITUATION - ANALYSIS BY DURATION

Team	<15 sec.	15-30 sec.	30-45 sec.	45-60 sec.	>60 sec.
FRA		6/6			
POR	6/11	8/15	3/5		

SUBSTITUTION SUMMARY

Players	FRA	POR
Goalkeeper <-> Goalkeeper	1	3
Court Player <-> Goalkeeper	12	59
Court Player <-> Court Player	97	83
Total:	110	145

OFFICIAL PARTNERS



EHF PARTNERS



NATIONAL SUPPLIERS



Main Round Group I

Line-Up Analysis

Herning

Attendance: 11.807

Match No: 40

FRA 46 - 38 POR

FRA - France

Lineup efficiency								Time Played	GF	GA
2 LENNE Y	10 MEM D	16 BOLZINGER C	23 FABREGAS L	31 NAHI D	34 KONAN K	39 BRIET T	6:39	3	8	
2 LENNE Y	8 PRANDI E	10 MEM D	16 BOLZINGER C	23 FABREGAS L	25 DESCAT H	34 KONAN K	5:34	3	3	
2 LENNE Y	4 MINNE A	8 PRANDI E	10 MEM D	16 BOLZINGER C	23 FABREGAS L	25 DESCAT H	5:04	9	1	
6 BOS J	9 RICHARDSON M	11 TOURNAT N	29 KOUNKOUD B	31 NAHI D	39 BRIET T	92 DESBONNET R	4:46	3	2	
2 LENNE Y	4 MINNE A	10 MEM D	16 BOLZINGER C	23 FABREGAS L	31 NAHI D	39 BRIET T	4:31	6	2	
2 LENNE Y	8 PRANDI E	10 MEM D	16 BOLZINGER C	23 FABREGAS L	31 NAHI D	34 KONAN K	2:47	0	4	
6 BOS J	9 RICHARDSON M	29 KOUNKOUD B	31 NAHI D	34 KONAN K	39 BRIET T	92 DESBONNET R	2:40	0	3	
8 PRANDI E	9 RICHARDSON M	16 BOLZINGER C	25 DESCAT H	29 KOUNKOUD B	34 KONAN K	39 BRIET T	2:28	0	2	
4 MINNE A	8 PRANDI E	10 MEM D	16 BOLZINGER C	23 FABREGAS L	25 DESCAT H	34 KONAN K	2:10	0	2	
8 PRANDI E	9 RICHARDSON M	16 BOLZINGER C	29 KOUNKOUD B	31 NAHI D	34 KONAN K	39 BRIET T	2:01	1	2	
8 PRANDI E	9 RICHARDSON M	11 TOURNAT N	16 BOLZINGER C	29 KOUNKOUD B	31 NAHI D	39 BRIET T	1:54	2	0	
8 PRANDI E	9 RICHARDSON M	10 MEM D	16 BOLZINGER C	23 FABREGAS L	29 KOUNKOUD B	31 NAHI D	1:54	1	0	
6 BOS J	9 RICHARDSON M	11 TOURNAT N	16 BOLZINGER C	29 KOUNKOUD B	31 NAHI D	39 BRIET T	1:35	2	2	
2 LENNE Y	8 PRANDI E	10 MEM D	11 TOURNAT N	16 BOLZINGER C	25 DESCAT H	34 KONAN K	1:28	2	0	
2 LENNE Y	4 MINNE A	8 PRANDI E	10 MEM D	16 BOLZINGER C	23 FABREGAS L	31 NAHI D	1:23	0	0	
8 PRANDI E	9 RICHARDSON M	16 BOLZINGER C	23 FABREGAS L	29 KOUNKOUD B	31 NAHI D	34 KONAN K	1:17	0	1	
2 LENNE Y	9 RICHARDSON M	16 BOLZINGER C	23 FABREGAS L	25 DESCAT H	34 KONAN K	39 BRIET T	1:14	0	1	
2 LENNE Y	4 MINNE A	8 PRANDI E	10 MEM D	23 FABREGAS L	25 DESCAT H	39 BRIET T	1:13	2	1	
2 LENNE Y	8 PRANDI E	10 MEM D	16 BOLZINGER C	25 DESCAT H	34 KONAN K	39 BRIET T	0:44	0	1	
4 MINNE A	8 PRANDI E	10 MEM D	16 BOLZINGER C	23 FABREGAS L	25 DESCAT H	39 BRIET T	0:42	0	0	
2 LENNE Y	8 PRANDI E	16 BOLZINGER C	23 FABREGAS L	25 DESCAT H	34 KONAN K	39 BRIET T	0:37	1	1	
6 BOS J	9 RICHARDSON M	16 BOLZINGER C	29 KOUNKOUD B	31 NAHI D	34 KONAN K	39 BRIET T	0:36	0	1	
8 PRANDI E	9 RICHARDSON M	10 MEM D	16 BOLZINGER C	23 FABREGAS L	29 KOUNKOUD B	34 KONAN K	0:34	0	0	
2 LENNE Y	9 RICHARDSON M	16 BOLZINGER C	25 DESCAT H	29 KOUNKOUD B	34 KONAN K	39 BRIET T	0:31	1	0	
2 LENNE Y	16 BOLZINGER C	23 FABREGAS L	25 DESCAT H	29 KOUNKOUD B	34 KONAN K	39 BRIET T	0:30	0	0	
2 LENNE Y	8 PRANDI E	9 RICHARDSON M	25 DESCAT H	29 KOUNKOUD B	34 KONAN K	39 BRIET T	0:29	1	0	
2 LENNE Y	8 PRANDI E	10 MEM D	11 TOURNAT N	16 BOLZINGER C	25 DESCAT H	39 BRIET T	0:28	1	0	
2 LENNE Y	8 PRANDI E	16 BOLZINGER C	25 DESCAT H	29 KOUNKOUD B	34 KONAN K	39 BRIET T	0:26	0	1	
2 LENNE Y	8 PRANDI E	9 RICHARDSON M	23 FABREGAS L	25 DESCAT H	29 KOUNKOUD B	39 BRIET T	0:24	1	0	
2 LENNE Y	9 RICHARDSON M	11 TOURNAT N	16 BOLZINGER C	25 DESCAT H	29 KOUNKOUD B	39 BRIET T	0:24	1	0	
8 PRANDI E	9 RICHARDSON M	11 TOURNAT N	16 BOLZINGER C	25 DESCAT H	29 KOUNKOUD B	39 BRIET T	0:23	1	0	
2 LENNE Y	9 RICHARDSON M	23 FABREGAS L	25 DESCAT H	29 KOUNKOUD B	34 KONAN K	39 BRIET T	0:23	1	0	
4 MINNE A	8 PRANDI E	9 RICHARDSON M	16 BOLZINGER C	23 FABREGAS L	29 KOUNKOUD B	31 NAHI D	0:19	0	0	
2 LENNE Y	4 MINNE A	8 PRANDI E	10 MEM D	11 TOURNAT N	16 BOLZINGER C	31 NAHI D	0:18	0	0	
2 LENNE Y	4 MINNE A	8 PRANDI E	10 MEM D	11 TOURNAT N	16 BOLZINGER C	25 DESCAT H	0:14	1	0	
2 LENNE Y	8 PRANDI E	9 RICHARDSON M	11 TOURNAT N	25 DESCAT H	29 KOUNKOUD B	39 BRIET T	0:10	0	0	
2 LENNE Y	4 MINNE A	8 PRANDI E	23 FABREGAS L	25 DESCAT H	34 KONAN K	39 BRIET T	0:09	0	0	
2 LENNE Y	8 PRANDI E	9 RICHARDSON M	10 MEM D	16 BOLZINGER C	23 FABREGAS L	31 NAHI D	0:09	1	0	
2 LENNE Y	4 MINNE A	8 PRANDI E	16 BOLZINGER C	23 FABREGAS L	25 DESCAT H	39 BRIET T	0:08	0	0	
2 LENNE Y	4 MINNE A	10 MEM D	11 TOURNAT N	16 BOLZINGER C	23 FABREGAS L	25 DESCAT H	0:07	0	0	
2 LENNE Y	8 PRANDI E	10 MEM D	11 TOURNAT N	16 BOLZINGER C	31 NAHI D	34 KONAN K	0:07	1	0	
6 BOS J	11 TOURNAT N	16 BOLZINGER C	29 KOUNKOUD B	31 NAHI D	34 KONAN K	39 BRIET T	0:06	0	0	
2 LENNE Y	9 RICHARDSON M	16 BOLZINGER C	23 FABREGAS L	25 DESCAT H	29 KOUNKOUD B	39 BRIET T	0:05	0	0	
2 LENNE Y	8 PRANDI E	10 MEM D	16 BOLZINGER C	23 FABREGAS L	25 DESCAT H	31 NAHI D	0:05	1	0	
2 LENNE Y	10 MEM D	16 BOLZINGER C	23 FABREGAS L	25 DESCAT H	31 NAHI D	34 KONAN K	0:05	0	0	
8 PRANDI E	9 RICHARDSON M	11 TOURNAT N	16 BOLZINGER C	29 KOUNKOUD B	31 NAHI D	34 KONAN K	0:05	0	0	
6 BOS J	9 RICHARDSON M	11 TOURNAT N	16 BOLZINGER C	29 KOUNKOUD B	31 NAHI D	34 KONAN K	0:04	0	0	

Score development								Time Played	G Diff.
2 LENNE Y	4 MINNE A	8 PRANDI E	10 MEM D	16 BOLZINGER C	23 FABREGAS L	25 DESCAT H	5:04	+8	
2 LENNE Y	4 MINNE A	10 MEM D	16 BOLZINGER C	23 FABREGAS L	31 NAHI D	39 BRIET T	4:31	+4	
2 LENNE Y	8 PRANDI E	10 MEM D	11 TOURNAT N	16 BOLZINGER C	25 DESCAT H	34 KONAN K	1:28	+2	
8 PRANDI E	9 RICHARDSON M	11 TOURNAT N	16 BOLZINGER C	29 KOUNKOUD B	31 NAHI D	39 BRIET T	1:54	+2	

OFFICIAL PARTNERS



EHF PARTNERS



NATIONAL SUPPLIERS



Main Round Group I

Line-Up Analysis

FRA 46 - 38 POR

Herning

Attendance: 11.807

Match No: 40

FRA - France

Score development								Time Played	G Diff.						
2	LENNE Y	8	PRANDI E	10	MEM D	16	BOLZINGER C	23	FABREGAS L	25	DESCAT H	31	NAHI D	0:05	+1
2	LENNE Y	8	PRANDI E	10	MEM D	11	TOURNAT N	16	BOLZINGER C	31	NAHI D	34	KONAN K	0:07	+1
2	LENNE Y	8	PRANDI E	9	RICHARDSON M	10	MEM D	16	BOLZINGER C	23	FABREGAS L	31	NAHI D	0:09	+1
2	LENNE Y	4	MINNE A	8	PRANDI E	10	MEM D	11	TOURNAT N	16	BOLZINGER C	25	DESCAT H	0:14	+1
8	PRANDI E	9	RICHARDSON M	11	TOURNAT N	16	BOLZINGER C	25	DESCAT H	29	KOUNKOU B	39	BRIET T	0:23	+1
2	LENNE Y	9	RICHARDSON M	23	FABREGAS L	25	DESCAT H	29	KOUNKOU B	34	KONAN K	39	BRIET T	0:23	+1
2	LENNE Y	8	PRANDI E	9	RICHARDSON M	23	FABREGAS L	25	DESCAT H	29	KOUNKOU B	39	BRIET T	0:24	+1
2	LENNE Y	9	RICHARDSON M	11	TOURNAT N	16	BOLZINGER C	25	DESCAT H	29	KOUNKOU B	39	BRIET T	0:24	+1
2	LENNE Y	8	PRANDI E	10	MEM D	11	TOURNAT N	16	BOLZINGER C	25	DESCAT H	39	BRIET T	0:28	+1
2	LENNE Y	8	PRANDI E	9	RICHARDSON M	25	DESCAT H	29	KOUNKOU B	34	KONAN K	39	BRIET T	0:29	+1
2	LENNE Y	9	RICHARDSON M	16	BOLZINGER C	25	DESCAT H	29	KOUNKOU B	34	KONAN K	39	BRIET T	0:31	+1
2	LENNE Y	4	MINNE A	8	PRANDI E	10	MEM D	23	FABREGAS L	25	DESCAT H	39	BRIET T	1:13	+1
8	PRANDI E	9	RICHARDSON M	10	MEM D	16	BOLZINGER C	23	FABREGAS L	29	KOUNKOU B	31	NAHI D	1:54	+1
6	BOS J	9	RICHARDSON M	11	TOURNAT N	29	KOUNKOU B	31	NAHI D	39	BRIET T	92	DES BONNET R	4:46	+1
6	BOS J	9	RICHARDSON M	11	TOURNAT N	16	BOLZINGER C	29	KOUNKOU B	31	NAHI D	34	KONAN K	0:04	0
2	LENNE Y	9	RICHARDSON M	16	BOLZINGER C	23	FABREGAS L	25	DESCAT H	29	KOUNKOU B	39	BRIET T	0:05	0
2	LENNE Y	10	MEM D	16	BOLZINGER C	23	FABREGAS L	25	DESCAT H	31	NAHI D	34	KONAN K	0:05	0
8	PRANDI E	9	RICHARDSON M	11	TOURNAT N	16	BOLZINGER C	29	KOUNKOU B	31	NAHI D	34	KONAN K	0:05	0
6	BOS J	11	TOURNAT N	16	BOLZINGER C	29	KOUNKOU B	31	NAHI D	34	KONAN K	39	BRIET T	0:06	0
2	LENNE Y	4	MINNE A	10	MEM D	11	TOURNAT N	16	BOLZINGER C	23	FABREGAS L	25	DESCAT H	0:07	0
2	LENNE Y	4	MINNE A	8	PRANDI E	16	BOLZINGER C	23	FABREGAS L	25	DESCAT H	39	BRIET T	0:08	0
2	LENNE Y	4	MINNE A	8	PRANDI E	23	FABREGAS L	25	DESCAT H	34	KONAN K	39	BRIET T	0:09	0
2	LENNE Y	8	PRANDI E	9	RICHARDSON M	11	TOURNAT N	25	DESCAT H	29	KOUNKOU B	39	BRIET T	0:10	0
2	LENNE Y	4	MINNE A	8	PRANDI E	10	MEM D	11	TOURNAT N	16	BOLZINGER C	31	NAHI D	0:18	0
4	MINNE A	8	PRANDI E	9	RICHARDSON M	16	BOLZINGER C	23	FABREGAS L	29	KOUNKOU B	31	NAHI D	0:19	0
2	LENNE Y	16	BOLZINGER C	23	FABREGAS L	25	DESCAT H	29	KOUNKOU B	34	KONAN K	39	BRIET T	0:30	0
8	PRANDI E	9	RICHARDSON M	10	MEM D	16	BOLZINGER C	23	FABREGAS L	29	KOUNKOU B	34	KONAN K	0:34	0
2	LENNE Y	8	PRANDI E	16	BOLZINGER C	23	FABREGAS L	25	DESCAT H	34	KONAN K	39	BRIET T	0:37	0
4	MINNE A	8	PRANDI E	10	MEM D	16	BOLZINGER C	23	FABREGAS L	25	DESCAT H	39	BRIET T	0:42	0
2	LENNE Y	4	MINNE A	8	PRANDI E	10	MEM D	16	BOLZINGER C	23	FABREGAS L	31	NAHI D	1:23	0
6	BOS J	9	RICHARDSON M	11	TOURNAT N	16	BOLZINGER C	29	KOUNKOU B	31	NAHI D	39	BRIET T	1:35	0
2	LENNE Y	8	PRANDI E	10	MEM D	16	BOLZINGER C	23	FABREGAS L	25	DESCAT H	34	KONAN K	5:34	0
2	LENNE Y	8	PRANDI E	16	BOLZINGER C	25	DESCAT H	29	KOUNKOU B	34	KONAN K	39	BRIET T	0:26	-1
6	BOS J	9	RICHARDSON M	16	BOLZINGER C	29	KOUNKOU B	31	NAHI D	34	KONAN K	39	BRIET T	0:36	-1
2	LENNE Y	8	PRANDI E	10	MEM D	16	BOLZINGER C	25	DESCAT H	34	KONAN K	39	BRIET T	0:44	-1
2	LENNE Y	9	RICHARDSON M	16	BOLZINGER C	23	FABREGAS L	25	DESCAT H	34	KONAN K	39	BRIET T	1:14	-1
8	PRANDI E	9	RICHARDSON M	16	BOLZINGER C	23	FABREGAS L	29	KOUNKOU B	31	NAHI D	34	KONAN K	1:17	-1
8	PRANDI E	9	RICHARDSON M	16	BOLZINGER C	29	KOUNKOU B	31	NAHI D	34	KONAN K	39	BRIET T	2:01	-1
4	MINNE A	8	PRANDI E	10	MEM D	16	BOLZINGER C	23	FABREGAS L	25	DESCAT H	34	KONAN K	2:10	-2
8	PRANDI E	9	RICHARDSON M	16	BOLZINGER C	25	DESCAT H	29	KOUNKOU B	34	KONAN K	39	BRIET T	2:28	-2
6	BOS J	9	RICHARDSON M	29	KOUNKOU B	31	NAHI D	34	KONAN K	39	BRIET T	92	DES BONNET R	2:40	-3
2	LENNE Y	8	PRANDI E	10	MEM D	16	BOLZINGER C	23	FABREGAS L	31	NAHI D	34	KONAN K	2:47	-4
2	LENNE Y	10	MEM D	16	BOLZINGER C	23	FABREGAS L	31	NAHI D	34	KONAN K	39	BRIET T	6:39	-5

Empty Goal								Time Played	GF	GA						
2	LENNE Y	4	MINNE A	8	PRANDI E	10	MEM D	23	FABREGAS L	25	DESCAT H	39	BRIET T	1:13	2	1
2	LENNE Y	8	PRANDI E	9	RICHARDSON M	25	DESCAT H	29	KOUNKOU B	34	KONAN K	39	BRIET T	0:29	1	0
2	LENNE Y	8	PRANDI E	9	RICHARDSON M	23	FABREGAS L	25	DESCAT H	29	KOUNKOU B	39	BRIET T	0:24	1	0
2	LENNE Y	9	RICHARDSON M	23	FABREGAS L	25	DESCAT H	29	KOUNKOU B	34	KONAN K	39	BRIET T	0:23	1	0
2	LENNE Y	8	PRANDI E	9	RICHARDSON M	11	TOURNAT N	25	DESCAT H	29	KOUNKOU B	39	BRIET T	0:10	0	0
2	LENNE Y	4	MINNE A	8	PRANDI E	23	FABREGAS L	25	DESCAT H	34	KONAN K	39	BRIET T	0:09	0	0

OFFICIAL PARTNERS



EHF PARTNERS



NATIONAL SUPPLIERS



Main Round Group I

Line-Up Analysis

Herning

Attendance: 11.807

Match No: 40

FRA 46 - 38 POR

POR - Portugal

Lineup efficiency								Time Played	GF	GA
13 SALVADOR S	20 NEVES M	23 BRANQUINHO D	25 AREIA A	41 CAPDEVILLE G	82 FRADE L	86 BRANDAO R	6:51	6	6	
8 ITURIZZA V	13 SALVADOR S	20 NEVES M	23 BRANQUINHO D	25 AREIA A	41 CAPDEVILLE G	82 FRADE L	6:29	2	5	
13 SALVADOR S	20 NEVES M	23 BRANQUINHO D	26 COSTA F	41 CAPDEVILLE G	82 FRADE L	86 BRANDAO R	3:02	2	2	
8 ITURIZZA V	14 SILVA R	23 BRANQUINHO D	25 AREIA A	26 COSTA F	41 CAPDEVILLE G	79 COSTA M	2:49	2	1	
13 SALVADOR S	20 NEVES M	23 BRANQUINHO D	25 AREIA A	66 GOMES J	82 FRADE L	86 BRANDAO R	2:25	3	1	
8 ITURIZZA V	13 SALVADOR S	20 NEVES M	25 AREIA A	26 COSTA F	41 CAPDEVILLE G	82 FRADE L	2:20	0	4	
8 ITURIZZA V	13 SALVADOR S	14 SILVA R	20 NEVES M	23 BRANQUINHO D	25 AREIA A	82 FRADE L	2:19	2	1	
8 ITURIZZA V	13 SALVADOR S	14 SILVA R	25 AREIA A	66 GOMES J	82 FRADE L	96 TONICHER P	2:09	0	2	
8 ITURIZZA V	13 SALVADOR S	14 SILVA R	23 BRANQUINHO D	25 AREIA A	82 FRADE L	96 TONICHER P	1:43	0	2	
13 SALVADOR S	14 SILVA R	20 NEVES M	23 BRANQUINHO D	25 AREIA A	82 FRADE L	86 BRANDAO R	1:25	3	0	
8 ITURIZZA V	13 SALVADOR S	14 SILVA R	20 NEVES M	25 AREIA A	82 FRADE L	96 TONICHER P	1:22	2	1	
8 ITURIZZA V	13 SALVADOR S	20 NEVES M	23 BRANQUINHO D	25 AREIA A	82 FRADE L	96 TONICHER P	1:16	0	2	
8 ITURIZZA V	13 SALVADOR S	14 SILVA R	21 FERNANDES L	25 AREIA A	66 GOMES J	82 FRADE L	1:16	2	1	
8 ITURIZZA V	13 SALVADOR S	20 NEVES M	23 BRANQUINHO D	25 AREIA A	26 COSTA F	41 CAPDEVILLE G	1:10	2	0	
8 ITURIZZA V	14 SILVA R	23 BRANQUINHO D	25 AREIA A	26 COSTA F	79 COSTA M	96 TONICHER P	1:04	0	0	
20 NEVES M	23 BRANQUINHO D	25 AREIA A	26 COSTA F	66 GOMES J	82 FRADE L	86 BRANDAO R	1:03	0	0	
13 SALVADOR S	14 SILVA R	23 BRANQUINHO D	25 AREIA A	79 COSTA M	82 FRADE L	96 TONICHER P	0:56	1	0	
8 ITURIZZA V	13 SALVADOR S	14 SILVA R	25 AREIA A	79 COSTA M	82 FRADE L	96 TONICHER P	0:55	0	1	
13 SALVADOR S	23 BRANQUINHO D	25 AREIA A	26 COSTA F	66 GOMES J	82 FRADE L	86 BRANDAO R	0:54	1	0	
13 SALVADOR S	20 NEVES M	23 BRANQUINHO D	25 AREIA A	41 CAPDEVILLE G	79 COSTA M	82 FRADE L	0:51	0	1	
13 SALVADOR S	14 SILVA R	20 NEVES M	25 AREIA A	26 COSTA F	82 FRADE L	96 TONICHER P	0:51	0	1	
8 ITURIZZA V	20 NEVES M	21 FERNANDES L	25 AREIA A	66 GOMES J	82 FRADE L	96 TONICHER P	0:51	0	1	
13 SALVADOR S	14 SILVA R	23 BRANQUINHO D	25 AREIA A	26 COSTA F	82 FRADE L	96 TONICHER P	0:46	0	1	
8 ITURIZZA V	13 SALVADOR S	23 BRANQUINHO D	25 AREIA A	26 COSTA F	66 GOMES J	86 BRANDAO R	0:46	1	0	
8 ITURIZZA V	13 SALVADOR S	23 BRANQUINHO D	25 AREIA A	41 CAPDEVILLE G	66 GOMES J	86 BRANDAO R	0:41	1	0	
8 ITURIZZA V	14 SILVA R	20 NEVES M	21 FERNANDES L	25 AREIA A	66 GOMES J	82 FRADE L	0:39	2	0	
8 ITURIZZA V	13 SALVADOR S	20 NEVES M	23 BRANQUINHO D	26 COSTA F	41 CAPDEVILLE G	86 BRANDAO R	0:38	0	1	
8 ITURIZZA V	13 SALVADOR S	14 SILVA R	23 BRANQUINHO D	25 AREIA A	41 CAPDEVILLE G	82 FRADE L	0:37	0	0	
13 SALVADOR S	14 SILVA R	23 BRANQUINHO D	25 AREIA A	66 GOMES J	82 FRADE L	96 TONICHER P	0:37	2	0	
8 ITURIZZA V	13 SALVADOR S	14 SILVA R	23 BRANQUINHO D	25 AREIA A	41 CAPDEVILLE G	79 COSTA M	0:36	0	1	
8 ITURIZZA V	13 SALVADOR S	14 SILVA R	20 NEVES M	66 GOMES J	82 FRADE L	96 TONICHER P	0:35	0	0	
8 ITURIZZA V	14 SILVA R	20 NEVES M	25 AREIA A	66 GOMES J	82 FRADE L	96 TONICHER P	0:33	0	1	
8 ITURIZZA V	13 SALVADOR S	14 SILVA R	20 NEVES M	25 AREIA A	66 GOMES J	82 FRADE L	0:32	0	0	
8 ITURIZZA V	13 SALVADOR S	20 NEVES M	25 AREIA A	26 COSTA F	82 FRADE L	96 TONICHER P	0:30	0	1	
13 SALVADOR S	14 SILVA R	25 AREIA A	66 GOMES J	79 COSTA M	82 FRADE L	96 TONICHER P	0:29	0	0	
8 ITURIZZA V	13 SALVADOR S	14 SILVA R	20 NEVES M	25 AREIA A	41 CAPDEVILLE G	79 COSTA M	0:28	0	0	
13 SALVADOR S	14 SILVA R	20 NEVES M	25 AREIA A	26 COSTA F	41 CAPDEVILLE G	79 COSTA M	0:27	1	1	
14 SILVA R	20 NEVES M	25 AREIA A	26 COSTA F	79 COSTA M	82 FRADE L	96 TONICHER P	0:27	0	1	
8 ITURIZZA V	20 NEVES M	23 BRANQUINHO D	25 AREIA A	26 COSTA F	41 CAPDEVILLE G	82 FRADE L	0:25	0	1	
8 ITURIZZA V	13 SALVADOR S	20 NEVES M	23 BRANQUINHO D	25 AREIA A	26 COSTA F	82 FRADE L	0:25	0	0	
8 ITURIZZA V	13 SALVADOR S	21 FERNANDES L	25 AREIA A	66 GOMES J	82 FRADE L	96 TONICHER P	0:24	0	0	
8 ITURIZZA V	13 SALVADOR S	14 SILVA R	23 BRANQUINHO D	25 AREIA A	26 COSTA F	82 FRADE L	0:23	1	0	
8 ITURIZZA V	13 SALVADOR S	20 NEVES M	23 BRANQUINHO D	25 AREIA A	41 CAPDEVILLE G	79 COSTA M	0:22	0	1	
13 SALVADOR S	14 SILVA R	23 BRANQUINHO D	25 AREIA A	41 CAPDEVILLE G	82 FRADE L	86 BRANDAO R	0:21	0	1	
13 SALVADOR S	14 SILVA R	23 BRANQUINHO D	25 AREIA A	26 COSTA F	79 COSTA M	82 FRADE L	0:20	0	0	
13 SALVADOR S	20 NEVES M	23 BRANQUINHO D	25 AREIA A	26 COSTA F	82 FRADE L	86 BRANDAO R	0:20	0	0	
8 ITURIZZA V	13 SALVADOR S	14 SILVA R	25 AREIA A	26 COSTA F	41 CAPDEVILLE G	82 FRADE L	0:19	0	1	
8 ITURIZZA V	13 SALVADOR S	14 SILVA R	20 NEVES M	21 FERNANDES L	66 GOMES J	82 FRADE L	0:18	0	0	
8 ITURIZZA V	13 SALVADOR S	23 BRANQUINHO D	25 AREIA A	26 COSTA F	41 CAPDEVILLE G	82 FRADE L	0:16	0	0	
13 SALVADOR S	23 BRANQUINHO D	25 AREIA A	26 COSTA F	41 CAPDEVILLE G	82 FRADE L	86 BRANDAO R	0:16	1	0	
8 ITURIZZA V	14 SILVA R	20 NEVES M	25 AREIA A	26 COSTA F	41 CAPDEVILLE G	79 COSTA M	0:14	0	0	
13 SALVADOR S	20 NEVES M	25 AREIA A	26 COSTA F	79 COSTA M	82 FRADE L	96 TONICHER P	0:14	0	0	
8 ITURIZZA V	13 SALVADOR S	23 BRANQUINHO D	25 AREIA A	41 CAPDEVILLE G	66 GOMES J	82 FRADE L	0:12	0	0	
8 ITURIZZA V	13 SALVADOR S	25 AREIA A	66 GOMES J	79 COSTA M	82 FRADE L	96 TONICHER P	0:11	0	1	

OFFICIAL PARTNERS



EHF PARTNERS



NATIONAL SUPPLIERS



Main Round Group I

Line-Up Analysis

Herning

Attendance: 11.807

Match No: 40

FRA 46 - 38 POR

POR - Portugal

Lineup efficiency								Time Played	GF	GA
8 ITURIZZA V	23 BRANQUINHO D	25 AREIA A	26 COSTA F	79 COSTA M	82 FRADE L	96 TONICHER P	0:10	0	0	
8 ITURIZZA V	13 SALVADOR S	20 NEVES M	23 BRANQUINHO D	26 COSTA F	66 GOMES J	86 BRANDAO R	0:10	0	0	
20 NEVES M	23 BRANQUINHO D	25 AREIA A	26 COSTA F	41 CAPDEVILLE G	82 FRADE L	86 BRANDAO R	0:09	0	0	
8 ITURIZZA V	13 SALVADOR S	23 BRANQUINHO D	26 COSTA F	41 CAPDEVILLE G	66 GOMES J	86 BRANDAO R	0:07	1	0	
8 ITURIZZA V	13 SALVADOR S	23 BRANQUINHO D	25 AREIA A	26 COSTA F	41 CAPDEVILLE G	79 COSTA M	0:06	0	0	
8 ITURIZZA V	13 SALVADOR S	23 BRANQUINHO D	25 AREIA A	26 COSTA F	79 COSTA M	96 TONICHER P	0:06	0	0	
8 ITURIZZA V	13 SALVADOR S	20 NEVES M	25 AREIA A	79 COSTA M	82 FRADE L	96 TONICHER P	0:06	0	1	
8 ITURIZZA V	13 SALVADOR S	23 BRANQUINHO D	25 AREIA A	26 COSTA F	66 GOMES J	82 FRADE L	0:06	0	0	
8 ITURIZZA V	23 BRANQUINHO D	25 AREIA A	26 COSTA F	41 CAPDEVILLE G	79 COSTA M	82 FRADE L	0:05	0	0	
8 ITURIZZA V	13 SALVADOR S	20 NEVES M	23 BRANQUINHO D	25 AREIA A	66 GOMES J	86 BRANDAO R	0:05	0	0	
8 ITURIZZA V	13 SALVADOR S	14 SILVA R	25 AREIA A	26 COSTA F	41 CAPDEVILLE G	79 COSTA M	0:04	0	0	
8 ITURIZZA V	13 SALVADOR S	14 SILVA R	23 BRANQUINHO D	25 AREIA A	26 COSTA F	41 CAPDEVILLE G	0:04	0	0	
13 SALVADOR S	14 SILVA R	25 AREIA A	26 COSTA F	79 COSTA M	82 FRADE L	96 TONICHER P	0:04	0	0	
8 ITURIZZA V	13 SALVADOR S	23 BRANQUINHO D	25 AREIA A	66 GOMES J	82 FRADE L	96 TONICHER P	0:04	0	0	
13 SALVADOR S	20 NEVES M	23 BRANQUINHO D	25 AREIA A	41 CAPDEVILLE G	66 GOMES J	86 BRANDAO R	0:04	0	0	
8 ITURIZZA V	13 SALVADOR S	20 NEVES M	23 BRANQUINHO D	25 AREIA A	26 COSTA F	96 TONICHER P	0:03	0	0	
8 ITURIZZA V	13 SALVADOR S	23 BRANQUINHO D	25 AREIA A	79 COSTA M	82 FRADE L	96 TONICHER P	0:03	0	0	
8 ITURIZZA V	13 SALVADOR S	25 AREIA A	26 COSTA F	79 COSTA M	82 FRADE L	96 TONICHER P	0:02	0	0	

Score development								Time Played	G Diff.
13 SALVADOR S	14 SILVA R	20 NEVES M	23 BRANQUINHO D	25 AREIA A	82 FRADE L	86 BRANDAO R	1:25	+3	
13 SALVADOR S	14 SILVA R	23 BRANQUINHO D	25 AREIA A	66 GOMES J	82 FRADE L	96 TONICHER P	0:37	+2	
8 ITURIZZA V	14 SILVA R	20 NEVES M	21 FERNANDES L	25 AREIA A	66 GOMES J	82 FRADE L	0:39	+2	
8 ITURIZZA V	13 SALVADOR S	20 NEVES M	23 BRANQUINHO D	25 AREIA A	26 COSTA F	41 CAPDEVILLE G	1:10	+2	
13 SALVADOR S	20 NEVES M	23 BRANQUINHO D	25 AREIA A	66 GOMES J	82 FRADE L	86 BRANDAO R	2:25	+2	
8 ITURIZZA V	13 SALVADOR S	23 BRANQUINHO D	26 COSTA F	41 CAPDEVILLE G	66 GOMES J	86 BRANDAO R	0:07	+1	
13 SALVADOR S	23 BRANQUINHO D	25 AREIA A	26 COSTA F	41 CAPDEVILLE G	82 FRADE L	86 BRANDAO R	0:16	+1	
8 ITURIZZA V	13 SALVADOR S	14 SILVA R	23 BRANQUINHO D	25 AREIA A	26 COSTA F	82 FRADE L	0:23	+1	
8 ITURIZZA V	13 SALVADOR S	23 BRANQUINHO D	25 AREIA A	41 CAPDEVILLE G	66 GOMES J	86 BRANDAO R	0:41	+1	
8 ITURIZZA V	13 SALVADOR S	23 BRANQUINHO D	25 AREIA A	26 COSTA F	66 GOMES J	86 BRANDAO R	0:46	+1	
13 SALVADOR S	23 BRANQUINHO D	25 AREIA A	26 COSTA F	66 GOMES J	82 FRADE L	86 BRANDAO R	0:54	+1	
13 SALVADOR S	14 SILVA R	23 BRANQUINHO D	25 AREIA A	79 COSTA M	82 FRADE L	96 TONICHER P	0:56	+1	
8 ITURIZZA V	13 SALVADOR S	14 SILVA R	21 FERNANDES L	25 AREIA A	66 GOMES J	82 FRADE L	1:16	+1	
8 ITURIZZA V	13 SALVADOR S	14 SILVA R	20 NEVES M	25 AREIA A	82 FRADE L	96 TONICHER P	1:22	+1	
8 ITURIZZA V	13 SALVADOR S	14 SILVA R	20 NEVES M	23 BRANQUINHO D	25 AREIA A	82 FRADE L	2:19	+1	
8 ITURIZZA V	14 SILVA R	23 BRANQUINHO D	25 AREIA A	26 COSTA F	41 CAPDEVILLE G	79 COSTA M	2:49	+1	
8 ITURIZZA V	13 SALVADOR S	25 AREIA A	26 COSTA F	79 COSTA M	82 FRADE L	96 TONICHER P	0:02	0	
8 ITURIZZA V	13 SALVADOR S	20 NEVES M	23 BRANQUINHO D	25 AREIA A	26 COSTA F	96 TONICHER P	0:03	0	
8 ITURIZZA V	13 SALVADOR S	23 BRANQUINHO D	25 AREIA A	79 COSTA M	82 FRADE L	96 TONICHER P	0:03	0	
8 ITURIZZA V	13 SALVADOR S	14 SILVA R	25 AREIA A	26 COSTA F	41 CAPDEVILLE G	79 COSTA M	0:04	0	
8 ITURIZZA V	13 SALVADOR S	14 SILVA R	23 BRANQUINHO D	25 AREIA A	26 COSTA F	41 CAPDEVILLE G	0:04	0	
13 SALVADOR S	14 SILVA R	25 AREIA A	26 COSTA F	79 COSTA M	82 FRADE L	96 TONICHER P	0:04	0	
8 ITURIZZA V	13 SALVADOR S	23 BRANQUINHO D	25 AREIA A	66 GOMES J	82 FRADE L	96 TONICHER P	0:04	0	
13 SALVADOR S	20 NEVES M	23 BRANQUINHO D	25 AREIA A	41 CAPDEVILLE G	66 GOMES J	86 BRANDAO R	0:04	0	
8 ITURIZZA V	23 BRANQUINHO D	25 AREIA A	26 COSTA F	41 CAPDEVILLE G	79 COSTA M	82 FRADE L	0:05	0	
8 ITURIZZA V	13 SALVADOR S	20 NEVES M	23 BRANQUINHO D	25 AREIA A	66 GOMES J	86 BRANDAO R	0:05	0	
8 ITURIZZA V	13 SALVADOR S	23 BRANQUINHO D	25 AREIA A	26 COSTA F	41 CAPDEVILLE G	79 COSTA M	0:06	0	
8 ITURIZZA V	13 SALVADOR S	23 BRANQUINHO D	25 AREIA A	26 COSTA F	79 COSTA M	96 TONICHER P	0:06	0	
8 ITURIZZA V	13 SALVADOR S	23 BRANQUINHO D	25 AREIA A	26 COSTA F	66 GOMES J	82 FRADE L	0:06	0	
20 NEVES M	23 BRANQUINHO D	25 AREIA A	26 COSTA F	41 CAPDEVILLE G	82 FRADE L	86 BRANDAO R	0:09	0	
8 ITURIZZA V	23 BRANQUINHO D	25 AREIA A	26 COSTA F	79 COSTA M	82 FRADE L	96 TONICHER P	0:10	0	
8 ITURIZZA V	13 SALVADOR S	20 NEVES M	23 BRANQUINHO D	26 COSTA F	66 GOMES J	86 BRANDAO R	0:10	0	
8 ITURIZZA V	13 SALVADOR S	23 BRANQUINHO D	25 AREIA A	41 CAPDEVILLE G	66 GOMES J	82 FRADE L	0:12	0	

OFFICIAL PARTNERS



EHF PARTNERS



NATIONAL SUPPLIERS



Main Round Group I

Line-Up Analysis

Herning

Attendance: 11.807

Match No: 40

FRA 46 - 38 POR

POR - Portugal

Score development								Time Played	G Diff.
8 ITURIZZA V	14 SILVA R	20 NEVES M	25 AREIA A	26 COSTA F	41 CAPDEVILLE G	79 COSTA M	0:14	0	
13 SALVADOR S	20 NEVES M	25 AREIA A	26 COSTA F	79 COSTA M	82 FRADE L	96 TONICHER P	0:14	0	
8 ITURIZZA V	13 SALVADOR S	23 BRANQUINHO D	25 AREIA A	26 COSTA F	41 CAPDEVILLE G	82 FRADE L	0:16	0	
8 ITURIZZA V	13 SALVADOR S	14 SILVA R	20 NEVES M	21 FERNANDES L	66 GOMES J	82 FRADE L	0:18	0	
13 SALVADOR S	14 SILVA R	23 BRANQUINHO D	25 AREIA A	26 COSTA F	79 COSTA M	82 FRADE L	0:20	0	
13 SALVADOR S	20 NEVES M	23 BRANQUINHO D	25 AREIA A	26 COSTA F	82 FRADE L	86 BRANDAO R	0:20	0	
8 ITURIZZA V	13 SALVADOR S	21 FERNANDES L	25 AREIA A	66 GOMES J	82 FRADE L	96 TONICHER P	0:24	0	
8 ITURIZZA V	13 SALVADOR S	20 NEVES M	23 BRANQUINHO D	25 AREIA A	26 COSTA F	82 FRADE L	0:25	0	
13 SALVADOR S	14 SILVA R	20 NEVES M	25 AREIA A	26 COSTA F	41 CAPDEVILLE G	79 COSTA M	0:27	0	
8 ITURIZZA V	13 SALVADOR S	14 SILVA R	20 NEVES M	25 AREIA A	41 CAPDEVILLE G	79 COSTA M	0:28	0	
13 SALVADOR S	14 SILVA R	25 AREIA A	66 GOMES J	79 COSTA M	82 FRADE L	96 TONICHER P	0:29	0	
8 ITURIZZA V	13 SALVADOR S	14 SILVA R	20 NEVES M	25 AREIA A	66 GOMES J	82 FRADE L	0:32	0	
8 ITURIZZA V	13 SALVADOR S	14 SILVA R	20 NEVES M	66 GOMES J	82 FRADE L	96 TONICHER P	0:35	0	
8 ITURIZZA V	13 SALVADOR S	14 SILVA R	23 BRANQUINHO D	25 AREIA A	41 CAPDEVILLE G	82 FRADE L	0:37	0	
20 NEVES M	23 BRANQUINHO D	25 AREIA A	26 COSTA F	66 GOMES J	82 FRADE L	86 BRANDAO R	1:03	0	
8 ITURIZZA V	14 SILVA R	23 BRANQUINHO D	25 AREIA A	26 COSTA F	79 COSTA M	96 TONICHER P	1:04	0	
13 SALVADOR S	20 NEVES M	23 BRANQUINHO D	26 COSTA F	41 CAPDEVILLE G	82 FRADE L	86 BRANDAO R	3:02	0	
13 SALVADOR S	20 NEVES M	23 BRANQUINHO D	25 AREIA A	41 CAPDEVILLE G	82 FRADE L	86 BRANDAO R	6:51	0	
8 ITURIZZA V	13 SALVADOR S	20 NEVES M	25 AREIA A	79 COSTA M	82 FRADE L	96 TONICHER P	0:06	-1	
8 ITURIZZA V	13 SALVADOR S	25 AREIA A	66 GOMES J	79 COSTA M	82 FRADE L	96 TONICHER P	0:11	-1	
8 ITURIZZA V	13 SALVADOR S	14 SILVA R	25 AREIA A	26 COSTA F	41 CAPDEVILLE G	82 FRADE L	0:19	-1	
13 SALVADOR S	14 SILVA R	23 BRANQUINHO D	25 AREIA A	41 CAPDEVILLE G	82 FRADE L	86 BRANDAO R	0:21	-1	
8 ITURIZZA V	13 SALVADOR S	20 NEVES M	23 BRANQUINHO D	25 AREIA A	41 CAPDEVILLE G	79 COSTA M	0:22	-1	
8 ITURIZZA V	20 NEVES M	23 BRANQUINHO D	25 AREIA A	26 COSTA F	41 CAPDEVILLE G	82 FRADE L	0:25	-1	
14 SILVA R	20 NEVES M	25 AREIA A	26 COSTA F	79 COSTA M	82 FRADE L	96 TONICHER P	0:27	-1	
8 ITURIZZA V	13 SALVADOR S	20 NEVES M	25 AREIA A	26 COSTA F	82 FRADE L	96 TONICHER P	0:30	-1	
8 ITURIZZA V	14 SILVA R	20 NEVES M	25 AREIA A	66 GOMES J	82 FRADE L	96 TONICHER P	0:33	-1	
8 ITURIZZA V	13 SALVADOR S	14 SILVA R	23 BRANQUINHO D	25 AREIA A	41 CAPDEVILLE G	79 COSTA M	0:36	-1	
8 ITURIZZA V	13 SALVADOR S	20 NEVES M	23 BRANQUINHO D	26 COSTA F	41 CAPDEVILLE G	86 BRANDAO R	0:38	-1	
13 SALVADOR S	14 SILVA R	23 BRANQUINHO D	25 AREIA A	26 COSTA F	82 FRADE L	96 TONICHER P	0:46	-1	
13 SALVADOR S	20 NEVES M	23 BRANQUINHO D	25 AREIA A	41 CAPDEVILLE G	79 COSTA M	82 FRADE L	0:51	-1	
13 SALVADOR S	14 SILVA R	20 NEVES M	25 AREIA A	26 COSTA F	82 FRADE L	96 TONICHER P	0:51	-1	
8 ITURIZZA V	20 NEVES M	21 FERNANDES L	25 AREIA A	66 GOMES J	82 FRADE L	96 TONICHER P	0:51	-1	
8 ITURIZZA V	13 SALVADOR S	14 SILVA R	25 AREIA A	79 COSTA M	82 FRADE L	96 TONICHER P	0:55	-1	
8 ITURIZZA V	13 SALVADOR S	20 NEVES M	23 BRANQUINHO D	25 AREIA A	82 FRADE L	96 TONICHER P	1:16	-2	
8 ITURIZZA V	13 SALVADOR S	14 SILVA R	23 BRANQUINHO D	25 AREIA A	82 FRADE L	96 TONICHER P	1:43	-2	
8 ITURIZZA V	13 SALVADOR S	14 SILVA R	25 AREIA A	66 GOMES J	82 FRADE L	96 TONICHER P	2:09	-2	
8 ITURIZZA V	13 SALVADOR S	20 NEVES M	23 BRANQUINHO D	25 AREIA A	41 CAPDEVILLE G	82 FRADE L	6:29	-3	
8 ITURIZZA V	13 SALVADOR S	20 NEVES M	25 AREIA A	26 COSTA F	41 CAPDEVILLE G	82 FRADE L	2:20	-4	

Empty Goal								Time Played	GF	GA
13 SALVADOR S	20 NEVES M	23 BRANQUINHO D	25 AREIA A	66 GOMES J	82 FRADE L	86 BRANDAO R	2:25	3	1	
8 ITURIZZA V	13 SALVADOR S	14 SILVA R	20 NEVES M	23 BRANQUINHO D	25 AREIA A	82 FRADE L	2:19	2	1	
13 SALVADOR S	14 SILVA R	20 NEVES M	23 BRANQUINHO D	25 AREIA A	82 FRADE L	86 BRANDAO R	1:25	3	0	
8 ITURIZZA V	13 SALVADOR S	14 SILVA R	21 FERNANDES L	66 GOMES J	82 FRADE L	86 BRANDAO R	1:16	2	1	
20 NEVES M	23 BRANQUINHO D	25 AREIA A	26 COSTA F	66 GOMES J	82 FRADE L	86 BRANDAO R	1:03	0	0	
13 SALVADOR S	23 BRANQUINHO D	25 AREIA A	26 COSTA F	66 GOMES J	82 FRADE L	86 BRANDAO R	0:54	1	0	
8 ITURIZZA V	13 SALVADOR S	23 BRANQUINHO D	25 AREIA A	26 COSTA F	66 GOMES J	86 BRANDAO R	0:46	1	0	
8 ITURIZZA V	14 SILVA R	20 NEVES M	21 FERNANDES L	25 AREIA A	66 GOMES J	82 FRADE L	0:39	2	0	
8 ITURIZZA V	13 SALVADOR S	14 SILVA R	20 NEVES M	25 AREIA A	66 GOMES J	82 FRADE L	0:32	0	0	
8 ITURIZZA V	13 SALVADOR S	20 NEVES M	23 BRANQUINHO D	25 AREIA A	26 COSTA F	82 FRADE L	0:25	0	0	
8 ITURIZZA V	13 SALVADOR S	14 SILVA R	23 BRANQUINHO D	25 AREIA A	26 COSTA F	82 FRADE L	0:23	1	0	
13 SALVADOR S	14 SILVA R	23 BRANQUINHO D	25 AREIA A	26 COSTA F	79 COSTA M	82 FRADE L	0:20	0	0	

OFFICIAL PARTNERS



EHF PARTNERS



NATIONAL SUPPLIERS



Main Round Group I

Match No: 40

Line-Up Analysis
FRA 46 - 38 POR

Herning
Attendance: 11.807

POR - Portugal

Empty Goal								Time Played	GF	GA
13 SALVADOR S	20 NEVES M	23 BRANQUINHO D	25 AREIA A	26 COSTA F	82 FRADE L	86 BRANDAO R	0:20	0	0	
8 ITURIZZA V	13 SALVADOR S	14 SILVA R	20 NEVES M	21 FERNANDES L	66 GOMES J	82 FRADE L	0:18	0	0	
8 ITURIZZA V	13 SALVADOR S	20 NEVES M	23 BRANQUINHO D	26 COSTA F	66 GOMES J	86 BRANDAO R	0:10	0	0	
8 ITURIZZA V	13 SALVADOR S	23 BRANQUINHO D	25 AREIA A	26 COSTA F	66 GOMES J	82 FRADE L	0:06	0	0	
8 ITURIZZA V	13 SALVADOR S	20 NEVES M	23 BRANQUINHO D	25 AREIA A	66 GOMES J	86 BRANDAO R	0:05	0	0	

Legend:
G Diff. Goals Difference

OFFICIAL PARTNERS



EHF PARTNERS



NATIONAL SUPPLIERS

