

Start List

Match No: 60

NED - POR

Referees: HANSEN Mads (DEN) / MADSEN Jesper (DEN)
Reserve Referees: SCHULZE Robert (GER) / TÖNNIES Tobias (GER)

EHF Supervisor: COHEN Shlomo (ISR)
EHF Observer: SONDORS Zigmars (LAT)
Timekeeper: BLOCK Rainer (GER)
Scorekeeper: BUSS Michael (GER)

NED - Netherlands

No.	Name	Pos.	Height m	Int. Matches		Competition Statistics							
				MP	G	MP	G	7mG	YC	2Min	RC	S	7mS
1	RAVENSBERGEN Bart	GK	1.90	104	16	6	2					53	2
30	VERSTEIJNEN Arjan	GK	1.93	26	1	6						7	
3	STAVAST Ivar	CB	1.91	43	53	6	5						
5	TEN VELDE Rutger	LW	1.78	65	176	6	38	18					
6	BLAAUW Niko	LB	1.90	11	2								
7	SCHOENAKER Robin	LB	1.98	55	8	6			3	7			
11	SLUIJTERS Iso	RB	1.92	114	195	6	4			2			
14	SCHAGEN Bobby	RW	1.90	135	406	6	13						
15	KOOIJ Lars	P	1.99	18	28	6	17			4			
17	GEENEN Kaj	LW	1.84	14	10	6	9			1			
20	VERSTEIJNEN Niels Gerardus	RB	2.00	43	81	6	35	2		1			
21	KLEIJKERS Martijn	P	1.88	3	1	3	1						
22	STEINS Luc	CB	1.73	109	309	6	19			1			
23	SMITS Jorn	LB	1.93	69	94	2							
27	SMIT Alec	RW	1.82	55	65	6	5						
28	CLAESSENS Tim	P	1.97	15	4	6	3			4			
(NN)	BAIJENS Dani	CB	1.82	79	213	6	26			1			
(NN)	BENGHANEM Samir	P	1.94	68	126	3	9			1			
(NN)	HOUTEPEN Thomas	CB	1.83	11	10	4	5						
(NN)	van ZUNDERT Janik	RB	1.91	3	0								
Headcoach	OLSSON Staffan (SWE)			Bench/Team						1			

NED Played		
PR	GEO	34 - 29
PR	BIH	36 - 20
PR	SWE	28 - 29
MR	DEN	27 - 39
MR	NOR	32 - 35
MR	SLO	34 - 37
MR	POR	23 JAN

POR - Portugal

No.	Name	Pos.	Height m	Int. Matches		Competition Statistics							
				MP	G	MP	G	7mG	YC	2Min	RC	S	7mS
16	RÉMA MARQUES Diogo	GK	1.89	12	1	6						34	5
41	CAPDEVILLE Gustavo	GK	1.90	48	0	6						31	4
4	PORTELA Pedro	RW	1.84	138	461	6	23	11		1			
5	DUARTE Gilberto	LB	1.97	122	313	6	7						
10	MARTINS Miguel	CB	1.93	100	230	6	12						
14	SILVA Rui	CB	1.85	131	231	5	7						
21	FERNANDES Leonel	LW	1.91	44	87	6	13			2			
24	CAVALCANTI Alexandre	LB	2.01	80	98	6	5			7			
25	AREIA António	RW	1.89	91	265	6	5	3					
26	COSTA Francisco	RB	1.89	24	90	6	27	6					
30	SILVA Fábio	P	1.91	6	7	6	7						
31	SALVADOR Salvador	LB	1.98	21	40	6	13			3			
51	OLIVEIRA Pedro	LW	1.88	15	19	6	2			3			
55	NAZARÉ Joaquim	RB	1.84	10	13	6	6			1			
79	COSTA Martim	CB	1.88	22	81	6	46						
82	FRADE Luís	P	1.93	64	116	6	17		1	3			
(NN)	BRANDÃO Ricardo	P	1.99	7	8								
(NN)	VIEIRA Goncalo	CB	1.90	6	13	1	1						
Headcoach	PEREIRA Paulo			Bench/Team						2			

POR Played		
PR	GRE	31 - 24
PR	CZE	30 - 27
PR	DEN	27 - 37
MR	NOR	37 - 32
MR	SLO	33 - 30
MR	SWE	33 - 40
MR	NED	23 JAN

Notes:
Players below the bold line are not playing in this match.

Legend:							
(NN)	Not nominated	2Min	2-Minute Suspensions	7mG	7-metre Goals	7mS	7-metre Saves
CB	Centre Back	G	Goals	GK	Goalkeeper	LB	Left Back
LW	Left Wing	MP	Matches Played	MR	Main Round	P	Line Player
Pos	Position	PR	Preliminary Round	RB	Right Back	S	Saves
RC	Red Cards (Direct and after 3rd 2-Minute Suspension)	RW	Right Wing				
YC	Yellow Cards						

Main Round Group II

TUE 23 JAN 2024
Start Time: 15:30

Hamburg

Attendance: 8.868

Results

Match No: 60

NED 33 - 33 POR

(17 - 15) (16 - 18)

Referees: HANSEN Mads (DEN) / MADSEN Jesper (DEN)

Netherlands

Coach: OLSSON Staffan

Time outs: 3

No.	Name	Total			Goals / Shots							Punishments			TP	
		Goals	Shots	%	7m	6m	Wing	BT	FB	FTO	9m	EG	YC	RC		2M
1	RAVENSBERGEN Bart															56:59
3	STAVAST Ivar	4	6	67		2/4		1/1		1/1						38:43
5	TEN VELDE Rutger	7	7	100	3/3	1/1	2/2		1/1							37:52
6	BLAAUW Niko	1	1	100							1/1					13:49
7	SCHOENAKER Robin														1	31:09
11	SLUIJTERS Iso	2	2	100		1/1				1/1					1	24:35
14	SCHAGEN Bobby	4	8	50		0/1	4/7									30:26
15	KOOIJ Lars	1	3	33			1/3									25:22
17	GEENEN Kaj	0	1	0				0/1								9:32
20	VERSTEIJNEN Niels Gerardus	4	8	50		3/3			0/1	1/1	0/3			1		39:33
21	KLEIJKERS Martijn	3	4	75		3/4										21:13
22	STEINS Luc	2	2	100		1/1		1/1								43:56
23	SMITS Jorn	3	6	50		3/6										21:38
27	SMIT Alec	1	3	33			0/2		1/1							12:39
28	CLAESSENS Tim	1	2	50		0/1				1/1						12:19
30	VERSTEIJNEN Arjan															0:15
Totals		33	53	62	3/3	15/25	6/12	2/2	2/3	4/4	1/4			1	2	60:00

No.	Name	Total			Saves / Shots						
		Saves	Shots	%	7m	6m	Wing	BT	FB	FTO	9m
1	RAVENSBERGEN Bart	14	44	32	0/3	8/21	3/5	0/6	0/3	0/1	3/5
30	VERSTEIJNEN Arjan	0	2	0	0/2						
EG			1								
Totals		14	47	30	0/5	8/21	3/5	0/6	0/3	0/1	3/5

Portugal

Coach: PEREIRA Paulo

Time outs: 2

No.	Name	Total			Goals / Shots							Punishments			TP	
		Goals	Shots	%	7m	6m	Wing	BT	FB	FTO	9m	EG	YC	RC		2M
4	PORTELA Pedro	1	1	100			1/1									11:48
5	DUARTE Gilberto															18:24
10	MARTINS Miguel	2	2	100				1/1			1/1				1	20:07
14	SILVA Rui	1	2	50		1/2										24:27
16	REMA MARQUES Diogo															45:57
21	FERNANDES Leonel	1	2	50			1/2									26:13
24	CAVALCANTI Alexandre															32:36
25	AREIA António	7	9	78	5/5		0/2		1/1	1/1						46:08
26	COSTA Francisco	3	8	38		0/2		2/2			1/4					39:56
30	SILVA Fábio	1	2	50		1/2										5:38
31	SALVADOR Salvador	1	4	25		0/1										31:45
41	CAPDEVILLE Gustavo										1/1					12:02
51	OLIVEIRA Pedro															28:51
55	NAZARÉ Joaquim	0	1	0							0/1					2:55
79	COSTA Martim	8	15	53		4/7		3/3	1/1		0/4					37:47
82	FRADE Luís	8	11	73		7/10			1/1							35:26
Totals		33	57	58	5/5	13/24	2/5	6/6	3/3	1/1	2/12	1/1			2	60:00

No.	Name	Total			Saves / Shots						
		Saves	Shots	%	7m	6m	Wing	BT	FB	FTO	9m
16	REMA MARQUES Diogo	15	41	37	0/1	8/20	5/9	0/2	1/3	0/4	1/2
41	CAPDEVILLE Gustavo	1	8	13	0/2	0/3	1/3				
Totals		16	49	33	0/3	8/23	6/12	0/2	1/3	0/4	1/2

Attacks

Team	All		Player Majority		Player Minority		Position Attacks		FB		Ind. FB		Team FB		TO	TO %
	G/Att.	%	G/Att.	%	G/Att.	%	G/Att.	%	G/Att.	%	G/Att.	%	G/Att.	%		
NED	33/57	58	1/3	33	1/3	33	27/50	54	2/3	67	1/1	100	1/2	50	10	18
POR	33/58	57	4/4	100	1/2	50	28/53	53	3/3	100			3/3	100	5	9

RUNNING SCORE

NED - POR	
1st Half	
0 (1) 1	FRADE L
1 (2) 1	STAVAST I
1 (3) 2	FERNANDES L
2 (4) 2	STEINS L
3 (6) 2	STAVAST I
4 (7) 2	SCHAGEN B
4 (7) 3	AREIA A
5 (9) 3	VERSTEIJNEN N
5 (9) 4	AREIA A
5 (10) 5	FRADE L
6 (10) 5	STAVAST I
6 (11) 6	COSTA M
7 (11) 6	TEN VELDE R
7 (12) 7	SILVA R
8 (12) 7	STEINS L
9 (13) 7	TEN VELDE R
9 (14) 8	FRADE L
10 (14) 8	CLAESSENS T
10 (15) 9	AREIA A
10 (16) 10	SILVA F
11 (18) 10	SMITS J
11 (20) 11	AREIA A
12 (22) 11	SMIT A
13 (24) 11	KLEIJKERS M
13 (26) 12	COSTA M
14 (26) 12	SMITS J
14 (26) 13	AREIA A
15 (27) 13	SLUIJTERS I
15 (27) 14	COSTA M
16 (27) 14	SLUIJTERS I
16 (29) 15	AREIA A
17 (30) 15	KLEIJKERS M
2nd Half	
18 (31) 15	VERSTEIJNEN N
18 (32) 16	FRADE L
19 (34) 16	TEN VELDE R
19 (36) 17	COSTA M
20 (36) 17	TEN VELDE R
20 (36) 18	AREIA A
21 (37) 18	KOOIJ L
21 (38) 19	COSTA M
21 (39) 20	SALVADOR S
22 (39) 20	BLAAUW N
22 (40) 21	COSTA F
23 (40) 21	VERSTEIJNEN N
23 (42) 22	COSTA M
24 (43) 22	TEN VELDE R
24 (43) 23	COSTA M
24 (44) 24	FRADE L
25 (44) 24	SCHAGEN B
25 (45) 25	FRADE L
26 (46) 25	SCHAGEN B
26 (46) 26	FRADE L
27 (48) 26	KLEIJKERS M
27 (50) 27	COSTA F
28 (50) 27	STAVAST I
28 (51) 28	MARTINS M
28 (52) 29	PORTELA P
29 (53) 29	TEN VELDE R
29 (53) 30	FRADE L
30 (53) 30	SCHAGEN B
30 (54) 31	COSTA M
30 (55) 32	MARTINS M
31 (57) 32	TEN VELDE R
31 (58) 33	COSTA F
32 (59) 33	VERSTEIJNEN N
33 (60) 33	SMITS J

Legend:							
%	Efficiency	2M	2-Minute Suspensions	6m	6-metre Shots	7m	7-metre Penalty Shots
9m	9-metre Shots	BT	Breakthroughs	EG	Empty Goal	FB	Fast Breaks
FTO	Fast Throw off	G/Att.	Goals/Attacks	Ind.	Individual	No.	Uniform Number
RC	Red Cards (Direct and after 3rd 2-Minute Suspension)	TO	Turnover	TP	Time Played		
Wing	Wing Shots	YC	Yellow Cards				

TUE 23 JAN 2024
Start Time: 15:30

Main Round Group II

Hamburg

Match Team Statistics
Match No: 60

NED 33 - 33 POR
(17 - 15) (16 - 18)

Referees: HANSEN Mads (DEN) / MADSEN Jesper (DEN)

NED - Netherlands

Coach: OLSSON Staffan (SWE)

Time outs: 3

No.	Name	Total			All Goals / Shots								Punishments				Offence			Defence			TP	
		Goals	Shots	%	7m	7m%	6m	Wing	BT	FB	FTO	9m	EG	YC	RC	2M	2+2	AS	R7	TO/TF	ST	BS		P7
1	RAVENSBERGEN Bart																	1						56:59
3	STAVAST Ivar	4	6	67			2/4		1/1		1/1							1		/ 2				38:43
5	TEN VELDE Rutger	7	7	100	3/3	100	1/1	2/2		1/1														37:52
6	BLAAUW Niko	1	1	100							1/1												1	13:49
7	SCHOENAKER Robin																						4	31:09
11	SLUIJTERS Iso	2	2	100			1/1				1/1													24:35
14	SCHAGEN Bobby	4	8	50			0/1	4/7														1		30:26
15	KOOIJ Lars	1	3	33			1/3											1	1		1	1		25:22
17	GEENEN Kaj	0	1	0				0/1																9:32
20	VERSTEIJNEN Niels Gerardus	4	8	50			3/3			0/1	1/1	0/3		1				8	2	2 / 1				39:33
21	KLEIJKERS Martijn	3	4	75			3/4															1		21:13
22	STEINS Luc	2	2	100			1/1		1/1									3		1				43:56
23	SMITS Jorn	3	6	50			3/6											1		2 / 1				21:38
27	SMIT Alec	1	3	33				0/2		1/1										/ 1	1			12:39
28	CLAESSENS Tim	1	2	50			0/1				1/1													12:19
30	VERSTEIJNEN Arjan																							0:15
Totals		33	53	62	3/3	100	15/25	6/12	2/2	2/3	4/4	1/4		1		2		17	3	5 / 5	3	2	5	

No.	Name	Total			All Saves / Shots										
		Saves	Shots	%	7m	7m%	6m	Wing	BT	FB	FTO	9m	9m%	NS	NS%
1	RAVENSBERGEN Bart	14	44	32	0/3	0	8/21	3/5	0/6	0/3	0/1	3/5	60	11/32	34
30	VERSTEIJNEN Arjan	0	2	0	0/2	0									
EG			1												
Totals		14	47	30	0/5	0	8/21	3/5	0/6	0/3	0/1	3/5	60	11/32	34

Attacks

Team	All		Player Majority		Player Minority		Position Attacks		FB		Ind. FB		Team FB		TO	TO %
	G/Att.	%	G/Att.	%	G/Att.	%	G/Att.	%	G/Att.	%	G/Att.	%	G/Att.	%		
NED	33/57	58	1/3	33	1/3	33	27/50	54	2/3	67	1/1	100	1/2	50	10	18

Team Shots

	Goals	Saves	Missed	Post	Blocked	Total	%	Prop %
6m Shots	15	8	2			25	60	47
Wing Shots	6	6				12	50	23
L R	2 4	1 5				3 9	67 44	6 17
9m Shots	1	1			2	4	25	8
L C R	1	1			1 1	2 2	50 0	0 4 4
7m Penalty Throws	3					3	100	6
Fast Breaks	2	1				3	67	6
Breakthroughs	2					2	100	4
Totals	33	16	2		2	53	62	100

Legend:	
%	Efficiency
9m	9-metre Shots
EG	Empty Goal
L	Left
R	Right
TP	Time Played
2M	2-Minute Suspensions
AS	Assists
FB	Fast Breaks
NS	Near Shots
RC	Red Cards (Direct and after 3rd 2-Minute Suspension)
Wing	Wing Shots
2+2	2+2 Minute Suspensions
BS	Blocked Shots
FTO	Fast Throw off
P7	Penalty 7-metre Fouls
YC	Yellow Cards
6m	6-metre Shots
BT	Breakthroughs
G/Att.	Goals/Attacks
Prop %	Proportion of Goals
ST	Steals
7m	7-metre Penalty Shots
C	Center
Ind.	Individual
R7	Received 7-metre Fouls
TO/TF	Turnover/Technical Faults

TUE 23 JAN 2024
Start Time: 15:30

Main Round Group II

Hamburg

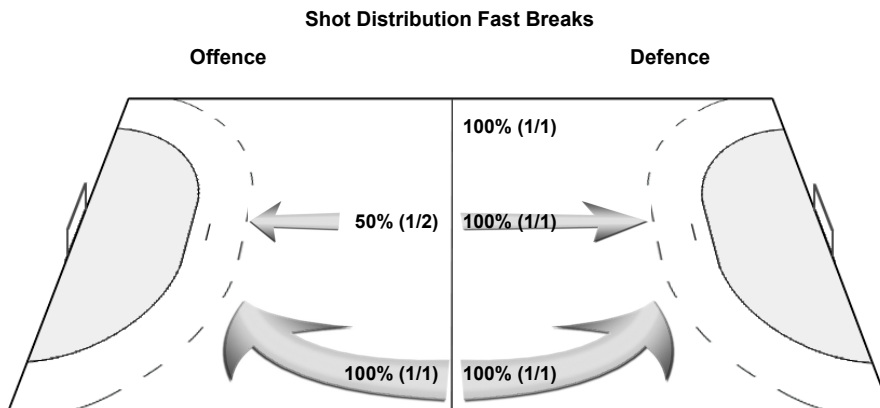

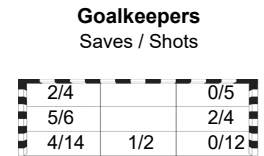
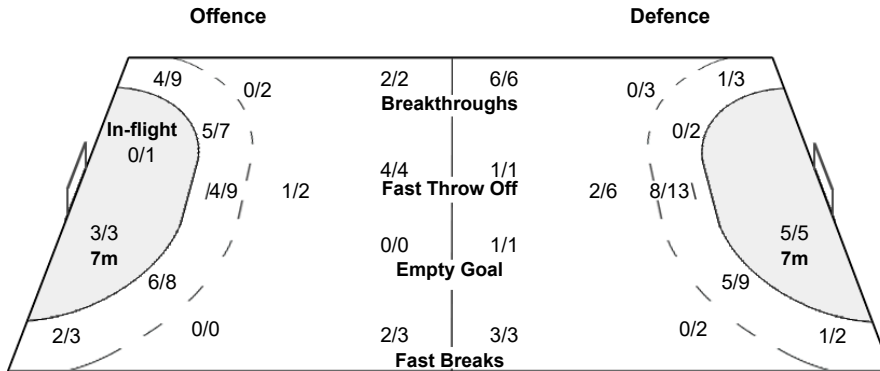
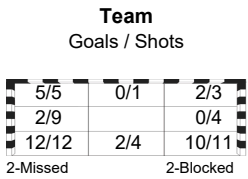
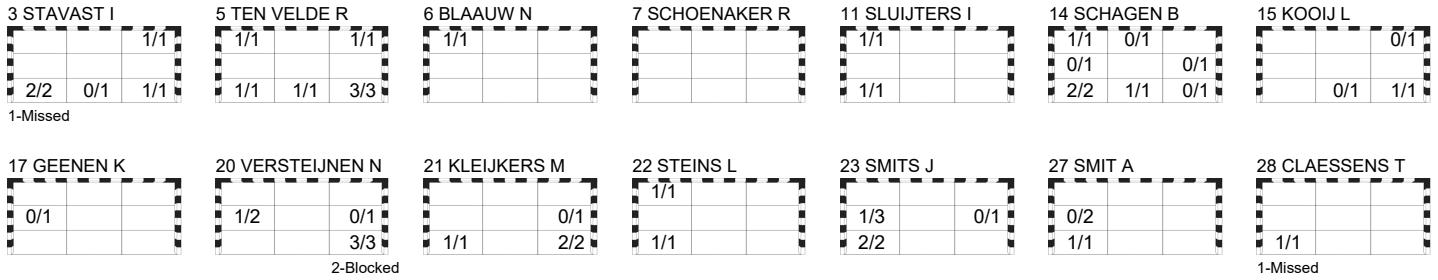
Match Team Statistics
Match No: 60

NED 33 - 33 POR
(17 - 15) (16 - 18)

Referees: HANSEN Mads (DEN) / MADSEN Jesper (DEN)

NED - Netherlands

Overview of Shot Distribution



TUE 23 JAN 2024
Start Time: 15:30

Main Round Group II

Hamburg

Match Team Statistics

Match No: 60

NED 33 - 33 POR

(17 - 15) (16 - 18)

Referees: HANSEN Mads (DEN) / MADSEN Jesper (DEN)

POR - Portugal

Coach: PEREIRA Paulo

Time outs: 2

No.	Name	Total			All Goals / Shots								Punishments				Offence			Defence			TP	
		Goals	Shots	%	7m	7m%	6m	Wing	BT	FB	FTO	9m	EG	YC	RC	2M	2+2	AS	R7	TO/TF	ST	BS		P7
4	PORTELA Pedro	1	1	100				1/1																11:48
5	DUARTE Gilberto																	2			1			18:24
10	MARTINS Miguel	2	2	100					1/1		1/1					1		5						20:07
14	SILVA Rui	1	2	50			1/2											3	2					24:27
16	REMA MARQUES Diogo																							45:57
21	FERNANDES Leonel	1	2	50				1/2																26:13
24	CAVALCANTI Alexandre																	1		2	1	1	2	32:36
25	AREIA António	7	9	78	5/5	100		0/2		1/1	1/1													46:08
26	COSTA Francisco	3	8	38			0/2		2/2			1/4						2		1				39:56
30	SILVA Fábio	1	2	50			1/2																	5:38
31	SALVADOR Salvador	1	4	25			0/1				0/2	1/1			1		1		1		1	1		31:45
41	CAPDEVILLE Gustavo																							12:02
51	OLIVEIRA Pedro																							28:51
55	NAZARÉ Joaquim	0	1	0							0/1													2:55
79	COSTA Martim	8	15	53			4/7		3/3	1/1		0/4					2	1				1		37:47
82	FRADE Luís	8	11	73			7/10			1/1							2	2	1					35:26
Totals		33	57	58	5/5	100	13/24	2/5	6/6	3/3	1/1	2/12	1/1			2		18	5	5	3	2	3	

No.	Name	Total			All Saves / Shots										
		Saves	Shots	%	7m	7m%	6m	Wing	BT	FB	FTO	9m	9m%	NS	NS%
16	REMA MARQUES Diogo	15	41	37	0/1	0	8/20	5/9	0/2	1/3	0/4	1/2	50	13/31	42
41	CAPDEVILLE Gustavo	1	8	13	0/2	0	0/3	1/3						1/6	17
Totals		16	49	33	0/3	0	8/23	6/12	0/2	1/3	0/4	1/2	50	14/37	38

Attacks

Team	All		Player Majority		Player Minority		Position Attacks		FB		Ind. FB		Team FB		TO	TO %
	G/Att.	%	G/Att.	%	G/Att.	%	G/Att.	%	G/Att.	%	G/Att.	%	G/Att.	%		
POR	33/58	57	4/4	100	1/2	50	28/53	53	3/3	100			3/3	100	5	9

Team Shots

	Goals	Saves	Missed	Post	Blocked	Total	%	Prop %
6m Shots	13	8	2	1		24	54	42
Wing Shots	2	3				5	40	9
L R	1 1	1 2				2 3	50 33	4 5
9m Shots	2	3	2	3	2	12	17	21
L C R	2	1 2	1 1	1 1 1	1	2 6 3	0 33 0	4 11 5
7m Penalty Throws	5					5	100	9
Fast Breaks	3					3	100	5
Breakthroughs	6					6	100	11
Totals	33	14	4	4	2	57	58	100

Legend:			
%	Efficiency	2M	2-Minute Suspensions
9m	9-metre Shots	AS	Assists
EG	Empty Goal	FB	Fast Breaks
L	Left	NS	Near Shots
R	Right	RC	Red Cards (Direct and after 3rd 2-Minute Suspension)
TP	Time Played	Wing	Wing Shots
2+2	2+2 Minute Suspensions	BT	Blocked Shots
6m	6-metre Shots	FTO	Fast Throw off
G/Att.	Goals/Attacks	P7	Penalty 7-metre Fouls
Prop %	Proportion of Goals	YC	Yellow Cards
7m	7-metre Penalty Shots		
C	Center		
Ind.	Individual		
R7	Received 7-metre Fouls		
TO/TF	Turnover/Technical Faults		

Match Team Statistics

Match No: 60

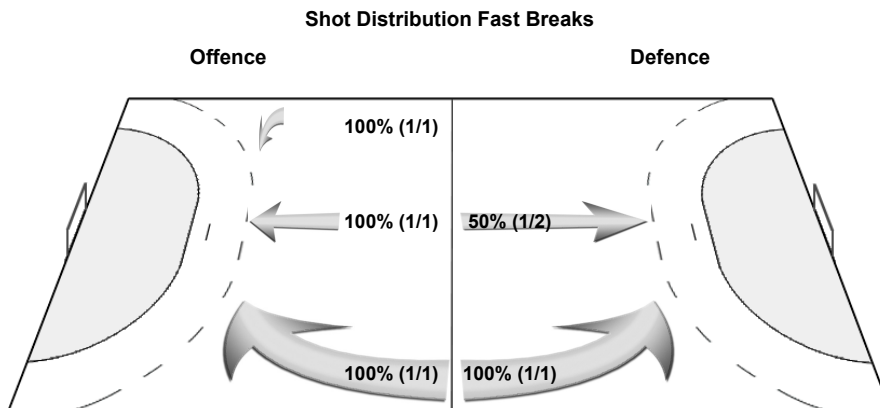

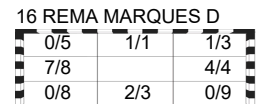
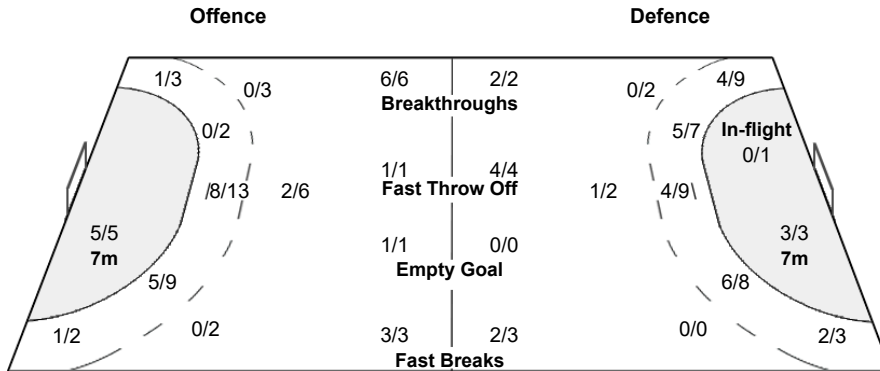

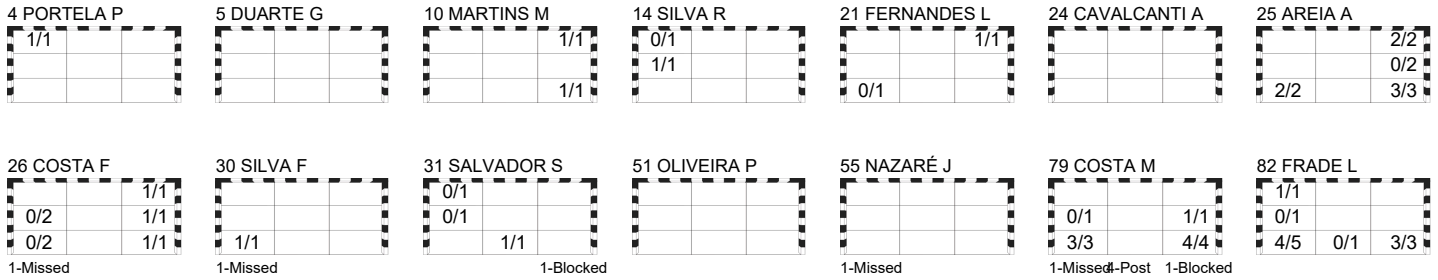
NED 33 - 33 POR

(17 - 15) (16 - 18)

Referees: HANSEN Mads (DEN) / MADSEN Jesper (DEN)

POR - Portugal

Overview of Shot Distribution



Play by Play

Match No: 60

NED 33 - 33 POR

(17 - 15) (16 - 18)

Referees: HANSEN Mads (DEN) / MADSEN Jesper (DEN)

NED	1 RAVENSBERGEN Bart	3 STAVAST Ivar	5 TEN VELDE Rutger	A WONG Wai
	6 BLAAUW Niko	7 SCHOENAKER Robin	11 SLUIJTERS Iso	B OLSSON Staffan
	14 SCHAGEN Bobby	15 KOOIJ Lars	17 GEENEN Kaj	C EIJLERS Gerrie
	20 VERSTEIJNEN Niels Gerardus	21 KLEIJKERS Martijn	22 STEINS Luc	E DEKKER Rian
	23 SMITS Jorn	27 SMIT Alec	28 CLAESSENS Tim	
	30 VERSTEIJNEN Arjan			
POR	4 PORTELA Pedro	5 DUARTE Gilberto	10 MARTINS Miguel	A FIDALGO Paulo
	14 SILVA Rui	16 REMA MARQUES Diogo	21 FERNANDES Leonel	B PEREIRA Paulo
	24 CAVALCANTI Alexandre	25 AREIA António	26 COSTA Francisco	C FERREIRA Telmo
	30 SILVA Fábio	31 SALVADOR Salvador	41 CAPDEVILLE Gustavo	D CATARINO Paulo
	51 OLIVEIRA Pedro	55 NAZARÉ Joaquim	79 COSTA Martim	
	82 FRADE Luís			

1st HALF

Match Time	NED - Netherlands	Score	Lead	POR - Portugal
0:00	1 RAVENSBERGEN B Goalkeeper			16 REMA MARQUES D Goalkeeper
0:43		0 - 1	-1	82 FRADE L Goal centre 6m bottom left (79 COSTA M), 100.11 km/h
1:16	3 STAVAST I Goal left 6m bottom right	1 - 1	0	
1:56				79 COSTA M Shot right 6m post
2:23				25 AREIA A Shot right wing saved middle right
2:31	14 SCHAGEN B Shot right 6m saved middle left			
2:43		1 - 2	-1	21 FERNANDES L Goal left wing top right (26 COSTA F), 102.01 km/h
3:09	22 STEINS L Goal right 6m top left	2 - 2	0	
3:50				79 COSTA M Shot left 6m saved middle left
4:14	20 VERSTEIJNEN N Shot right 9m saved middle right			
4:24	15 KOOIJ L Shot centre 6m saved bottom centre			
4:56	20 VERSTEIJNEN N Shot right 9m blocked			79 COSTA M Block
5:12	3 STAVAST I Goal breakthrough top right, 75.97 km/h	3 - 2	+1	
5:22	15 KOOIJ L Steal			31 SALVADOR S Turnover
5:32	20 VERSTEIJNEN N Shot fast break saved middle left			
5:43				79 COSTA M Shot left 6m missed
6:20	14 SCHAGEN B Goal right wing top left (20 VERSTEIJNEN N), 89.26 km/h	4 - 2	+2	
6:34	7 SCHOENAKER R 7m caused			82 FRADE L 7m received
6:50		4 - 3	+1	25 AREIA A Goal Penalty shot top right (82 FRADE L), 101.57 km/h
7:48				31 SALVADOR S 2-minutes suspension
8:01	20 VERSTEIJNEN N Goal right 6m bottom right	5 - 3	+2	
8:10				26 COSTA F for 16 REMA MARQUES D Empty goal
8:23				Team timeout
8:47	7 SCHOENAKER R 7m caused			82 FRADE L 7m received
8:47				16 REMA MARQUES D for 14 SILVA R Goalkeeper back
8:47		5 - 4	+1	25 AREIA A Goal Penalty shot bottom left (82 FRADE L), 98.51 km/h
9:06	15 KOOIJ L Shot centre 6m saved top right			
9:18				14 SILVA R for 16 REMA MARQUES D Empty goal
9:49		5 - 5	0	82 FRADE L Goal centre 6m bottom right (26 COSTA F), 106.28 km/h
9:56				16 REMA MARQUES D for 14 SILVA R Goalkeeper back
9:59	3 STAVAST I Goal fast throw off bottom left, 84.55 km/h	6 - 5	+1	
10:14		6 - 6	0	79 COSTA M Goal left 6m bottom left
10:30	15 KOOIJ L 7m received			24 CAVALCANTI A 7m caused
10:49	5 TEN VELDE R Goal Penalty shot bottom right (15 KOOIJ L), 95.61 km/h	7 - 6	+1	
11:19		7 - 7	0	14 SILVA R Goal left 6m middle left
11:42	22 STEINS L Goal breakthrough bottom left, 97.14 km/h	8 - 7	+1	
11:54				79 COSTA M Shot left 9m post
12:36	20 VERSTEIJNEN N 7m received			24 CAVALCANTI A 7m caused
12:38				41 CAPDEVILLE G for 16 REMA MARQUES D Goalkeeper Substitution
12:38	5 TEN VELDE R Goal Penalty shot bottom left (20 VERSTEIJNEN N), 104.37 km/h	9 - 7	+2	
12:52				16 REMA MARQUES D for 41 CAPDEVILLE G Goalkeeper Substitution
13:27		9 - 8	+1	82 FRADE L Goal centre 6m top left (14 SILVA R), 108.40 km/h
13:36	28 CLAESSENS T Goal fast throw off bottom left (22 STEINS L), 107.12 km/h	10 - 8	+2	
14:15	7 SCHOENAKER R 7m caused			14 SILVA R 7m received
14:19	30 VERSTEIJNEN A for 1 RAVENSBERGEN B Goalkeeper Substitution			
14:19		10 - 9	+1	25 AREIA A Goal Penalty shot bottom right (14 SILVA R), 86.87 km/h
14:26	1 RAVENSBERGEN B for 30 VERSTEIJNEN A Goalkeeper Substitution			
15:10	14 SCHAGEN B Shot right wing saved top centre			
15:20	20 VERSTEIJNEN N Warning (yellow card)			
15:48		10 - 10	0	30 SILVA F Goal centre 6m bottom left (24 CAVALCANTI A), 98.58 km/h
16:30	28 CLAESSENS T Shot centre 6m missed			
17:05				26 COSTA F Shot left 9m missed

Play by Play

Match No: 60

NED 33 - 33 POR

(17 - 15) (16 - 18)

1st HALF

Match Time	NED - Netherlands	Score	Lead	POR - Portugal
17:18	17 GEENEN K Shot left wing saved middle left			
17:51	23 SMITS J Goal left 6m bottom left	11 - 10	+1	
18:27				24 CAVALCANTI A Turnover
18:38	27 SMIT A Shot right wing saved middle left			
18:46				30 SILVA F Shot centre 6m missed
19:30	23 SMITS J Turnover			24 CAVALCANTI A Steal
19:39		11 - 11	0	25 AREIA A Goal fast break bottom right (5 DUARTE G), 99.87 km/h
20:31	23 SMITS J Shot right 6m saved middle right			
20:39				31 SALVADOR S Shot centre 6m saved middle left
20:47	23 SMITS J Shot left 6m saved middle left			
20:57	27 SMIT A Steal			24 CAVALCANTI A Turnover
21:06	27 SMIT A Goal individual fast break bottom left	12 - 11	+1	
21:39				14 SILVA R Shot left 6m saved top left
22:02				26 COSTA F Shot centre 9m saved bottom left
22:16	23 SMITS J Shot left 6m saved middle left			
22:52				31 SALVADOR S Shot right 9m saved top left
23:05	Team timeout			
23:28	21 KLEIJKERS M Goal right 6m bottom left (11 SLUIJTERS I)	13 - 11	+2	
24:32				55 NAZARÉ J Shot centre 9m missed
24:39	27 SMIT A Technical Fault			
24:49				21 FERNANDES L Shot left wing saved bottom left
24:58	23 SMITS J Turnover			5 DUARTE G Steal
25:07		13 - 12	+1	79 COSTA M Goal fast break middle right, 119.73 km/h
25:19	23 SMITS J Goal centre 6m middle left, 96.42 km/h	14 - 12	+2	
25:29		14 - 13	+1	25 AREIA A Goal fast throw off bottom right (5 DUARTE G), 104.26 km/h
26:01	11 SLUIJTERS I Goal right 6m top left	15 - 13	+2	
26:39		15 - 14	+1	79 COSTA M Goal breakthrough bottom right, 106.00 km/h
26:49	11 SLUIJTERS I Goal fast throw off bottom left, 99.50 km/h	16 - 14	+2	
27:17				79 COSTA M Shot centre 9m post
27:28	27 SMIT A Shot right wing saved middle left			
28:09	21 KLEIJKERS M Shot centre 6m saved middle right			
28:18	7 SCHOENAKER R 7m caused			14 SILVA R 7m received
28:30		16 - 15	+1	25 AREIA A Goal Penalty shot top right (14 SILVA R), 107.00 km/h
29:49	21 KLEIJKERS M Goal centre 6m bottom right (11 SLUIJTERS I), 98.92 km/h	17 - 15	+2	
30:00	21 KLEIJKERS M Block			79 COSTA M Shot centre 9m blocked

2nd HALF

Match Time	NED - Netherlands	Score	Lead	POR - Portugal
30:00	1 RAVENSBERGEN B Goalkeeper			16 REMA MARQUES D Goalkeeper
30:43	20 VERSTEIJNEN N Goal right 6m bottom right	18 - 15	+3	
31:21		18 - 16	+2	82 FRADE L Goal centre 6m bottom right (10 MARTINS M), 88.99 km/h
32:05	3 STAVAST I Shot centre 6m saved bottom centre			
32:16	3 STAVAST I Technical Fault			
32:46				82 FRADE L Shot centre 6m saved bottom left
33:30				26 COSTA F Shot right 9m saved middle left
33:36	5 TEN VELDE R Goal fast break bottom right (1 RAVENSBERGEN B), 88.49 km/h	19 - 16	+3	
34:04				26 COSTA F Shot centre 6m saved bottom left
34:15	14 SCHAGEN B Shot right wing saved middle right			
34:23	14 SCHAGEN B Steal			82 FRADE L Turnover
34:54	20 VERSTEIJNEN N Turnover			
35:01		19 - 17	+2	79 COSTA M Goal left 6m bottom right
35:12	5 TEN VELDE R Goal left wing top right (3 STAVAST I), 92.00 km/h	20 - 17	+3	
35:26	6 BLAAUW N 7m caused			79 COSTA M 7m received
35:33	30 VERSTEIJNEN A for 1 RAVENSBERGEN B Goalkeeper Substitution			
35:33		20 - 18	+2	25 AREIA A Goal Penalty shot bottom left (79 COSTA M), 104.36 km/h
35:41	1 RAVENSBERGEN B for 30 VERSTEIJNEN A Goalkeeper Substitution			
36:14	15 KOOIJ L Goal left 6m bottom right (20 VERSTEIJNEN N)	21 - 18	+3	
36:45	7 SCHOENAKER R 2-minutes suspension			
37:07		21 - 19	+2	79 COSTA M Goal breakthrough bottom right, 93.76 km/h
37:17	14 SCHAGEN B for 1 RAVENSBERGEN B Empty goal			
38:01	20 VERSTEIJNEN N Turnover			31 SALVADOR S Steal
38:10		21 - 20	+1	31 SALVADOR S Goal empty goal bottom centre, 118.99 km/h
38:38	6 BLAAUW N Goal centre 9m top left, 112.94 km/h	22 - 20	+2	
38:40	1 RAVENSBERGEN B for 14 SCHAGEN B Goalkeeper back			
39:12		22 - 21	+1	26 COSTA F Goal breakthrough middle right, 95.74 km/h
39:21	20 VERSTEIJNEN N Goal fast throw off bottom right, 94.27 km/h	23 - 21	+2	

Play by Play

Match No: 60

NED 33 - 33 POR

(17 - 15) (16 - 18)

2nd HALF

Match Time	NED - Netherlands	Score	Lead	POR - Portugal
39:21				10 MARTINS M 2-minutes suspension
39:28				14 SILVA R for 16 REMA MARQUES D Empty goal
39:50				25 AREIA A Shot right wing saved middle right
39:53				16 REMA MARQUES D for 51 OLIVEIRA P Goalkeeper back
40:46	3 STAVAST I Shot flying throw missed			
41:11				51 OLIVEIRA P for 16 REMA MARQUES D Empty goal
41:32				16 REMA MARQUES D for 10 MARTINS M Goalkeeper back
41:34		23 - 22	+1	79 COSTA M Goal left 6m bottom left
42:07	5 TEN VELDE R Goal left 6m top left (20 VERSTEIJNEN N)	24 - 22	+2	
42:18		24 - 23	+1	79 COSTA M Goal left 6m bottom right
43:18	20 VERSTEIJNEN N Shot centre 9m blocked			24 CAVALCANTI A Block
43:37		24 - 24	0	82 FRADE L Goal fast break bottom left (31 SALVADOR S), 125.29 km/h
43:42	Team timeout			
43:59	14 SCHAGEN B Goal right wing bottom left (20 VERSTEIJNEN N), 99.11 km/h	25 - 24	+1	
44:50		25 - 25	0	82 FRADE L Goal centre 6m bottom left (10 MARTINS M), 101.63 km/h
45:26	14 SCHAGEN B Goal right wing bottom centre (20 VERSTEIJNEN N), 87.30 km/h	26 - 25	+1	
45:56		26 - 26	0	82 FRADE L Goal centre 6m bottom left (10 MARTINS M), 105.65 km/h
46:05	3 STAVAST I Technical Fault			
46:56				26 COSTA F Shot right 6m saved middle left
47:32				79 COSTA M Shot right 9m post
47:55	21 KLEIJKERS M Goal centre 6m bottom right (22 STEINS L), 86.59 km/h	27 - 26	+1	
48:12				41 CAPDEVILLE G for 16 REMA MARQUES D Goalkeeper Substitution
49:05		27 - 27	0	26 COSTA F Goal breakthrough top right, 106.49 km/h
49:41	3 STAVAST I Goal left 6m bottom left (22 STEINS L)	28 - 27	+1	
50:15		28 - 28	0	10 MARTINS M Goal centre 9m top right, 125.08 km/h
50:25	20 VERSTEIJNEN N Technical Fault			
51:02		28 - 29	-1	4 PORTELA P Goal right wing top left (10 MARTINS M), 108.07 km/h
51:40	20 VERSTEIJNEN N 7m received			31 SALVADOR S 7m caused
52:02	5 TEN VELDE R Goal Penalty shot bottom centre (20 VERSTEIJNEN N), 107.38 km/h	29 - 29	0	
52:36		29 - 30	-1	82 FRADE L Goal centre 6m bottom right (10 MARTINS M), 98.75 km/h
52:48	14 SCHAGEN B Goal right wing bottom left (20 VERSTEIJNEN N), 110.11 km/h	30 - 30	0	
52:59	11 SLUIJTERS I 2-minutes suspension			
53:21		30 - 31	-1	79 COSTA M Goal breakthrough bottom left, 111.27 km/h
53:32	22 STEINS L for 1 RAVENSBERGEN B Empty goal			
53:52	22 STEINS L Turnover			
53:54	1 RAVENSBERGEN B for 20 VERSTEIJNEN N Goalkeeper back			
54:23		30 - 32	-2	10 MARTINS M Goal breakthrough bottom right, 112.34 km/h
54:35	22 STEINS L for 1 RAVENSBERGEN B Empty goal			
55:02	1 RAVENSBERGEN B for 11 SLUIJTERS I Goalkeeper back			
55:22	14 SCHAGEN B Shot right wing saved bottom right			
55:55				26 COSTA F Turnover
56:01	5 TEN VELDE R Goal left wing bottom right (23 SMITS J), 100.21 km/h	31 - 32	-1	
56:38				82 FRADE L Shot left 6m saved middle left
56:48	23 SMITS J Technical Fault			
57:52		31 - 33	-2	26 COSTA F Goal centre 9m bottom right, 119.82 km/h
58:16	15 KOUIJ L for 1 RAVENSBERGEN B Empty goal			
58:22	20 VERSTEIJNEN N Goal centre 6m middle left, 114.05 km/h	32 - 33	-1	
58:24	1 RAVENSBERGEN B for 22 STEINS L Goalkeeper back			
58:42				Team timeout
59:12				82 FRADE L Shot centre 6m saved bottom centre
59:23	21 KLEIJKERS M for 1 RAVENSBERGEN B Empty goal			
59:35	Team timeout			
59:49	1 RAVENSBERGEN B for 14 SCHAGEN B Goalkeeper back			
59:49	23 SMITS J Goal left 6m bottom left	33 - 33	0	
60:00				79 COSTA M for 41 CAPDEVILLE G Empty goal
60:00	15 KOUIJ L Block			31 SALVADOR S Shot direct free throw blocked

Empty Goal Analysis
Match No: 60

Hamburg

NED 33 - 33 POR
(17 - 15) (16 - 18)

Referees: HANSEN Mads (DEN) / MADSEN Jesper (DEN)

ATTACKS DURING OWN EMPTY GOAL SITUATION

Players on Court	Attacks		Goals		Saves		Missed		Blocked		Post		Turnovers		Scoring Efficiency		Goals Against	
	NED	POR	NED	POR	NED	POR	NED	POR	NED	POR	NED	POR	NED	POR	NED	POR	NED	POR
7 Against 6	3	3	2	2	1						1				67	67		
6 Against 6	3	1	1				1						2		33	0	1	
Others																		
Total:	6	4	3	2	1	1					1		2		50	50	1	

GOALS/ATTACKS DURING OWN EMPTY GOAL SITUATION - ANALYSIS OF OCCURRENCE (in 5 min intervals)

Players on Court	1st Half												
	0-5		5-10		10-15		15-20		20-25		25-30		
	NED	POR	NED	POR	NED	POR	NED	POR	NED	POR	NED	POR	
7 Against 6				1/1									
6 Against 6													
Others													
Total:				1/1									

Players on Court	2nd Half											
	30-35		35-40		40-45		45-50		50-55		55-60	
	NED	POR	NED	POR	NED	POR	NED	POR	NED	POR	NED	POR
7 Against 6						1/1						2/3
6 Against 6			1/2	0/1					0/1			
Others												
Total:			1/2	0/1		1/1			0/1			2/3

GOALS/ATTACKS DURING OWN EMPTY GOAL SITUATION - ANALYSIS BY DURATION

Team	<15 sec.	15-30 sec.	30-45 sec.	45-60 sec.	>60 sec.
NED	1/1	2/3	0/1	0/1	
POR	0/1	1/2	1/1		

SUBSTITUTION SUMMARY

Players	NED	POR
Goalkeeper <-> Goalkeeper	4	3
Court Player <-> Goalkeeper	10	9
Court Player <-> Court Player	135	160
Total:	149	172

Line-Up Analysis

Match No: 60

Hamburg

Attendance: 8.868

NED 33 - 33 POR

NED - Netherlands

Lineup efficiency								Time Played	GF	GA
1 RAVENSBERGEN B	3 STAVAST I	5 TEN VELDE R	14 SCHAGEN B	15 KOOIJ L	20 VERSTEIJNEN N	22 STEINS L	7:58	8	1	
1 RAVENSBERGEN B	3 STAVAST I	7 SCHOENAKER R	14 SCHAGEN B	15 KOOIJ L	20 VERSTEIJNEN N	22 STEINS L	5:26	0	6	
1 RAVENSBERGEN B	3 STAVAST I	5 TEN VELDE R	7 SCHOENAKER R	11 SLUIJTERS I	21 KLEIJKERS M	22 STEINS L	3:24	0	4	
1 RAVENSBERGEN B	3 STAVAST I	5 TEN VELDE R	6 BLAAUW N	7 SCHOENAKER R	15 KOOIJ L	20 VERSTEIJNEN N	3:19	2	1	
1 RAVENSBERGEN B	5 TEN VELDE R	7 SCHOENAKER R	11 SLUIJTERS I	21 KLEIJKERS M	22 STEINS L	23 SMITS J	3:17	1	2	
1 RAVENSBERGEN B	3 STAVAST I	5 TEN VELDE R	6 BLAAUW N	14 SCHAGEN B	15 KOOIJ L	20 VERSTEIJNEN N	3:14	3	1	
1 RAVENSBERGEN B	3 STAVAST I	7 SCHOENAKER R	14 SCHAGEN B	20 VERSTEIJNEN N	22 STEINS L	28 CLAESSENS T	3:08	0	3	
1 RAVENSBERGEN B	11 SLUIJTERS I	17 GEENEN K	22 STEINS L	23 SMITS J	27 SMIT A	28 CLAESSENS T	2:31	1	1	
1 RAVENSBERGEN B	3 STAVAST I	5 TEN VELDE R	14 SCHAGEN B	20 VERSTEIJNEN N	22 STEINS L	28 CLAESSENS T	2:08	2	0	
1 RAVENSBERGEN B	6 BLAAUW N	11 SLUIJTERS I	17 GEENEN K	21 KLEIJKERS M	23 SMITS J	27 SMIT A	2:07	2	0	
1 RAVENSBERGEN B	3 STAVAST I	5 TEN VELDE R	14 SCHAGEN B	20 VERSTEIJNEN N	21 KLEIJKERS M	22 STEINS L	1:59	3	0	
1 RAVENSBERGEN B	6 BLAAUW N	7 SCHOENAKER R	11 SLUIJTERS I	21 KLEIJKERS M	23 SMITS J	27 SMIT A	1:40	0	2	
1 RAVENSBERGEN B	7 SCHOENAKER R	11 SLUIJTERS I	22 STEINS L	23 SMITS J	27 SMIT A	28 CLAESSENS T	1:38	0	0	
1 RAVENSBERGEN B	11 SLUIJTERS I	17 GEENEN K	21 KLEIJKERS M	22 STEINS L	23 SMITS J	27 SMIT A	1:33	3	1	
1 RAVENSBERGEN B	7 SCHOENAKER R	11 SLUIJTERS I	21 KLEIJKERS M	22 STEINS L	23 SMITS J	27 SMIT A	1:31	0	1	
3 STAVAST I	5 TEN VELDE R	6 BLAAUW N	7 SCHOENAKER R	14 SCHAGEN B	15 KOOIJ L	20 VERSTEIJNEN N	1:23	1	1	
1 RAVENSBERGEN B	5 TEN VELDE R	14 SCHAGEN B	20 VERSTEIJNEN N	21 KLEIJKERS M	22 STEINS L	23 SMITS J	1:18	1	0	
1 RAVENSBERGEN B	3 STAVAST I	14 SCHAGEN B	17 GEENEN K	20 VERSTEIJNEN N	22 STEINS L	28 CLAESSENS T	1:05	0	0	
1 RAVENSBERGEN B	5 TEN VELDE R	7 SCHOENAKER R	11 SLUIJTERS I	20 VERSTEIJNEN N	21 KLEIJKERS M	23 SMITS J	1:04	1	2	
1 RAVENSBERGEN B	3 STAVAST I	5 TEN VELDE R	11 SLUIJTERS I	17 GEENEN K	21 KLEIJKERS M	22 STEINS L	0:54	0	0	
1 RAVENSBERGEN B	3 STAVAST I	5 TEN VELDE R	7 SCHOENAKER R	11 SLUIJTERS I	15 KOOIJ L	22 STEINS L	0:49	0	1	
5 TEN VELDE R	11 SLUIJTERS I	14 SCHAGEN B	20 VERSTEIJNEN N	21 KLEIJKERS M	22 STEINS L	23 SMITS J	0:49	0	0	
1 RAVENSBERGEN B	7 SCHOENAKER R	20 VERSTEIJNEN N	22 STEINS L	23 SMITS J	27 SMIT A	28 CLAESSENS T	0:45	0	0	
1 RAVENSBERGEN B	3 STAVAST I	5 TEN VELDE R	6 BLAAUW N	15 KOOIJ L	17 GEENEN K	20 VERSTEIJNEN N	0:45	0	1	
1 RAVENSBERGEN B	3 STAVAST I	5 TEN VELDE R	6 BLAAUW N	7 SCHOENAKER R	11 SLUIJTERS I	15 KOOIJ L	0:37	0	0	
1 RAVENSBERGEN B	5 TEN VELDE R	7 SCHOENAKER R	11 SLUIJTERS I	20 VERSTEIJNEN N	22 STEINS L	23 SMITS J	0:37	0	0	
1 RAVENSBERGEN B	17 GEENEN K	20 VERSTEIJNEN N	22 STEINS L	23 SMITS J	27 SMIT A	28 CLAESSENS T	0:36	1	0	
1 RAVENSBERGEN B	3 STAVAST I	5 TEN VELDE R	6 BLAAUW N	7 SCHOENAKER R	11 SLUIJTERS I	20 VERSTEIJNEN N	0:32	0	1	
1 RAVENSBERGEN B	3 STAVAST I	5 TEN VELDE R	7 SCHOENAKER R	20 VERSTEIJNEN N	21 KLEIJKERS M	22 STEINS L	0:29	0	1	
1 RAVENSBERGEN B	3 STAVAST I	5 TEN VELDE R	7 SCHOENAKER R	11 SLUIJTERS I	20 VERSTEIJNEN N	23 SMITS J	0:27	0	0	
5 TEN VELDE R	14 SCHAGEN B	15 KOOIJ L	20 VERSTEIJNEN N	21 KLEIJKERS M	22 STEINS L	23 SMITS J	0:20	1	0	
1 RAVENSBERGEN B	5 TEN VELDE R	7 SCHOENAKER R	14 SCHAGEN B	20 VERSTEIJNEN N	22 STEINS L	28 CLAESSENS T	0:14	1	0	
5 TEN VELDE R	14 SCHAGEN B	15 KOOIJ L	20 VERSTEIJNEN N	22 STEINS L	23 SMITS J	27 SMIT A	0:14	0	0	
1 RAVENSBERGEN B	3 STAVAST I	5 TEN VELDE R	11 SLUIJTERS I	14 SCHAGEN B	15 KOOIJ L	20 VERSTEIJNEN N	0:11	0	0	
1 RAVENSBERGEN B	5 TEN VELDE R	11 SLUIJTERS I	14 SCHAGEN B	20 VERSTEIJNEN N	21 KLEIJKERS M	23 SMITS J	0:10	0	0	
1 RAVENSBERGEN B	3 STAVAST I	5 TEN VELDE R	11 SLUIJTERS I	15 KOOIJ L	20 VERSTEIJNEN N	22 STEINS L	0:09	0	1	
1 RAVENSBERGEN B	5 TEN VELDE R	11 SLUIJTERS I	20 VERSTEIJNEN N	21 KLEIJKERS M	22 STEINS L	23 SMITS J	0:09	0	0	
1 RAVENSBERGEN B	5 TEN VELDE R	7 SCHOENAKER R	11 SLUIJTERS I	15 KOOIJ L	21 KLEIJKERS M	23 SMITS J	0:09	0	0	
3 STAVAST I	5 TEN VELDE R	6 BLAAUW N	7 SCHOENAKER R	15 KOOIJ L	20 VERSTEIJNEN N	30 VERSTEIJNEN A	0:08	0	1	
1 RAVENSBERGEN B	3 STAVAST I	5 TEN VELDE R	14 SCHAGEN B	20 VERSTEIJNEN N	22 STEINS L	23 SMITS J	0:08	1	0	
1 RAVENSBERGEN B	5 TEN VELDE R	14 SCHAGEN B	15 KOOIJ L	20 VERSTEIJNEN N	21 KLEIJKERS M	23 SMITS J	0:08	0	0	
3 STAVAST I	7 SCHOENAKER R	14 SCHAGEN B	20 VERSTEIJNEN N	22 STEINS L	28 CLAESSENS T	30 VERSTEIJNEN A	0:07	0	1	
1 RAVENSBERGEN B	3 STAVAST I	5 TEN VELDE R	11 SLUIJTERS I	14 SCHAGEN B	15 KOOIJ L	22 STEINS L	0:07	0	0	
1 RAVENSBERGEN B	5 TEN VELDE R	7 SCHOENAKER R	15 KOOIJ L	20 VERSTEIJNEN N	22 STEINS L	23 SMITS J	0:07	0	0	
1 RAVENSBERGEN B	3 STAVAST I	5 TEN VELDE R	7 SCHOENAKER R	14 SCHAGEN B	20 VERSTEIJNEN N	28 CLAESSENS T	0:06	0	0	
1 RAVENSBERGEN B	3 STAVAST I	5 TEN VELDE R	7 SCHOENAKER R	15 KOOIJ L	20 VERSTEIJNEN N	22 STEINS L	0:06	0	0	
1 RAVENSBERGEN B	5 TEN VELDE R	7 SCHOENAKER R	20 VERSTEIJNEN N	21 KLEIJKERS M	22 STEINS L	23 SMITS J	0:06	0	0	
1 RAVENSBERGEN B	5 TEN VELDE R	11 SLUIJTERS I	14 SCHAGEN B	22 STEINS L	23 SMITS J	23 SMITS J	0:05	0	0	
1 RAVENSBERGEN B	3 STAVAST I	5 TEN VELDE R	6 BLAAUW N	11 SLUIJTERS I	14 SCHAGEN B	15 KOOIJ L	0:04	0	0	
1 RAVENSBERGEN B	5 TEN VELDE R	14 SCHAGEN B	15 KOOIJ L	20 VERSTEIJNEN N	22 STEINS L	23 SMITS J	0:04	0	0	
1 RAVENSBERGEN B	5 TEN VELDE R	15 KOOIJ L	20 VERSTEIJNEN N	22 STEINS L	23 SMITS J	27 SMIT A	0:04	1	0	
1 RAVENSBERGEN B	11 SLUIJTERS I	17 GEENEN K	21 KLEIJKERS M	22 STEINS L	23 SMITS J	28 CLAESSENS T	0:01	0	0	

Score development								Time Played	G Diff.
1 RAVENSBERGEN B	3 STAVAST I	5 TEN VELDE R	14 SCHAGEN B	15 KOOIJ L	20 VERSTEIJNEN N	22 STEINS L	7:58	+7	
1 RAVENSBERGEN B	3 STAVAST I	5 TEN VELDE R	14 SCHAGEN B	20 VERSTEIJNEN N	21 KLEIJKERS M	22 STEINS L	1:59	+3	
1 RAVENSBERGEN B	11 SLUIJTERS I	17 GEENEN K	21 KLEIJKERS M	22 STEINS L	23 SMITS J	27 SMIT A	1:33	+2	
1 RAVENSBERGEN B	6 BLAAUW N	11 SLUIJTERS I	17 GEENEN K	21 KLEIJKERS M	23 SMITS J	27 SMIT A	2:07	+2	
1 RAVENSBERGEN B	3 STAVAST I	5 TEN VELDE R	14 SCHAGEN B	20 VERSTEIJNEN N	22 STEINS L	28 CLAESSENS T	2:08	+2	
1 RAVENSBERGEN B	3 STAVAST I	5 TEN VELDE R	6 BLAAUW N	14 SCHAGEN B	15 KOOIJ L	20 VERSTEIJNEN N	3:14	+2	
1 RAVENSBERGEN B	5 TEN VELDE R	15 KOOIJ L	20 VERSTEIJNEN N	22 STEINS L	23 SMITS J	27 SMIT A	0:04	+1	
1 RAVENSBERGEN B	3 STAVAST I	5 TEN VELDE R	14 SCHAGEN B	20 VERSTEIJNEN N	22 STEINS L	23 SMITS J	0:08	+1	
1 RAVENSBERGEN B	5 TEN VELDE R	7 SCHOENAKER R	14 SCHAGEN B	20 VERSTEIJNEN N	22 STEINS L	28 CLAESSENS T	0:14	+1	
5 TEN VELDE R	14 SCHAGEN B	15 KOOIJ L	20 VERSTEIJNEN N	21 KLEIJKERS M	22 STEINS L	23 SMITS J	0:20	+1	
1 RAVENSBERGEN B	17 GEENEN K	20 VERSTEIJNEN N	22 STEINS L	23 SMITS J	27 SMIT A	28 CLAESSENS T	0:36	+1	
1 RAVENSBERGEN B	5 TEN VELDE R	14 SCHAGEN B	20 VERSTEIJNEN N	21 KLEIJKERS M	22 STEINS L	23 SMITS J	1:18	+1	
1 RAVENSBERGEN B	3 STAVAST I	5 TEN VELDE R	6 BLAAUW N	7 SCHOENAKER R	15 KOOIJ L	20 VERSTEIJNEN N	3:19	+1	
1 RAVENSBERGEN B	11 SLUIJTERS I	17 GEENEN K	21 KLEIJKERS M	22 STEINS L	23 SMITS J	28 CLAESSENS T	0:01	0	
1 RAVENSBERGEN B	3 STAVAST I	5 TEN VELDE R	6 BLAAUW N	11 SLUIJTERS I	14 SCHAGEN B	15 KOOIJ L	0:04	0	

Line-Up Analysis

Match No: 60

Attendance: 8.868

NED 33 - 33 POR

NED - Netherlands

Score development								Time Played	G Diff.
1 RAVENSBERGEN B	5 TEN VELDE R	14 SCHAGEN B	15 KOOIJ L	20 VERSTEIJNEN N	22 STEINS L	23 SMITS J	0:04	0	
1 RAVENSBERGEN B	5 TEN VELDE R	11 SLUIJTERS I	14 SCHAGEN B	21 KLEIJKERS M	22 STEINS L	23 SMITS J	0:05	0	
1 RAVENSBERGEN B	3 STAVAST I	5 TEN VELDE R	7 SCHOENAKER R	14 SCHAGEN B	20 VERSTEIJNEN N	28 CLAESSENS T	0:06	0	
1 RAVENSBERGEN B	3 STAVAST I	5 TEN VELDE R	7 SCHOENAKER R	15 KOOIJ L	20 VERSTEIJNEN N	22 STEINS L	0:06	0	
1 RAVENSBERGEN B	5 TEN VELDE R	7 SCHOENAKER R	20 VERSTEIJNEN N	21 KLEIJKERS M	22 STEINS L	23 SMITS J	0:06	0	
1 RAVENSBERGEN B	3 STAVAST I	5 TEN VELDE R	11 SLUIJTERS I	14 SCHAGEN B	15 KOOIJ L	22 STEINS L	0:07	0	
1 RAVENSBERGEN B	5 TEN VELDE R	7 SCHOENAKER R	15 KOOIJ L	20 VERSTEIJNEN N	22 STEINS L	23 SMITS J	0:07	0	
1 RAVENSBERGEN B	5 TEN VELDE R	14 SCHAGEN B	15 KOOIJ L	20 VERSTEIJNEN N	21 KLEIJKERS M	23 SMITS J	0:08	0	
1 RAVENSBERGEN B	5 TEN VELDE R	11 SLUIJTERS I	20 VERSTEIJNEN N	21 KLEIJKERS M	22 STEINS L	23 SMITS J	0:09	0	
1 RAVENSBERGEN B	5 TEN VELDE R	7 SCHOENAKER R	11 SLUIJTERS I	15 KOOIJ L	21 KLEIJKERS M	23 SMITS J	0:09	0	
1 RAVENSBERGEN B	5 TEN VELDE R	11 SLUIJTERS I	14 SCHAGEN B	20 VERSTEIJNEN N	21 KLEIJKERS M	23 SMITS J	0:10	0	
1 RAVENSBERGEN B	3 STAVAST I	5 TEN VELDE R	11 SLUIJTERS I	14 SCHAGEN B	15 KOOIJ L	20 VERSTEIJNEN N	0:11	0	
5 TEN VELDE R	14 SCHAGEN B	15 KOOIJ L	20 VERSTEIJNEN N	22 STEINS L	23 SMITS J	27 SMIT A	0:14	0	
1 RAVENSBERGEN B	3 STAVAST I	5 TEN VELDE R	7 SCHOENAKER R	11 SLUIJTERS I	20 VERSTEIJNEN N	23 SMITS J	0:27	0	
1 RAVENSBERGEN B	3 STAVAST I	5 TEN VELDE R	6 BLAAUW N	7 SCHOENAKER R	11 SLUIJTERS I	15 KOOIJ L	0:37	0	
1 RAVENSBERGEN B	5 TEN VELDE R	7 SCHOENAKER R	11 SLUIJTERS I	20 VERSTEIJNEN N	22 STEINS L	23 SMITS J	0:37	0	
1 RAVENSBERGEN B	7 SCHOENAKER R	20 VERSTEIJNEN N	22 STEINS L	23 SMITS J	27 SMIT A	28 CLAESSENS T	0:45	0	
5 TEN VELDE R	11 SLUIJTERS I	14 SCHAGEN B	20 VERSTEIJNEN N	21 KLEIJKERS M	22 STEINS L	23 SMITS J	0:49	0	
1 RAVENSBERGEN B	3 STAVAST I	5 TEN VELDE R	11 SLUIJTERS I	17 GEENEN K	21 KLEIJKERS M	22 STEINS L	0:54	0	
1 RAVENSBERGEN B	3 STAVAST I	14 SCHAGEN B	17 GEENEN K	20 VERSTEIJNEN N	22 STEINS L	28 CLAESSENS T	1:05	0	
3 STAVAST I	5 TEN VELDE R	6 BLAAUW N	7 SCHOENAKER R	14 SCHAGEN B	15 KOOIJ L	20 VERSTEIJNEN N	1:23	0	
1 RAVENSBERGEN B	7 SCHOENAKER R	11 SLUIJTERS I	22 STEINS L	23 SMITS J	27 SMIT A	28 CLAESSENS T	1:38	0	
1 RAVENSBERGEN B	11 SLUIJTERS I	17 GEENEN K	22 STEINS L	23 SMITS J	27 SMIT A	28 CLAESSENS T	2:31	0	
3 STAVAST I	7 SCHOENAKER R	14 SCHAGEN B	20 VERSTEIJNEN N	22 STEINS L	28 CLAESSENS T	30 VERSTEIJNEN A	0:07	-1	
3 STAVAST I	5 TEN VELDE R	6 BLAAUW N	7 SCHOENAKER R	15 KOOIJ L	20 VERSTEIJNEN N	30 VERSTEIJNEN A	0:08	-1	
1 RAVENSBERGEN B	3 STAVAST I	5 TEN VELDE R	11 SLUIJTERS I	15 KOOIJ L	20 VERSTEIJNEN N	22 STEINS L	0:09	-1	
1 RAVENSBERGEN B	3 STAVAST I	5 TEN VELDE R	7 SCHOENAKER R	20 VERSTEIJNEN N	21 KLEIJKERS M	22 STEINS L	0:29	-1	
1 RAVENSBERGEN B	3 STAVAST I	5 TEN VELDE R	6 BLAAUW N	7 SCHOENAKER R	11 SLUIJTERS I	20 VERSTEIJNEN N	0:32	-1	
1 RAVENSBERGEN B	3 STAVAST I	5 TEN VELDE R	6 BLAAUW N	15 KOOIJ L	17 GEENEN K	20 VERSTEIJNEN N	0:45	-1	
1 RAVENSBERGEN B	3 STAVAST I	5 TEN VELDE R	7 SCHOENAKER R	11 SLUIJTERS I	15 KOOIJ L	22 STEINS L	0:49	-1	
1 RAVENSBERGEN B	5 TEN VELDE R	7 SCHOENAKER R	11 SLUIJTERS I	20 VERSTEIJNEN N	21 KLEIJKERS M	23 SMITS J	1:04	-1	
1 RAVENSBERGEN B	7 SCHOENAKER R	11 SLUIJTERS I	21 KLEIJKERS M	22 STEINS L	23 SMITS J	27 SMIT A	1:31	-1	
1 RAVENSBERGEN B	5 TEN VELDE R	7 SCHOENAKER R	11 SLUIJTERS I	21 KLEIJKERS M	22 STEINS L	23 SMITS J	3:17	-1	
1 RAVENSBERGEN B	6 BLAAUW N	7 SCHOENAKER R	11 SLUIJTERS I	21 KLEIJKERS M	23 SMITS J	27 SMIT A	1:40	-2	
1 RAVENSBERGEN B	3 STAVAST I	7 SCHOENAKER R	14 SCHAGEN B	20 VERSTEIJNEN N	22 STEINS L	28 CLAESSENS T	3:08	-3	
1 RAVENSBERGEN B	3 STAVAST I	5 TEN VELDE R	7 SCHOENAKER R	11 SLUIJTERS I	21 KLEIJKERS M	22 STEINS L	3:24	-4	
1 RAVENSBERGEN B	3 STAVAST I	7 SCHOENAKER R	14 SCHAGEN B	15 KOOIJ L	20 VERSTEIJNEN N	22 STEINS L	5:26	-6	

Empty Net								Time Played	GF	GA
3 STAVAST I	5 TEN VELDE R	6 BLAAUW N	7 SCHOENAKER R	14 SCHAGEN B	15 KOOIJ L	20 VERSTEIJNEN N	1:23	1	1	
5 TEN VELDE R	11 SLUIJTERS I	14 SCHAGEN B	20 VERSTEIJNEN N	21 KLEIJKERS M	22 STEINS L	23 SMITS J	0:49	0	0	
5 TEN VELDE R	14 SCHAGEN B	15 KOOIJ L	20 VERSTEIJNEN N	21 KLEIJKERS M	22 STEINS L	23 SMITS J	0:20	1	0	
5 TEN VELDE R	14 SCHAGEN B	15 KOOIJ L	20 VERSTEIJNEN N	22 STEINS L	23 SMITS J	27 SMIT A	0:14	0	0	

Line-Up Analysis

Match No: 60

Hamburg

Attendance: 8.868

NED 33 - 33 POR

POR - Portugal

Lineup efficiency								Time Played	GF	GA
10 MARTINS M	16 REMA MARQUES D	25 AREIA A	26 COSTA F	51 OLIVEIRA P	79 COSTA M	82 FRADE L	7:02	5	3	
4 PORTELA P	10 MARTINS M	26 COSTA F	41 CAPDEVILLE G	51 OLIVEIRA P	79 COSTA M	82 FRADE L	5:38	5	1	
16 REMA MARQUES D	21 FERNANDES L	24 CAVALCANTI A	25 AREIA A	31 SALVADOR S	79 COSTA M	82 FRADE L	4:37	2	5	
5 DUARTE G	16 REMA MARQUES D	24 CAVALCANTI A	25 AREIA A	26 COSTA F	31 SALVADOR S	51 OLIVEIRA P	4:28	2	5	
5 DUARTE G	14 SILVA R	16 REMA MARQUES D	21 FERNANDES L	24 CAVALCANTI A	25 AREIA A	31 SALVADOR S	3:48	2	0	
14 SILVA R	16 REMA MARQUES D	21 FERNANDES L	25 AREIA A	26 COSTA F	79 COSTA M	82 FRADE L	3:29	3	0	
16 REMA MARQUES D	24 CAVALCANTI A	25 AREIA A	26 COSTA F	31 SALVADOR S	51 OLIVEIRA P	82 FRADE L	2:26	1	2	
4 PORTELA P	5 DUARTE G	10 MARTINS M	24 CAVALCANTI A	26 COSTA F	31 SALVADOR S	41 CAPDEVILLE G	1:54	0	1	
14 SILVA R	16 REMA MARQUES D	21 FERNANDES L	24 CAVALCANTI A	25 AREIA A	26 COSTA F	30 SILVA F	1:53	1	0	
5 DUARTE G	16 REMA MARQUES D	24 CAVALCANTI A	25 AREIA A	31 SALVADOR S	51 OLIVEIRA P	79 COSTA M	1:31	0	2	
14 SILVA R	16 REMA MARQUES D	21 FERNANDES L	25 AREIA A	30 SILVA F	55 NAZARE J	79 COSTA M	1:16	0	0	
14 SILVA R	21 FERNANDES L	25 AREIA A	26 COSTA F	31 SALVADOR S	79 COSTA M	82 FRADE L	1:15	1	0	
10 MARTINS M	14 SILVA R	16 REMA MARQUES D	24 CAVALCANTI A	25 AREIA A	26 COSTA F	79 COSTA M	1:13	0	0	
5 DUARTE G	16 REMA MARQUES D	21 FERNANDES L	24 CAVALCANTI A	25 AREIA A	31 SALVADOR S	79 COSTA M	1:11	2	2	
14 SILVA R	16 REMA MARQUES D	24 CAVALCANTI A	25 AREIA A	31 SALVADOR S	51 OLIVEIRA P	79 COSTA M	1:08	1	0	
14 SILVA R	16 REMA MARQUES D	21 FERNANDES L	25 AREIA A	26 COSTA F	30 SILVA F	31 SALVADOR S	1:05	0	1	
4 PORTELA P	10 MARTINS M	14 SILVA R	41 CAPDEVILLE G	51 OLIVEIRA P	79 COSTA M	82 FRADE L	1:02	2	0	
4 PORTELA P	14 SILVA R	24 CAVALCANTI A	31 SALVADOR S	41 CAPDEVILLE G	51 OLIVEIRA P	82 FRADE L	0:57	0	1	
14 SILVA R	16 REMA MARQUES D	21 FERNANDES L	24 CAVALCANTI A	25 AREIA A	26 COSTA F	31 SALVADOR S	0:51	0	0	
14 SILVA R	16 REMA MARQUES D	21 FERNANDES L	24 CAVALCANTI A	25 AREIA A	79 COSTA M	82 FRADE L	0:46	0	1	
5 DUARTE G	16 REMA MARQUES D	21 FERNANDES L	24 CAVALCANTI A	26 COSTA F	79 COSTA M	82 FRADE L	0:46	0	0	
10 MARTINS M	14 SILVA R	25 AREIA A	26 COSTA F	51 OLIVEIRA P	79 COSTA M	82 FRADE L	0:46	0	0	
5 DUARTE G	14 SILVA R	16 REMA MARQUES D	21 FERNANDES L	24 CAVALCANTI A	26 COSTA F	31 SALVADOR S	0:43	0	1	
16 REMA MARQUES D	21 FERNANDES L	24 CAVALCANTI A	25 AREIA A	26 COSTA F	79 COSTA M	82 FRADE L	0:40	0	0	
4 PORTELA P	10 MARTINS M	26 COSTA F	31 SALVADOR S	41 CAPDEVILLE G	51 OLIVEIRA P	82 FRADE L	0:37	0	1	
5 DUARTE G	14 SILVA R	16 REMA MARQUES D	25 AREIA A	51 OLIVEIRA P	55 NAZARE J	79 COSTA M	0:35	1	0	
5 DUARTE G	14 SILVA R	16 REMA MARQUES D	21 FERNANDES L	25 AREIA A	31 SALVADOR S	79 COSTA M	0:32	0	1	
14 SILVA R	16 REMA MARQUES D	21 FERNANDES L	24 CAVALCANTI A	25 AREIA A	26 COSTA F	82 FRADE L	0:31	1	0	
14 SILVA R	16 REMA MARQUES D	21 FERNANDES L	25 AREIA A	30 SILVA F	31 SALVADOR S	55 NAZARE J	0:31	0	0	
5 DUARTE G	16 REMA MARQUES D	25 AREIA A	26 COSTA F	31 SALVADOR S	51 OLIVEIRA P	79 COSTA M	0:30	0	0	
10 MARTINS M	16 REMA MARQUES D	24 CAVALCANTI A	25 AREIA A	26 COSTA F	31 SALVADOR S	82 FRADE L	0:28	0	0	
4 PORTELA P	10 MARTINS M	24 CAVALCANTI A	26 COSTA F	31 SALVADOR S	41 CAPDEVILLE G	82 FRADE L	0:25	0	1	
5 DUARTE G	14 SILVA R	16 REMA MARQUES D	21 FERNANDES L	24 CAVALCANTI A	25 AREIA A	82 FRADE L	0:23	0	1	
14 SILVA R	16 REMA MARQUES D	25 AREIA A	30 SILVA F	51 OLIVEIRA P	55 NAZARE J	79 COSTA M	0:23	0	0	
5 DUARTE G	16 REMA MARQUES D	25 AREIA A	26 COSTA F	31 SALVADOR S	51 OLIVEIRA P	82 FRADE L	0:23	1	0	
5 DUARTE G	16 REMA MARQUES D	21 FERNANDES L	24 CAVALCANTI A	25 AREIA A	79 COSTA M	82 FRADE L	0:21	0	1	
14 SILVA R	16 REMA MARQUES D	21 FERNANDES L	24 CAVALCANTI A	25 AREIA A	30 SILVA F	31 SALVADOR S	0:18	0	0	
5 DUARTE G	16 REMA MARQUES D	24 CAVALCANTI A	25 AREIA A	26 COSTA F	51 OLIVEIRA P	82 FRADE L	0:18	0	0	
5 DUARTE G	16 REMA MARQUES D	21 FERNANDES L	25 AREIA A	26 COSTA F	79 COSTA M	82 FRADE L	0:16	0	1	
4 PORTELA P	5 DUARTE G	10 MARTINS M	26 COSTA F	31 SALVADOR S	41 CAPDEVILLE G	79 COSTA M	0:16	0	0	
4 PORTELA P	10 MARTINS M	26 COSTA F	31 SALVADOR S	41 CAPDEVILLE G	79 COSTA M	82 FRADE L	0:16	0	0	
16 REMA MARQUES D	21 FERNANDES L	25 AREIA A	26 COSTA F	31 SALVADOR S	79 COSTA M	82 FRADE L	0:14	1	0	
16 REMA MARQUES D	21 FERNANDES L	24 CAVALCANTI A	26 COSTA F	31 SALVADOR S	79 COSTA M	82 FRADE L	0:14	0	0	
5 DUARTE G	21 FERNANDES L	24 CAVALCANTI A	26 COSTA F	41 CAPDEVILLE G	79 COSTA M	82 FRADE L	0:14	0	1	
4 PORTELA P	10 MARTINS M	14 SILVA R	31 SALVADOR S	41 CAPDEVILLE G	79 COSTA M	82 FRADE L	0:12	0	0	
4 PORTELA P	26 COSTA F	31 SALVADOR S	41 CAPDEVILLE G	51 OLIVEIRA P	79 COSTA M	82 FRADE L	0:12	0	0	
14 SILVA R	16 REMA MARQUES D	25 AREIA A	26 COSTA F	51 OLIVEIRA P	79 COSTA M	82 FRADE L	0:11	1	0	
4 PORTELA P	14 SILVA R	31 SALVADOR S	41 CAPDEVILLE G	51 OLIVEIRA P	79 COSTA M	82 FRADE L	0:11	0	0	
14 SILVA R	16 REMA MARQUES D	24 CAVALCANTI A	25 AREIA A	51 OLIVEIRA P	55 NAZARE J	79 COSTA M	0:10	0	0	
16 REMA MARQUES D	25 AREIA A	26 COSTA F	31 SALVADOR S	51 OLIVEIRA P	79 COSTA M	82 FRADE L	0:09	1	0	
4 PORTELA P	24 CAVALCANTI A	26 COSTA F	31 SALVADOR S	41 CAPDEVILLE G	51 OLIVEIRA P	82 FRADE L	0:08	0	1	
14 SILVA R	16 REMA MARQUES D	21 FERNANDES L	24 CAVALCANTI A	26 COSTA F	79 COSTA M	82 FRADE L	0:07	0	0	
10 MARTINS M	16 REMA MARQUES D	24 CAVALCANTI A	25 AREIA A	26 COSTA F	79 COSTA M	82 FRADE L	0:07	0	0	
5 DUARTE G	14 SILVA R	16 REMA MARQUES D	21 FERNANDES L	25 AREIA A	30 SILVA F	31 SALVADOR S	0:06	0	0	
5 DUARTE G	16 REMA MARQUES D	21 FERNANDES L	25 AREIA A	30 SILVA F	31 SALVADOR S	79 COSTA M	0:06	0	0	
10 MARTINS M	14 SILVA R	16 REMA MARQUES D	25 AREIA A	26 COSTA F	79 COSTA M	82 FRADE L	0:05	0	0	
10 MARTINS M	16 REMA MARQUES D	25 AREIA A	26 COSTA F	31 SALVADOR S	51 OLIVEIRA P	79 COSTA M	0:03	0	0	
5 DUARTE G	10 MARTINS M	16 REMA MARQUES D	25 AREIA A	26 COSTA F	51 OLIVEIRA P	79 COSTA M	0:03	0	0	

Score development								Time Played	G Diff.
4 PORTELA P	10 MARTINS M	26 COSTA F	41 CAPDEVILLE G	51 OLIVEIRA P	79 COSTA M	82 FRADE L	5:38	+4	
14 SILVA R	16 REMA MARQUES D	21 FERNANDES L	25 AREIA A	26 COSTA F	79 COSTA M	82 FRADE L	3:29	+3	
4 PORTELA P	10 MARTINS M	14 SILVA R	41 CAPDEVILLE G	51 OLIVEIRA P	79 COSTA M	82 FRADE L	1:02	+2	
5 DUARTE G	14 SILVA R	16 REMA MARQUES D	21 FERNANDES L	24 CAVALCANTI A	25 AREIA A	31 SALVADOR S	3:48	+2	
10 MARTINS M	16 REMA MARQUES D	25 AREIA A	26 COSTA F	51 OLIVEIRA P	79 COSTA M	82 FRADE L	7:02	+2	
16 REMA MARQUES D	25 AREIA A	26 COSTA F	31 SALVADOR S	51 OLIVEIRA P	79 COSTA M	82 FRADE L	0:09	+1	
14 SILVA R	16 REMA MARQUES D	25 AREIA A	26 COSTA F	51 OLIVEIRA P	79 COSTA M	82 FRADE L	0:11	+1	
16 REMA MARQUES D	21 FERNANDES L	25 AREIA A	26 COSTA F	31 SALVADOR S	79 COSTA M	82 FRADE L	0:14	+1	
5 DUARTE G	16 REMA MARQUES D	25 AREIA A	26 COSTA F	31 SALVADOR S	51 OLIVEIRA P	82 FRADE L	0:23	+1	

Line-Up Analysis

Match No: 60

NED 33 - 33 POR

POR - Portugal

Score development								Time Played	G Diff.
14 SILVA R	16 REMA MARQUES D	21 FERNANDES L	24 CAVALCANTI A	25 AREIA A	26 COSTA F	82 FRADE L	0:31	+1	
5 DUARTE G	14 SILVA R	16 REMA MARQUES D	25 AREIA A	51 OLIVEIRA P	55 NAZARÉ J	79 COSTA M	0:35	+1	
14 SILVA R	16 REMA MARQUES D	24 CAVALCANTI A	25 AREIA A	31 SALVADOR S	51 OLIVEIRA P	79 COSTA M	1:08	+1	
14 SILVA R	21 FERNANDES L	25 AREIA A	26 COSTA F	31 SALVADOR S	79 COSTA M	82 FRADE L	1:15	+1	
14 SILVA R	16 REMA MARQUES D	21 FERNANDES L	24 CAVALCANTI A	25 AREIA A	26 COSTA F	30 SILVA F	1:53	+1	
10 MARTINS M	16 REMA MARQUES D	25 AREIA A	26 COSTA F	31 SALVADOR S	51 OLIVEIRA P	79 COSTA M	0:03	0	
5 DUARTE G	10 MARTINS M	16 REMA MARQUES D	25 AREIA A	26 COSTA F	51 OLIVEIRA P	79 COSTA M	0:03	0	
10 MARTINS M	14 SILVA R	16 REMA MARQUES D	25 AREIA A	26 COSTA F	79 COSTA M	82 FRADE L	0:05	0	
5 DUARTE G	14 SILVA R	16 REMA MARQUES D	21 FERNANDES L	25 AREIA A	30 SILVA F	31 SALVADOR S	0:06	0	
5 DUARTE G	16 REMA MARQUES D	21 FERNANDES L	25 AREIA A	30 SILVA F	31 SALVADOR S	79 COSTA M	0:06	0	
14 SILVA R	16 REMA MARQUES D	21 FERNANDES L	24 CAVALCANTI A	26 COSTA F	79 COSTA M	82 FRADE L	0:07	0	
10 MARTINS M	16 REMA MARQUES D	24 CAVALCANTI A	25 AREIA A	26 COSTA F	79 COSTA M	82 FRADE L	0:07	0	
14 SILVA R	16 REMA MARQUES D	24 CAVALCANTI A	25 AREIA A	51 OLIVEIRA P	55 NAZARÉ J	79 COSTA M	0:10	0	
4 PORTELA P	14 SILVA R	31 SALVADOR S	41 CAPDEVILLE G	51 OLIVEIRA P	79 COSTA M	82 FRADE L	0:11	0	
4 PORTELA P	10 MARTINS M	14 SILVA R	31 SALVADOR S	41 CAPDEVILLE G	79 COSTA M	82 FRADE L	0:12	0	
4 PORTELA P	26 COSTA F	31 SALVADOR S	41 CAPDEVILLE G	51 OLIVEIRA P	79 COSTA M	82 FRADE L	0:12	0	
16 REMA MARQUES D	21 FERNANDES L	24 CAVALCANTI A	26 COSTA F	31 SALVADOR S	79 COSTA M	82 FRADE L	0:14	0	
4 PORTELA P	5 DUARTE G	10 MARTINS M	26 COSTA F	31 SALVADOR S	41 CAPDEVILLE G	79 COSTA M	0:16	0	
4 PORTELA P	10 MARTINS M	26 COSTA F	31 SALVADOR S	41 CAPDEVILLE G	79 COSTA M	82 FRADE L	0:16	0	
14 SILVA R	16 REMA MARQUES D	21 FERNANDES L	24 CAVALCANTI A	25 AREIA A	30 SILVA F	31 SALVADOR S	0:18	0	
5 DUARTE G	16 REMA MARQUES D	24 CAVALCANTI A	25 AREIA A	26 COSTA F	51 OLIVEIRA P	82 FRADE L	0:18	0	
14 SILVA R	16 REMA MARQUES D	25 AREIA A	30 SILVA F	51 OLIVEIRA P	55 NAZARÉ J	79 COSTA M	0:23	0	
10 MARTINS M	16 REMA MARQUES D	24 CAVALCANTI A	25 AREIA A	26 COSTA F	31 SALVADOR S	82 FRADE L	0:28	0	
5 DUARTE G	16 REMA MARQUES D	25 AREIA A	26 COSTA F	31 SALVADOR S	51 OLIVEIRA P	79 COSTA M	0:30	0	
14 SILVA R	16 REMA MARQUES D	21 FERNANDES L	25 AREIA A	30 SILVA F	31 SALVADOR S	55 NAZARÉ J	0:31	0	
16 REMA MARQUES D	21 FERNANDES L	24 CAVALCANTI A	25 AREIA A	26 COSTA F	79 COSTA M	82 FRADE L	0:40	0	
5 DUARTE G	16 REMA MARQUES D	21 FERNANDES L	24 CAVALCANTI A	26 COSTA F	79 COSTA M	82 FRADE L	0:46	0	
10 MARTINS M	14 SILVA R	25 AREIA A	26 COSTA F	51 OLIVEIRA P	79 COSTA M	82 FRADE L	0:46	0	
14 SILVA R	16 REMA MARQUES D	21 FERNANDES L	24 CAVALCANTI A	25 AREIA A	26 COSTA F	31 SALVADOR S	0:51	0	
5 DUARTE G	16 REMA MARQUES D	21 FERNANDES L	24 CAVALCANTI A	25 AREIA A	31 SALVADOR S	79 COSTA M	1:11	0	
10 MARTINS M	14 SILVA R	16 REMA MARQUES D	24 CAVALCANTI A	25 AREIA A	26 COSTA F	79 COSTA M	1:13	0	
14 SILVA R	16 REMA MARQUES D	21 FERNANDES L	25 AREIA A	30 SILVA F	55 NAZARÉ J	79 COSTA M	1:16	0	
4 PORTELA P	24 CAVALCANTI A	26 COSTA F	31 SALVADOR S	41 CAPDEVILLE G	51 OLIVEIRA P	82 FRADE L	0:08	-1	
5 DUARTE G	21 FERNANDES L	24 CAVALCANTI A	26 COSTA F	41 CAPDEVILLE G	79 COSTA M	82 FRADE L	0:14	-1	
5 DUARTE G	16 REMA MARQUES D	21 FERNANDES L	25 AREIA A	26 COSTA F	79 COSTA M	82 FRADE L	0:16	-1	
5 DUARTE G	16 REMA MARQUES D	21 FERNANDES L	24 CAVALCANTI A	25 AREIA A	79 COSTA M	82 FRADE L	0:21	-1	
5 DUARTE G	14 SILVA R	16 REMA MARQUES D	21 FERNANDES L	24 CAVALCANTI A	25 AREIA A	82 FRADE L	0:23	-1	
4 PORTELA P	10 MARTINS M	24 CAVALCANTI A	26 COSTA F	31 SALVADOR S	41 CAPDEVILLE G	82 FRADE L	0:25	-1	
5 DUARTE G	14 SILVA R	16 REMA MARQUES D	21 FERNANDES L	25 AREIA A	31 SALVADOR S	79 COSTA M	0:32	-1	
4 PORTELA P	10 MARTINS M	26 COSTA F	31 SALVADOR S	41 CAPDEVILLE G	51 OLIVEIRA P	82 FRADE L	0:37	-1	
5 DUARTE G	14 SILVA R	16 REMA MARQUES D	21 FERNANDES L	24 CAVALCANTI A	26 COSTA F	31 SALVADOR S	0:43	-1	
14 SILVA R	16 REMA MARQUES D	21 FERNANDES L	24 CAVALCANTI A	25 AREIA A	79 COSTA M	82 FRADE L	0:46	-1	
4 PORTELA P	14 SILVA R	24 CAVALCANTI A	31 SALVADOR S	41 CAPDEVILLE G	51 OLIVEIRA P	82 FRADE L	0:57	-1	
14 SILVA R	16 REMA MARQUES D	21 FERNANDES L	25 AREIA A	26 COSTA F	30 SILVA F	31 SALVADOR S	1:05	-1	
4 PORTELA P	5 DUARTE G	10 MARTINS M	24 CAVALCANTI A	26 COSTA F	31 SALVADOR S	41 CAPDEVILLE G	1:54	-1	
16 REMA MARQUES D	24 CAVALCANTI A	25 AREIA A	26 COSTA F	31 SALVADOR S	51 OLIVEIRA P	82 FRADE L	2:26	-1	
5 DUARTE G	16 REMA MARQUES D	24 CAVALCANTI A	25 AREIA A	31 SALVADOR S	51 OLIVEIRA P	79 COSTA M	1:31	-2	
5 DUARTE G	16 REMA MARQUES D	24 CAVALCANTI A	25 AREIA A	26 COSTA F	31 SALVADOR S	51 OLIVEIRA P	4:28	-3	
16 REMA MARQUES D	21 FERNANDES L	24 CAVALCANTI A	25 AREIA A	31 SALVADOR S	79 COSTA M	82 FRADE L	4:37	-3	

Empty Net								Time Played	GF	GA
14 SILVA R	21 FERNANDES L	25 AREIA A	26 COSTA F	31 SALVADOR S	79 COSTA M	82 FRADE L	1:15	1	0	
10 MARTINS M	14 SILVA R	25 AREIA A	26 COSTA F	51 OLIVEIRA P	79 COSTA M	82 FRADE L	0:46	0	0	