

Cumulative Statistics

ISL - Iceland After 7 matches

Coach: GUDJÓNSSON Snorri Steinn

Time outs: 13 Avg. Time outs: 1.9

No	Name	MP	Total			All Goals / Shots										Punishments				Offence			Defence			TP							
			Goals	Shots	%	7m	7m%	6m	Wing	BT	FB	FTO	9m	EG	YC	RC	2M	2+2	AS	R7	TO/TF	ST	BS	P7									
1	GUSTAVSSON Björgvin Pall	7	1	1	100									1/1																		2:06:30	
2	RIKHARDSSON Odinn Thor	5	13	20	65	1/2	50	3/3	2/8		5/5	2/2																7	5	2 / 2	2	2:02:40	
3	SMARASON Janus Dadi	6	12	19	63			2/5		5/5			5/9																		1:37:39		
4	PÁLMARSSON Aron	7	25	42	60			5/8		2/3	2/2	1/1	15/28																		4:14:15		
7	KRISTJÁNSSON Viggó	7	29	42	69	10/13	77	2/4		5/5	4/4	1/1	5/13	2/2					2		13	6	4 / 3							1	3:33:04		
8	ELISSON Bjarki Mar	7	21	36	58	2/4	50	0/1	9/20	1/1	8/9			1/1					2		1	2	4 / 1	1	1	1					5:06:45		
9	JÓNSSON Elvar	7	11	23	48			2/4		6/8			3/11						2		9	3	7 / 4	4	4	2					4:34:46		
10	KRISTJÁNSSON Gisli Thorgeir	6	8	15	53			2/3		4/6			2/6						1		11	4	6 / 2								1	1:29:58	
11	GÍSLASON Ýmir	6	1	2	50			1/2												1	1	1		1				/ 2		1	1	1:56:34	
14	MAGNUSSON Ómar Ingi	6	19	36	53	8/15	53	2/3		6/7			3/11								11	3	9 / 3	2	1	1					3:19:15		
16	HALLGRÍMSSON Viktor	7																					2									4:32:33	
17	VALENCIA Stiven Tobar	7	1	6	17				1/6														3	1							1	1:47:44	
18	VIDARSSON Ellidi	7	21	30	70			15/22					1/2	5/6					2	8		6	4	/ 3	4	3	1				4:38:35		
21	ARNARSSON Arnar Freyr	7	4	7	57			4/7												1							/ 3	1			1:40:51		
22	GUDJONSSON Sigvaldi Bjorn	7	23	34	68			2/3	12/21		7/8	1/1		1/1							4	1	1 / 2	5		1					4:44:36		
23	KRISTJÁNSSON Kristján Örn	2	1	2	50					0/1			1/1								2	1	1									5:24	
24	EINARSSON Teitur Örn	1																															
25	THRASTARSON Haukur	6	10	21	48			5/6		2/2			3/13								8		3 / 1	1	1	3					1:16:04		
27	ÓLAFSSON Einar Thorsteinn	4																														12:47	
Team																					3												
Totals			200	336	60	21/34	62	45/71	24/55	31/38	26/28	5/5	38/94	10/11	4	3	19	0	99	34	44 / 30	26	11	13									

No	Name	MP	Total			All Saves / Shots										
			Saves	Shots	%	7m	7m%	6m	Wing	BT	FB	FTO	9m	9m%	NS	NS%
1	GUSTAVSSON Björgvin Pall	7	24	91	26	2/7	29	8/30	4/12	2/13	0/6	0/1	8/22	36	14/55	25
16	HALLGRÍMSSON Viktor	7	64	204	31	0/6	0	21/75	6/19	7/21	2/11	0/1	28/71	39	34/115	30
EG				2												
Totals			88	297	30	2/13	15	29/105	10/31	9/34	2/17	0/2	36/93	39	48/170	28

Attacks

Team	All		Player Majority		Player Minority		Position Attacks		FB		Ind. FB		Team FB		TO	TO %
	G/Att.	%	G/Att.	%	G/Att.	%	G/Att.	%	G/Att.	%	G/Att.	%	G/Att.	%		
ISL	200/384	52	36/57	63	10/20	50	159/331	48	26/37	70	3/4	75	23/33	70	74	19

Legend:	% Efficiency	2M 2-Minute Suspensions	2+2 2+2 Minute Suspensions	6m 6-metre Shots	7m 7-metre Penalty Shots
9m 9-metre Shots	AS Assists	BS Blocked Shots	BT Breakthroughs	EG Empty Goal	MP Matches Played
FB Fast Breaks	FTO Fast Throw off	G/Att. Goals/Attacks	Ind. Individual	R7 Received 7-metre Fouls	TO/TF Turnovers/Technical Faults
N/A not applicable	NS Near Shots	P7 Penalty 7-metre Fouls	ST Steals	TP Time Played	
RC Red Cards (Direct and after 3rd 2-Minute Suspension)	YC Yellow Cards				
Wing Wing Shots					

Cumulative Statistics

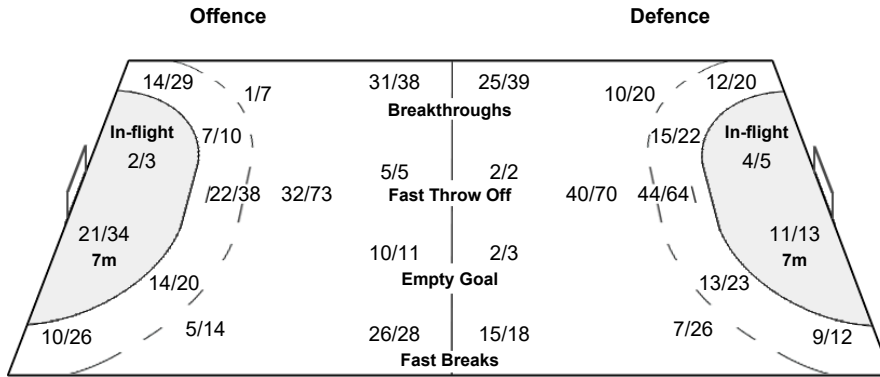
ISL - Iceland
After 7 matches

OverView of Shot Distribution

Team
Goals / Shots

27/37	4/7	21/30
12/29	2/8	14/28
54/66	22/30	44/55

17-Missed 15-Post 14-Blocked



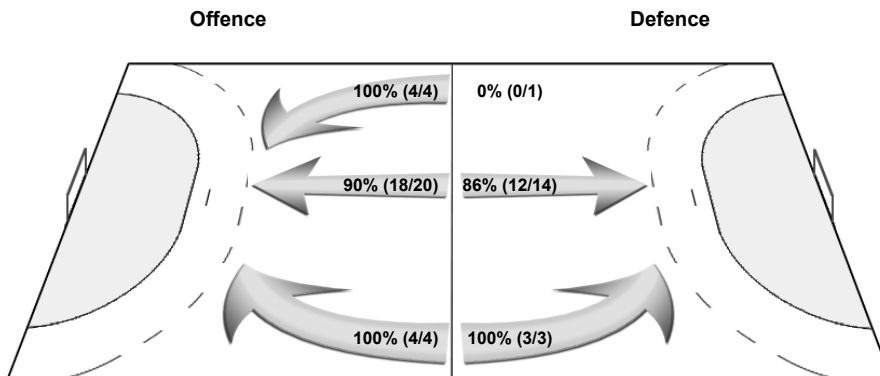
Goalkeepers
Saves / Shots

15/38	6/14	5/31
16/38	5/8	14/35
4/53	9/28	14/52

1 GUSTAVSSON B

4/12	1/5	0/6
7/12	2/3	3/7
1/16	3/13	3/17

Shot Distribution Fast Breaks



16 HALLGRÍMSSON V

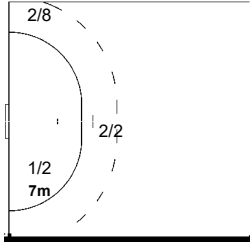
11/26	5/9	5/25
9/26	3/4	11/28
3/36	6/15	11/35

Cumulative Statistics

ISL - Iceland After 7 matches

Players Shot Distribution Goals / Shots

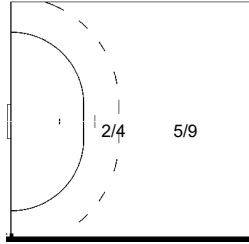
2 RIKHARDSSON Odinn Thor



1/2	0/1	1/2
1/2		
4/5	3/3	3/3

1-Missed 1-Post
5/5
Fast Breaks
1/1
In-flight

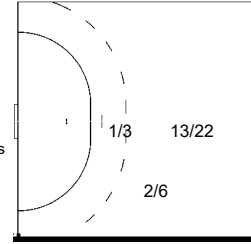
3 SMARASON Janus Dadi



2/2		1/1
1/2	0/1	1/2
5/5		2/2

3-Missed 1-Post
5/5
Breakthroughs
0/1
In-flight

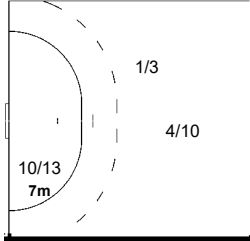
4 PÁLMARSSON Aron



2/2	1/1	6/7
1/2		0/2
6/9	2/2	7/9

2-Missed 2-Post 4-Blocked
2/2
Fast Breaks Breakthroughs

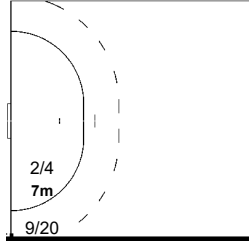
7 KRISTJÁNSSON Viggó



4/5		2/2
2/4	0/1	2/4
6/6	4/5	9/12

3-Blocked
4/4
Fast Breaks
5/5
Breakthroughs

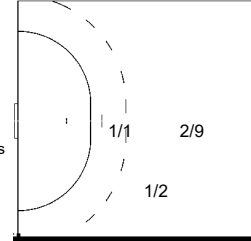
8 ELISSON Bjarki Mar



1/6		2/5
1/2		2/3
9/9	2/2	4/7

2-Post
8/9
Fast Breaks
1/1
Breakthroughs

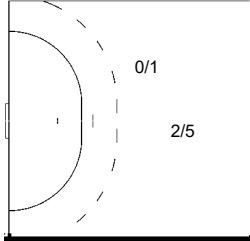
9 JÓNSSON Elvar



2/3		
1/4		1/2
0/3	1/1	6/6

1-Missed 3-Blocked
6/8
Breakthroughs

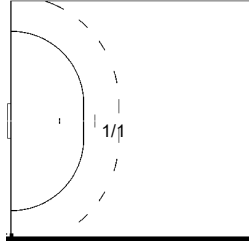
10 KRISTJANSSON Gisli Thorgeir



		2/3
2/4	1/2	3/3

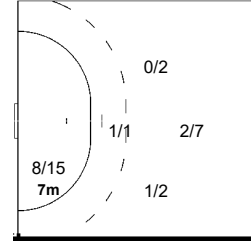
1-Post 2-Blocked
4/6
Breakthroughs
1/1
In-flight

11 GÍSLASON Ýmir



		1/2
--	--	-----

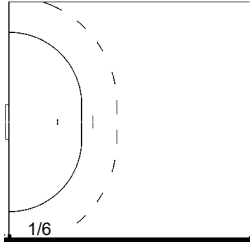
14 MAGNUSSON Ómar Ingi



3/3	1/2	
0/2	1/1	3/4
5/7	4/7	2/2

3-Missed 4-Post 1-Blocked
6/7
Breakthroughs

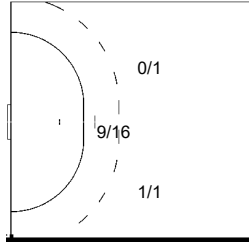
17 VALENCIA Stiven Tobar



		0/1
1/1	0/1	

2-Missed 1-Post

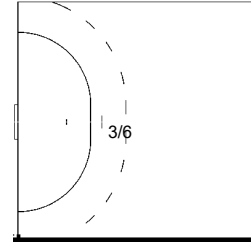
18 VIDARSSON Ellidi



4/4	2/3	3/4
1/3	1/2	
4/4	3/4	3/4

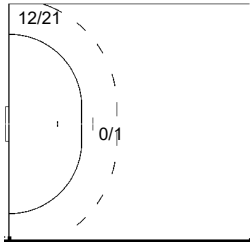
2-Missed

21 ARNARSSON Arnar Freyr



1/1		
1/2	0/1	2/3

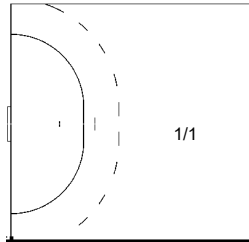
22 GUDJONSSON Sigvaldi Bjorn



7/9		3/3
2/5		0/2
7/7	1/1	3/4

2-Missed 1-Post
7/8
Fast Breaks

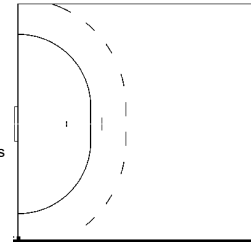
23 KRISTJÁNSSON Kristján Örn



1/1		

1-Post
0/1
Breakthroughs

24 EINARSSON Teitur Örn



--	--	--