

Start List

Match No: 42

GER - AUT

Referees: KURTAGIC Mirza (SWE) / WETTERWIK Mattias (SWE) **EHF Supervisor:** KAMPMAN Jan (DEN)
Reserve Referees: ACCOTO MARTINS Daniel (POR) / ACCOTO MARTINS Roberto (POR) **EHF Observer:** POZEZNIK Janko (SLO)
Timekeeper: HAFERKAMP Michael (GER)
Scorekeeper: MONSCHAU Peter (GER)

GER - Germany

No.	Name	Pos.	Height m	Int. Matches		Competition Statistics							
				MP	G	MP	G	7mG	YC	2Min	RC	S	7mS
1	SPÄTH David	GK	1.97	8	0	4						9	3
33	WOLFF Andreas	GK	1.98	149	14	4						43	4
3	LICHTLEIN Nils	CB	1.83	5	3	1	1						
4	GOLLA Johannes (C)	P	1.95	71	244	4	13			2			
11	HEYMANN Sebastian	LB	1.98	25	44	4	10			3			
14	FISCHER Justus	P	1.93	8	8	4	5						
15	KNORR Juri	CB	1.92	50	198	4	30	12	1				
18	KÖSTER Julian	LB	2.00	38	74	4	13						
20	WEBER Philipp	CB	1.94	82	171	4	4						
25	HÄFNER Kai	RB	1.92	140	337	3	8						
34	DAHMKKE Rune	LW	1.89	65	96	4	2						
36	MERTENS Lukas	LW	1.82	35	85	4	9						
38	HANNE Martin	LB	1.93	6	8	4	3						
44	STEINERT Christoph	RB	1.96	36	67	4	1			2	2		
73	KASTENING Timo	RW	1.80	53	184	4	10	1					
80	KOHLBACHER Jannik	P	1.93	103	204	4	6						
(NN)	NOTHDURFT Tim	LW	1.94	2	1								
(NN)	USCINS Renars	RB	1.89	10	12	4	2						
(NN)	ZERBE Lukas	RW	1.84	24	29								
Headcoach	GISLASON Alfred (ISL)			Bench/Team									

GER Played		
PR	SUI	27 - 14
PR	MKD	34 - 25
PR	FRA	30 - 33
MR	ISL	26 - 24
MR	AUT	20 JAN
MR	HUN	22 JAN
MR	CRO	24 JAN

AUT - Austria

No.	Name	Pos.	Height m	Int. Matches		Competition Statistics							
				MP	G	MP	G	7mG	YC	2Min	RC	S	7mS
39	HÄUSLE Ralf Patrick	GK	1.89	20	0	4						4	1
98	MÖSTL Constantin	GK	1.86	21	0	4						42	1
6	MAHR Markus	LB	1.89	10	8	4	3						
20	FRIMMEL Sebastian	LW	1.90	102	337	4	14		1	3			
23	BELOS Nemanja	LB	1.92	7	0	4							
26	HERBURGER Lukas	P	1.97	69	59	4	6			3			
28	WEBER Robert	RW	1.79	220	965	4	20	7					
29	SCHWEIGHOFER Lukas	P	1.91	11	4								
30	ZIVKOVIC Boris	RB	1.95	67	137	4	9			1			
45	DAMBÖCK Eric	LW	1.81	31	30	4	1						
53	BILYK Mykola	LB	1.98	102	461	4	26						
55	WAGNER Tobias	P	1.98	97	250	4	16			1			
57	NIGG Jakob	RW	1.84	10	10	4	3						
66	KOFLER Elias	CB	1.87	18	7	1							
72	HUTECEK Lukas	CB	1.89	46	164	4	18		1	2			
97	MISKOVEZ Michael	RB	1.97	24	4	4				3			
(NN)	BOZOVIC Janko	RB	2.04	183	508	3	6				1		
(NN)	EICHBERGER Thomas	GK	1.95	34	2								
(NN)	MITTENDORFER Moritz	LB	1.93	21	10	3							
Headcoach	PAJOVIC Ales (SLO)			Bench/Team					1				

AUT Played		
PR	ROU	31 - 24
PR	CRO	28 - 28
PR	ESP	33 - 33
MR	HUN	30 - 29
MR	GER	20 JAN
MR	FRA	22 JAN
MR	ISL	24 JAN

Notes:
Players below the bold line are not playing in this match.

Legend:			
(NN)	Not nominated	2Min	2-Minute Suspensions
CB	Centre Back	G	Goals
LW	Left Wing	MP	Matches Played
Pos	Position	PR	Preliminary Round
RC	Red Cards (Direct and after 3rd 2-Minute Suspension)	RB	Right Back
YC	Yellow Cards	RW	Right Wing
		7mG	7-metre Goals
		GK	Goalkeeper
		MR	Main Round
		7mS	7-metre Saves
		LB	Left Back
		P	Line Player
		S	Saves

SAT 20 JAN 2024
Start Time: 20:30

Main Round Group I

Results

Match No: 42

Cologne

Attendance: 19.750

GER 22 - 22 AUT

(11 - 12) (11 - 10)

Referees: KURTAGIC Mirza (SWE) / WETTERWIK Mattias (SWE)

Germany

Coach: GISLASON Alfred

Time outs: 3

No.	Name	Total			Goals / Shots							Punishments			TP	
		Goals	Shots	%	7m	6m	Wing	BT	FB	FTO	9m	EG	YC	RC		2M
1	SPÄTH David															0:00
3	LICHTLEIN Nils															2:59
4	GOLLA Johannes	3	5	60		1/2			1/2						2	58:10
11	HEYMANN Sebastian	0	3	0							0/3			1		12:42
14	FISCHER Justus															2:40
15	KNORR Juri	6	10	60		0/2		3/3	1/1		2/4					42:49
18	KÖSTER Julian	3	4	75		3/3		0/1								51:53
20	WEBER Philipp	0	2	0				0/1			0/1					6:31
25	HÄFNER Kai	1	4	25		1/1					0/3					34:05
33	WOLFF Andreas															57:17
34	DAHMKKE Rune	1	1	100			1/1									32:38
36	MERTENS Lukas	2	5	40			2/5									25:55
38	HANNE Martin	1	2	50		1/1		0/1						1		12:31
44	STEINERT Christoph	1	1	100							1/1					37:26
73	KASTENING Timo	4	8	50	1/2	0/1	2/3		0/1			1/1				40:51
80	KOHLBACHER Jannik															1:33
Totals		22	45	49	1/2	6/10	5/9	3/6	2/4		3/12	2/2	1		3	60:00

No.	Name	Total			Saves / Shots											
		Saves	Shots	%	7m	6m	Wing	BT	FB	FTO	9m					
1	SPÄTH David															
33	WOLFF Andreas	14	36	39	3/6	3/8	3/5	0/2	0/3							5/12
Totals		14	36	39	3/6	3/8	3/5	0/2	0/3							5/12

Austria

Coach: PAJOVIC Ales

Time outs: 3

No.	Name	Total			Goals / Shots							Punishments			TP	
		Goals	Shots	%	7m	6m	Wing	BT	FB	FTO	9m	EG	YC	RC		2M
6	MAHR Markus	1	2	50		0/1		1/1								6:57
20	FRIMMEL Sebastian	3	5	60	2/4				1/1							58:00
23	BELOS Nemanja															0:00
26	HERBURGER Lukas	1	1	100					1/1						2	41:58
28	WEBER Robert	3	8	38	1/2		2/6									58:42
29	SCHWEIGHOFER Lukas															0:00
30	ZIVKOVIC Boris	3	6	50				1/1			2/5					39:43
39	HÄUSLE Ralf Patrick															0:18
45	DAMBÖCK Eric															0:00
53	BILYK Mykola	5	12	42		1/1		0/1	1/1		3/9					51:18
55	WAGNER Tobias	3	5	60		3/5							1			26:53
57	NIGG Jakob															0:00
66	KOFLER Elias															0:00
72	HUTECEK Lukas	3	11	27		1/2					2/9					59:39
97	MISKOVEZ Michael													1		24:40
98	MÖSTL Constantin															51:52
Totals		22	50	44	3/6	5/9	2/6	2/3	3/3		7/23		1		3	60:00

No.	Name	Total			Saves / Shots											
		Saves	Shots	%	7m	6m	Wing	BT	FB	FTO	9m					
39	HÄUSLE Ralf Patrick															
98	MÖSTL Constantin	17	37	46	1/2	3/9	3/8	2/5	1/3							7/10
EG			2													
Totals		17	39	44	1/2	3/9	3/8	2/5	1/3							7/10

Attacks

Team	All		Player Majority		Player Minority		Position Attacks		FB		Ind. FB		Team FB		TO	TO %
	G/Att.	%	G/Att.	%	G/Att.	%	G/Att.	%	G/Att.	%	G/Att.	%	G/Att.	%		
GER	22/54	41	4/5	80	3/5	60	18/48	38	2/4	50			2/4	50	11	20
AUT	22/53	42	3/6	50	2/4	50	19/50	38	3/3	100			3/3	100	8	15

Legend:	
%	Efficiency
9m	9-metre Shots
FTO	Fast Throw off
RC	Red Cards (Direct and after 3rd 2-Minute Suspension)
Wing	Wing Shots
2M	2-Minute Suspensions
BT	Breakthroughs
G/Att.	Goals/Attacks
YC	Yellow Cards
6m	6-metre Shots
EG	Empty Goal
Ind.	Individual
TO	Turnover
7m	7-metre Penalty Shots
FB	Fast Breaks
No.	Uniform Number
TP	Time Played

SAT 20 JAN 2024
Start Time: 20:30

Main Round Group I

Cologne

Match Team Statistics

Match No: 42

GER 22 - 22 AUT
(11 - 12) (11 - 10)

Referees: KURTAGIC Mirza (SWE) / WETTERWIK Mattias (SWE)

GER - Germany

Coach: GISLASON Alfred (ISL)

Time outs: 3

No.	Name	Total			All Goals / Shots								Punishments				Offence			Defence			TP		
		Goals	Shots	%	7m	7m%	6m	Wing	BT	FB	FTO	9m	EG	YC	RC	2M	2+2	AS	R7	TO/TF	ST	BS		P7	
1	SPÄTH David																							0:00	
3	LICHTLEIN Nils																							2:59	
4	GOLLA Johannes	3	5	60			1/2						1/1			2						1	2	1	58:10
11	HEYMANN Sebastian	0	3	0							0/3			1				1							12:42
14	FISCHER Justus																								2:40
15	KNORR Juri	6	10	60			0/2		3/3	1/1		2/4						5	1	2				2	42:49
18	KÖSTER Julian	3	4	75			3/3		0/1									3	1	2			4		51:53
20	WEBER Philipp	0	2	0					0/1			0/1								1	1				6:31
25	HÄFNER Kai	1	4	25			1/1					0/3						3		2		1			34:05
33	WOLFF Andreas																								57:17
34	DAHMKKE Rune	1	1	100				1/1												1					32:38
36	MERTENS Lukas	2	5	40				2/5												1				1	25:55
38	HANNE Martin	1	2	50			1/1		0/1						1									1	12:31
44	STEINERT Christoph	1	1	100								1/1												1	37:26
73	KASTENING Timo	4	8	50	1/2	50	0/1	2/3				0/1		1/1						1					40:51
80	KOHLBACHER Jannik																								1:33
Totals		22	45	49	1/2	50	6/10	5/9	3/6	2/4		3/12	2/2	1		3		13	2	8	3	2	6	6	

No.	Name	Total			All Saves / Shots																				
		Saves	Shots	%	7m	7m%	6m	Wing	BT	FB	FTO	9m	9m%	NS	NS%										
1	SPÄTH David																								
33	WOLFF Andreas	14	36	39	3/6	50	3/8	3/5	0/2	0/3		5/12	42	6/15	40										
Totals		14	36	39	3/6	50	3/8	3/5	0/2	0/3		5/12	42	6/15	40										

Attacks

Team	All		Player Majority		Player Minority		Position Attacks		FB		Ind. FB		Team FB		TO	TO %
	G/Att.	%	G/Att.	%	G/Att.	%	G/Att.	%	G/Att.	%	G/Att.	%	G/Att.	%		
GER	22/54	41	4/5	80	3/5	60	18/48	38	2/4	50			2/4	50	11	20

Team Shots

	Goals	Saves	Missed	Post	Blocked	Total	%	Prop %
6m Shots	6	3	1			10	60	22
Wing Shots	5	3		1		9	56	20
L R	3 2	3		1		6 3	50 67	13 7
9m Shots	3	7	1	1		12	25	27
L C R	3	5 2		1		9 2	33 0	0 20 4
7m Penalty Throws	1	1				2	50	4
Fast Breaks	2	1	1			4	50	9
Breakthroughs	3	2	1			6	50	13
Totals	22	17	4	2		45	49	100

Legend:									
%	Efficiency	2M	2-Minute Suspensions	2+2	2+2 Minute Suspensions	6m	6-metre Shots	7m	7-metre Penalty Shots
9m	9-metre Shots	AS	Assists	BS	Blocked Shots	BT	Breakthroughs	C	Center
EG	Empty Goal	FB	Fast Breaks	FTO	Fast Throw off	G/Att.	Goals/Attacks	Ind.	Individual
L	Left	NS	Near Shots	P7	Penalty 7-metre Fouls	Prop %	Proportion of Goals	R7	Received 7-metre Fouls
R	Right	RC	Red Cards (Direct and after 3rd 2-Minute Suspension)	ST	Steals	TO/TF	Turnover/Technical Faults		
TP	Time Played	Wing	Wing Shots	YC	Yellow Cards				

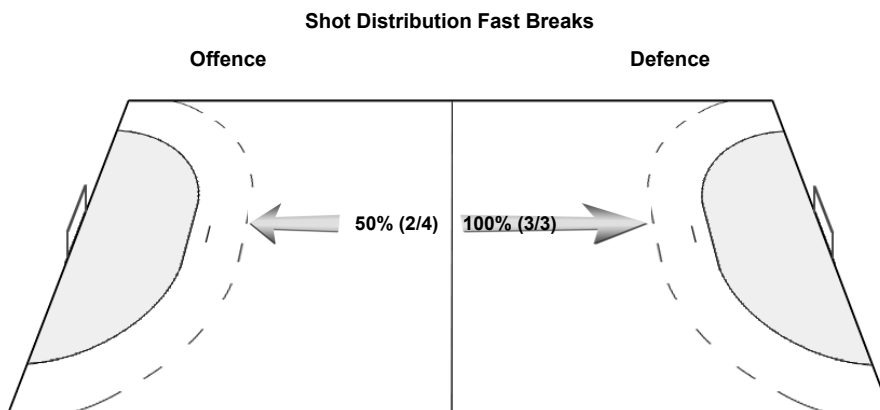
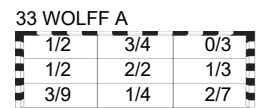
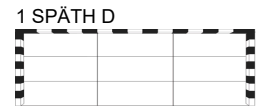
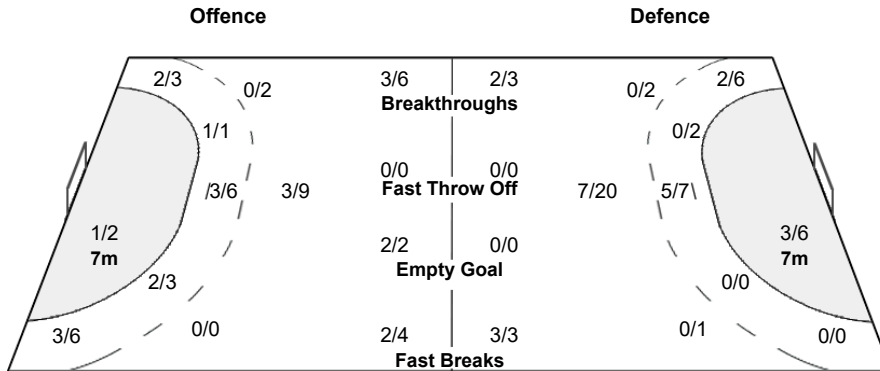
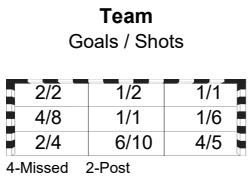
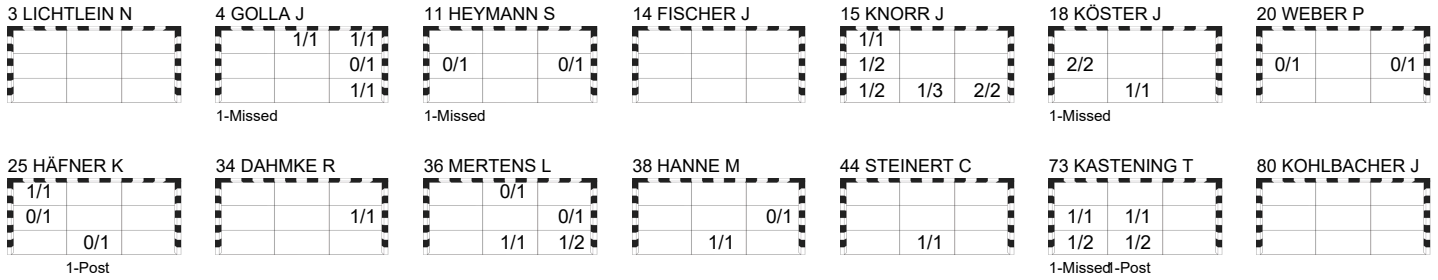
Match Team Statistics
Match No: 42

GER 22 - 22 AUT
(11 - 12) (11 - 10)

Referees: KURTAGIC Mirza (SWE) / WETTERWIK Mattias (SWE)

GER - Germany

OverView of Shot Distribution



SAT 20 JAN 2024
Start Time: 20:30

Main Round Group I

Match Team Statistics
Match No: 42

Cologne

GER 22 - 22 AUT
(11 - 12) (11 - 10)

Referees: KURTAGIC Mirza (SWE) / WETTERWIK Mattias (SWE)

AUT - Austria

Coach: PAJOVIC Ales (SLO)

Time outs: 3

No.	Name	Total			All Goals / Shots									Punishments				Offence			Defence			TP
		Goals	Shots	%	7m	7m%	6m	Wing	BT	FB	FTO	9m	EG	YC	RC	2M	2+2	AS	R7	TO/TF	ST	BS	P7	
6	MAHR Markus	1	2	50														1	1	/ 1				6:57
20	FRIMMEL Sebastian	3	5	60	2/4	50				1/1														58:00
23	BELOS Nemanja																							0:00
26	HERBURGER Lukas	1	1	100						1/1					2						1	2		41:58
28	WEBER Robert	3	8	38	1/2	50		2/6									1	1	1					58:42
29	SCHWEIGHOFER Lukas																							0:00
30	ZIVKOVIC Boris	3	6	50					1/1		2/5						2	2	1 / 1					39:43
39	HÄUSLE Ralf Patrick																							0:18
45	DAMBÖCK Eric																							0:00
53	BILYK Mykola	5	12	42			1/1		0/1	1/1	3/9						3	1	1 / 1					51:18
55	WAGNER Tobias	3	5	60			3/5							1					/ 1					26:53
57	NIGG Jakob																							0:00
66	KOFLER Elias																							0:00
72	HUTECEK Lukas	3	11	27			1/2				2/9						5	1	1		1			59:39
97	MISKOVEZ Michael														1									24:40
98	MÖSTL Constantin																							51:52
Totals		22	50	44	3/6	50	5/9	2/6	2/3	3/3	7/23		1		3		12	6	4 / 4	2	2			

No.	Name	Total			All Saves / Shots										
		Saves	Shots	%	7m	7m%	6m	Wing	BT	FB	FTO	9m	9m%	NS	NS%
39	HÄUSLE Ralf Patrick														
98	MÖSTL Constantin	17	37	46	1/2	50	3/9	3/8	2/5	1/3		7/10	70	8/22	36
	EG		2												
Totals		17	39	44	1/2	50	3/9	3/8	2/5	1/3		7/10	70	8/22	36

Attacks

Team	All		Player Majority		Player Minority		Position Attacks		FB		Ind. FB		Team FB		TO	TO %
	G/Att.	%	G/Att.	%	G/Att.	%	G/Att.	%	G/Att.	%	G/Att.	%	G/Att.	%		
AUT	22/53	42	3/6	50	2/4	50	19/50	38	3/3	100			3/3	100	8	15

Team Shots

	Goals	Saves	Missed	Post	Blocked	Total	%	Prop %
6m Shots	5	3		1		9	56	18
Wing Shots	2	3		1		6	33	12
L R	2	3		1		6	33	0 12
9m Shots	7	5	3	2	6	23	30	46
L C R	7	4 1	1 2	2	5 1	1 20 2	0 35 0	2 40 4
7m Penalty Throws	3	3				6	50	12
Fast Breaks	3					3	100	6
Breakthroughs	2		1			3	67	6
Totals	22	14	4	4	6	50	44	100

Legend:			
%	Efficiency	2M	2-Minute Suspensions
9m	9-metre Shots	AS	Assists
EG	Empty Goal	FB	Fast Breaks
L	Left	NS	Near Shots
R	Right	RC	Red Cards (Direct and after 3rd 2-Minute Suspension)
TP	Time Played	Wing	Wing Shots
2+2	2+2 Minute Suspensions	BT	Blocked Shots
6m	6-metre Shots	FTO	Fast Throw off
7m	7-metre Penalty Shots	P7	Penalty 7-metre Fouls
AS	Assists	Prop %	Proportion of Goals
BS	Blocked Shots	ST	Steals
BT	Breakthroughs	TO/TF	Turnover/Technical Faults
C	Center		
Ind.	Individual		
R7	Received 7-metre Fouls		

SAT 20 JAN 2024
 Start Time: 20:30

Main Round Group I

Cologne

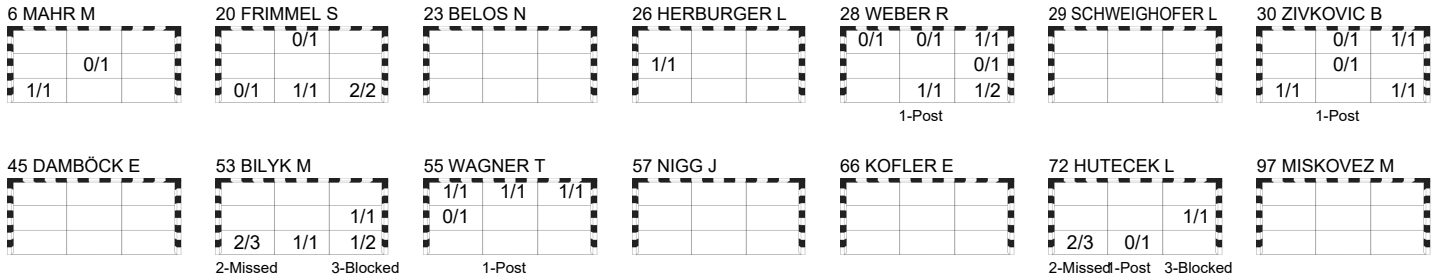
Match Team Statistics
 Match No: 42

GER 22 - 22 AUT
 (11 - 12) (11 - 10)

Referees: KURTAGIC Mirza (SWE) / WETTERWIK Mattias (SWE)

AUT - Austria

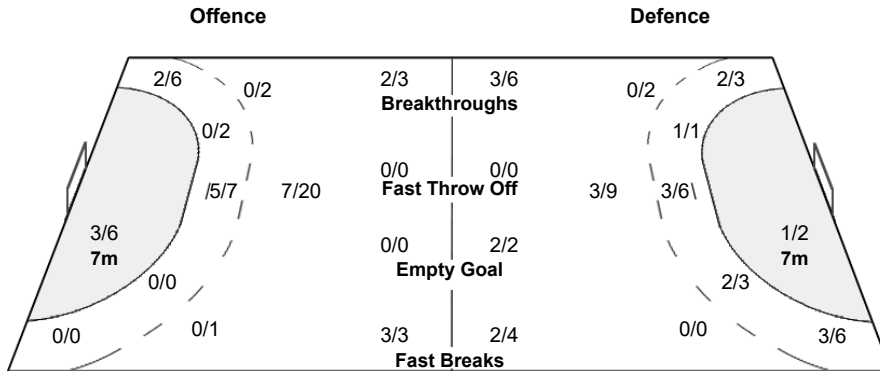
OverView of Shot Distribution



Team Goals / Shots

1/2	1/4	3/3
1/2	0/2	2/3
6/9	3/4	5/7

4-Missed 4-Post 6-Blocked



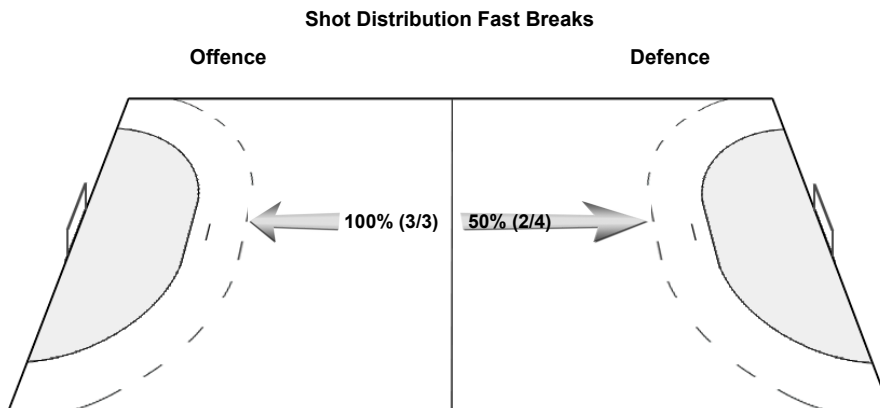
Goalkeepers Saves / Shots

0/2	1/2	0/1
4/8	0/1	5/6
2/4	4/10	1/5

39 HÄUSLE R

98 MÖSTL C

0/2	1/1	0/1
4/8		5/6
2/4	4/10	1/5



SAT 20 JAN 2024
Start Time: 20:30

Main Round Group I

Cologne

Play by Play

Match No: 42

GER 22 - 22 AUT

(11 - 12) (11 - 10)

Referees: KURTAGIC Mirza (SWE) / WETTERWIK Mattias (SWE)

GER	1 SPÄTH David	3 LICHTLEIN Nils	4 GOLLA Johannes	A GISLASON Alfred
	11 HEYMANN Sebastian	14 FISCHER Justus	15 KNORR Juri	B WUDTKE Erik
	18 KÖSTER Julian	20 WEBER Philipp	25 HÄFNER Kai	C ANDERSSON Mattias
	33 WOLFF Andreas	34 DAHMKE Rune	36 MERTENS Lukas	E GRÄSCHUS Peter
	38 HANNE Martin	44 STEINERT Christoph	73 KASTENING Timo	
	80 KOHLBACHER Jannik			
AUT	6 MAHR Markus	20 FRIMMEL Sebastian	23 BELOS Nemanja	A GIERLINGER Erwin
	26 HERBURGER Lukas	28 WEBER Robert	29 SCHWEIGHOFER Lukas	B PAJOVIC Ales
	30 ZIVKOVIC Boris	39 HÄUSLE Ralf Patrick	45 DAMBÖCK Eric	C MARINOVIC Nikola
	53 BILYK Mykola	55 WAGNER Tobias	57 NIGG Jakob	D KINTSCHER Andre
	66 KOFLER Elias	72 HUTECEK Lukas	97 MISKOVEZ Michael	
	98 MÖSTL Constantin			

1st HALF

Match Time	GER - Germany	Score	Lead	AUT - Austria
0:00	33 WOLFF A Goalkeeper			98 MÖSTL C Goalkeeper
0:54	20 WEBER P Shot centre 9m saved middle right			
1:38				30 ZIVKOVIC B Shot centre 9m saved middle centre
2:18				55 WAGNER T Warning (yellow card)
2:34	20 WEBER P Shot breakthrough saved middle left			
2:57	18 KÖSTER J Turnover			
3:04		0 - 1	-1	20 FRIMMEL S Goal fast break bottom right (53 BILYK M), 95.50 km/h
3:14	25 HÄFNER K Goal right 6m top left (18 KÖSTER J)	1 - 1	0	
3:25		1 - 2	-1	72 HUTECEK L Goal centre 9m bottom left, 115.20 km/h
4:04	20 WEBER P Technical Fault			
4:20	11 HEYMANN S Warning (yellow card)			
4:54	25 HÄFNER K Steal			53 BILYK M Turnover
5:05	36 MERTENS L Goal left wing bottom centre (11 HEYMANN S), 85.54 km/h	2 - 2	0	
5:47	18 KÖSTER J Block			72 HUTECEK L Shot centre 9m blocked
6:10	36 MERTENS L 7m caused			30 ZIVKOVIC B 7m received
6:25				28 WEBER R Penalty shot saved top left
7:03	36 MERTENS L Shot left wing saved bottom right			
7:54				55 WAGNER T Shot centre 6m saved middle left
8:28	25 HÄFNER K Shot centre 9m post			
8:36	36 MERTENS L Shot left wing saved middle right			
8:47				28 WEBER R Shot right wing saved bottom right
8:55	73 KASTENING T Goal right wing middle left (18 KÖSTER J), 99.27 km/h	3 - 2	+1	
10:05				72 HUTECEK L Shot right 6m saved bottom centre
10:18	73 KASTENING T Turnover			72 HUTECEK L Steal
10:21		3 - 3	0	53 BILYK M Goal fast break bottom left (72 HUTECEK L), 124.80 km/h
11:31	20 WEBER P Turnover			
11:41				72 HUTECEK L Turnover
11:47	4 GOLLA J Goal fast break bottom right (36 MERTENS L), 109.66 km/h	4 - 3	+1	
12:18				30 ZIVKOVIC B Technical Fault
12:53	11 HEYMANN S Shot centre 9m saved middle right			
13:34				53 BILYK M Shot breakthrough missed
13:41	4 GOLLA J Shot fast break saved middle right			
13:51		4 - 4	0	53 BILYK M Goal centre 6m bottom centre (72 HUTECEK L), 90.34 km/h
14:18	25 HÄFNER K Turnover			
14:22		4 - 5	-1	26 HERBURGER L Goal fast break middle left (28 WEBER R), 108.53 km/h
14:34	11 HEYMANN S Shot centre 9m saved middle left			
15:04				72 HUTECEK L Shot centre 9m saved bottom left
15:11	73 KASTENING T Shot fast break missed			
15:41		4 - 6	-2	30 ZIVKOVIC B Goal centre 9m top right, 104.34 km/h
15:50	Team timeout			
16:38	15 KNORR J Goal centre 9m bottom centre, 125.97 km/h	5 - 6	-1	
17:19		5 - 7	-2	55 WAGNER T Goal centre 6m top centre (30 ZIVKOVIC B), 30.70 km/h
17:32	15 KNORR J for 33 WOLFF A Empty goal			
17:32	33 WOLFF A for 18 KÖSTER J Goalkeeper back			
18:03	15 KNORR J Shot centre 6m saved bottom centre			
18:37		5 - 8	-3	53 BILYK M Goal centre 9m bottom left, 107.26 km/h
19:16	15 KNORR J Shot centre 9m saved middle left			
19:21	38 HANNE M 7m caused			28 WEBER R 7m received
19:21	38 HANNE M 2-minutes suspension			
19:21				20 FRIMMEL S Penalty shot saved top centre
19:22				
19:47	18 KÖSTER J for 33 WOLFF A Empty goal			

GER 22 - 22 AUT

(11 - 12) (11 - 10)

1st HALF

Match Time	GER - Germany	Score	Lead	AUT - Austria
20:27	15 KNORR J Goal breakthrough bottom right, 109.88 km/h	6 - 8	-2	
20:30	33 WOLFF A for 18 KÖSTER J Goalkeeper back			
20:56		6 - 9	-3	28 WEBER R Goal right wing top right (72 HUTECEK L), 74.00 km/h
21:08	36 MERTENS L for 33 WOLFF A Empty goal			
21:22				
21:27	33 WOLFF A for 38 HANNE M Goalkeeper back			
21:29	15 KNORR J Shot left 6m saved bottom centre			
22:02		6 - 10	-4	6 MAHR M Goal breakthrough bottom left, 110.20 km/h
22:35	15 KNORR J 7m received			26 HERBURGER L 7m caused
22:35				26 HERBURGER L 2-minutes suspension
22:35	73 KASTENING T Goal Penalty shot bottom centre (15 KNORR J), 99.07 km/h	7 - 10	-3	
22:36				
22:48				6 MAHR M for 98 MÖSTL C Empty goal
23:15		7 - 11	-4	28 WEBER R Goal right wing bottom right (6 MAHR M), 43.82 km/h
23:16				98 MÖSTL C for 55 WAGNER T Goalkeeper back
23:50	36 MERTENS L Goal left wing bottom right (18 KÖSTER J), 101.96 km/h	8 - 11	-3	
23:50				97 MISKOVEZ M 2-minutes suspension
23:50				6 MAHR M for 98 MÖSTL C Empty goal
24:34				6 MAHR M Shot right 6m saved middle centre
24:36				98 MÖSTL C for 28 WEBER R Goalkeeper back
25:11	18 KÖSTER J Goal left 6m bottom centre (15 KNORR J)	9 - 11	-2	
25:22				55 WAGNER T for 98 MÖSTL C Empty goal
25:51				
25:55				98 MÖSTL C for 26 HERBURGER L Goalkeeper back
26:15				6 MAHR M Technical Fault
26:50	44 STEINERT C Technical Fault			
27:01				28 WEBER R Shot right wing saved top centre
27:14	36 MERTENS L Shot left wing saved top centre			
27:22				Team timeout
27:22				55 WAGNER T for 98 MÖSTL C Empty goal
27:43				98 MÖSTL C for 30 ZIVKOVIC B Goalkeeper back
27:43	18 KÖSTER J Block			53 BILYK M Shot centre 9m blocked
27:53	15 KNORR J Goal fast break middle left (25 HÄFNER K), 124.66 km/h	10 - 11	-1	
27:58				30 ZIVKOVIC B for 98 MÖSTL C Empty goal
28:41		10 - 12	-2	72 HUTECEK L Goal centre 9m middle right, 116.39 km/h
28:46	4 GOLLA J Goal empty goal top centre, 71.80 km/h	11 - 12	-1	
28:46				98 MÖSTL C for 30 ZIVKOVIC B Goalkeeper back
28:51				55 WAGNER T for 98 MÖSTL C Empty goal
29:38				53 BILYK M Shot centre 9m saved bottom right
29:42				39 HÄUSLE R for 30 ZIVKOVIC B Goalkeeper back
29:56	15 KNORR J Turnover			26 HERBURGER L Steal

2nd HALF

Match Time	GER - Germany	Score	Lead	AUT - Austria
30:00	33 WOLFF A Goalkeeper			98 MÖSTL C Goalkeeper
30:40	18 KÖSTER J Block			72 HUTECEK L Shot centre 9m blocked
31:13	15 KNORR J Turnover			
31:41		11 - 13	-2	30 ZIVKOVIC B Goal centre 9m bottom left, 107.34 km/h
31:51	15 KNORR J Goal centre 9m top left, 114.66 km/h	12 - 13	-1	
32:03				30 ZIVKOVIC B Shot right 9m saved top centre
32:38				26 HERBURGER L 2-minutes suspension
32:39				
32:49	25 HÄFNER K Shot centre 9m saved bottom centre			
33:01				53 BILYK M for 98 MÖSTL C Empty goal
33:39				53 BILYK M Shot centre 9m missed
33:41				98 MÖSTL C for 20 FRIMMEL S Goalkeeper back
33:48	73 KASTENING T Goal right wing bottom left (25 HÄFNER K), 101.71 km/h	13 - 13	0	
34:01				55 WAGNER T for 98 MÖSTL C Empty goal
34:29				98 MÖSTL C for 53 BILYK M Goalkeeper back
34:29	15 KNORR J 7m caused			72 HUTECEK L 7m received
34:29		13 - 14	-1	20 FRIMMEL S Goal Penalty shot bottom right (72 HUTECEK L), 104.39 km/h
34:39				
35:02	18 KÖSTER J Shot breakthrough missed			
35:43	18 KÖSTER J Block			72 HUTECEK L Shot centre 9m blocked
35:51		13 - 15	-2	72 HUTECEK L Goal centre 6m bottom left, 102.01 km/h
35:59	34 DAHMKE R Goal left wing middle right (15 KNORR J), 103.20 km/h	14 - 15	-1	

Play by Play

Match No: 42

Cologne

GER 22 - 22 AUT

(11 - 12) (11 - 10)

2nd HALF

Match Time	GER - Germany	Score	Lead	AUT - Austria
36:29	4 GOLLA J 7m caused			30 ZIVKOVIC B 7m received
36:29	4 GOLLA J 2-minutes suspension			
36:29		14 - 16	-2	20 FRIMMEL S Goal Penalty shot bottom centre (30 ZIVKOVIC B), 83.55 km/h
36:30				
36:45	14 FISCHER J for 33 WOLFF A Empty goal			
37:30	18 KÖSTER J Goal centre 6m middle left, 100.19 km/h	15 - 16	-1	
37:34	33 WOLFF A for 3 LICHTLEIN N Goalkeeper back			
37:58		15 - 17	-2	55 WAGNER T Goal centre 6m top left (72 HUTECEK L), 105.11 km/h
38:08	3 LICHTLEIN N for 33 WOLFF A Empty goal			
38:24	18 KÖSTER J Turnover			
38:27	33 WOLFF A for 3 LICHTLEIN N Goalkeeper back			
38:30				
38:56		15 - 18	-3	30 ZIVKOVIC B Goal breakthrough bottom right, 104.20 km/h
39:17	Team timeout			
40:00	38 HANNE M Shot breakthrough saved middle right			
40:39				28 WEBER R Shot right wing saved middle right
41:05	25 HÄFNER K Shot right 9m saved middle left			
41:59	15 KNORR J 7m caused			6 MAHR M 7m received
42:10				20 FRIMMEL S Penalty shot saved bottom left
42:50	44 STEINERT C 7m caused			53 BILYK M 7m received
42:50		15 - 19	-4	28 WEBER R Goal Penalty shot bottom centre (53 BILYK M), 86.14 km/h
43:32	38 HANNE M Goal left 6m bottom centre (15 KNORR J), 94.66 km/h	16 - 19	-3	
44:21				72 HUTECEK L Shot centre 9m missed
45:00	15 KNORR J Shot right 9m saved bottom left			
45:51		16 - 20	-4	53 BILYK M Goal centre 9m bottom right, 119.60 km/h
46:02	73 KASTENING T Shot right wing post			
46:30				Team timeout
46:45				26 HERBURGER L for 98 MÖSTL C Empty goal
46:46				53 BILYK M Shot centre 9m saved bottom left
46:49				98 MÖSTL C for 20 FRIMMEL S Goalkeeper back
47:10	18 KÖSTER J 7m received			26 HERBURGER L 7m caused
47:23	73 KASTENING T Penalty shot saved bottom centre			
47:39				20 FRIMMEL S for 98 MÖSTL C Empty goal
48:00		16 - 21	-5	55 WAGNER T Goal centre 6m top right (53 BILYK M), 112.65 km/h
48:01				98 MÖSTL C for 20 FRIMMEL S Goalkeeper back
48:11	15 KNORR J Goal breakthrough bottom left, 101.53 km/h	17 - 21	-4	
48:24				55 WAGNER T for 98 MÖSTL C Empty goal
48:54				72 HUTECEK L Shot centre 9m post
48:56	73 KASTENING T Goal empty goal middle centre, 80.96 km/h	18 - 21	-3	
48:56				98 MÖSTL C for 20 FRIMMEL S Goalkeeper back
49:13				20 FRIMMEL S for 98 MÖSTL C Empty goal
49:35		18 - 22	-4	53 BILYK M Goal centre 9m middle right, 117.87 km/h
49:45				98 MÖSTL C for 55 WAGNER T Goalkeeper back
49:45	73 KASTENING T Shot centre 6m saved bottom left			
50:31				72 HUTECEK L Shot left 9m missed
50:41	18 KÖSTER J Goal centre 6m middle left (15 KNORR J), 92.45 km/h	19 - 22	-3	
50:56				55 WAGNER T for 98 MÖSTL C Empty goal
51:15				55 WAGNER T Shot centre 6m post
51:17				98 MÖSTL C for 72 HUTECEK L Goalkeeper back
52:02	4 GOLLA J Goal centre 6m top right (25 HÄFNER K), 115.75 km/h	20 - 22	-2	
52:13				55 WAGNER T for 98 MÖSTL C Empty goal
52:38				28 WEBER R Shot right wing post
52:40				98 MÖSTL C for 72 HUTECEK L Goalkeeper back
53:24	25 HÄFNER K Turnover			
54:36	4 GOLLA J Block			53 BILYK M Shot centre 9m blocked
54:48	4 GOLLA J Block			53 BILYK M Shot right 9m blocked
54:59				53 BILYK M Technical Fault
55:29	15 KNORR J Goal breakthrough bottom right, 121.27 km/h	21 - 22	-1	
55:39				53 BILYK M for 98 MÖSTL C Empty goal
55:40				30 ZIVKOVIC B Shot centre 9m post
55:46				98 MÖSTL C for 20 FRIMMEL S Goalkeeper back
56:28	34 DAHMKE R Technical Fault			
56:52	4 GOLLA J Steal			30 ZIVKOVIC B Turnover
57:26	4 GOLLA J Shot centre 6m missed			
57:37				55 WAGNER T for 98 MÖSTL C Empty goal
58:07				98 MÖSTL C for 26 HERBURGER L Goalkeeper back
58:07	4 GOLLA J 2-minutes suspension			



MEN'S EUROPEAN HANDBALL CHAMPIONSHIP
EHF EURO 2024



MEN'S EHF EURO 2024
 GERMANY
 10-28 JANUARY

SAT 20 JAN 2024
 Start Time: 20:30

Main Round Group I

Cologne

Play by Play
 Match No: 42

GER 22 - 22 AUT
 (11 - 12) (11 - 10)

2nd HALF

Match Time	GER - Germany	Score	Lead	AUT - Austria
58:08				
58:25				55 WAGNER T Technical Fault
58:46	80 KOHLBACHER J for 33 WOLFF A Empty goal			
58:54	Team timeout			
59:09	44 STEINERT C Goal centre 9m bottom centre, 104.21 km/h	22 - 22	0	
59:15	33 WOLFF A for 73 KASTENING T Goalkeeper back			
59:35				Team timeout
59:51				28 WEBER R Turnover
59:56	80 KOHLBACHER J for 33 WOLFF A Empty goal			
60:00	11 HEYMANN S Shot direct free throw missed			
60:00				

SAT 20 JAN 2024
Start Time: 20:30

Main Round Group I

Empty Goal Analysis

Cologne

Match No: 42

GER 22 - 22 AUT

(11 - 12) (11 - 10)

Referees: KURTAGIC Mirza (SWE) / WETTERWIK Mattias (SWE)

ATTACKS DURING OWN EMPTY GOAL SITUATION

Players on Court	Attacks		Goals		Saves		Missed		Blocked		Post		Turnovers		Scoring Efficiency		Goals Against		
	GER	AUT	GER	AUT	GER	AUT	GER	AUT	GER	AUT	GER	AUT	GER	AUT	GER	AUT	GER	AUT	
7 Against 6	2	4		1	2	1				1				1	0	25			1
6 Against 6	1	1	1	1											100	100			
Others	4	9	2	2		2	1	1				4	1		50	22			1
Total:	7	14	3	4	2	3	1	1		1		4	1	1	43	29			2

GOALS/ATTACKS DURING OWN EMPTY GOAL SITUATION - ANALYSIS OF OCCURRENCE (in 5 min intervals)

Players on Court	1st Half											
	0-5		5-10		10-15		15-20		20-25		25-30	
	GER	AUT	GER	AUT	GER	AUT	GER	AUT	GER	AUT	GER	AUT
7 Against 6							0/1		0/1			1/4
6 Against 6								1/1	1/1			
Others									0/1			
Total:							0/1		1/2	1/2		1/4

Players on Court	2nd Half											
	30-35		35-40		40-45		45-50		50-55		55-60	
	GER	AUT	GER	AUT	GER	AUT	GER	AUT	GER	AUT	GER	AUT
7 Against 6												
6 Against 6												
Others		0/1	1/2					2/4	0/2	1/1	0/1	
Total:		0/1	1/2					2/4	0/2	1/1	0/1	

GOALS/ATTACKS DURING OWN EMPTY GOAL SITUATION - ANALYSIS BY DURATION

Team	<15 sec.	15-30 sec.	30-45 sec.	45-60 sec.	>60 sec.
GER	0/1	1/3	1/2	1/1	
AUT	0/2	3/6	1/4	0/2	

SUBSTITUTION SUMMARY

Players	GER	AUT
Goalkeeper <-> Goalkeeper	0	0
Court Player <-> Goalkeeper	13	32
Court Player <-> Court Player	67	142
Total:	80	174

Line-Up Analysis

Match No: 42

Attendance: 19.750

GER 22 - 22 AUT

GER - Germany

Lineup efficiency							Time Played	GF	GA
4 GOLLA J	11 HEYMANN S	18 KÖSTER J	25 HÄFNER K	33 WOLFF A	36 MERTENS L	73 KASTENING T	8:06	3	4
4 GOLLA J	18 KÖSTER J	20 WEBER P	25 HÄFNER K	33 WOLFF A	36 MERTENS L	73 KASTENING T	5:14	1	1
4 GOLLA J	15 KNORR J	18 KÖSTER J	33 WOLFF A	36 MERTENS L	44 STEINERT C	73 KASTENING T	2:52	1	1
4 GOLLA J	15 KNORR J	18 KÖSTER J	25 HÄFNER K	33 WOLFF A	34 DAHMKE R	44 STEINERT C	2:38	2	1
4 GOLLA J	15 KNORR J	25 HÄFNER K	33 WOLFF A	36 MERTENS L	38 HANNE M	44 STEINERT C	2:30	1	0
4 GOLLA J	18 KÖSTER J	25 HÄFNER K	33 WOLFF A	36 MERTENS L	38 HANNE M	44 STEINERT C	1:30	0	2
4 GOLLA J	11 HEYMANN S	15 KNORR J	18 KÖSTER J	25 HÄFNER K	33 WOLFF A	36 MERTENS L	1:22	0	1
4 GOLLA J	15 KNORR J	18 KÖSTER J	25 HÄFNER K	33 WOLFF A	38 HANNE M	44 STEINERT C	1:14	0	2
4 GOLLA J	11 HEYMANN S	20 WEBER P	25 HÄFNER K	33 WOLFF A	36 MERTENS L	73 KASTENING T	1:04	0	0
4 GOLLA J	11 HEYMANN S	18 KÖSTER J	33 WOLFF A	36 MERTENS L	44 STEINERT C	73 KASTENING T	1:04	0	0
4 GOLLA J	15 KNORR J	18 KÖSTER J	25 HÄFNER K	36 MERTENS L	38 HANNE M	44 STEINERT C	1:02	1	0
11 HEYMANN S	15 KNORR J	18 KÖSTER J	33 WOLFF A	36 MERTENS L	44 STEINERT C	73 KASTENING T	0:28	1	0
15 KNORR J	18 KÖSTER J	33 WOLFF A	36 MERTENS L	44 STEINERT C	73 KASTENING T	80 KOHLBACHER J	0:23	1	0
4 GOLLA J	15 KNORR J	18 KÖSTER J	25 HÄFNER K	33 WOLFF A	36 MERTENS L	44 STEINERT C	0:20	0	0
4 GOLLA J	11 HEYMANN S	18 KÖSTER J	20 WEBER P	25 HÄFNER K	33 WOLFF A	73 KASTENING T	0:13	0	0

Score development							Time Played	G Diff.
15 KNORR J	18 KÖSTER J	33 WOLFF A	36 MERTENS L	44 STEINERT C	73 KASTENING T	80 KOHLBACHER J	0:23	+1
11 HEYMANN S	15 KNORR J	18 KÖSTER J	33 WOLFF A	36 MERTENS L	44 STEINERT C	73 KASTENING T	0:28	+1
4 GOLLA J	15 KNORR J	18 KÖSTER J	25 HÄFNER K	36 MERTENS L	38 HANNE M	44 STEINERT C	1:02	+1
4 GOLLA J	15 KNORR J	25 HÄFNER K	33 WOLFF A	36 MERTENS L	38 HANNE M	44 STEINERT C	2:30	+1
4 GOLLA J	15 KNORR J	18 KÖSTER J	25 HÄFNER K	33 WOLFF A	34 DAHMKE R	44 STEINERT C	2:38	+1
4 GOLLA J	11 HEYMANN S	18 KÖSTER J	20 WEBER P	25 HÄFNER K	33 WOLFF A	73 KASTENING T	0:13	0
4 GOLLA J	15 KNORR J	18 KÖSTER J	25 HÄFNER K	33 WOLFF A	36 MERTENS L	44 STEINERT C	0:20	0
4 GOLLA J	11 HEYMANN S	20 WEBER P	25 HÄFNER K	33 WOLFF A	36 MERTENS L	73 KASTENING T	1:04	0
4 GOLLA J	11 HEYMANN S	18 KÖSTER J	33 WOLFF A	36 MERTENS L	44 STEINERT C	73 KASTENING T	1:04	0
4 GOLLA J	15 KNORR J	18 KÖSTER J	33 WOLFF A	36 MERTENS L	44 STEINERT C	73 KASTENING T	2:52	0
4 GOLLA J	18 KÖSTER J	20 WEBER P	25 HÄFNER K	33 WOLFF A	36 MERTENS L	73 KASTENING T	5:14	0
4 GOLLA J	11 HEYMANN S	15 KNORR J	25 HÄFNER K	33 WOLFF A	36 MERTENS L	73 KASTENING T	1:22	-1
4 GOLLA J	11 HEYMANN S	18 KÖSTER J	25 HÄFNER K	33 WOLFF A	36 MERTENS L	73 KASTENING T	8:06	-1
4 GOLLA J	15 KNORR J	18 KÖSTER J	25 HÄFNER K	33 WOLFF A	38 HANNE M	44 STEINERT C	1:14	-2
4 GOLLA J	18 KÖSTER J	25 HÄFNER K	33 WOLFF A	36 MERTENS L	38 HANNE M	44 STEINERT C	1:30	-2

Empty Net							Time Played	GF	GA
4 GOLLA J	15 KNORR J	18 KÖSTER J	25 HÄFNER K	36 MERTENS L	38 HANNE M	44 STEINERT C	1:02	1	0

Line-Up Analysis

Match No: 42

GER 22 - 22 AUT

AUT - Austria

Lineup efficiency								Time Played	GF	GA
20 FRIMMEL S	28 WEBER R	30 ZIVKOVIC B	53 BILYK M	55 WAGNER T	72 HUTECEK L	98 MÖSTL C	14:21	9	1	
20 FRIMMEL S	26 HERBURGER L	28 WEBER R	53 BILYK M	72 HUTECEK L	97 MISKOVEZ M	98 MÖSTL C	11:47	4	7	
20 FRIMMEL S	26 HERBURGER L	28 WEBER R	30 ZIVKOVIC B	72 HUTECEK L	97 MISKOVEZ M	98 MÖSTL C	8:33	2	5	
20 FRIMMEL S	26 HERBURGER L	28 WEBER R	30 ZIVKOVIC B	53 BILYK M	72 HUTECEK L	98 MÖSTL C	7:33	1	3	
20 FRIMMEL S	26 HERBURGER L	28 WEBER R	30 ZIVKOVIC B	53 BILYK M	55 WAGNER T	72 HUTECEK L	5:56	3	2	
6 MAHR M	20 FRIMMEL S	28 WEBER R	53 BILYK M	55 WAGNER T	72 HUTECEK L	98 MÖSTL C	3:03	2	0	
20 FRIMMEL S	26 HERBURGER L	28 WEBER R	53 BILYK M	55 WAGNER T	72 HUTECEK L	98 MÖSTL C	1:15	0	1	
26 HERBURGER L	28 WEBER R	30 ZIVKOVIC B	53 BILYK M	72 HUTECEK L	97 MISKOVEZ M	98 MÖSTL C	1:15	0	2	
6 MAHR M	20 FRIMMEL S	26 HERBURGER L	28 WEBER R	53 BILYK M	72 HUTECEK L	98 MÖSTL C	1:04	0	0	
6 MAHR M	20 FRIMMEL S	26 HERBURGER L	53 BILYK M	72 HUTECEK L	97 MISKOVEZ M	98 MÖSTL C	1:02	0	1	
6 MAHR M	20 FRIMMEL S	26 HERBURGER L	28 WEBER R	53 BILYK M	55 WAGNER T	72 HUTECEK L	0:51	1	0	
6 MAHR M	20 FRIMMEL S	26 HERBURGER L	28 WEBER R	53 BILYK M	72 HUTECEK L	97 MISKOVEZ M	0:46	0	0	
26 HERBURGER L	28 WEBER R	30 ZIVKOVIC B	53 BILYK M	55 WAGNER T	72 HUTECEK L	98 MÖSTL C	0:45	0	0	
20 FRIMMEL S	28 WEBER R	30 ZIVKOVIC B	53 BILYK M	72 HUTECEK L	97 MISKOVEZ M	98 MÖSTL C	0:38	0	0	
20 FRIMMEL S	26 HERBURGER L	28 WEBER R	30 ZIVKOVIC B	53 BILYK M	55 WAGNER T	98 MÖSTL C	0:21	0	0	
20 FRIMMEL S	26 HERBURGER L	28 WEBER R	39 HÄUSLE R	53 BILYK M	72 HUTECEK L	97 MISKOVEZ M	0:15	0	0	
6 MAHR M	20 FRIMMEL S	26 HERBURGER L	53 BILYK M	55 WAGNER T	72 HUTECEK L	97 MISKOVEZ M	0:10	0	0	
20 FRIMMEL S	26 HERBURGER L	28 WEBER R	30 ZIVKOVIC B	55 WAGNER T	72 HUTECEK L	98 MÖSTL C	0:08	0	0	
20 FRIMMEL S	26 HERBURGER L	28 WEBER R	30 ZIVKOVIC B	53 BILYK M	72 HUTECEK L	97 MISKOVEZ M	0:07	0	0	
20 FRIMMEL S	26 HERBURGER L	30 ZIVKOVIC B	53 BILYK M	72 HUTECEK L	97 MISKOVEZ M	98 MÖSTL C	0:06	0	0	
20 FRIMMEL S	26 HERBURGER L	28 WEBER R	39 HÄUSLE R	53 BILYK M	55 WAGNER T	72 HUTECEK L	0:03	0	0	
6 MAHR M	20 FRIMMEL S	26 HERBURGER L	28 WEBER R	72 HUTECEK L	97 MISKOVEZ M	98 MÖSTL C	0:01	0	0	

Score development								Time Played	G Diff.
20 FRIMMEL S	28 WEBER R	30 ZIVKOVIC B	53 BILYK M	55 WAGNER T	72 HUTECEK L	98 MÖSTL C	14:21	+8	
6 MAHR M	20 FRIMMEL S	28 WEBER R	53 BILYK M	55 WAGNER T	72 HUTECEK L	98 MÖSTL C	3:03	+2	
6 MAHR M	20 FRIMMEL S	26 HERBURGER L	28 WEBER R	53 BILYK M	55 WAGNER T	72 HUTECEK L	0:51	+1	
20 FRIMMEL S	26 HERBURGER L	28 WEBER R	30 ZIVKOVIC B	53 BILYK M	55 WAGNER T	72 HUTECEK L	5:56	+1	
6 MAHR M	20 FRIMMEL S	26 HERBURGER L	28 WEBER R	72 HUTECEK L	97 MISKOVEZ M	98 MÖSTL C	0:01	0	
20 FRIMMEL S	26 HERBURGER L	28 WEBER R	39 HÄUSLE R	53 BILYK M	55 WAGNER T	72 HUTECEK L	0:03	0	
20 FRIMMEL S	26 HERBURGER L	30 ZIVKOVIC B	53 BILYK M	72 HUTECEK L	97 MISKOVEZ M	98 MÖSTL C	0:06	0	
20 FRIMMEL S	26 HERBURGER L	28 WEBER R	30 ZIVKOVIC B	53 BILYK M	72 HUTECEK L	97 MISKOVEZ M	0:07	0	
20 FRIMMEL S	26 HERBURGER L	28 WEBER R	30 ZIVKOVIC B	55 WAGNER T	72 HUTECEK L	98 MÖSTL C	0:08	0	
6 MAHR M	20 FRIMMEL S	26 HERBURGER L	53 BILYK M	55 WAGNER T	72 HUTECEK L	97 MISKOVEZ M	0:10	0	
20 FRIMMEL S	26 HERBURGER L	28 WEBER R	39 HÄUSLE R	53 BILYK M	72 HUTECEK L	97 MISKOVEZ M	0:15	0	
20 FRIMMEL S	26 HERBURGER L	28 WEBER R	30 ZIVKOVIC B	53 BILYK M	55 WAGNER T	98 MÖSTL C	0:21	0	
20 FRIMMEL S	28 WEBER R	30 ZIVKOVIC B	53 BILYK M	72 HUTECEK L	97 MISKOVEZ M	98 MÖSTL C	0:38	0	
26 HERBURGER L	28 WEBER R	30 ZIVKOVIC B	53 BILYK M	55 WAGNER T	72 HUTECEK L	98 MÖSTL C	0:45	0	
6 MAHR M	20 FRIMMEL S	26 HERBURGER L	28 WEBER R	53 BILYK M	72 HUTECEK L	97 MISKOVEZ M	0:46	0	
6 MAHR M	20 FRIMMEL S	26 HERBURGER L	28 WEBER R	53 BILYK M	72 HUTECEK L	98 MÖSTL C	1:04	0	
6 MAHR M	20 FRIMMEL S	26 HERBURGER L	53 BILYK M	72 HUTECEK L	97 MISKOVEZ M	98 MÖSTL C	1:02	-1	
20 FRIMMEL S	26 HERBURGER L	28 WEBER R	53 BILYK M	55 WAGNER T	72 HUTECEK L	98 MÖSTL C	1:15	-1	
26 HERBURGER L	28 WEBER R	30 ZIVKOVIC B	53 BILYK M	72 HUTECEK L	97 MISKOVEZ M	98 MÖSTL C	1:15	-2	
20 FRIMMEL S	26 HERBURGER L	28 WEBER R	30 ZIVKOVIC B	53 BILYK M	72 HUTECEK L	98 MÖSTL C	7:33	-2	
20 FRIMMEL S	26 HERBURGER L	28 WEBER R	30 ZIVKOVIC B	72 HUTECEK L	97 MISKOVEZ M	98 MÖSTL C	8:33	-3	
20 FRIMMEL S	26 HERBURGER L	28 WEBER R	53 BILYK M	72 HUTECEK L	97 MISKOVEZ M	98 MÖSTL C	11:47	-3	

Empty Net								Time Played	GF	GA
20 FRIMMEL S	26 HERBURGER L	28 WEBER R	30 ZIVKOVIC B	53 BILYK M	55 WAGNER T	72 HUTECEK L	5:56	3	2	
6 MAHR M	20 FRIMMEL S	26 HERBURGER L	28 WEBER R	53 BILYK M	55 WAGNER T	72 HUTECEK L	0:51	1	0	
6 MAHR M	20 FRIMMEL S	26 HERBURGER L	28 WEBER R	53 BILYK M	72 HUTECEK L	97 MISKOVEZ M	0:46	0	0	
6 MAHR M	20 FRIMMEL S	26 HERBURGER L	53 BILYK M	55 WAGNER T	72 HUTECEK L	97 MISKOVEZ M	0:10	0	0	
20 FRIMMEL S	26 HERBURGER L	28 WEBER R	30 ZIVKOVIC B	53 BILYK M	72 HUTECEK L	97 MISKOVEZ M	0:07	0	0	

Legend:
G Diff. Goals Difference