

SUN 18 JAN 2026
Start Time: 18:00

Preliminary Round - Group D

Start List

Oslo

Match No: 22

MNE - FAR

Referees: ACCOTO MARTINS Roberto (POR) / ACCOTO MARTINS Daniel (POR) **EHF Supervisor:** KONOPLIASTYI Viktor (UKR)
Reserve: COVALCIUC Igor (MDA) / COVALCIUC Alexei (MDA) **Timekeeper:** BURMESTER Silvia (NOR)
EHF Observer: EHRMANN Jutta (GER) **Scorekeeper:** FORSBERG AAS Alice Marie (NOR)

MNE - Montenegro

No.	Name	Pos.	Height m	Int. Matches		Competition Statistics								
				MP	G	MP	G	7mG	YC	2Min	RC	S	7mS	
12	SULJEVIC Haris	GK	1.94	7	0	1							5	
85	MIJUSKOVIC Mile	GK	1.92	31	5	1							3	
2	VUJOVIC Filip	LW	1.88	15	13	1	2							
6	VUJOVIC Milos	LW	1.81	72	204	1	9	5		1				
7	CAVOR Stefan	RB	1.97	48	83	1	5							
9	CEPIC Radojica	CB	1.94	32	86	1	4							
10	CORSOVIC Miodrag	P	1.98	14	29	1	2				2			
11	VUJOVIC Branko	RB	1.96	30	154	1	11			1				
13	RADOVIC Mirko	RW	1.85	67	39	1								
17	KALUDEROVIC Vasilije	LB	1.91	29	31	1								
20	VUJOVIC Stevan	CB	1.90	56	48	1	1							
22	VUJOVIC Luka	P	1.93	9	10	1	1							
26	VUJACIC Risto	RB	1.90	32	42	1								
37	BAKIC Milorad	LB	2.01	4	0	1								
77	RADOVIC Luka	RW	1.80	16	39	1	2							
87	BOROZAN Vuko	LB	2.02	29	55	1	3			1				
(NN)	BOŽOVIC Miloš	LB	1.99	44	67									
(NN)	PELIDIJA Admir	P	1.93	13	7									
Headcoach		DINART Didier (FRA)		Bench/Team										

MNE Played		
PR	SLO	40 - 41
PR	FAR	18 JAN
PR	SUI	20 JAN

FAR - Faroe Islands

No.	Name	Pos.	Height m	Int. Matches		Competition Statistics								
				MP	G	MP	G	7mG	YC	2Min	RC	S	7mS	
1	JACOBSEN Pauli	GK	1.82	33	0	1							8	
12	GUTTESEN Tórður	GK	1.88	11	0	1								
4	Í SELVINDI Bjarni	LB	1.89	11	8	1								
6	MORTENSEN Leivur	LW	1.85	33	65	1	2							
7	NORÐBERG Allan	RW	1.87	47	76	1								
8	MIKKJALSSON Pætur	P	1.90	30	22	1								
9	HANSEN Rói Berg	LW	1.82	50	83	1								
17	AV TEIGUM Hákun	RW	1.89	38	206	1								
25	POULSEN Vilhelm	RB	1.90	42	80	1	4							
30	MIKKELSEN Tróndur	LB	1.90	33	46	1								
47	VEDELSBØL Ísak	P	1.97	17	25	1	1				1			
61	MITTUN Pauli	LB	1.88	30	28	1	2							
71	Á SKIPAGØTU Elias	CB	1.87	29	195	1	9	4	1					
75	Á SKIPAGØTU Roi	CB	1.84	21	24	1	1							
78	MITTUN Óli	LB	1.88	25	108	1	7							
79	HORN Teis	P	1.95	42	86	1	2					1		
(NN)	HOYDAL Helgi	P	1.88	45	54									
(NN)	JOHANSEN Kjartan	RB	1.90	53	90									
Headcoach		BREDSORFF-LARSEN Peter (DEN)		Bench/Team		1								

FAR Played		
PR	SUI	28 - 28
PR	MNE	18 JAN
PR	SLO	20 JAN

Notes:
Players below the bold line are not playing in this match.

Legend:			
(NN)	Not nominated	2Min	2-Minute Suspensions
CB	Centre Back	G	Goals
LW	Left Wing	MP	Matches Played
PR	Preliminary Round	RB	Right Back
RW	Right Wing	S	Saves
		7mG	7-metre Goals
		GK	Goalkeeper
		P	Line Player
		RC	Red Cards (Direct and after 3rd 2-Minute Suspension)
		YC	Yellow Cards
		LB	Left Back
		Pos	Position
		7mS	7-metre Saves

OFFICIAL PARTNERS



EHF PARTNERS



NATIONAL SUPPLIERS



Results

Oslo

Match No: 22

Attendance: 8.555

MNE 24 - 37 FAR

(12 - 19) (12 - 18)

Referees: ACCOTO MARTINS Roberto (POR) / ACCOTO MARTINS Daniel (POR)

Montenegro

Coach: DINART Didier

Time outs: 2

No.	Name	Total		Goals / Shots							Punishments			TP		
		G/S	%	7m	6m	Wing	BT	FB	FTO	9m	EG	YC	RC		2M	
2	VUJOVIC Filip	1/1	100						1/1							22:32
6	VUJOVIC Milos	2/2	100	1/1	1/1										1	34:48
7	CAVOR Stefan	2/3	67		1/1					1/2						22:58
9	CEPIC Radojica	3/6	50		1/1		1/1			0/2	1/2					47:29
10	CORSOVIC Miodrag	3/6	50		3/5				0/1							45:17
11	VUJOVIC Branko	0/8	0				0/1			0/6	0/1				1	52:37
12	SULJEVIC Haris															40:12
13	RADOVIC Mirko	2/4	50		1/3					1/1						25:57
17	KALUDEROVIC Vasilije	1/3	33							1/3						4:38
20	VUJOVIC Stevan	0/4	0							0/4						17:59
22	VUJOVIC Luka	1/1	100		1/1											14:43
26	VUJACIC Risto														1	1:56
37	BAKIC Milorad	2/3	67							2/3						7:53
77	RADOVIC Luka	3/3	100						1/1	1/1	1/1					30:00
85	MIJUSKOVIC Mile	1/1	100									1/1				16:50
87	BOROZAN Vuko	3/6	50		0/1		1/1	1/1		1/3						28:04
Totals		24/51	47	1/1	8/13		2/3	2/2	2/3	7/25	2/4			1	2	60:00

No.	Name	Total		Saves / Shots												
		S/S	%	7m	6m	Wing	BT	FB	FTO	9m						
12	SULJEVIC Haris	4/32	13	0/3	2/13		1/5	0/7		1/4						
85	MIJUSKOVIC Mile	4/13	31	0/1	3/6		1/4	0/1		0/1						
Totals		8/45	18	0/4	5/19		2/9	0/8		1/5						

Faroe Islands

Coach: BRESDORFF-LARSEN Peter

Time outs: 3

No.	Name	Total		Goals / Shots							Punishments			TP		
		G/S	%	7m	6m	Wing	BT	FB	FTO	9m	EG	YC	RC		2M	
1	JACOBSEN Pauli															37:31
4	I SELVINDI Bjarni															0:26
6	MORTENSEN Leivur	3/4	75		2/3				1/1							50:47
7	NORDBERG Allan	1/1	100				1/1									8:28
8	MIKKJALSSON Pætur	0/1	0		0/1											13:00
9	HANSEN Rói Berg															
12	GUTTESSEN Tórdur															0:14
17	AV TEIGUM Hákun	9/14	64		6/11				3/3							53:36
25	POULSEN Vilhelm	1/3	33		1/1		0/1			0/1						48:50
30	MIKKELSEN Tróndur															10:13
47	VEDELSBOL Isak	2/3	67		2/3									1		56:50
61	MITTUN Pauli															0:57
71	A SKIPAGOTU Eliás	9/10	90	4/4			2/3	2/2		1/1						48:21
75	A SKIPAGOTU Roi															3:55
78	MITTUN Oli	9/9	100		1/1		4/4	1/1		3/3						37:52
79	HORN Teis	3/3	100		2/2		2/2	1/1								47:00
Totals		37/48	77	4/4	14/22		7/9	8/8		4/5				1		60:00

No.	Name	Total		Saves / Shots												
		S/S	%	7m	6m	Wing	BT	FB	FTO	9m						
1	JACOBSEN Pauli	16/37	43		5/13		1/3	0/2	0/2	10/17						
12	GUTTESSEN Tórdur	0/1	0	0/1												
EG		2														
Totals		16/40	40	0/1	5/13		1/3	0/2	0/2	10/17						

Attacks

Team:	All		Player Majority		Player Minority		Position Attacks		FB		Ind. FB		Team FB		Att. Dur. (min)	Turnover		
	G/Att.	%	G/Att.	%	G/Att.	%	G/Att.	%	G/Att.	%	G/Att.	%	G/Att.	%		All	%	TOFB
MNE	24/58	41	2/2	100	2/3	67	18/49	37	2/2	100	1/1	100	1/1	100	0:29	14	24	0
FAR	37/60	62	4/4	100	2/2	100	29/52	56	8/8	100	1/1	100	7/7	100	0:31	13	22	0

RUNNING SCORE

MNE - FAR	
1st Half	
0 (1') 1	AV TEIGUM H
1 (3') 1	RADOVIC M
1 (4') 2	A SKIPAGOTU E
2 (4') 2	CEPIC R
2 (5') 3	MITTUN O
3 (5') 3	CEPIC R
3 (6') 4	MORTENSEN L
4 (6') 4	CORSOVIC M
4 (7') 5	AV TEIGUM H
4 (7') 6	MITTUN O
5 (8') 6	CORSOVIC M
5 (9') 7	AV TEIGUM H
5 (10') 8	AV TEIGUM H
6 (11') 8	BOROZAN V
6 (12') 9	MITTUN O
6 (13') 10	AV TEIGUM H
6 (15') 11	A SKIPAGOTU E
7 (15') 11	RADOVIC M
7 (16') 12	POULSEN V
7 (17') 13	MITTUN O
8 (17') 13	VUJOVIC F
8 (18') 14	VEDELSBOL I
8 (18') 15	AV TEIGUM H
9 (19') 15	VUJOVIC L
10 (19') 15	BOROZAN V
10 (23') 16	MITTUN O
10 (25') 17	HORN T
11 (25') 17	CORSOVIC M
11 (26') 18	HORN T
11 (29') 19	MORTENSEN L
12 (30') 19	CAVOR S
2nd Half	
13 (32') 19	MIJUSKOVIC M
13 (34') 20	AV TEIGUM H
13 (38') 21	A SKIPAGOTU E
13 (39') 22	MITTUN O
14 (39') 22	VUJOVIC M
14 (40') 23	AV TEIGUM H
14 (41') 24	A SKIPAGOTU E
15 (42') 24	KALUDEROVIC V
15 (42') 25	MITTUN O
15 (44') 26	AV TEIGUM H
16 (44') 26	CAVOR S
17 (45') 26	CEPIC R
18 (46') 26	BOROZAN V
18 (46') 27	MITTUN O
18 (47') 28	A SKIPAGOTU E
19 (50') 28	RADOVIC L
19 (51') 29	NORDBERG A
19 (52') 30	VEDELSBOL I
20 (53') 30	VUJOVIC M
20 (53') 31	MORTENSEN L
21 (53') 31	RADOVIC L
21 (54') 32	A SKIPAGOTU E
22 (54') 32	BAKIC M
22 (55') 33	A SKIPAGOTU E
22 (56') 34	MITTUN O
22 (57') 35	A SKIPAGOTU E
23 (58') 35	RADOVIC L
23 (58') 36	HORN T
24 (58') 36	BAKIC M
24 (60') 37	A SKIPAGOTU E

OFFICIAL PARTNERS



EHF PARTNERS



NATIONAL SUPPLIERS





MEN'S EUROPEAN HANDBALL CHAMPIONSHIP
EHF EURO 2026

Preliminary Round - Group D

SUN 18 JAN 2026
Start Time: 18:00



MEN'S EHF EURO 2026
DENMARK · SWEDEN · NORWAY

Results

Oslo

Match No: 22

Attendance: 8.555

Legend:	
%	Efficiency
Att. Dur.	Average Attack Duration
G/Att.	Goals/Attacks
RC	Red Cards (Direct and after Third 2-Minute Suspension)
TOFB	Turnover during Fast Breaks
2M	2-Minute Suspensions
BT	Breakthroughs
G/S	Goals/Shots
7m	7-metre Penalty Shots
FB	Fast Breaks
No.	Uniform Number
S/S	Saves/Shots
TP	Time Played
9m	9-metre Shots
FTO	Fast Throw off
Wing	Wing Shots



Report Created SUN 18 JAN 2026 20:04

Page 2 of 2

OFFICIAL PARTNERS



EHF PARTNERS



NATIONAL SUPPLIERS



Match Team Statistics

Match No: 22

MNE 24 - 37 FAR

(12 - 19) (12 - 18)

Referees: ACCOTO MARTINS Roberto (POR) / ACCOTO MARTINS Daniel (POR)

MNE - Montenegro

Coach: DINART Didier (FRA)

Time outs: 2

No.	Name	Total		All Goals / Shots							Punishments				Offence			Defence			TP		
		G/S	%	7m	7m%	6m	Wing	BT	FB	FTO	9m	EG	YC	RC	2M	2+2	AS	R7	TO/TF	ST		BS	P7
2	VUJOVIC Filip	1/1	100						1/1													1	22:32
6	VUJOVIC Milos	2/2	100	1/1	100	1/1								1				1 / 1					34:48
7	CAVOR Stefan	2/3	67			1/1				1/2							1	1					22:58
9	CEPIC Radojica	3/6	50			1/1		1/1		0/2	1/2						3	3 / 1					47:29
10	CORSOVIC Miodrag	3/6	50			3/5			0/1									1 / 1					45:17
11	VUJOVIC Branko	0/8	0					0/1		0/6	0/1			1		2		3	1	1			52:37
12	SULJEVIC Haris																						40:12
13	RADOVIC Mirko	2/4	50			1/3				1/1													25:57
17	KALUDEROVIC Vasilije	1/3	33							1/3													4:38
20	VUJOVIC Stevan	0/4	0							0/4													17:59
22	VUJOVIC Luka	1/1	100			1/1																	14:43
26	VUJACIC Risto												1			1	1						1:56
37	BAKIC Milorad	2/3	67							2/3												1	7:53
77	RADOVIC Luka	3/3	100						1/1	1/1	1/1							/ 2					30:00
85	MIJUSKOVIC Mile	1/1	100								1/1												16:50
87	BOROZAN Vuko	3/6	50			0/1		1/1	1/1	1/3										2	1		28:04
Totals		24/51	47	1/1	100	8/13		2/3	2/2	2/3	7/25	2/4		1	2		7	1	9 / 5	3	4		

No.	Name	Total		All Saves / Shots									
		S/S	%	7m	7m%	Near Shots			FB	FTO	9m	9m%	
				All	All%	6m	Wing	BT					
12	SULJEVIC Haris	4/32	13	0/3	0	3/18	17	2/13	1/5	0/7	1/4	25	
85	MIJUSKOVIC Mile	4/13	31	0/1	0	4/10	40	3/6	1/4	0/1	0/1	0	
Totals		8/45	18	0/4	0	7/28	25	5/19	2/9	0/8	1/5	20	

Attacks

Team	All		Player Majority		Player Minority		Position Attacks		FB		Ind. FB		Team FB		Att. Dur. (min)	Turnover		
	G/Att.	%	G/Att.	%	G/Att.	%	G/Att.	%	G/Att.	%	G/Att.	%	G/Att.	%		All	%	TOFB
MNE	24/58	41	2/2	100	2/3	67	18/49	37	2/2	100	1/1	100	1/1	100	0:29	14	24	0

Team Shots

	Goals	Saves	Missed	Post	Blocked	Total	G/S %	Prop %
6m Shots	8	5				13	62	25
Wing Shots								0
L R								0 0
9m Shots	7	10	3	2	3	25	28	49
L C R	2 5	1 7 2	1 1 1	1 1	3	5 17 3	40 29 0	10 33 6
7m Penalty Throws	1					1	100	2
Fast Breaks	2					2	100	4
Breakthroughs	2	1				3	67	6
Fast Throw Offs	2		1			3	67	6
Empty Goals	2		2			4	50	8
Totals	24	16	6	2	3	51	47	100

Legend:			
%	Efficiency	2M	2-Minute Suspensions
9m	9-metre Shots	2+2	2+2 Minute Suspensions
C	Center	Att. Dur.	Average Attack Duration
G/S	Goals/Shots	AS	Assists
R7	Received 7-metre Fouls	EG	Empty Goal
ST	Steals	Ind.	Individual
Wing	Wing Shots	L	Left
		RC	Red Cards (Direct and after 3rd 2-Minute Suspension)
		TO/TF	Turnover/Technical Fouls
		TOFB	Turnover during Fast Breaks
		6m	6-metre Shots
		7m	7-metre Penalty Shots
		BS	Blocked Shots
		BT	Breakthroughs
		G/Att.	Goals/Attacks
		Prop %	Proportion of Shots
		S/S	Saves/Shots
		TP	Time Played

OFFICIAL PARTNERS



EHF PARTNERS



NATIONAL SUPPLIERS



Match Team Statistics


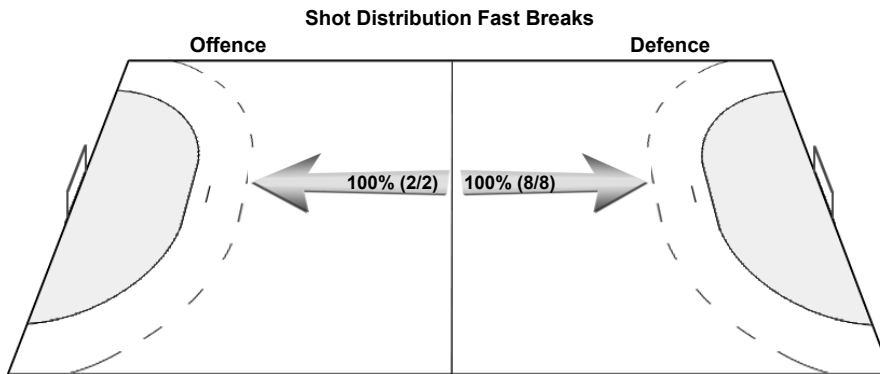
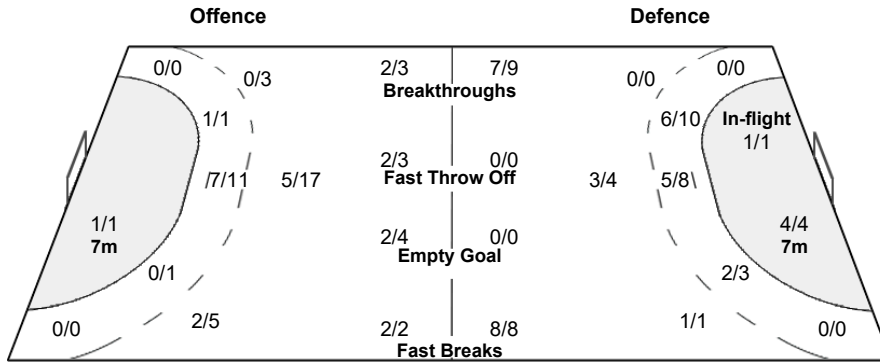

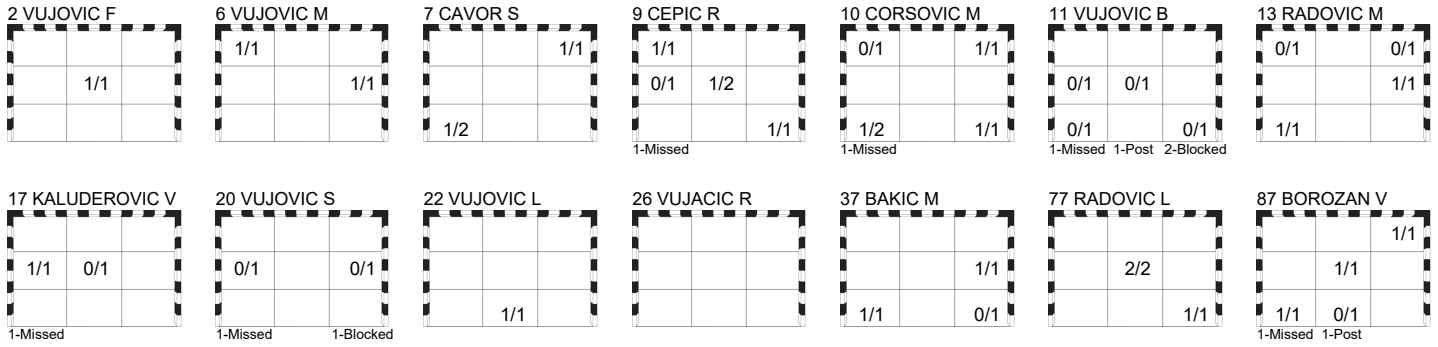
Match No: 22

MNE 24 - 37 FAR
(12 - 19) (12 - 18)

Referees: ACCOTO MARTINS Roberto (POR) / ACCOTO MARTINS Daniel (POR)

MNE - Montenegro

Overview of Shot Distribution



OFFICIAL PARTNERS



EHF PARTNERS



NATIONAL SUPPLIERS



Match No: 22

MNE 24 - 37 FAR

(12 - 19) (12 - 18)

Referees: ACCOTO MARTINS Roberto (POR) / ACCOTO MARTINS Daniel (POR)

FAR - Faroe Islands

Coach: BREDSORFF-LARSEN Peter (DEN)

Time outs: 3

No.	Name	Total		All Goals / Shots								Punishments				Offence			Defence			TP	
		G/S	%	7m	7m%	6m	Wing	BT	FB	FTO	9m	EG	YC	RC	2M	2+2	AS	R7	TO/TF	ST	BS		P7
1	JACOBSEN Pauli															1							37:31
4	I SELVINDI Bjarni																	1					0:26
6	MORTENSEN Leivur	3/4	75			2/3				1/1								2				1	50:47
7	NORDBERG Allan	1/1	100						1/1								1						8:28
8	MIKKJALSSON Pætur	0/1	0			0/1												1		1			13:00
9	HANSEN Rói Berg																						
12	GUTTESEN Tórdur																						0:14
17	AV TEIGUM Hákun	9/14	64			6/11				3/3						1				1			53:36
25	POULSEN Vilhelm	1/3	33			1/1			0/1				0/1			1	1			1			48:50
30	MIKKELSEN Tróndur																						10:13
47	VEDELSBOL Isak	2/3	67			2/3								1		1				2	1		56:50
61	MITTUN Pauli																						0:57
71	A SKIPAGOTU Elias	9/10	90	4/4	100				2/3	2/2			1/1			6	1	1 / 2		1	1		48:21
75	A SKIPAGOTU Rói															1		1					3:55
78	MITTUN Oli	9/9	100			1/1			4/4	1/1			3/3			11	2	2 / 1					37:52
79	HORN Teis	3/3	100			2/2			1/1	1/1								1			1		47:00
Bench/Team																						1	
Totals		37/48	77	4/4	100	14/22			7/9	8/8			4/5			1		23	4	7 / 6	6	3	1

No.	Name	Total		All Saves / Shots										
		S/S	%	7m	7m%	Near Shots					FB	FTO	9m	9m%
				All	All%	6m	Wing	BT						
1	JACOBSEN Pauli	16/37	43			6/16	38	5/13		1/3	0/2	0/2	10/17	59
12	GUTTESEN Tórdur	0/1	0	0/1	0									
EG		2												
Totals		16/40	40	0/1	0	6/16	38	5/13		1/3	0/2	0/2	10/17	59

Attacks

Team	All		Player Majority		Player Minority		Position Attacks		FB		Ind. FB		Team FB		Att. Dur. (min)	Turnover		
	G/Att.	%	G/Att.	%	G/Att.	%	G/Att.	%	G/Att.	%	G/Att.	%	G/Att.	%		All	%	TOFB
FAR	37/60	62	4/4	100	2/2	100	29/52	56	8/8	100	1/1	100	7/7	100	0:31	13	22	0

Team Shots

	Goals	Saves	Missed	Post	Blocked	Total	G/S %	Prop %
6m Shots	14	5	3			22	64	46
Wing Shots								0
L R								0 0
9m Shots	4	1				5	80	10
L C R	1 3	1				1 4	100 75	2 8 0
7m Penalty Throws	4					4	100	8
Fast Breaks	8					8	100	17
Breakthroughs	7	2				9	78	19
Fast Throw Offs								0
Empty Goals								0
Totals	37	8	3			48	77	100

Legend:			
%	Efficiency	2M	2-Minute Suspensions
9m	9-metre Shots	AS	Assists
C	Center	EG	Empty Goal
G/S	Goals/Shots	Ind.	Individual
R7	Received 7-metre Fouls	R	Right
ST	Steals	TO/TF	Turnover/Technical Fouls
Wing	Wing Shots	YC	Yellow Cards
2+2	2+2 Minute Suspensions	6m	6-metre Shots
Att. Dur.	Average Attack Duration	BS	Blocked Shots
FB	Fast Breaks	FTO	Fast Throw off
L	Left	P7	Penalty 7-metre Fouls
RC	Red Cards (Direct and after 3rd 2-Minute Suspension)	Prop %	Proportion of Shots
TOFB	Turnover during Fast Breaks	S/S	Saves/Shots
		TP	Time Played

OFFICIAL PARTNERS



EHF PARTNERS



NATIONAL SUPPLIERS



Match Team Statistics

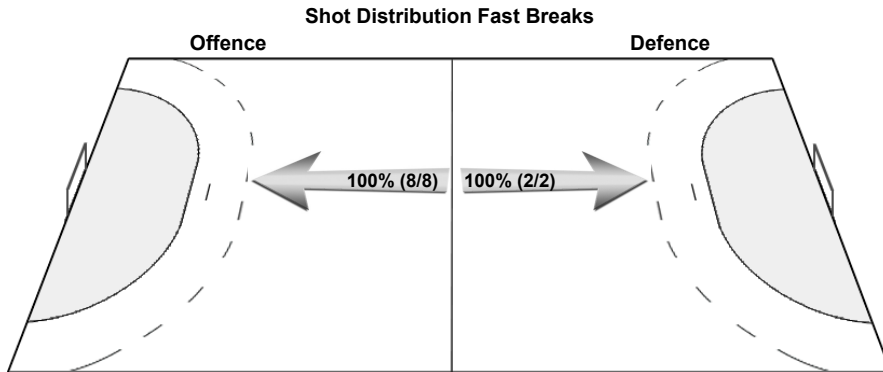
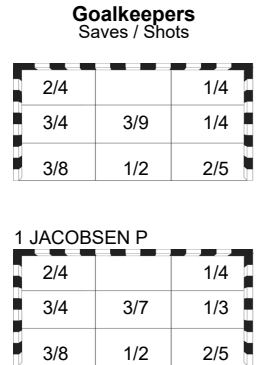
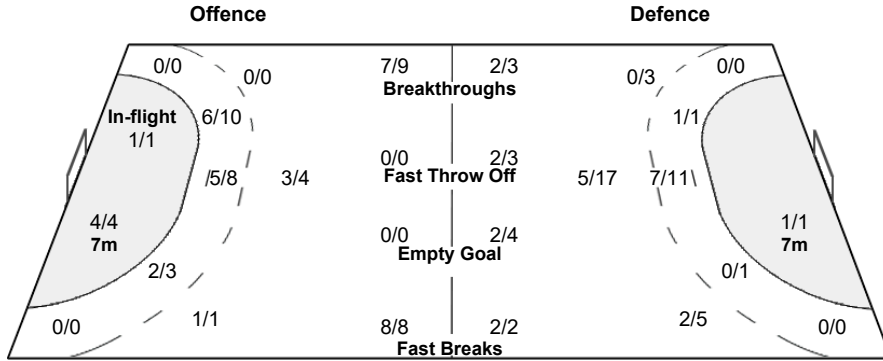
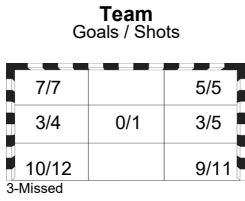
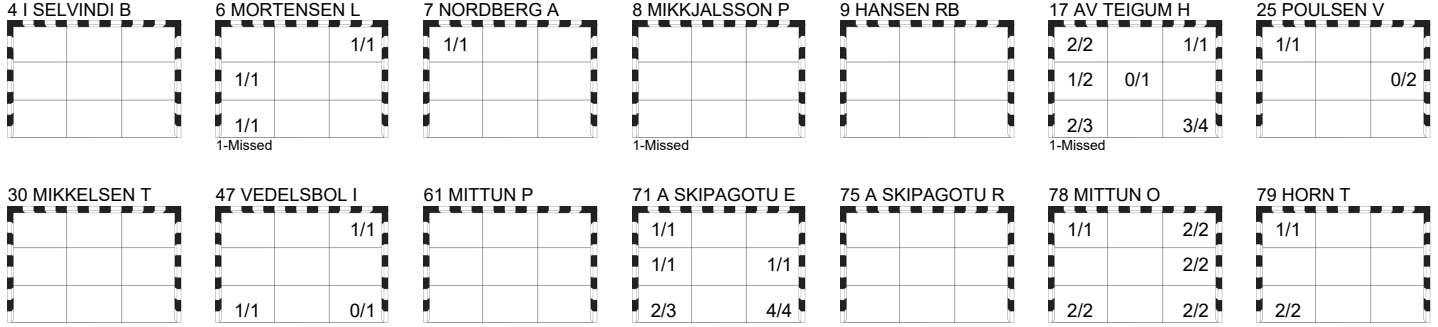
Match No: 22

MNE 24 - 37 FAR
(12 - 19) (12 - 18)

Referees: ACCOTO MARTINS Roberto (POR) / ACCOTO MARTINS Daniel (POR)

FAR - Faroe Islands

Overview of Shot Distribution



OFFICIAL PARTNERS



EHF PARTNERS



NATIONAL SUPPLIERS



Play by Play

Match No: 22

MNE 24 - 37 FAR

(12 - 19) (12 - 18)

Referees: ACCOTO MARTINS Roberto (POR) / ACCOTO MARTINS Daniel (POR)

MNE	2 VUJOVIC Filip	6 VUJOVIC Milos	7 CAVOR Stefan	A SEVALJEVIC Vasko
	9 CEPIC Radojica	10 CORSOVIC Miodrag	11 VUJOVIC Branko	B DINART Didier
	12 SULJEVIC Haris	13 RADOVIC Mirko	17 KALUDEROVIC Vasilije	C SIMIC Lazar
	20 VUJOVIC Stevan	22 VUJOVIC Luka	26 VUJACIC Risto	D DAMJANOVIC Andrija
	37 BAKIC Milorad	77 RADOVIC Luka	85 MIJUSKOVIC Mile	E BALTIC Maja
	87 BOROZAN Vuko			
FAR	1 JACOBSEN Pauli	4 I SELVINDI Bjarni	6 MORTENSEN Leivur	A MOHR JACOBSEN Hjalti
	7 NORDBERG Allan	8 MIKKJALSSON Pætur	9 HANSEN Rói Berg	B BREDSORFF-LARSEN Peter
	12 GUTTESEN Tórdur	17 AV TEIGUM Hákun	25 POULSEN Vilhelm	C JENSEN Tom
	30 MIKKELSEN Tróndur	47 VEDELSBOL Isak	61 MITTUN Pauli	D VILHELMSEN Hogni
	71 A SKIPAGOTU Elias	75 A SKIPAGOTU Roi	78 MITTUN Oli	E A SKIPAGOTU Jens
	79 HORN Teis			

1st HALF

Match Time	MNE - Montenegro	Score	Lead	FAR - Faroe Islands
0:00	12 SULJEVIC H Goalkeeper			1 JACOBSEN P Goalkeeper
0:15				78 MITTUN O for 1 JACOBSEN P Empty goal
0:39		0 - 1	-1	17 AV TEIGUM H Goal right 6m bottom right (78 MITTUN O), 77.88 km/h
0:44				1 JACOBSEN P for 78 MITTUN O Goalkeeper back
1:15	11 VUJOVIC B Shot right 9m saved bottom right			
1:23				78 MITTUN O for 1 JACOBSEN P Empty goal
2:02				17 AV TEIGUM H Shot right 6m saved middle left
2:03				1 JACOBSEN P for 78 MITTUN O Goalkeeper back
2:54	13 RADOVIC M Goal centre 9m middle right, 109.09 km/h	1 - 1	0	
2:54				47 VEDELSBOL I 2-minutes suspension
3:03				78 MITTUN O for 1 JACOBSEN P Empty goal
3:31	87 BOROZAN V 7m caused			78 MITTUN O 7m received
3:32				1 JACOBSEN P for 6 MORTENSEN L Goalkeeper back
3:32		1 - 2	-1	71 A SKIPAGOTU E Goal Penalty shot bottom right (78 MITTUN O), 99.32 km/h
3:55	9 CEPIC R Goal breakthrough top left, 95.44 km/h	2 - 2	0	
4:03				71 A SKIPAGOTU E for 1 JACOBSEN P Empty goal
4:21		2 - 3	-1	78 MITTUN O Goal centre 9m middle right, 89.15 km/h
4:23				1 JACOBSEN P for 71 A SKIPAGOTU E Goalkeeper back
4:34	11 VUJOVIC B Shot centre 9m post			
4:42	9 CEPIC R Goal centre 6m bottom right, 78.86 km/h	3 - 3	0	
4:46				71 A SKIPAGOTU E for 1 JACOBSEN P Empty goal
5:24				1 JACOBSEN P for 78 MITTUN O Goalkeeper back
5:24		3 - 4	-1	6 MORTENSEN L Goal left 6m middle left (78 MITTUN O), 82.19 km/h
5:37	10 CORSOVIC M Goal centre 6m bottom right (9 CEPIC R), 41.90 km/h	4 - 4	0	
5:47				78 MITTUN O for 1 JACOBSEN P Empty goal
6:15				25 POULSEN V Shot centre 9m saved middle right
6:16				1 JACOBSEN P for 71 A SKIPAGOTU E Goalkeeper back
6:21		4 - 5	-1	17 AV TEIGUM H Goal right 6m top left, 83.11 km/h
6:30	11 VUJOVIC B Turnover			47 VEDELSBOL I Steal
6:38		4 - 6	-2	78 MITTUN O Goal individual fast break bottom right, 105.59 km/h
7:05	87 BOROZAN V Shot centre 6m saved bottom centre			
7:25	10 CORSOVIC M Goal centre 6m top right (9 CEPIC R), 90.95 km/h	5 - 6	-1	
7:40				6 MORTENSEN L for 1 JACOBSEN P Empty goal
8:13		5 - 7	-2	17 AV TEIGUM H Goal right 6m middle left (78 MITTUN O), 105.24 km/h
8:17				1 JACOBSEN P for 78 MITTUN O Goalkeeper back
8:44	11 VUJOVIC B Shot centre 9m saved middle centre			
8:52				78 MITTUN O for 1 JACOBSEN P Empty goal
9:20				8 MIKKJALSSON P Shot centre 6m missed

OFFICIAL PARTNERS



EHF PARTNERS



NATIONAL SUPPLIERS



Match No: 22

Play by Play

MNE 24 - 37 FAR

(12 - 19) (12 - 18)

1st HALF

Match Time	MNE - Montenegro	Score	Lead	FAR - Faroe Islands
9:22				1 JACOBSEN P for 78 MITTUN O Goalkeeper back
9:37	9 CEPIC R Turnover			
9:41		5 - 8	-3	17 AV TEIGUM H Goal fast break top right (1 JACOBSEN P), 103.88 km/h
10:10	87 BOROZAN V Goal left 9m top right, 129.81 km/h	6 - 8	-2	
10:18				78 MITTUN O for 1 JACOBSEN P Empty goal
10:45				71 A SKIPAGOTU E Shot breakthrough saved bottom left
10:46				1 JACOBSEN P for 78 MITTUN O Goalkeeper back
10:55	10 CORSOVIC M Shot left 6m saved bottom left			
11:04				78 MITTUN O for 1 JACOBSEN P Empty goal
11:29		6 - 9	-3	78 MITTUN O Goal breakthrough bottom left, 96.13 km/h
11:31				1 JACOBSEN P for 71 A SKIPAGOTU E Goalkeeper back
12:05	10 CORSOVIC M Technical Fault			
12:12		6 - 10	-4	17 AV TEIGUM H Goal fast break bottom left (78 MITTUN O), 97.95 km/h
12:48	Team timeout			
13:05	10 CORSOVIC M Turnover			8 MIKKJALSSON P Steal
13:21	11 VUJOVIC B Steal			8 MIKKJALSSON P Turnover
13:22				6 MORTENSEN L for 1 JACOBSEN P Empty goal
13:27				1 JACOBSEN P for 78 MITTUN O Goalkeeper back
13:31	13 RADOVIC M Shot centre 6m saved top left			
13:57	2 VUJOVIC F 7m caused			25 POULSEN V 7m received
14:00		6 - 11	-5	71 A SKIPAGOTU E Goal Penalty shot bottom left (25 POULSEN V), 77.64 km/h
14:33	13 RADOVIC M Goal right 6m bottom left (11 VUJOVIC B), 106.36 km/h	7 - 11	-4	
14:42				6 MORTENSEN L for 1 JACOBSEN P Empty goal
15:08		7 - 12	-5	25 POULSEN V Goal flying throw top left (71 A SKIPAGOTU E), 91.09 km/h
15:15				1 JACOBSEN P for 78 MITTUN O Goalkeeper back
15:36	13 RADOVIC M Shot centre 6m saved top right			
15:45				6 MORTENSEN L for 1 JACOBSEN P Empty goal
16:24		7 - 13	-6	78 MITTUN O Goal centre 9m bottom left, 86.64 km/h
16:27				1 JACOBSEN P for 6 MORTENSEN L Goalkeeper back
16:41	2 VUJOVIC F Goal fast throw off middle centre, 59.84 km/h	8 - 13	-5	
16:50				6 MORTENSEN L for 1 JACOBSEN P Empty goal
17:01		8 - 14	-6	47 VEDELSBOL I Goal centre 6m bottom left (78 MITTUN O), 79.44 km/h
17:05				1 JACOBSEN P for 78 MITTUN O Goalkeeper back
17:47	11 VUJOVIC B Turnover			
17:58		8 - 15	-7	17 AV TEIGUM H Goal fast break bottom right (71 A SKIPAGOTU E), 80.64 km/h
18:10	9 CEPIC R Shot centre 9m saved middle left			
18:16				6 MORTENSEN L Technical Fault
18:30	22 VUJOVIC L Goal centre 6m bottom centre	9 - 15	-6	
18:42	87 BOROZAN V Steal			4 I SELVINDI B Turnover
18:47	87 BOROZAN V Goal individual fast break middle centre, 59.75 km/h	10 - 15	-5	
19:21				71 A SKIPAGOTU E Technical Fault
20:24	87 BOROZAN V Shot left 9m post			
20:36				4 I SELVINDI B for 1 JACOBSEN P Empty goal
21:00				6 MORTENSEN L Technical Fault
21:02				1 JACOBSEN P for 4 I SELVINDI B Goalkeeper back
21:51	7 CAVOR S Turnover			
21:58				6 MORTENSEN L for 1 JACOBSEN P Empty goal
22:28				Team timeout
22:46		10 - 16	-6	78 MITTUN O Goal centre 6m top right, 89.28 km/h
22:49				1 JACOBSEN P for 6 MORTENSEN L Goalkeeper back
22:51	10 CORSOVIC M Shot fast throw off missed			
23:02				6 MORTENSEN L for 1 JACOBSEN P Empty goal

OFFICIAL PARTNERS



EHF PARTNERS



NATIONAL SUPPLIERS



Match No: 22

Play by Play

MNE 24 - 37 FAR

(12 - 19) (12 - 18)

1st HALF

Match Time	MNE - Montenegro	Score	Lead	FAR - Faroe Islands
24:02				17 AV TEIGUM H Shot right 6m saved middle centre
24:05				1 JACOBSEN P for 78 MITTUN O Goalkeeper back
24:11	11 VUJOVIC B Turnover			17 AV TEIGUM H Steal
24:22		10 - 17	-7	79 HORN T Goal fast break bottom left (17 AV TEIGUM H), 108.63 km/h
24:40	10 CORSOVIC M Goal centre 6m bottom left (9 CEPIC R), 85.97 km/h	11 - 17	-6	
24:53				78 MITTUN O for 1 JACOBSEN P Empty goal
25:19		11 - 18	-7	79 HORN T Goal centre 6m top left (71 A SKIPAGOTU E), 54.63 km/h
25:24				1 JACOBSEN P for 71 A SKIPAGOTU E Goalkeeper back
25:39	9 CEPIC R Technical Fault			
25:48				71 A SKIPAGOTU E for 1 JACOBSEN P Empty goal
26:23				17 AV TEIGUM H Shot right 6m missed
26:27				1 JACOBSEN P for 71 A SKIPAGOTU E Goalkeeper back
27:17	9 CEPIC R Shot centre 9m saved middle centre			
27:28				6 MORTENSEN L for 1 JACOBSEN P Empty goal
27:52				78 MITTUN O Technical Fault
27:53				1 JACOBSEN P for 61 MITTUN P Goalkeeper back
28:33	11 VUJOVIC B Shot breakthrough saved bottom left			
28:39		11 - 19	-8	6 MORTENSEN L Goal fast break bottom left (78 MITTUN O), 99.93 km/h
29:11	7 CAVOR S Goal centre 9m bottom left, 114.05 km/h	12 - 19	-7	
29:18				6 MORTENSEN L for 1 JACOBSEN P Empty goal
29:44				78 MITTUN O Turnover
29:49	11 VUJOVIC B Shot empty goal missed			
29:50				1 JACOBSEN P for 61 MITTUN P Goalkeeper back
30:00				78 MITTUN O Turnover

2nd HALF

Match Time	MNE - Montenegro	Score	Lead	FAR - Faroe Islands
30:00	85 MIJUSKOVIC M Goalkeeper			1 JACOBSEN P Goalkeeper
30:32	87 BOROZAN V Shot centre 9m missed			
30:44				71 A SKIPAGOTU E for 1 JACOBSEN P Empty goal
31:05				79 HORN T Turnover
31:11	85 MIJUSKOVIC M Goal empty goal middle centre, 82.68 km/h	13 - 19	-6	
31:12				1 JACOBSEN P for 25 POULSEN V Goalkeeper back
31:16				25 POULSEN V for 1 JACOBSEN P Empty goal
31:46				25 POULSEN V Shot breakthrough saved middle right
31:50				1 JACOBSEN P for 78 MITTUN O Goalkeeper back
33:11	11 VUJOVIC B Shot centre 9m blocked			71 A SKIPAGOTU E Block
33:21	77 RADOVIC L Technical Fault			
33:32				78 MITTUN O for 1 JACOBSEN P Empty goal
33:58		13 - 20	-7	17 AV TEIGUM H Goal right 6m top left (71 A SKIPAGOTU E), 104.30 km/h
33:59				1 JACOBSEN P for 25 POULSEN V Goalkeeper back
34:42	11 VUJOVIC B Shot right 9m saved middle left			
34:51				17 AV TEIGUM H for 1 JACOBSEN P Empty goal
35:27				17 AV TEIGUM H Shot centre 6m saved bottom right
35:28				1 JACOBSEN P for 78 MITTUN O Goalkeeper back
35:51	20 VUJOVIC S Shot centre 9m saved middle right			
36:05				17 AV TEIGUM H for 1 JACOBSEN P Empty goal
36:31				17 AV TEIGUM H Shot right 6m saved bottom left
36:33				1 JACOBSEN P for 78 MITTUN O Goalkeeper back
36:41	6 VUJOVIC M Turnover			71 A SKIPAGOTU E Steal

OFFICIAL PARTNERS



EHF PARTNERS



NATIONAL SUPPLIERS



Play by Play

Match No: 22

MNE 24 - 37 FAR

(12 - 19) (12 - 18)

2nd HALF

Match Time	MNE - Montenegro	Score	Lead	FAR - Faroe Islands
36:42				78 MITTUN O for 1 JACOBSEN P Empty goal
37:09		13 - 21	-8	71 A SKIPAGOTU E Goal breakthrough bottom right (78 MITTUN O), 75.22 km/h
37:12				1 JACOBSEN P for 17 AV TEIGUM H Goalkeeper back
37:38	17 KALUDEROVIC V Shot centre 9m saved middle centre			
37:45				78 MITTUN O for 1 JACOBSEN P Empty goal
38:27		13 - 22	-9	78 MITTUN O Goal breakthrough top right, 102.22 km/h
38:29				1 JACOBSEN P for 7 NORDBERG A Goalkeeper back
38:38	6 VUJOVIC M Goal centre 6m top left, 90.83 km/h	14 - 22	-8	
38:45				7 NORDBERG A for 1 JACOBSEN P Empty goal
39:17		14 - 23	-9	17 AV TEIGUM H Goal right 6m bottom left (7 NORDBERG A), 92.35 km/h
39:27				1 JACOBSEN P for 78 MITTUN O Goalkeeper back
39:31	17 KALUDEROVIC V Shot left 9m missed			
39:42				7 NORDBERG A for 1 JACOBSEN P Empty goal
40:16	11 VUJOVIC B 7m caused			71 A SKIPAGOTU E 7m received
40:16				1 JACOBSEN P for 78 MITTUN O Goalkeeper back
40:16	11 VUJOVIC B 2-minutes suspension			
40:16		14 - 24	-10	71 A SKIPAGOTU E Goal Penalty shot middle right, 76.52 km/h
40:34	7 CAVOR S for 85 MIJUSKOVIC M Empty goal			
41:12	17 KALUDEROVIC V Goal left 9m middle left, 113.87 km/h	15 - 24	-9	
41:15	85 MIJUSKOVIC M for 6 VUJOVIC M Goalkeeper back			
41:22				7 NORDBERG A for 1 JACOBSEN P Empty goal
41:41		15 - 25	-10	78 MITTUN O Goal left 9m bottom right, 95.73 km/h
41:43				1 JACOBSEN P for 7 NORDBERG A Goalkeeper back
41:52	6 VUJOVIC M for 85 MIJUSKOVIC M Empty goal			
42:29	10 CORSOVIC M Shot centre 6m saved top left			
42:34	85 MIJUSKOVIC M for 11 VUJOVIC B Goalkeeper back			
42:47	20 VUJOVIC S Shot centre 9m saved middle left			
42:54				7 NORDBERG A for 1 JACOBSEN P Empty goal
43:19		15 - 26	-11	17 AV TEIGUM H Goal right 6m bottom right (71 A SKIPAGOTU E), 75.52 km/h
43:24				1 JACOBSEN P for 17 AV TEIGUM H Goalkeeper back
43:53	7 CAVOR S Goal centre 6m top right, 97.51 km/h	16 - 26	-10	
44:02				7 NORDBERG A for 1 JACOBSEN P Empty goal
44:27				Team timeout
44:32	87 BOROZAN V Steal			71 A SKIPAGOTU E Turnover
44:33	9 CEPIC R Goal empty goal middle centre, 66.45 km/h	17 - 26	-9	
44:34				1 JACOBSEN P for 25 POULSEN V Goalkeeper back
44:46				7 NORDBERG A for 1 JACOBSEN P Empty goal
45:08				1 JACOBSEN P for 7 NORDBERG A Goalkeeper back
45:13				47 VEDELSBOL I Shot centre 6m saved bottom right
45:21	87 BOROZAN V Goal breakthrough bottom left (7 CAVOR S), 78.07 km/h	18 - 26	-8	
45:28				7 NORDBERG A for 1 JACOBSEN P Empty goal
45:48		18 - 27	-9	78 MITTUN O Goal breakthrough top left, 89.52 km/h
45:55				1 JACOBSEN P for 17 AV TEIGUM H Goalkeeper back
46:25	9 CEPIC R Turnover			47 VEDELSBOL I Steal
46:32		18 - 28	-10	71 A SKIPAGOTU E Goal fast break bottom left (47 VEDELSBOL I), 81.86 km/h
47:02	7 CAVOR S Shot centre 9m saved bottom left			
47:35				6 MORTENSEN L Shot left 6m missed
47:36				7 NORDBERG A for 1 JACOBSEN P Empty goal
47:37				1 JACOBSEN P for 7 NORDBERG A Goalkeeper back
48:13	12 SULJEVIC H for 85 MIJUSKOVIC M Goalkeeper Substitution			
48:26	9 CEPIC R Turnover			25 POULSEN V Steal
48:36				7 NORDBERG A for 1 JACOBSEN P Empty goal

OFFICIAL PARTNERS



EHF PARTNERS



NATIONAL SUPPLIERS



Match No: 22

Play by Play

MNE 24 - 37 FAR

(12 - 19) (12 - 18)

2nd HALF

Match Time	MNE - Montenegro	Score	Lead	FAR - Faroe Islands
49:01				Technical Fault bench/team
49:02	9 CEPIC R Shot empty goal missed			
49:03				1 JACOBSEN P for 7 NORDBERG A Goalkeeper back
49:16				7 NORDBERG A for 1 JACOBSEN P Empty goal
49:49				75 A SKIPAGOTU R Turnover
49:51				1 JACOBSEN P for 7 NORDBERG A Goalkeeper back
49:53	77 RADOVIC L Goal fast break middle centre (11 VUJOVIC B), 92.58 km/h	19 - 28	-9	
50:02				7 NORDBERG A for 1 JACOBSEN P Empty goal
50:27		19 - 29	-10	7 NORDBERG A Goal breakthrough top left (78 MITTUN O), 86.55 km/h
50:31				1 JACOBSEN P for 78 MITTUN O Goalkeeper back
50:58	77 RADOVIC L Technical Fault			
51:05				17 AV TEIGUM H for 1 JACOBSEN P Empty goal
51:33		19 - 30	-11	47 VEDELSBOL I Goal centre 6m top right (78 MITTUN O), 65.72 km/h
51:35				1 JACOBSEN P for 78 MITTUN O Goalkeeper back
52:02	26 VUJACIC R 7m received			6 MORTENSEN L 7m caused
52:07				12 GUTTESEN T for 1 JACOBSEN P Goalkeeper Substitution
52:07	6 VUJOVIC M Goal Penalty shot middle right (26 VUJACIC R), 101.50 km/h	20 - 30	-10	
52:21				7 NORDBERG A for 12 GUTTESEN T Empty goal
52:39				1 JACOBSEN P for 7 NORDBERG A Goalkeeper back
52:39		20 - 31	-11	6 MORTENSEN L Goal left 6m top right (75 A SKIPAGOTU R), 89.33 km/h
52:39	Video Replay (Punishment review) Punishment			
52:39	26 VUJACIC R Disqualification (red card-direct)			
52:39	20 VUJOVIC S for 12 SULJEVIC H Empty goal			
52:59	77 RADOVIC L Goal centre 9m bottom right, 69.20 km/h	21 - 31	-10	
53:04	12 SULJEVIC H for 20 VUJOVIC S Goalkeeper back			
53:10				7 NORDBERG A for 1 JACOBSEN P Empty goal
53:25		21 - 32	-11	71 A SKIPAGOTU E Goal breakthrough bottom right, 97.99 km/h
53:29				1 JACOBSEN P for 17 AV TEIGUM H Goalkeeper back
53:33	20 VUJOVIC S for 12 SULJEVIC H Empty goal			
53:55	37 BAKIC M Goal centre 9m middle right, 101.95 km/h	22 - 32	-10	
53:57	12 SULJEVIC H for 6 VUJOVIC M Goalkeeper back			
54:05				7 NORDBERG A for 1 JACOBSEN P Empty goal
54:20	37 BAKIC M 7m caused			78 MITTUN O 7m received
54:21				1 JACOBSEN P for 78 MITTUN O Goalkeeper back
54:21		22 - 33	-11	71 A SKIPAGOTU E Goal Penalty shot middle left (78 MITTUN O), 82.35 km/h
54:33	6 VUJOVIC M for 12 SULJEVIC H Empty goal			
54:34	Team timeout			
54:46	12 SULJEVIC H for 26 VUJACIC R Goalkeeper back			
55:21	6 VUJOVIC M Technical Fault			
55:21	6 VUJOVIC M 2-minutes suspension			
55:30				7 NORDBERG A for 1 JACOBSEN P Empty goal
55:44		22 - 34	-12	78 MITTUN O Goal breakthrough middle right, 98.78 km/h
55:45				1 JACOBSEN P for 17 AV TEIGUM H Goalkeeper back
55:52	2 VUJOVIC F for 12 SULJEVIC H Empty goal			
56:25	12 SULJEVIC H for 2 VUJOVIC F Goalkeeper back			
56:29	20 VUJOVIC S Shot right 9m missed			
56:37				7 NORDBERG A for 1 JACOBSEN P Empty goal
56:57		22 - 35	-13	71 A SKIPAGOTU E Goal centre 9m bottom right, 97.83 km/h
56:59				1 JACOBSEN P for 7 NORDBERG A Goalkeeper back
57:04	77 RADOVIC L Goal fast throw off middle centre, 104.06 km/h	23 - 35	-12	
57:09				7 NORDBERG A for 1 JACOBSEN P Empty goal
57:25		23 - 36	-13	79 HORN T Goal centre 6m bottom left (71 A SKIPAGOTU E), 94.28 km/h

OFFICIAL PARTNERS



EHF PARTNERS



NATIONAL SUPPLIERS



Match No: 22

Play by Play

Oslo

MNE 24 - 37 FAR
(12 - 19) (12 - 18)

2nd HALF

Match Time	MNE - Montenegro	Score	Lead	FAR - Faroe Islands
57:27				1 JACOBSEN P for 7 NORDBERG A Goalkeeper back
57:51	37 BAKIC M Goal centre 9m bottom left, 92.24 km/h	24	-36	-12
58:09				Team timeout
58:36				71 A SKIPAGOTU E Technical Fault
59:07	20 VUJOVIC S Shot centre 9m blocked			79 HORN T Block
59:36	11 VUJOVIC B Shot centre 9m blocked			47 VEDELSBOL I Block
59:51	37 BAKIC M Shot left 9m saved bottom right			
60:00		24	-37	-13 71 A SKIPAGOTU E Goal fast break top left, 109.80 km/h

OFFICIAL PARTNERS



EHF PARTNERS



NATIONAL SUPPLIERS



Empty Goal Analysis

Match No: 22

MNE 24 - 37 FAR

(12 - 19) (12 - 18)

Referees: ACCOTO MARTINS Roberto (POR) / ACCOTO MARTINS Daniel (POR)

ATTACKS DURING OWN EMPTY GOAL SITUATION

Players on Court	Attacks		Goals		Saves		Missed		Blocked		Post		Turnovers		Scoring Efficiency		Goals Against	
	MNE	FAR	MNE	FAR	MNE	FAR	MNE	FAR	MNE	FAR	MNE	FAR	MNE	FAR	MNE	FAR	MNE	FAR
7 Against 6	2	38	2	22	1	8		2						7	100	58		2
6 Against 6	2	2	1	2			1								50	100		
Others		4		4												100		
Total:	4	44	3	28	1	8	1	2					7	75	64			2

GOALS/ATTACKS DURING OWN EMPTY GOAL SITUATION - ANALYSIS OF OCCURRENCE (in 5 min intervals)

Players on Court	1st Half											
	0-5		5-10		10-15		15-20		20-25		25-30	
	MNE	FAR	MNE	FAR	MNE	FAR	MNE	FAR	MNE	FAR	MNE	FAR
7 Against 6		1/2		3/4		1/2		3/3		1/3		1/4
6 Against 6		2/2										
Others												
Total:		3/4		3/4		1/2		3/3		1/3		1/4

Players on Court	2nd Half											
	30-35		35-40		40-45		45-50		50-55		55-60	
	MNE	FAR	MNE	FAR	MNE	FAR	MNE	FAR	MNE	FAR	MNE	FAR
7 Against 6		1/3		3/5		1/2		1/4	2/2	5/5		1/1
6 Against 6					1/1						0/1	
Others						2/2						2/2
Total:		1/3		3/5		1/1		1/4	2/2	5/5		3/3

GOALS/ATTACKS DURING OWN EMPTY GOAL SITUATION - ANALYSIS BY DURATION

Team	<15 sec.	15-30 sec.	30-45 sec.	45-60 sec.	>60 sec.
MNE		2/2	1/2		
FAR	2/2	18/27	7/13	1/1	0/1

SUBSTITUTION SUMMARY

Players	MNE	FAR
Goalkeeper <-> Goalkeeper	1	1
Court Player <-> Goalkeeper	12	92
Court Player <-> Court Player	20	72
Total:	33	165

OFFICIAL PARTNERS



EHF PARTNERS



NATIONAL SUPPLIERS



Line-Up Analysis

Oslo

Match No: 22

Attendance: 8.555

MNE 24 - 37 FAR

MNE - Montenegro

Lineup efficiency								Time Played	GF	GA
2 VUJOVIC F	9 CEPIC R	10 CORSOVIC M	11 VUJOVIC B	12 SULJEVIC H	13 RADOVIC M	87 BOROZAN V	14:15	6	11	
6 VUJOVIC M	7 CAVOR S	9 CEPIC R	10 CORSOVIC M	11 VUJOVIC B	12 SULJEVIC H	13 RADOVIC M	8:46	2	4	
6 VUJOVIC M	9 CEPIC R	10 CORSOVIC M	11 VUJOVIC B	20 VUJOVIC S	77 RADOVIC L	85 MIJUSKOVIC M	5:00	0	2	
6 VUJOVIC M	7 CAVOR S	9 CEPIC R	10 CORSOVIC M	77 RADOVIC L	85 MIJUSKOVIC M	87 BOROZAN V	4:28	3	2	
2 VUJOVIC F	7 CAVOR S	9 CEPIC R	11 VUJOVIC B	12 SULJEVIC H	22 VUJOVIC L	87 BOROZAN V	3:15	3	3	
6 VUJOVIC M	10 CORSOVIC M	11 VUJOVIC B	17 KALUDEROVIC V	20 VUJOVIC S	77 RADOVIC L	85 MIJUSKOVIC M	3:12	1	3	
6 VUJOVIC M	7 CAVOR S	9 CEPIC R	10 CORSOVIC M	11 VUJOVIC B	12 SULJEVIC H	77 RADOVIC L	2:30	1	1	
6 VUJOVIC M	11 VUJOVIC B	12 SULJEVIC H	20 VUJOVIC S	22 VUJOVIC L	37 BAKIC M	77 RADOVIC L	2:23	1	3	
6 VUJOVIC M	9 CEPIC R	10 CORSOVIC M	11 VUJOVIC B	77 RADOVIC L	85 MIJUSKOVIC M	87 BOROZAN V	2:22	1	0	
2 VUJOVIC F	11 VUJOVIC B	12 SULJEVIC H	20 VUJOVIC S	22 VUJOVIC L	37 BAKIC M	77 RADOVIC L	2:18	1	1	
2 VUJOVIC F	9 CEPIC R	11 VUJOVIC B	12 SULJEVIC H	13 RADOVIC M	22 VUJOVIC L	87 BOROZAN V	2:11	1	1	
6 VUJOVIC M	9 CEPIC R	11 VUJOVIC B	12 SULJEVIC H	22 VUJOVIC L	26 VUJACIC R	77 RADOVIC L	1:24	0	1	
6 VUJOVIC M	11 VUJOVIC B	20 VUJOVIC S	22 VUJOVIC L	26 VUJACIC R	37 BAKIC M	77 RADOVIC L	1:02	2	0	
6 VUJOVIC M	11 VUJOVIC B	12 SULJEVIC H	22 VUJOVIC L	26 VUJACIC R	37 BAKIC M	77 RADOVIC L	1:01	1	2	
6 VUJOVIC M	7 CAVOR S	9 CEPIC R	10 CORSOVIC M	20 VUJOVIC S	77 RADOVIC L	85 MIJUSKOVIC M	0:55	0	1	
6 VUJOVIC M	7 CAVOR S	10 CORSOVIC M	11 VUJOVIC B	17 KALUDEROVIC V	20 VUJOVIC S	77 RADOVIC L	0:49	1	0	
6 VUJOVIC M	7 CAVOR S	9 CEPIC R	10 CORSOVIC M	11 VUJOVIC B	12 SULJEVIC H	87 BOROZAN V	0:48	0	0	
6 VUJOVIC M	9 CEPIC R	10 CORSOVIC M	11 VUJOVIC B	12 SULJEVIC H	13 RADOVIC M	87 BOROZAN V	0:45	0	0	
7 CAVOR S	10 CORSOVIC M	11 VUJOVIC B	17 KALUDEROVIC V	20 VUJOVIC S	77 RADOVIC L	85 MIJUSKOVIC M	0:37	0	1	
11 VUJOVIC B	12 SULJEVIC H	20 VUJOVIC S	22 VUJOVIC L	26 VUJACIC R	37 BAKIC M	77 RADOVIC L	0:36	0	1	
6 VUJOVIC M	7 CAVOR S	9 CEPIC R	10 CORSOVIC M	11 VUJOVIC B	20 VUJOVIC S	77 RADOVIC L	0:34	0	0	
2 VUJOVIC F	6 VUJOVIC M	11 VUJOVIC B	20 VUJOVIC S	22 VUJOVIC L	37 BAKIC M	77 RADOVIC L	0:33	0	0	
6 VUJOVIC M	7 CAVOR S	9 CEPIC R	10 CORSOVIC M	11 VUJOVIC B	77 RADOVIC L	85 MIJUSKOVIC M	0:16	0	0	

Score development								Time Played	G Diff.
6 VUJOVIC M	11 VUJOVIC B	20 VUJOVIC S	22 VUJOVIC L	26 VUJACIC R	37 BAKIC M	77 RADOVIC L	1:02	+2	
6 VUJOVIC M	7 CAVOR S	10 CORSOVIC M	11 VUJOVIC B	17 KALUDEROVIC V	20 VUJOVIC S	77 RADOVIC L	0:49	+1	
6 VUJOVIC M	9 CEPIC R	10 CORSOVIC M	11 VUJOVIC B	77 RADOVIC L	85 MIJUSKOVIC M	87 BOROZAN V	2:22	+1	
6 VUJOVIC M	7 CAVOR S	9 CEPIC R	10 CORSOVIC M	77 RADOVIC L	85 MIJUSKOVIC M	87 BOROZAN V	4:28	+1	
6 VUJOVIC M	7 CAVOR S	9 CEPIC R	10 CORSOVIC M	11 VUJOVIC B	77 RADOVIC L	85 MIJUSKOVIC M	0:16	0	
2 VUJOVIC F	6 VUJOVIC M	11 VUJOVIC B	20 VUJOVIC S	22 VUJOVIC L	37 BAKIC M	77 RADOVIC L	0:33	0	
6 VUJOVIC M	7 CAVOR S	9 CEPIC R	10 CORSOVIC M	11 VUJOVIC B	20 VUJOVIC S	77 RADOVIC L	0:34	0	
6 VUJOVIC M	9 CEPIC R	10 CORSOVIC M	11 VUJOVIC B	12 SULJEVIC H	13 RADOVIC M	87 BOROZAN V	0:45	0	
6 VUJOVIC M	7 CAVOR S	9 CEPIC R	10 CORSOVIC M	11 VUJOVIC B	12 SULJEVIC H	87 BOROZAN V	0:48	0	
2 VUJOVIC F	9 CEPIC R	11 VUJOVIC B	12 SULJEVIC H	13 RADOVIC M	22 VUJOVIC L	87 BOROZAN V	2:11	0	
2 VUJOVIC F	11 VUJOVIC B	12 SULJEVIC H	20 VUJOVIC S	22 VUJOVIC L	37 BAKIC M	77 RADOVIC L	2:18	0	
6 VUJOVIC M	7 CAVOR S	9 CEPIC R	10 CORSOVIC M	11 VUJOVIC B	12 SULJEVIC H	77 RADOVIC L	2:30	0	
2 VUJOVIC F	7 CAVOR S	9 CEPIC R	11 VUJOVIC B	12 SULJEVIC H	22 VUJOVIC L	87 BOROZAN V	3:15	0	
11 VUJOVIC B	12 SULJEVIC H	20 VUJOVIC S	22 VUJOVIC L	26 VUJACIC R	37 BAKIC M	77 RADOVIC L	0:36	-1	
7 CAVOR S	10 CORSOVIC M	11 VUJOVIC B	17 KALUDEROVIC V	20 VUJOVIC S	77 RADOVIC L	85 MIJUSKOVIC M	0:37	-1	
6 VUJOVIC M	7 CAVOR S	9 CEPIC R	10 CORSOVIC M	20 VUJOVIC S	77 RADOVIC L	85 MIJUSKOVIC M	0:55	-1	
6 VUJOVIC M	11 VUJOVIC B	12 SULJEVIC H	22 VUJOVIC L	26 VUJACIC R	37 BAKIC M	77 RADOVIC L	1:01	-1	
6 VUJOVIC M	9 CEPIC R	11 VUJOVIC B	12 SULJEVIC H	22 VUJOVIC L	26 VUJACIC R	77 RADOVIC L	1:24	-1	
6 VUJOVIC M	11 VUJOVIC B	12 SULJEVIC H	20 VUJOVIC S	22 VUJOVIC L	37 BAKIC M	77 RADOVIC L	2:23	-2	
6 VUJOVIC M	10 CORSOVIC M	11 VUJOVIC B	17 KALUDEROVIC V	20 VUJOVIC S	77 RADOVIC L	85 MIJUSKOVIC M	3:12	-2	
6 VUJOVIC M	9 CEPIC R	10 CORSOVIC M	11 VUJOVIC B	20 VUJOVIC S	77 RADOVIC L	85 MIJUSKOVIC M	5:00	-2	
6 VUJOVIC M	7 CAVOR S	9 CEPIC R	10 CORSOVIC M	11 VUJOVIC B	12 SULJEVIC H	13 RADOVIC M	8:46	-2	
2 VUJOVIC F	9 CEPIC R	10 CORSOVIC M	11 VUJOVIC B	12 SULJEVIC H	13 RADOVIC M	87 BOROZAN V	14:15	-5	

Empty Goal								Time Played	GF	GA
6 VUJOVIC M	11 VUJOVIC B	20 VUJOVIC S	22 VUJOVIC L	26 VUJACIC R	37 BAKIC M	77 RADOVIC L	1:02	2	0	
6 VUJOVIC M	7 CAVOR S	10 CORSOVIC M	11 VUJOVIC B	17 KALUDEROVIC V	20 VUJOVIC S	77 RADOVIC L	0:49	1	0	
6 VUJOVIC M	7 CAVOR S	9 CEPIC R	10 CORSOVIC M	11 VUJOVIC B	20 VUJOVIC S	77 RADOVIC L	0:34	0	0	

OFFICIAL PARTNERS



EHF PARTNERS



NATIONAL SUPPLIERS





MEN'S EUROPEAN HANDBALL CHAMPIONSHIP
EHF EURO 2026

Preliminary Round - Group D



MEN'S EHF EURO 2026
DENMARK · SWEDEN · NORWAY

SUN 18 JAN 2026
Start Time: 18:00

Match No: 22

Line-Up Analysis

MNE 24 - 37 FAR

Oslo
Attendance: 8.555

MNE - Montenegro

Empty Goal							Time Played	GF	GA
2 VUJOVIC F	6 VUJOVIC M	11 VUJOVIC B	20 VUJOVIC S	22 VUJOVIC L	37 BAKIC M	77 RADOVIC L	0:33	0	0



Report Created SUN 18 JAN 2026 20:04

Page 2 of 4

OFFICIAL PARTNERS



EHF PARTNERS



NATIONAL SUPPLIERS



FAR - Faroe Islands

Lineup efficiency								Time Played	GF	GA
1 JACOBSEN P	6 MORTENSEN L	17 AV TEIGUM H	25 POULSEN V	47 VEDELSBOL I	71 A SKIPAGOTU E	79 HORN T	9:23	4	5	
6 MORTENSEN L	17 AV TEIGUM H	25 POULSEN V	47 VEDELSBOL I	71 A SKIPAGOTU E	78 MITTUN O	79 HORN T	8:05	6	2	
1 JACOBSEN P	6 MORTENSEN L	25 POULSEN V	47 VEDELSBOL I	71 A SKIPAGOTU E	78 MITTUN O	79 HORN T	5:32	1	4	
6 MORTENSEN L	7 NORDBERG A	17 AV TEIGUM H	47 VEDELSBOL I	71 A SKIPAGOTU E	78 MITTUN O	79 HORN T	5:31	9	0	
6 MORTENSEN L	8 MIKKJALSSON P	17 AV TEIGUM H	25 POULSEN V	47 VEDELSBOL I	71 A SKIPAGOTU E	78 MITTUN O	4:12	4	0	
1 JACOBSEN P	6 MORTENSEN L	8 MIKKJALSSON P	17 AV TEIGUM H	25 POULSEN V	47 VEDELSBOL I	71 A SKIPAGOTU E	3:46	1	2	
1 JACOBSEN P	17 AV TEIGUM H	25 POULSEN V	30 MIKKELSEN T	47 VEDELSBOL I	71 A SKIPAGOTU E	79 HORN T	3:03	2	1	
1 JACOBSEN P	6 MORTENSEN L	17 AV TEIGUM H	47 VEDELSBOL I	71 A SKIPAGOTU E	78 MITTUN O	79 HORN T	2:52	0	2	
6 MORTENSEN L	7 NORDBERG A	17 AV TEIGUM H	47 VEDELSBOL I	75 A SKIPAGOTU R	78 MITTUN O	79 HORN T	2:11	2	0	
1 JACOBSEN P	6 MORTENSEN L	17 AV TEIGUM H	25 POULSEN V	47 VEDELSBOL I	78 MITTUN O	79 HORN T	1:49	1	1	
1 JACOBSEN P	8 MIKKJALSSON P	17 AV TEIGUM H	25 POULSEN V	30 MIKKELSEN T	47 VEDELSBOL I	71 A SKIPAGOTU E	1:45	1	1	
1 JACOBSEN P	17 AV TEIGUM H	25 POULSEN V	30 MIKKELSEN T	47 VEDELSBOL I	78 MITTUN O	79 HORN T	1:34	0	1	
1 JACOBSEN P	6 MORTENSEN L	17 AV TEIGUM H	25 POULSEN V	30 MIKKELSEN T	47 VEDELSBOL I	79 HORN T	1:28	0	1	
1 JACOBSEN P	6 MORTENSEN L	8 MIKKJALSSON P	17 AV TEIGUM H	25 POULSEN V	47 VEDELSBOL I	78 MITTUN O	1:14	3	0	
1 JACOBSEN P	8 MIKKJALSSON P	17 AV TEIGUM H	25 POULSEN V	47 VEDELSBOL I	71 A SKIPAGOTU E	78 MITTUN O	1:00	0	1	
6 MORTENSEN L	17 AV TEIGUM H	25 POULSEN V	47 VEDELSBOL I	61 MITTUN P	78 MITTUN O	79 HORN T	0:57	0	0	
1 JACOBSEN P	6 MORTENSEN L	17 AV TEIGUM H	25 POULSEN V	30 MIKKELSEN T	71 A SKIPAGOTU E	79 HORN T	0:56	0	0	
1 JACOBSEN P	17 AV TEIGUM H	25 POULSEN V	47 VEDELSBOL I	71 A SKIPAGOTU E	78 MITTUN O	79 HORN T	0:46	1	1	
1 JACOBSEN P	8 MIKKJALSSON P	17 AV TEIGUM H	25 POULSEN V	30 MIKKELSEN T	47 VEDELSBOL I	78 MITTUN O	0:34	0	0	
1 JACOBSEN P	6 MORTENSEN L	7 NORDBERG A	25 POULSEN V	47 VEDELSBOL I	75 A SKIPAGOTU R	79 HORN T	0:34	0	0	
1 JACOBSEN P	6 MORTENSEN L	17 AV TEIGUM H	25 POULSEN V	47 VEDELSBOL I	75 A SKIPAGOTU R	79 HORN T	0:32	0	0	
17 AV TEIGUM H	25 POULSEN V	30 MIKKELSEN T	47 VEDELSBOL I	71 A SKIPAGOTU E	78 MITTUN O	79 HORN T	0:31	1	0	
4 I SELVINDI B	6 MORTENSEN L	17 AV TEIGUM H	25 POULSEN V	47 VEDELSBOL I	71 A SKIPAGOTU E	79 HORN T	0:26	0	0	
1 JACOBSEN P	6 MORTENSEN L	17 AV TEIGUM H	47 VEDELSBOL I	75 A SKIPAGOTU R	78 MITTUN O	79 HORN T	0:24	1	1	
6 MORTENSEN L	8 MIKKJALSSON P	17 AV TEIGUM H	25 POULSEN V	30 MIKKELSEN T	71 A SKIPAGOTU E	78 MITTUN O	0:14	0	0	
6 MORTENSEN L	12 GUTTESSEN T	25 POULSEN V	47 VEDELSBOL I	75 A SKIPAGOTU R	78 MITTUN O	79 HORN T	0:14	0	1	
6 MORTENSEN L	7 NORDBERG A	17 AV TEIGUM H	30 MIKKELSEN T	47 VEDELSBOL I	78 MITTUN O	79 HORN T	0:08	0	0	
1 JACOBSEN P	6 MORTENSEN L	7 NORDBERG A	47 VEDELSBOL I	71 A SKIPAGOTU E	78 MITTUN O	79 HORN T	0:04	0	0	

Score development								Time Played	G Diff.
6 MORTENSEN L	7 NORDBERG A	17 AV TEIGUM H	47 VEDELSBOL I	71 A SKIPAGOTU E	78 MITTUN O	79 HORN T	5:31	+9	
6 MORTENSEN L	8 MIKKJALSSON P	17 AV TEIGUM H	25 POULSEN V	47 VEDELSBOL I	71 A SKIPAGOTU E	78 MITTUN O	4:12	+4	
6 MORTENSEN L	17 AV TEIGUM H	25 POULSEN V	47 VEDELSBOL I	71 A SKIPAGOTU E	78 MITTUN O	79 HORN T	8:05	+4	
1 JACOBSEN P	6 MORTENSEN L	8 MIKKJALSSON P	17 AV TEIGUM H	25 POULSEN V	47 VEDELSBOL I	78 MITTUN O	1:14	+3	
6 MORTENSEN L	7 NORDBERG A	17 AV TEIGUM H	47 VEDELSBOL I	75 A SKIPAGOTU R	78 MITTUN O	79 HORN T	2:11	+2	
17 AV TEIGUM H	25 POULSEN V	30 MIKKELSEN T	47 VEDELSBOL I	71 A SKIPAGOTU E	78 MITTUN O	79 HORN T	0:31	+1	
1 JACOBSEN P	17 AV TEIGUM H	25 POULSEN V	30 MIKKELSEN T	47 VEDELSBOL I	71 A SKIPAGOTU E	79 HORN T	3:03	+1	
1 JACOBSEN P	6 MORTENSEN L	7 NORDBERG A	47 VEDELSBOL I	71 A SKIPAGOTU E	78 MITTUN O	79 HORN T	0:04	0	
6 MORTENSEN L	7 NORDBERG A	17 AV TEIGUM H	30 MIKKELSEN T	47 VEDELSBOL I	78 MITTUN O	79 HORN T	0:08	0	
6 MORTENSEN L	8 MIKKJALSSON P	17 AV TEIGUM H	25 POULSEN V	30 MIKKELSEN T	71 A SKIPAGOTU E	78 MITTUN O	0:14	0	
1 JACOBSEN P	6 MORTENSEN L	17 AV TEIGUM H	47 VEDELSBOL I	75 A SKIPAGOTU R	78 MITTUN O	79 HORN T	0:24	0	
4 I SELVINDI B	6 MORTENSEN L	17 AV TEIGUM H	25 POULSEN V	47 VEDELSBOL I	71 A SKIPAGOTU E	79 HORN T	0:26	0	
1 JACOBSEN P	6 MORTENSEN L	17 AV TEIGUM H	25 POULSEN V	47 VEDELSBOL I	75 A SKIPAGOTU R	79 HORN T	0:32	0	
1 JACOBSEN P	8 MIKKJALSSON P	17 AV TEIGUM H	25 POULSEN V	30 MIKKELSEN T	47 VEDELSBOL I	78 MITTUN O	0:34	0	
1 JACOBSEN P	6 MORTENSEN L	7 NORDBERG A	25 POULSEN V	47 VEDELSBOL I	75 A SKIPAGOTU R	79 HORN T	0:34	0	
1 JACOBSEN P	17 AV TEIGUM H	25 POULSEN V	47 VEDELSBOL I	71 A SKIPAGOTU E	78 MITTUN O	79 HORN T	0:46	0	
1 JACOBSEN P	6 MORTENSEN L	17 AV TEIGUM H	25 POULSEN V	30 MIKKELSEN T	71 A SKIPAGOTU E	79 HORN T	0:56	0	
6 MORTENSEN L	17 AV TEIGUM H	25 POULSEN V	47 VEDELSBOL I	61 MITTUN P	78 MITTUN O	79 HORN T	0:57	0	
1 JACOBSEN P	8 MIKKJALSSON P	17 AV TEIGUM H	25 POULSEN V	30 MIKKELSEN T	47 VEDELSBOL I	71 A SKIPAGOTU E	1:45	0	
1 JACOBSEN P	6 MORTENSEN L	17 AV TEIGUM H	25 POULSEN V	47 VEDELSBOL I	78 MITTUN O	79 HORN T	1:49	0	
6 MORTENSEN L	12 GUTTESSEN T	25 POULSEN V	47 VEDELSBOL I	75 A SKIPAGOTU R	78 MITTUN O	79 HORN T	0:14	-1	
1 JACOBSEN P	8 MIKKJALSSON P	17 AV TEIGUM H	25 POULSEN V	47 VEDELSBOL I	71 A SKIPAGOTU E	78 MITTUN O	1:00	-1	
1 JACOBSEN P	6 MORTENSEN L	17 AV TEIGUM H	25 POULSEN V	30 MIKKELSEN T	47 VEDELSBOL I	79 HORN T	1:28	-1	

OFFICIAL PARTNERS



EHF PARTNERS



NATIONAL SUPPLIERS



Line-Up Analysis

Oslo

Match No: 22

Attendance: 8.555

MNE 24 - 37 FAR

FAR - Faroe Islands

Score development								Time Played	G Diff.
1 JACOBSEN P	17 AV TEIGUM H	25 POULSEN V	30 MIKKELSEN T	47 VEDELSBOL I	78 MITTUN O	79 HORN T		1:34	-1
1 JACOBSEN P	6 MORTENSEN L	8 MIKKJALSSON P	17 AV TEIGUM H	25 POULSEN V	47 VEDELSBOL I	71 A SKIPAGOTU E		3:46	-1
1 JACOBSEN P	6 MORTENSEN L	17 AV TEIGUM H	25 POULSEN V	47 VEDELSBOL I	71 A SKIPAGOTU E	79 HORN T		9:23	-1
1 JACOBSEN P	6 MORTENSEN L	17 AV TEIGUM H	47 VEDELSBOL I	71 A SKIPAGOTU E	78 MITTUN O	79 HORN T		2:52	-2
1 JACOBSEN P	6 MORTENSEN L	25 POULSEN V	47 VEDELSBOL I	71 A SKIPAGOTU E	78 MITTUN O	79 HORN T		5:32	-3

Empty Goal								Time Played	GF	GA
6 MORTENSEN L	17 AV TEIGUM H	25 POULSEN V	47 VEDELSBOL I	71 A SKIPAGOTU E	78 MITTUN O	79 HORN T		8:05	6	2
6 MORTENSEN L	7 NORDBERG A	17 AV TEIGUM H	47 VEDELSBOL I	71 A SKIPAGOTU E	78 MITTUN O	79 HORN T		5:31	9	0
6 MORTENSEN L	8 MIKKJALSSON P	17 AV TEIGUM H	25 POULSEN V	47 VEDELSBOL I	71 A SKIPAGOTU E	78 MITTUN O		4:12	4	0
6 MORTENSEN L	7 NORDBERG A	17 AV TEIGUM H	47 VEDELSBOL I	75 A SKIPAGOTU R	78 MITTUN O	79 HORN T		2:11	2	0
6 MORTENSEN L	17 AV TEIGUM H	25 POULSEN V	47 VEDELSBOL I	61 MITTUN P	78 MITTUN O	79 HORN T		0:57	0	0
17 AV TEIGUM H	25 POULSEN V	30 MIKKELSEN T	47 VEDELSBOL I	71 A SKIPAGOTU E	78 MITTUN O	79 HORN T		0:31	1	0
4 I SELVINDI B	6 MORTENSEN L	17 AV TEIGUM H	25 POULSEN V	47 VEDELSBOL I	71 A SKIPAGOTU E	79 HORN T		0:26	0	0
6 MORTENSEN L	8 MIKKJALSSON P	17 AV TEIGUM H	25 POULSEN V	30 MIKKELSEN T	71 A SKIPAGOTU E	78 MITTUN O		0:14	0	0
6 MORTENSEN L	7 NORDBERG A	17 AV TEIGUM H	30 MIKKELSEN T	47 VEDELSBOL I	78 MITTUN O	79 HORN T		0:08	0	0

Legend:
G Diff. Goals Difference

OFFICIAL PARTNERS



EHF PARTNERS



NATIONAL SUPPLIERS

