

TUE 23 JAN 2024
Start Time: 18:00

Main Round Group II

Hamburg

Start List

Match No: 58

SLO - DEN

Referees: KURTAGIC Mirza (SWE) / WETTERWIK Mattias (SWE) **EHF Supervisor:** MANCHADO LOPEZ Carmen (ESP)
Reserve Referees: SCHULZE Robert (GER) / TÖNNIES Tobias (GER) **EHF Observer:** REIBEL Denis (FRA)
Timekeeper: LOHMANN Björn (GER)
Scorekeeper: WEBER Mirko (GER)

SLO - Slovenia

No.	Name	Pos.	Height m	Int. Matches		Competition Statistics							
				MP	G	MP	G	7mG	YC	2Min	RC	S	7mS
26	FERLIN Klemen	GK	1.92	67	2	6	1					51	6
90	LESJAK Urban	GK	1.88	80	0	6						16	1
6	MARGUC Gasper	RW	1.80	132	457	6	18	5		2			
11	DOLENEC Jure	RB	1.91	189	677	6	15		1	1			
17	CEHTE Nejc	RB	1.96	65	115	6	16		1	1			
19	JOVICIC SLATINSEK Stas	LW	1.88	18	48	6	8			6			
20	KODRIN Tilen	LW	1.92	80	139	5	11			1			
23	ZARABEC Miha	CB	1.78	99	213	6	16						
27	HORZEN Kristjan	P	1.92	38	51	6	15			1			
44	BOMBAC Dean	CB	1.90	122	248	6	9	3					
51	MACKOVSEK Borut	LB	2.03	139	360	6	23	1	1	1			
58	SISKO Peter	LB	1.92	4	2	2							
77	NOVAK Domen	RW	1.81	30	67	6	4						
88	VLAH Aleks	CB	1.91	38	125	6	35	4					
92	DROBEZ Jernej	P	1.95	14	7	6							
95	SUHOLEZNIK Matic	P	2.02	57	45	6				6			
(NN)	BLAGOTINSEK Blaz	P	2.03	128	230	4	8		1	4			
(NN)	MAZEJ Tadej	LW	1.90	27	20	1	2			1			
(NN)	VUJOVIC Miljan	GK	1.98	9	0								
Headcoach	ZORMAN Uros			Bench/Team					4	1			

SLO Played		
PR	FAR	32 - 29
PR	POL	32 - 25
PR	NOR	28 - 27
MR	SWE	22 - 28
MR	POR	30 - 33
MR	NED	37 - 34
MR	DEN	23 JAN

DEN - Denmark

No.	Name	Pos.	Height m	Int. Matches		Competition Statistics							
				MP	G	MP	G	7mG	YC	2Min	RC	S	7mS
1	LANDIN JACOBSEN Niklas	GK	2.01	270	11	6						38	4
12	NIELSEN Emil	GK	1.95	34	2	6						49	4
3	KIRKELØKKE Niclas Vest	RB	1.95	73	135	6	9			2			
4	LANDIN JACOBSEN Magnus	LW	1.97	129	236	6	9		1	2			
7	JAKOBSEN Emil	LW	1.90	64	215	6	11			2			
11	LAUGE SCHMIDT Rasmus	CB	1.95	160	405	6	9		1	1			
18	LINDBERG Hans	RW	1.88	296	800	4	12	10					
21	MØLLGAARD JENSEN Henrik	P	1.96	213	182	6				2			
22	MENSAH LARSEN Mads	CB	1.88	198	321	5	2						
24	HANSEN Mikkel	LB	1.96	263	1332	5	21	15					
25	JØRGENSEN Lukas Lindhard	P	1.94	27	82	6	14			1			
26	HANSEN Johan a Plogv	RW	1.90	89	164	2	2						
27	DAMGAARD NIELSEN Michael	LB	1.92	100	260	6	13						
29	MENSING Hans Aaron	LB	2.01	23	52	3	5						
34	HALD JENSEN Simon	P	2.03	88	92	4	1			1			
45	MADSEN Emil Wernsdorf	RB	1.94	9	23	1	7	3					
(NN)	GIDSEL Mathias	RB	1.90	64	336	6	42						
(NN)	JENSEN Magnus Saugstrup	P	1.95	78	175	6	12		1	2			
(NN)	PYTLLICK Simon Bogetoft	CB	1.93	31	124	6	27			1			
Headcoach	JACOBSEN Nikolaj			Bench/Team					1				

DEN Played		
PR	CZE	23 - 14
PR	GRE	40 - 28
PR	POR	37 - 27
MR	NED	39 - 27
MR	SWE	28 - 27
MR	NOR	29 - 23
MR	SLO	23 JAN

Notes:
Players below the bold line are not playing in this match.

Legend:			
(NN)	Not nominated	2Min	2-Minute Suspensions
CB	Centre Back	G	Goals
LW	Left Wing	MP	Matches Played
Pos	Position	PR	Preliminary Round
RC	Red Cards (Direct and after 3rd 2-Minute Suspension)	RB	Right Back
YC	Yellow Cards	RW	Right Wing
		7mG	7-metre Goals
		GK	Goalkeeper
		MR	Main Round
		7mS	7-metre Saves
		LB	Left Back
		P	Line Player
		S	Saves

Results

Match No: 58

SLO 28 - 25 DEN

(17 - 14) (11 - 11)

Hamburg

Attendance: 9.016

Referees: KURTAGIC Mirza (SWE) / WETTERWIK Mattias (SWE)

Slovenia

Coach: ZORMAN Uros

Time outs: 3

No.	Name	Total			Goals / Shots							Punishments			TP	
		Goals	Shots	%	7m	6m	Wing	BT	FB	FTO	9m	EG	YC	RC		2M
6	MARGUC Gasper	1	2	50	1/2											0:53
11	DOLENEC Jure	1	4	25		1/2				0/2						19:35
17	CEHTE Nejc	3	3	100		1/1				2/2						39:47
19	JOVICIC SLATINSEK Stas	1	1	100			1/1									10:58
20	KODRIN Tilen	1	1	100		1/1								1		49:04
23	ZARABEC Miha	2	2	100		2/2										19:42
26	FERLIN Klemen															34:46
27	HORZEN Kristijan	6	6	100		6/6										14:37
44	BOMBAC Dean	0	1	0		0/1										36:20
51	MACKOVSEK Borut	4	9	44		3/3				1/6				1		39:45
58	SISKO Peter															0:00
77	NOVAK Domen	3	5	60		2/4	1/1									58:57
88	VLAH Aleks	5	8	63	0/1	1/2				3/4	1/1					28:42
90	LESJAK Urban															22:26
92	DROBEZ Jernej	0	1	0		0/1						1		1		20:03
95	SUHOLEZNIK Matic	1	2	50		1/2										24:25
Totals		28	45	62	1/3	18/25	2/2			6/14	1/1	1		3		60:00

No.	Name	Total			Saves / Shots						
		Saves	Shots	%	7m	6m	Wing	BT	FB	FTO	9m
26	FERLIN Klemen	10	28	36		4/13	0/3	0/2	0/1		6/9
90	LESJAK Urban	5	12	42	0/1	1/2	2/4	0/1			2/4
Totals		15	40	38	0/1	5/15	2/7	0/3	0/1		8/13

Denmark

Coach: JACOBSEN Nikolaj

Time outs: 2

No.	Name	Total			Goals / Shots							Punishments			TP	
		Goals	Shots	%	7m	6m	Wing	BT	FB	FTO	9m	EG	YC	RC		2M
1	LANDIN JACOBSEN Niklas															27:46
3	KIRKELOKKE Niclas Vest	6	8	75			1/1	1/1		4/6						58:54
4	LANDIN JACOBSEN Magnus	2	3	67			2/3									29:51
7	JAKOBSEN Emil	2	2	100		1/1	1/1									29:52
11	LAUGE SCHMIDT Rasmus															0:00
12	NIELSEN Emil															27:40
18	LINDBERG Hans	1	2	50	1/1		0/1									22:09
21	MOLLGAARD JENSEN Henrik													1		11:44
22	MENSAH LARSEN Mads	2	6	33		1/2		1/1		0/3				1		42:52
24	HANSEN Mikkel	0	1	0						0/1						10:22
25	JORGENSEN Lukas Lindhard	6	8	75		5/7			1/1							48:00
26	HANSEN Johan a Plogv	1	1	100			1/1									19:08
27	DAMGAARD NIELSEN Michael	3	12	25		2/5		1/1		0/6						35:31
29	MENSING Hans Aaron	1	2	50						1/2						7:49
34	HALD JENSEN Simon	1	1	100		1/1										40:00
45	MADSEN Emil Wernsdorf	0	2	0		0/1				0/1						8:22
Totals		25	48	52	1/1	10/17	5/7	3/3	1/1	5/19				2		60:00

No.	Name	Total			Saves / Shots						
		Saves	Shots	%	7m	6m	Wing	BT	FB	FTO	9m
1	LANDIN JACOBSEN Niklas	4	20	20	0/1	3/14	0/1				1/4
12	NIELSEN Emil	5	16	31	1/1	1/8	0/1				3/6
EG				1							
Totals		9	37	24	1/2	4/22	0/2				4/10

Attacks

Team	All		Player Majority		Player Minority		Position Attacks		FB		Ind. FB		Team FB		TO	TO %
	G/Att.	%	G/Att.	%	G/Att.	%	G/Att.	%	G/Att.	%	G/Att.	%	G/Att.	%		
SLO	28/52	54	2/2	100	2/4	50	27/51	53						12	23	
DEN	25/53	47	1/4	25	2/2	100	24/51	47	1/2	50			1/2	50	9	17

Legend:	
%	Efficiency
9m	9-metre Shots
FTO	Fast Throw off
RC	Red Cards (Direct and after 3rd 2-Minute Suspension)
Wing	Wing Shots
2M	2-Minute Suspensions
BT	Breakthroughs
G/Att.	Goals/Attacks
YC	Yellow Cards
6m	6-metre Shots
EG	Empty Goal
Ind.	Individual
TO	Turnover
7m	7-metre Penalty Shots
FB	Fast Breaks
No.	Uniform Number
TP	Time Played

TUE 23 JAN 2024
Start Time: 18:00

Main Round Group II

Hamburg

Match Team Statistics
Match No: 58

SLO 28 - 25 DEN
(17 - 14) (11 - 11)

Referees: KURTAGIC Mirza (SWE) / WETTERWIK Mattias (SWE)

SLO - Slovenia

Coach: ZORMAN Uros

Time outs: 3

No.	Name	Total			All Goals / Shots									Punishments				Offence			Defence			TP
		Goals	Shots	%	7m	7m%	6m	Wing	BT	FB	FTO	9m	EG	YC	RC	2M	2+2	AS	R7	TO/TF	ST	BS	P7	
6	MARGUC Gasper	1	2	50	1/2	50																		0:53
11	DOLENEC Jure	1	4	25			1/2				0/2							3		2				19:35
17	CEHTE Nejc	3	3	100			1/1				2/2							1	1	1				39:47
19	JOVICIC SLATINSEK Stas	1	1	100				1/1																10:58
20	KODRIN Tilen	1	1	100			1/1								1									49:04
23	ZARABEC Miha	2	2	100			2/2											1		/ 1				19:42
26	FERLIN Klemen																			1				34:46
27	HORZEN Kristijan	6	6	100			6/6												1	/ 1				14:37
44	BOMBAC Dean	0	1	0			0/1											2		/ 2				36:20
51	MACKOVSEK Borut	4	9	44			3/3				1/6				1		2				3	1		39:45
58	SISKO Peter																							0:00
77	NOVAK Domen	3	5	60			2/4	1/1											1					58:57
88	VLAH Aleks	5	8	63	0/1	0	1/2				3/4	1/1						3		1 / 1				28:42
90	LESJAK Urban																							22:26
92	DROBEZ Jernej	0	1	0			0/1							1	1									20:03
95	SUHOLEZNIK Matic	1	2	50			1/2													/ 1				24:25
Team																								1
Totals		28	45	62	1/3	33	18/25	2/2				6/14	1/1	1	3		12	3	5 / 7		3	1		

No.	Name	Total			All Saves / Shots										
		Saves	Shots	%	7m	7m%	6m	Wing	BT	FB	FTO	9m	9m%	NS	NS%
26	FERLIN Klemen	10	28	36			4/13	0/3	0/2	0/1		6/9	67	4/18	22
90	LESJAK Urban	5	12	42	0/1	0	1/2	2/4	0/1		2/4	50	3/7	43	
Totals		15	40	38	0/1	0	5/15	2/7	0/3	0/1	8/13	62	7/25	28	

Attacks

Team	All		Player Majority		Player Minority		Position Attacks		FB		Ind. FB		Team FB		TO	TO %
	G/Att.	%	G/Att.	%	G/Att.	%	G/Att.	%	G/Att.	%	G/Att.	%	G/Att.	%		
SLO	28/52	54	2/2	100	2/4	50	27/51	53							12	23

Team Shots

	Goals	Saves	Missed	Post	Blocked	Total	%	Prop %
6m Shots	18	4	3			25	72	56
Wing Shots	2					2	100	4
L R	1 1					1 1	100 100	2 2
9m Shots	6	4		2	2	14	43	31
L C R	1 2 3	1 3		1 1	1 1	3 6 5	33 33 60	7 13 11
7m Penalty Throws	1	1		1		3	33	7
Fast Breaks								0
Breakthroughs								0
Totals	28	9	3	3	2	45	62	100

Legend:	
% Efficiency	2M 2-Minute Suspensions
9m 9-metre Shots	AS Assists
EG Empty Goal	FB Fast Breaks
L Left	NS Near Shots
R Right	RC Red Cards (Direct and after 3rd 2-Minute Suspension)
TP Time Played	Wing Wing Shots
2+2 2+2 Minute Suspensions	BS Blocked Shots
FTO Fast Throw off	FB Fast Breaks
P7 Penalty 7-metre Fouls	FTO Fast Throw off
YC Yellow Cards	P7 Penalty 7-metre Fouls
6m 6-metre Shots	BT Breakthroughs
G/Att. Goals/Attacks	BT Breakthroughs
Prop % Proportion of Goals	G/Att. Goals/Attacks
7m 7-metre Penalty Shots	ST Steals
C Center	ST Steals
Ind. Individual	TO/TF Turnover/Technical Faults
R7 Received 7-metre Fouls	
TO/TF Turnover/Technical Faults	

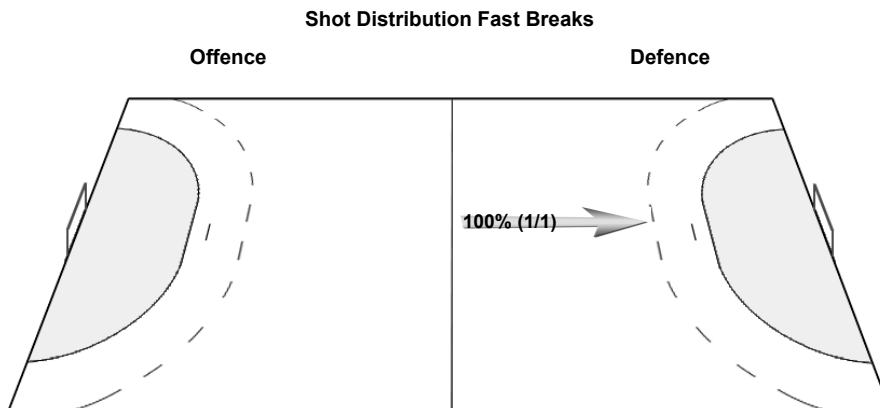
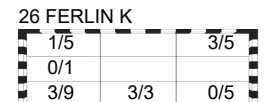
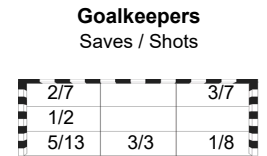
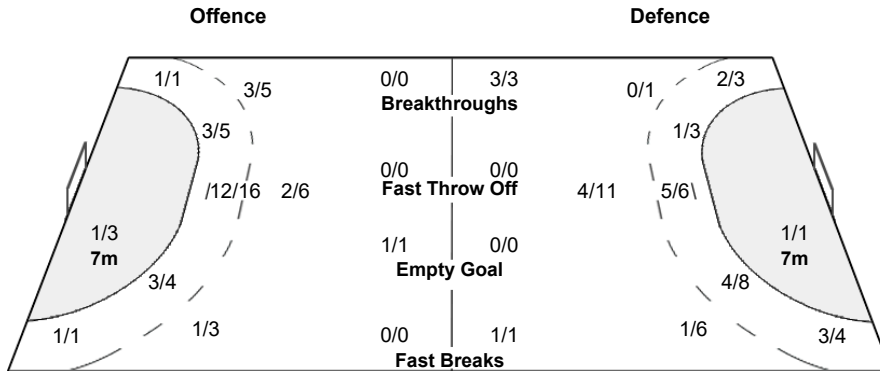
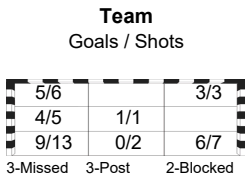

Match Team Statistics
Match No: 58

SLO 28 - 25 DEN
(17 - 14) (11 - 11)

Referees: KURTAGIC Mirza (SWE) / WETTERWIK Mattias (SWE)

SLO - Slovenia

OverView of Shot Distribution



Match Team Statistics

Match No: 58

SLO 28 - 25 DEN

(17 - 14) (11 - 11)

Referees: KURTAGIC Mirza (SWE) / WETTERWIK Mattias (SWE)

DEN - Denmark

Coach: JACOBSEN Nikolaj

Time outs: 2

No.	Name	Total			All Goals / Shots									Punishments				Offence			Defence			TP	
		Goals	Shots	%	7m	7m%	6m	Wing	BT	FB	FTO	9m	EG	YC	RC	2M	2+2	AS	R7	TO/TF	ST	BS	P7		
1	LANDIN JACOBSEN Niklas																							27:46	
3	KIRKELOKKE Niclas Vest	6	8	75				1/1	1/1			4/6						1		1				1	58:54
4	LANDIN JACOBSEN Magnus	2	3	67				2/3												1					29:51
7	JAKOBSEN Emil	2	2	100				1/1	1/1											/ 1				1	29:52
11	LAUGE SCHMIDT Rasmus																								0:00
12	NIELSEN Emil																								27:40
18	LINDBERG Hans	1	2	50	1/1	100		0/1																	22:09
21	MOLLGAARD JENSEN Henrik														1									1	11:44
22	MENSAH LARSEN Mads	2	6	33				1/2		1/1		0/3			1		5	1			1	1			42:52
24	HANSEN Mikkel	0	1	0								0/1					3		1						10:22
25	JORGENSEN Lukas Lindhard	6	8	75				5/7			1/1								/ 2		1				48:00
26	HANSEN Johan a Plogv	1	1	100				1/1																	19:08
27	DAMGAARD NIELSEN Michael	3	12	25				2/5		1/1		0/6							2		/ 1				35:31
29	MENSING Hans Aaron	1	2	50								1/2							2						7:49
34	HALD JENSEN Simon	1	1	100				1/1												/ 1			1		40:00
45	MADSEN Emil Wernsdorf	0	2	0				0/1				0/1													8:22
Team																									
Totals		25	48	52	1/1	100	10/17	5/7	3/3	1/1		5/19				2		13	1	3/6	2	2	3		

No.	Name	Total			All Saves / Shots										
		Saves	Shots	%	7m	7m%	6m	Wing	BT	FB	FTO	9m	9m%	NS	NS%
1	LANDIN JACOBSEN Niklas	4	20	20	0/1	0	3/14	0/1				1/4	25	3/15	20
12	NIELSEN Emil	5	16	31	1/1	100	1/8	0/1				3/6	50	1/9	11
EG			1												
Totals		9	37	24	1/2	50	4/22	0/2				4/10	40	4/24	17

Attacks

Team	All		Player Majority		Player Minority		Position Attacks		FB		Ind. FB		Team FB		TO	TO %
	G/Att.	%	G/Att.	%	G/Att.	%	G/Att.	%	G/Att.	%	G/Att.	%	G/Att.	%		
DEN	25/53	47	1/4	25	2/2	100	24/51	47	1/2	50			1/2	50	9	17

Team Shots

	Goals	Saves	Missed	Post	Blocked	Total	%	Prop %
6m Shots	10	5	1	1		17	59	35
Wing Shots	5	2				7	71	15
L R	3 2	1 1				4 3	75 67	8 6
9m Shots	5	8	1	2	3	19	26	40
L C R	1 4	3 4 1		2	3	6 11 1	17 36 0	13 23 2
7m Penalty Throws	1					1	100	2
Fast Breaks	1					1	100	2
Breakthroughs	3					3	100	6
Totals	25	15	2	3	3	48	52	100

Legend:	
%	Efficiency
9m	9-metre Shots
EG	Empty Goal
L	Left
R	Right
TP	Time Played
2M	2-Minute Suspensions
AS	Assists
FB	Fast Breaks
NS	Near Shots
RC	Red Cards (Direct and after 3rd 2-Minute Suspension)
Wing	Wing Shots
2+2	2+2 Minute Suspensions
BS	Blocked Shots
FTO	Fast Throw off
P7	Penalty 7-metre Fouls
YC	Yellow Cards
6m	6-metre Shots
BT	Breakthroughs
G/Att.	Goals/Attacks
Prop %	Proportion of Goals
ST	Steals
7m	7-metre Penalty Shots
C	Center
Ind.	Individual
R7	Received 7-metre Fouls
TO/TF	Turnover/Technical Faults

TUE 23 JAN 2024
Start Time: 18:00

Main Round Group II

Hamburg

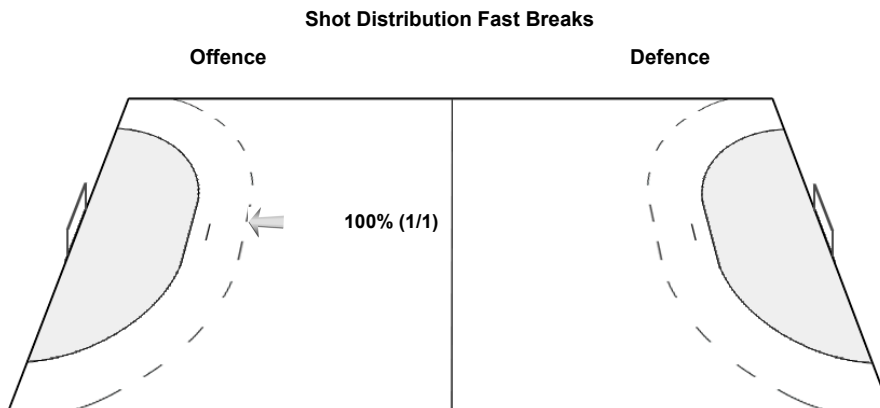
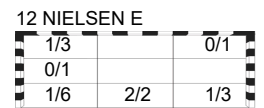
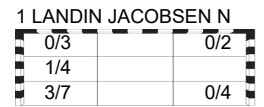
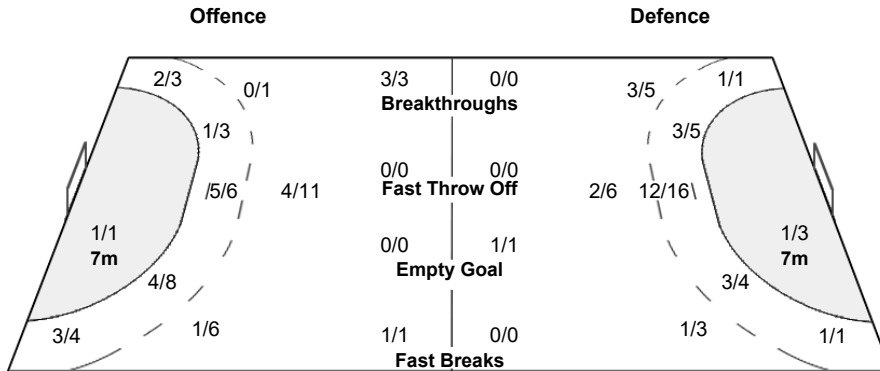

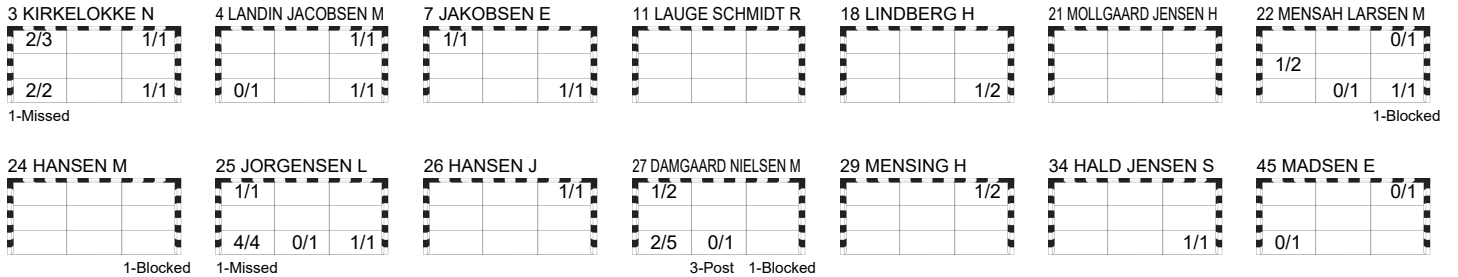
Match Team Statistics
Match No: 58

SLO 28 - 25 DEN
(17 - 14) (11 - 11)

Referees: KURTAGIC Mirza (SWE) / WETTERWIK Mattias (SWE)

DEN - Denmark

OverView of Shot Distribution



Play by Play

Match No: 58

SLO 28 - 25 DEN

(17 - 14) (11 - 11)

Referees: KURTAGIC Mirza (SWE) / WETTERWIK Mattias (SWE)

SLO	6 MARGUC Gasper	11 DOLENEC Jure	17 CEHTE Nejc	A ZORMAN Uros
	19 JOVICIC SLATINSEK Stas	20 KODRIN Tilen	23 ZARABEC Miha	B ZVIZEJ Luka
	26 FERLIN Klemen	27 HORZEN Kristjan	44 BOMBAC Dean	C SKOF Gorazd
	51 MACKOVSEK Borut	58 SSKO Peter	77 NOVAK Domen	D SLOBODNIK Rudi
	88 VLAH Aleks	90 LESJAK Urban	92 DROBEZ Jernej	
	95 SUHOLEZNIK Matic			
DEN	1 LANDIN JACOBSEN Niklas	3 KIRKELOKKE Niclas Vest	4 LANDIN JACOBSEN Magnus	A JOHANSEN Kai
	7 JAKOBSEN Emil	11 LAUGE SCHMIDT Rasmus	12 NIELSEN Emil	B JACOBSEN Nikolaj
	18 LINDBERG Hans	21 MOLLGAARD JENSEN Henrik	22 MENSAH LARSEN Mads	C KRONBORG Henrik
	24 HANSEN Mikkel	25 JORGENSEN Lukas Lindhard	26 HANSEN Johan a Plogv	D GREVE Anja David
	27 DAMGAARD NIELSEN Michael	29 MENSING Hans Aaron	34 HALD JENSEN Simon	
	45 MADSEN Emil Wernsdorf			

1st HALF

Match Time	SLO - Slovenia	Score	Lead	DEN - Denmark
0:00	26 FERLIN K Goalkeeper			1 LANDIN JACOBSEN N Goalkeeper
0:45	51 MACKOVSEK B Shot left 9m post			
1:31	51 MACKOVSEK B Block			27 DAMGAARD NIELSEN M Shot centre 9m blocked
1:54				Technical Fault bench/team
1:57	11 DOLENEC J Shot centre 6m saved bottom left			
2:10		0 - 1	-1	22 MENSAH LARSEN M Goal centre 6m bottom right, 85.86 km/h
2:18	11 DOLENEC J Turnover			
2:26				27 DAMGAARD NIELSEN M Shot left 9m saved bottom centre
2:35	77 NOVAK D Goal right 6m top left (11 DOLENEC J)	1 - 1	0	
3:07	92 DROBEZ J Warning (yellow card)			
3:41				27 DAMGAARD NIELSEN M Shot left 6m post
3:50	92 DROBEZ J Shot centre 6m saved bottom left			
4:03				25 JORGENSEN L Shot right 6m saved bottom centre
4:11	51 MACKOVSEK B Goal left 6m top left	2 - 1	+1	
4:50		2 - 2	0	3 KIRKELOKKE N Goal centre 9m top left, 95.60 km/h
5:28	51 MACKOVSEK B Shot left 9m saved bottom left			
5:39		2 - 3	-1	7 JAKOBSEN E Goal left wing bottom right (24 HANSEN M), 118.06 km/h
6:11	20 KODRIN T Goal centre 6m top right (11 DOLENEC J), 89.57 km/h	3 - 3	0	
6:37				27 DAMGAARD NIELSEN M Shot centre 9m saved bottom left
7:11	27 HORZEN K Goal centre 6m bottom right, 110.69 km/h	4 - 3	+1	
7:31				25 JORGENSEN L Shot centre 6m missed
7:37	27 HORZEN K Technical Fault			
7:51				27 DAMGAARD NIELSEN M Shot left 6m saved bottom left
7:59				24 HANSEN M Turnover
8:42	27 HORZEN K Goal centre 6m top right (51 MACKOVSEK B), 103.58 km/h	5 - 3	+2	
9:09	51 MACKOVSEK B Block			24 HANSEN M Shot centre 9m blocked
9:22	77 NOVAK D Shot right 6m missed			
9:27				Team timeout
9:49		5 - 4	+1	7 JAKOBSEN E Goal left 6m top left (24 HANSEN M)
10:03	11 DOLENEC J Goal left 6m middle left (44 BOMBAC D)	6 - 4	+2	
10:15		6 - 5	+1	25 JORGENSEN L Goal centre 6m bottom left (22 MENSAH LARSEN M), 94.41 km/h
10:59	27 HORZEN K Goal centre 6m bottom left (11 DOLENEC J), 80.39 km/h	7 - 5	+2	
11:31				3 KIRKELOKKE N Shot centre 9m saved top left
11:38	26 FERLIN K Turnover			22 MENSAH LARSEN M Steal
12:03		7 - 6	+1	25 JORGENSEN L Goal centre 6m top left (22 MENSAH LARSEN M), 90.96 km/h
12:42	95 SUHOLEZNIK M Shot left 6m saved middle left			
13:11	95 SUHOLEZNIK M Goal centre 6m middle left (51 MACKOVSEK B), 105.10 km/h	8 - 6	+2	
13:21	51 MACKOVSEK B Block			22 MENSAH LARSEN M Shot centre 9m blocked
14:03	11 DOLENEC J Turnover			
14:15		8 - 7	+1	26 HANSEN J Goal right wing top right (3 KIRKELOKKE N), 43.47 km/h
15:20	11 DOLENEC J Shot right 9m blocked			22 MENSAH LARSEN M Block
15:29	88 VLAH A Goal centre 9m middle left, 110.14 km/h	9 - 7	+2	
15:40		9 - 8	+1	22 MENSAH LARSEN M Goal breakthrough middle left, 107.01 km/h
16:53	95 SUHOLEZNIK M Technical Fault			
17:32		9 - 9	0	3 KIRKELOKKE N Goal centre 9m bottom right, 115.96 km/h
18:39	44 BOMBAC D Technical Fault			
19:06				7 JAKOBSEN E Technical Fault
19:08	Team timeout			
19:37	88 VLAH A Goal left 9m bottom left, 111.66 km/h	10 - 9	+1	
20:17				22 MENSAH LARSEN M Shot right 6m saved top right
20:17				22 MENSAH LARSEN M 2-minutes suspension
20:56	51 MACKOVSEK B Goal left 6m bottom right	11 - 9	+2	

TUE 23 JAN 2024
Start Time: 18:00

Main Round Group II

Hamburg

Play by Play
Match No: 58

SLO 28 - 25 DEN
(17 - 14) (11 - 11)

1st HALF

Match Time	SLO - Slovenia	Score	Lead	DEN - Denmark
21:04				29 MENSING H for 1 LANDIN JACOBSEN N Empty goal
21:43				45 MADSEN E Shot left 6m saved bottom left
21:44				1 LANDIN JACOBSEN N for 29 MENSING H Goalkeeper back
21:50		11 - 10	+1	3 KIRKELOKKE N Goal right wing bottom left, 86.37 km/h
22:12	17 CEHTE N 7m received			7 JAKOBSEN E 7m caused
22:38	6 MARGUC G Goal Penalty shot bottom right (17 CEHTE N), 96.47 km/h	12 - 10	+2	
24:06				22 MENSAH LARSEN M Shot centre 9m saved bottom centre
24:15	17 CEHTE N Goal right 6m bottom right	13 - 10	+3	
24:28				34 HALD JENSEN S for 1 LANDIN JACOBSEN N Empty goal
24:43		13 - 11	+2	34 HALD JENSEN S Goal left 6m bottom right (29 MENSING H)
24:47				1 LANDIN JACOBSEN N for 45 MADSEN E Goalkeeper back
25:24	23 ZARABEC M Goal centre 6m bottom left, 98.59 km/h	14 - 11	+3	
25:38				29 MENSING H for 1 LANDIN JACOBSEN N Empty goal
25:54				1 LANDIN JACOBSEN N for 45 MADSEN E Goalkeeper back
25:54		14 - 12	+2	29 MENSING H Goal left 9m top right, 125.82 km/h
26:33	17 CEHTE N Goal right 9m top left, 106.57 km/h	15 - 12	+3	
26:52				34 HALD JENSEN S for 1 LANDIN JACOBSEN N Empty goal
27:03		15 - 13	+2	25 JORGENSEN L Goal right 6m bottom right (22 MENSAH LARSEN M)
27:04				1 LANDIN JACOBSEN N for 29 MENSING H Goalkeeper back
27:25				34 HALD JENSEN S for 1 LANDIN JACOBSEN N Empty goal
27:25	88 VLAH A Shot centre 6m missed			
27:41				45 MADSEN E Shot right 9m saved top right
27:50	88 VLAH A Goal empty goal middle centre, 88.59 km/h	16 - 13	+3	
28:11				29 MENSING H Shot centre 9m saved top right
28:12				1 LANDIN JACOBSEN N for 45 MADSEN E Goalkeeper back
29:09	17 CEHTE N Turnover			25 JORGENSEN L Steal
29:18		16 - 14	+2	25 JORGENSEN L Goal fast break bottom left (29 MENSING H), 97.05 km/h
29:54	19 JOVICIC SLATINSEK Goal left wing bottom left (88 VLAH A), 95.37 km/h	17 - 14	+3	
30:00				3 KIRKELOKKE N Shot direct free throw missed

2nd HALF

Match Time	SLO - Slovenia	Score	Lead	DEN - Denmark
30:00	26 FERLIN K Goalkeeper			12 NIELSEN E Goalkeeper
30:32		17 - 15	+2	27 DAMGAARD NIELSEN M Goal breakthrough bottom left, 112.76 km/h
31:12	77 NOVAK D Shot centre 6m saved bottom centre			
31:42	Technical Fault bench/team			
31:54		17 - 16	+1	27 DAMGAARD NIELSEN M Goal centre 6m top left, 103.89 km/h
32:29	51 MACKOVSEK B Shot centre 9m blocked			34 HALD JENSEN S Block
33:11	51 MACKOVSEK B Shot centre 9m saved bottom right			
33:38		17 - 17	0	25 JORGENSEN L Goal centre 6m bottom left (27 DAMGAARD NIELSEN M), 70.39 km/h
33:38	51 MACKOVSEK B 2-minutes suspension			
33:52	95 SUHOLEZNIK M for 26 FERLIN K Empty goal			
34:07	44 BOMBAC D Shot right 6m missed			
34:20	26 FERLIN K for 88 VLAH A Goalkeeper back			
34:32				3 KIRKELOKKE N Turnover
34:43	88 VLAH A for 26 FERLIN K Empty goal			
35:28	77 NOVAK D Goal right wing bottom left (44 BOMBAC D), 94.53 km/h	18 - 17	+1	
35:30	26 FERLIN K for 20 KODRIN T Goalkeeper back			
35:44		18 - 18	0	25 JORGENSEN L Goal left 6m bottom left (24 HANSEN M)
36:01	27 HORZEN K for 26 FERLIN K Empty goal			
36:10	90 LESJAK U for 95 SUHOLEZNIK M Goalkeeper back			
36:11	27 HORZEN K 7m received			21 MOLLGAARD JENSEN H 7m caused
36:27	6 MARGUC G Penalty shot post			
37:29				27 DAMGAARD NIELSEN M Shot left 9m saved top left
38:15				25 JORGENSEN L Technical Fault
38:25	77 NOVAK D 7m received			3 KIRKELOKKE N 7m caused
38:39	88 VLAH A Penalty shot saved top left			
39:15		18 - 19	-1	3 KIRKELOKKE N Goal centre 9m bottom left, 113.75 km/h
39:48	11 DOLENEC J Shot centre 9m saved bottom left			
39:56		18 - 20	-2	27 DAMGAARD NIELSEN M Goal left 6m bottom left
41:07	27 HORZEN K Goal centre 6m top right (88 VLAH A), 103.04 km/h	19 - 20	-1	
42:03	92 DROBEZ J 2-minutes suspension			
42:19				4 LANDIN JACOBSEN M Shot left wing saved bottom left
42:35	95 SUHOLEZNIK M for 90 LESJAK U Empty goal			
43:11	44 BOMBAC D Technical Fault			
43:17	90 LESJAK U for 88 VLAH A Goalkeeper back			

Play by Play
Match No: 58

Hamburg

SLO 28 - 25 DEN
 (17 - 14) (11 - 11)

2nd HALF

Match Time	SLO - Slovenia	Score	Lead	DEN - Denmark
43:38		19 - 21	-2	4 LANDIN JACOBSEN M Goal left wing bottom right (27 DAMGAARD NIELSEN M), 109.40 km/h
43:51	88 VLAH A for 90 LESJAK U Empty goal			
44:09	90 LESJAK U for 92 DROBEZ J Goalkeeper back			
44:30	77 NOVAK D Goal right 6m top left	20 - 21	-1	
45:25				27 DAMGAARD NIELSEN M Shot left 9m post
46:04	Team timeout			
46:27	88 VLAH A Goal centre 9m top left, 116.17 km/h	21 - 21	0	
46:28				21 MOLLGAARD JENSEN H 2-minutes suspension
46:35				4 LANDIN JACOBSEN M for 12 NIELSEN E Empty goal
46:54		21 - 22	-1	3 KIRKELOKKE N Goal centre 9m top right, 117.83 km/h
46:57				12 NIELSEN E for 18 LINDBERG H Goalkeeper back
47:26	51 MACKOVSEK B Goal centre 6m bottom right, 98.01 km/h	22 - 22	0	
47:42				18 LINDBERG H for 12 NIELSEN E Empty goal
48:30				12 NIELSEN E for 21 MOLLGAARD JENSEN H Goalkeeper back
48:31				27 DAMGAARD NIELSEN M Shot left 6m saved bottom left
49:38	27 HORZEN K Goal centre 6m middle left (23 ZARABEC M), 98.95 km/h	23 - 22	+1	
50:09				27 DAMGAARD NIELSEN M Shot left 9m post
50:23	23 ZARABEC M for 90 LESJAK U Empty goal			
50:35	90 LESJAK U for 92 DROBEZ J Goalkeeper back			
50:44	88 VLAH A Technical Fault			
51:24				25 JORGENSEN L Technical Fault
51:55	23 ZARABEC M Technical Fault			
52:16				Team timeout
52:16				34 HALD JENSEN S for 12 NIELSEN E Empty goal
52:46				34 HALD JENSEN S Technical Fault
52:47				12 NIELSEN E for 3 KIRKELOKKE N Goalkeeper back
53:53	17 CEHTE N Goal right 9m bottom right, 99.89 km/h	24 - 22	+2	
54:00				34 HALD JENSEN S for 12 NIELSEN E Empty goal
54:23		24 - 23	+1	4 LANDIN JACOBSEN M Goal left wing top right (22 MENSAH LARSEN M), 111.24 km/h
54:24				12 NIELSEN E for 34 HALD JENSEN S Goalkeeper back
55:09	27 HORZEN K Goal centre 6m bottom left (88 VLAH A), 104.82 km/h	25 - 23	+2	
55:23	51 MACKOVSEK B 7m caused			22 MENSAH LARSEN M 7m received
55:23		25 - 24	+1	18 LINDBERG H Goal Penalty shot bottom right (22 MENSAH LARSEN M), 103.95 km/h
56:08	88 VLAH A Turnover			
56:17				27 DAMGAARD NIELSEN M Technical Fault (FB)
56:46	88 VLAH A Shot centre 9m saved bottom centre			
56:59				25 JORGENSEN L for 12 NIELSEN E Empty goal
57:14				12 NIELSEN E for 25 JORGENSEN L Goalkeeper back
57:13				18 LINDBERG H Shot right wing saved bottom right
57:31	Team timeout			
57:42	51 MACKOVSEK B for 90 LESJAK U Empty goal			
57:54	90 LESJAK U for 88 VLAH A Goalkeeper back			
57:50	51 MACKOVSEK B Goal right 9m bottom left, 98.67 km/h	26 - 24	+2	
58:03				4 LANDIN JACOBSEN M Turnover
58:57	51 MACKOVSEK B Shot right 9m post			
59:04	88 VLAH A Goal centre 6m bottom left, 97.50 km/h	27 - 24	+3	
59:32		27 - 25	+2	3 KIRKELOKKE N Goal breakthrough top left, 114.34 km/h
59:33	20 KODRIN T 2-minutes suspension			
59:41	23 ZARABEC M Goal centre 6m bottom left, 115.82 km/h	28 - 25	+3	
60:00				22 MENSAH LARSEN M Shot left 9m saved middle left

Empty Goal Analysis

Match No: 58

SLO 28 - 25 DEN

(17 - 14) (11 - 11)

Referees: KURTAGIC Mirza (SWE) / WETTERWIK Mattias (SWE)

ATTACKS DURING OWN EMPTY GOAL SITUATION

Players on Court	Attacks		Goals		Saves		Missed		Blocked		Post		Turnovers		Scoring Efficiency		Goals Against	
	SLO	DEN	SLO	DEN	SLO	DEN	SLO	DEN	SLO	DEN	SLO	DEN	SLO	DEN	SLO	DEN	SLO	DEN
7 Against 6	3	9	2	4		4							1	1	67	44		1
6 Against 6	3	1	1	1		1	1						1		33	100		
Others																		
Total:	6	10	3	5		5	1						2	1	50	50		1

GOALS/ATTACKS DURING OWN EMPTY GOAL SITUATION - ANALYSIS OF OCCURRENCE (in 5 min intervals)

Players on Court	1st Half												
	0-5		5-10		10-15		15-20		20-25		25-30		
	SLO	DEN	SLO	DEN	SLO	DEN	SLO	DEN	SLO	DEN	SLO	DEN	
7 Against 6													
6 Against 6										1/1		2/4	
Others													
Total:										1/1		2/4	

Players on Court	2nd Half												
	30-35		35-40		40-45		45-50		50-55		55-60		
	SLO	DEN	SLO	DEN	SLO	DEN	SLO	DEN	SLO	DEN	SLO	DEN	
7 Against 6					1/1				0/1	0/1	1/2	1/1	0/1
6 Against 6	0/1		1/1		0/1			1/1					
Others													
Total:	0/1		1/1		1/2			1/2	0/1	1/2	1/1	0/1	

GOALS/ATTACKS DURING OWN EMPTY GOAL SITUATION - ANALYSIS BY DURATION

Team	<15 sec.	15-30 sec.	30-45 sec.	45-60 sec.	>60 sec.
SLO	1/1	0/2	1/2	1/1	
DEN	1/2	4/6	0/1	0/1	

SUBSTITUTION SUMMARY

Players	SLO	DEN
Goalkeeper <-> Goalkeeper	0	0
Court Player <-> Goalkeeper	14	20
Court Player <-> Court Player	102	124
Total:	116	144

Line-Up Analysis

Match No: 58

SLO 28 - 25 DEN

SLO - Slovenia

Lineup efficiency								Time Played	GF	GA
11 DOLENEC J	20 KODRIN T	26 FERLIN K	27 HORZEN K	44 BOMBAC D	51 MACKOVSEK B	77 NOVAK D	92 DROBEZ J	5:46	4	2
11 DOLENEC J	20 KODRIN T	26 FERLIN K	44 BOMBAC D	51 MACKOVSEK B	77 NOVAK D	88 VLAH A	90 LESJAK U	5:09	3	3
17 CEHTE N	20 KODRIN T	23 ZARABEC M	27 HORZEN K	77 NOVAK D	88 VLAH A	90 LESJAK U	92 DROBEZ J	4:39	3	0
17 CEHTE N	20 KODRIN T	26 FERLIN K	44 BOMBAC D	77 NOVAK D	88 VLAH A	95 SUHOLEZNIK M		3:33	0	1
17 CEHTE N	20 KODRIN T	44 BOMBAC D	51 MACKOVSEK B	77 NOVAK D	90 LESJAK U	92 DROBEZ J		3:28	0	2
17 CEHTE N	19 JOVICIC SLATINSEK	23 ZARABEC M	26 FERLIN K	77 NOVAK D	88 VLAH A	95 SUHOLEZNIK M		2:45	4	1
17 CEHTE N	19 JOVICIC SLATINSEK	23 ZARABEC M	51 MACKOVSEK B	77 NOVAK D	88 VLAH A	95 SUHOLEZNIK M		2:45	1	2
17 CEHTE N	20 KODRIN T	51 MACKOVSEK B	77 NOVAK D	88 VLAH A	90 LESJAK U	92 DROBEZ J		2:29	0	2
11 DOLENEC J	20 KODRIN T	26 FERLIN K	44 BOMBAC D	51 MACKOVSEK B	77 NOVAK D	95 SUHOLEZNIK M		2:19	1	2
17 CEHTE N	20 KODRIN T	26 FERLIN K	44 BOMBAC D	51 MACKOVSEK B	77 NOVAK D	92 DROBEZ J		2:04	0	3
11 DOLENEC J	20 KODRIN T	26 FERLIN K	44 BOMBAC D	77 NOVAK D	88 VLAH A	95 SUHOLEZNIK M		1:49	1	1
17 CEHTE N	19 JOVICIC SLATINSEK	26 FERLIN K	51 MACKOVSEK B	77 NOVAK D	88 VLAH A	95 SUHOLEZNIK M		1:49	1	1
17 CEHTE N	20 KODRIN T	26 FERLIN K	27 HORZEN K	44 BOMBAC D	51 MACKOVSEK B	77 NOVAK D		1:42	0	0
17 CEHTE N	20 KODRIN T	44 BOMBAC D	77 NOVAK D	88 VLAH A	90 LESJAK U	95 SUHOLEZNIK M		1:18	1	0
11 DOLENEC J	20 KODRIN T	44 BOMBAC D	51 MACKOVSEK B	77 NOVAK D	88 VLAH A	95 SUHOLEZNIK M		1:15	1	0
17 CEHTE N	20 KODRIN T	23 ZARABEC M	51 MACKOVSEK B	77 NOVAK D	90 LESJAK U	92 DROBEZ J		1:12	0	0
17 CEHTE N	19 JOVICIC SLATINSEK	23 ZARABEC M	26 FERLIN K	51 MACKOVSEK B	77 NOVAK D	88 VLAH A		1:09	1	0
17 CEHTE N	20 KODRIN T	44 BOMBAC D	77 NOVAK D	88 VLAH A	92 DROBEZ J	95 SUHOLEZNIK M		1:00	0	0
17 CEHTE N	20 KODRIN T	44 BOMBAC D	51 MACKOVSEK B	77 NOVAK D	90 LESJAK U	95 SUHOLEZNIK M		0:59	0	0
17 CEHTE N	19 JOVICIC SLATINSEK	23 ZARABEC M	26 FERLIN K	51 MACKOVSEK B	77 NOVAK D	92 DROBEZ J		0:56	0	1
17 CEHTE N	20 KODRIN T	23 ZARABEC M	51 MACKOVSEK B	77 NOVAK D	88 VLAH A	90 LESJAK U		0:53	0	0
17 CEHTE N	20 KODRIN T	23 ZARABEC M	77 NOVAK D	88 VLAH A	90 LESJAK U	95 SUHOLEZNIK M		0:52	0	0
17 CEHTE N	20 KODRIN T	23 ZARABEC M	51 MACKOVSEK B	77 NOVAK D	90 LESJAK U	95 SUHOLEZNIK M		0:47	2	1
11 DOLENEC J	20 KODRIN T	27 HORZEN K	44 BOMBAC D	77 NOVAK D	88 VLAH A	90 LESJAK U		0:46	1	0
17 CEHTE N	20 KODRIN T	26 FERLIN K	44 BOMBAC D	51 MACKOVSEK B	77 NOVAK D	95 SUHOLEZNIK M		0:43	0	1
11 DOLENEC J	20 KODRIN T	23 ZARABEC M	44 BOMBAC D	77 NOVAK D	88 VLAH A	90 LESJAK U		0:39	0	1
20 KODRIN T	26 FERLIN K	27 HORZEN K	44 BOMBAC D	51 MACKOVSEK B	77 NOVAK D	92 DROBEZ J		0:38	0	0
17 CEHTE N	19 JOVICIC SLATINSEK	26 FERLIN K	77 NOVAK D	88 VLAH A	92 DROBEZ J	95 SUHOLEZNIK M		0:36	0	0
17 CEHTE N	20 KODRIN T	44 BOMBAC D	77 NOVAK D	90 LESJAK U	92 DROBEZ J	95 SUHOLEZNIK M		0:34	0	1
6 MARGUC G	17 CEHTE N	19 JOVICIC SLATINSEK	23 ZARABEC M	26 FERLIN K	51 MACKOVSEK B	95 SUHOLEZNIK M		0:31	1	0
11 DOLENEC J	20 KODRIN T	44 BOMBAC D	51 MACKOVSEK B	77 NOVAK D	90 LESJAK U	92 DROBEZ J		0:31	0	0
17 CEHTE N	20 KODRIN T	23 ZARABEC M	77 NOVAK D	88 VLAH A	90 LESJAK U	92 DROBEZ J		0:29	0	0
17 CEHTE N	19 JOVICIC SLATINSEK	20 KODRIN T	23 ZARABEC M	77 NOVAK D	88 VLAH A	90 LESJAK U		0:27	1	0
11 DOLENEC J	20 KODRIN T	23 ZARABEC M	27 HORZEN K	44 BOMBAC D	88 VLAH A	90 LESJAK U		0:20	0	0
17 CEHTE N	20 KODRIN T	23 ZARABEC M	44 BOMBAC D	51 MACKOVSEK B	77 NOVAK D	90 LESJAK U		0:19	0	0
17 CEHTE N	23 ZARABEC M	51 MACKOVSEK B	77 NOVAK D	88 VLAH A	90 LESJAK U	92 DROBEZ J		0:19	1	0
11 DOLENEC J	20 KODRIN T	27 HORZEN K	44 BOMBAC D	51 MACKOVSEK B	77 NOVAK D	90 LESJAK U		0:17	0	0
6 MARGUC G	11 DOLENEC J	20 KODRIN T	44 BOMBAC D	51 MACKOVSEK B	77 NOVAK D	90 LESJAK U		0:15	0	0
11 DOLENEC J	20 KODRIN T	26 FERLIN K	44 BOMBAC D	51 MACKOVSEK B	77 NOVAK D	88 VLAH A		0:14	0	0
17 CEHTE N	20 KODRIN T	27 HORZEN K	77 NOVAK D	88 VLAH A	90 LESJAK U	92 DROBEZ J		0:13	0	0
17 CEHTE N	20 KODRIN T	26 FERLIN K	44 BOMBAC D	51 MACKOVSEK B	88 VLAH A	95 SUHOLEZNIK M		0:12	0	0
17 CEHTE N	20 KODRIN T	23 ZARABEC M	51 MACKOVSEK B	77 NOVAK D	88 VLAH A	92 DROBEZ J		0:12	0	0
17 CEHTE N	20 KODRIN T	23 ZARABEC M	51 MACKOVSEK B	77 NOVAK D	88 VLAH A	95 SUHOLEZNIK M		0:12	0	0
17 CEHTE N	20 KODRIN T	51 MACKOVSEK B	77 NOVAK D	88 VLAH A	90 LESJAK U	95 SUHOLEZNIK M		0:11	0	0
11 DOLENEC J	20 KODRIN T	27 HORZEN K	44 BOMBAC D	51 MACKOVSEK B	77 NOVAK D	95 SUHOLEZNIK M		0:09	0	0
17 CEHTE N	20 KODRIN T	23 ZARABEC M	44 BOMBAC D	77 NOVAK D	88 VLAH A	90 LESJAK U		0:09	1	0
6 MARGUC G	17 CEHTE N	20 KODRIN T	51 MACKOVSEK B	77 NOVAK D	90 LESJAK U	92 DROBEZ J		0:07	0	0
17 CEHTE N	20 KODRIN T	23 ZARABEC M	27 HORZEN K	51 MACKOVSEK B	77 NOVAK D	90 LESJAK U		0:07	0	0
11 DOLENEC J	26 FERLIN K	44 BOMBAC D	51 MACKOVSEK B	77 NOVAK D	88 VLAH A	95 SUHOLEZNIK M		0:06	0	0
17 CEHTE N	20 KODRIN T	44 BOMBAC D	77 NOVAK D	88 VLAH A	90 LESJAK U	92 DROBEZ J		0:06	0	0

Score development								Time Played	G Diff.
17 CEHTE N	19 JOVICIC SLATINSEK	23 ZARABEC M	26 FERLIN K	77 NOVAK D	88 VLAH A	95 SUHOLEZNIK M	2:45	+3	
17 CEHTE N	20 KODRIN T	23 ZARABEC M	27 HORZEN K	77 NOVAK D	88 VLAH A	90 LESJAK U	4:39	+3	
11 DOLENEC J	20 KODRIN T	26 FERLIN K	27 HORZEN K	44 BOMBAC D	51 MACKOVSEK B	77 NOVAK D	5:46	+2	
17 CEHTE N	20 KODRIN T	23 ZARABEC M	44 BOMBAC D	77 NOVAK D	88 VLAH A	90 LESJAK U	0:09	+1	
17 CEHTE N	23 ZARABEC M	51 MACKOVSEK B	77 NOVAK D	88 VLAH A	90 LESJAK U	92 DROBEZ J	0:19	+1	
17 CEHTE N	19 JOVICIC SLATINSEK	20 KODRIN T	23 ZARABEC M	77 NOVAK D	88 VLAH A	90 LESJAK U	0:27	+1	
6 MARGUC G	17 CEHTE N	19 JOVICIC SLATINSEK	23 ZARABEC M	26 FERLIN K	51 MACKOVSEK B	95 SUHOLEZNIK M	0:31	+1	
11 DOLENEC J	20 KODRIN T	27 HORZEN K	44 BOMBAC D	77 NOVAK D	88 VLAH A	90 LESJAK U	0:46	+1	
17 CEHTE N	20 KODRIN T	23 ZARABEC M	51 MACKOVSEK B	77 NOVAK D	90 LESJAK U	95 SUHOLEZNIK M	0:47	+1	
17 CEHTE N	19 JOVICIC SLATINSEK	23 ZARABEC M	26 FERLIN K	51 MACKOVSEK B	77 NOVAK D	88 VLAH A	1:09	+1	
11 DOLENEC J	20 KODRIN T	44 BOMBAC D	51 MACKOVSEK B	77 NOVAK D	88 VLAH A	95 SUHOLEZNIK M	1:15	+1	
17 CEHTE N	20 KODRIN T	44 BOMBAC D	77 NOVAK D	88 VLAH A	90 LESJAK U	95 SUHOLEZNIK M	1:18	+1	
11 DOLENEC J	26 FERLIN K	44 BOMBAC D	51 MACKOVSEK B	77 NOVAK D	88 VLAH A	95 SUHOLEZNIK M	0:06	0	
17 CEHTE N	20 KODRIN T	44 BOMBAC D	77 NOVAK D	88 VLAH A	90 LESJAK U	92 DROBEZ J	0:06	0	
6 MARGUC G	17 CEHTE N	20 KODRIN T	51 MACKOVSEK B	77 NOVAK D	90 LESJAK U	92 DROBEZ J	0:07	0	
17 CEHTE N	20 KODRIN T	23 ZARABEC M	27 HORZEN K	51 MACKOVSEK B	77 NOVAK D	90 LESJAK U	0:07	0	
11 DOLENEC J	20 KODRIN T	27 HORZEN K	44 BOMBAC D	51 MACKOVSEK B	77 NOVAK D	95 SUHOLEZNIK M	0:09	0	

Line-Up Analysis

Match No: 58

Hamburg

Attendance: 9.016

SLO 28 - 25 DEN

SLO - Slovenia

Score development								Time Played	G Diff.
17 CEHTE N	20 KODRIN T	51 MACKOVSEK B	77 NOVAK D	88 VLAH A	90 LESJAK U	95 SUHOLEZNIK M	0:11	0	
17 CEHTE N	20 KODRIN T	26 FERLIN K	44 BOMBAC D	51 MACKOVSEK B	88 VLAH A	95 SUHOLEZNIK M	0:12	0	
17 CEHTE N	20 KODRIN T	23 ZARABEC M	51 MACKOVSEK B	77 NOVAK D	88 VLAH A	92 DROBEZ J	0:12	0	
17 CEHTE N	20 KODRIN T	23 ZARABEC M	51 MACKOVSEK B	77 NOVAK D	88 VLAH A	95 SUHOLEZNIK M	0:12	0	
17 CEHTE N	20 KODRIN T	27 HORZEN K	77 NOVAK D	88 VLAH A	90 LESJAK U	92 DROBEZ J	0:13	0	
11 DOLENEC J	20 KODRIN T	26 FERLIN K	44 BOMBAC D	51 MACKOVSEK B	77 NOVAK D	88 VLAH A	0:14	0	
6 MARGUC G	11 DOLENEC J	23 ZARABEC M	44 BOMBAC D	51 MACKOVSEK B	77 NOVAK D	90 LESJAK U	0:15	0	
11 DOLENEC J	20 KODRIN T	27 HORZEN K	44 BOMBAC D	51 MACKOVSEK B	77 NOVAK D	90 LESJAK U	0:17	0	
17 CEHTE N	20 KODRIN T	23 ZARABEC M	44 BOMBAC D	51 MACKOVSEK B	77 NOVAK D	90 LESJAK U	0:19	0	
11 DOLENEC J	20 KODRIN T	23 ZARABEC M	27 HORZEN K	44 BOMBAC D	88 VLAH A	90 LESJAK U	0:20	0	
17 CEHTE N	20 KODRIN T	23 ZARABEC M	77 NOVAK D	88 VLAH A	90 LESJAK U	92 DROBEZ J	0:29	0	
11 DOLENEC J	20 KODRIN T	44 BOMBAC D	51 MACKOVSEK B	77 NOVAK D	90 LESJAK U	92 DROBEZ J	0:31	0	
17 CEHTE N	19 JOVICIC SLATINSEK	26 FERLIN K	77 NOVAK D	88 VLAH A	92 DROBEZ J	95 SUHOLEZNIK M	0:36	0	
20 KODRIN T	26 FERLIN K	27 HORZEN K	44 BOMBAC D	51 MACKOVSEK B	77 NOVAK D	92 DROBEZ J	0:38	0	
17 CEHTE N	20 KODRIN T	23 ZARABEC M	77 NOVAK D	88 VLAH A	90 LESJAK U	95 SUHOLEZNIK M	0:52	0	
17 CEHTE N	20 KODRIN T	23 ZARABEC M	51 MACKOVSEK B	77 NOVAK D	88 VLAH A	90 LESJAK U	0:53	0	
17 CEHTE N	20 KODRIN T	44 BOMBAC D	51 MACKOVSEK B	77 NOVAK D	90 LESJAK U	95 SUHOLEZNIK M	0:59	0	
17 CEHTE N	20 KODRIN T	44 BOMBAC D	77 NOVAK D	88 VLAH A	92 DROBEZ J	95 SUHOLEZNIK M	1:00	0	
17 CEHTE N	20 KODRIN T	23 ZARABEC M	51 MACKOVSEK B	77 NOVAK D	90 LESJAK U	92 DROBEZ J	1:12	0	
17 CEHTE N	20 KODRIN T	26 FERLIN K	27 HORZEN K	44 BOMBAC D	51 MACKOVSEK B	77 NOVAK D	1:42	0	
11 DOLENEC J	20 KODRIN T	26 FERLIN K	44 BOMBAC D	77 NOVAK D	88 VLAH A	95 SUHOLEZNIK M	1:49	0	
17 CEHTE N	19 JOVICIC SLATINSEK	26 FERLIN K	51 MACKOVSEK B	77 NOVAK D	88 VLAH A	95 SUHOLEZNIK M	1:49	0	
11 DOLENEC J	20 KODRIN T	26 FERLIN K	44 BOMBAC D	51 MACKOVSEK B	77 NOVAK D	92 DROBEZ J	5:09	0	
17 CEHTE N	20 KODRIN T	44 BOMBAC D	77 NOVAK D	90 LESJAK U	92 DROBEZ J	95 SUHOLEZNIK M	0:34	-1	
11 DOLENEC J	20 KODRIN T	23 ZARABEC M	44 BOMBAC D	77 NOVAK D	88 VLAH A	90 LESJAK U	0:39	-1	
17 CEHTE N	20 KODRIN T	26 FERLIN K	44 BOMBAC D	51 MACKOVSEK B	77 NOVAK D	95 SUHOLEZNIK M	0:43	-1	
17 CEHTE N	19 JOVICIC SLATINSEK	23 ZARABEC M	26 FERLIN K	51 MACKOVSEK B	77 NOVAK D	92 DROBEZ J	0:56	-1	
11 DOLENEC J	20 KODRIN T	26 FERLIN K	44 BOMBAC D	51 MACKOVSEK B	77 NOVAK D	95 SUHOLEZNIK M	2:19	-1	
17 CEHTE N	19 JOVICIC SLATINSEK	23 ZARABEC M	26 FERLIN K	51 MACKOVSEK B	77 NOVAK D	95 SUHOLEZNIK M	2:45	-1	
17 CEHTE N	20 KODRIN T	26 FERLIN K	44 BOMBAC D	77 NOVAK D	88 VLAH A	95 SUHOLEZNIK M	3:33	-1	
17 CEHTE N	20 KODRIN T	51 MACKOVSEK B	77 NOVAK D	88 VLAH A	90 LESJAK U	92 DROBEZ J	2:29	-2	
17 CEHTE N	20 KODRIN T	44 BOMBAC D	51 MACKOVSEK B	77 NOVAK D	90 LESJAK U	92 DROBEZ J	3:28	-2	
17 CEHTE N	20 KODRIN T	26 FERLIN K	44 BOMBAC D	51 MACKOVSEK B	77 NOVAK D	92 DROBEZ J	2:04	-3	

Empty Net								Time Played	GF	GA
11 DOLENEC J	20 KODRIN T	44 BOMBAC D	51 MACKOVSEK B	77 NOVAK D	88 VLAH A	95 SUHOLEZNIK M	1:15	1	0	
17 CEHTE N	20 KODRIN T	44 BOMBAC D	77 NOVAK D	88 VLAH A	92 DROBEZ J	95 SUHOLEZNIK M	1:00	0	0	
17 CEHTE N	20 KODRIN T	23 ZARABEC M	51 MACKOVSEK B	77 NOVAK D	88 VLAH A	92 DROBEZ J	0:12	0	0	
17 CEHTE N	20 KODRIN T	23 ZARABEC M	51 MACKOVSEK B	77 NOVAK D	88 VLAH A	95 SUHOLEZNIK M	0:12	0	0	
11 DOLENEC J	20 KODRIN T	27 HORZEN K	44 BOMBAC D	51 MACKOVSEK B	77 NOVAK D	95 SUHOLEZNIK M	0:09	0	0	

Line-Up Analysis

Match No: 58

SLO 28 - 25 DEN

DEN - Denmark

Lineup efficiency								Time Played	GF	GA						
1	LANDIN JACOBSEN N	3	KIRKELOKKE N	7	JAKOBSEN E	22	MENSAH LARSEN M	25	JORGENSEN L	26	HANSEN J	34	HALD JENSEN S	9:36	3	8
3	KIRKELOKKE N	4	LANDIN JACOBSEN M	12	NIELSEN E	18	LINDBERG H	21	MOLLGAARD JENSEN H	27	DAMGAARD NIELSEN M	34	HALD JENSEN S	6:24	1	3
3	KIRKELOKKE N	4	LANDIN JACOBSEN M	12	NIELSEN E	18	LINDBERG H	22	MENSAH LARSEN M	25	JORGENSEN L	27	DAMGAARD NIELSEN M	6:15	2	0
3	KIRKELOKKE N	4	LANDIN JACOBSEN M	12	NIELSEN E	22	MENSAH LARSEN M	25	JORGENSEN L	27	DAMGAARD NIELSEN M	34	HALD JENSEN S	4:35	2	2
1	LANDIN JACOBSEN N	3	KIRKELOKKE N	7	JAKOBSEN E	24	HANSEN M	25	JORGENSEN L	26	HANSEN J	27	DAMGAARD NIELSEN M	3:43	1	0
1	LANDIN JACOBSEN N	3	KIRKELOKKE N	7	JAKOBSEN E	22	MENSAH LARSEN M	25	JORGENSEN L	34	HALD JENSEN S	45	MADSEN E	3:14	1	4
3	KIRKELOKKE N	4	LANDIN JACOBSEN M	12	NIELSEN E	21	MOLLGAARD JENSEN H	22	MENSAH LARSEN M	27	DAMGAARD NIELSEN M	34	HALD JENSEN S	3:05	0	1
1	LANDIN JACOBSEN N	3	KIRKELOKKE N	7	JAKOBSEN E	22	MENSAH LARSEN M	24	HANSEN M	25	JORGENSEN L	26	HANSEN J	2:37	4	0
1	LANDIN JACOBSEN N	3	KIRKELOKKE N	7	JAKOBSEN E	22	MENSAH LARSEN M	25	JORGENSEN L	29	MENSING H	34	HALD JENSEN S	2:30	2	2
3	KIRKELOKKE N	4	LANDIN JACOBSEN M	12	NIELSEN E	18	LINDBERG H	22	MENSAH LARSEN M	27	DAMGAARD NIELSEN M	34	HALD JENSEN S	2:17	1	2
1	LANDIN JACOBSEN N	3	KIRKELOKKE N	7	JAKOBSEN E	22	MENSAH LARSEN M	25	JORGENSEN L	29	MENSING H	45	MADSEN E	2:12	0	0
3	KIRKELOKKE N	4	LANDIN JACOBSEN M	12	NIELSEN E	18	LINDBERG H	25	JORGENSEN L	27	DAMGAARD NIELSEN M	34	HALD JENSEN S	2:06	0	2
3	KIRKELOKKE N	7	JAKOBSEN E	22	MENSAH LARSEN M	25	JORGENSEN L	29	MENSING H	34	HALD JENSEN S	45	MADSEN E	1:34	2	1
3	KIRKELOKKE N	4	LANDIN JACOBSEN M	12	NIELSEN E	18	LINDBERG H	24	HANSEN M	25	JORGENSEN L	27	DAMGAARD NIELSEN M	1:27	2	0
1	LANDIN JACOBSEN N	3	KIRKELOKKE N	7	JAKOBSEN E	22	MENSAH LARSEN M	25	JORGENSEN L	26	HANSEN J	27	DAMGAARD NIELSEN M	1:16	1	0
3	KIRKELOKKE N	4	LANDIN JACOBSEN M	18	LINDBERG H	21	MOLLGAARD JENSEN H	22	MENSAH LARSEN M	25	JORGENSEN L	27	DAMGAARD NIELSEN M	1:10	1	0
3	KIRKELOKKE N	4	LANDIN JACOBSEN M	18	LINDBERG H	22	MENSAH LARSEN M	25	JORGENSEN L	27	DAMGAARD NIELSEN M	34	HALD JENSEN S	1:10	1	0
1	LANDIN JACOBSEN N	3	KIRKELOKKE N	7	JAKOBSEN E	24	HANSEN M	25	JORGENSEN L	26	HANSEN J	27	DAMGAARD NIELSEN M	1:04	0	1
4	LANDIN JACOBSEN M	12	NIELSEN E	18	LINDBERG H	21	MOLLGAARD JENSEN H	25	JORGENSEN L	27	DAMGAARD NIELSEN M	34	HALD JENSEN S	0:45	0	0
3	KIRKELOKKE N	7	JAKOBSEN E	22	MENSAH LARSEN M	24	HANSEN M	25	JORGENSEN L	29	MENSING H	45	MADSEN E	0:40	0	0
1	LANDIN JACOBSEN N	3	KIRKELOKKE N	7	JAKOBSEN E	25	JORGENSEN L	29	MENSING H	34	HALD JENSEN S	45	MADSEN E	0:33	0	1
1	LANDIN JACOBSEN N	3	KIRKELOKKE N	7	JAKOBSEN E	25	JORGENSEN L	26	HANSEN J	27	DAMGAARD NIELSEN M	34	HALD JENSEN S	0:24	0	0
1	LANDIN JACOBSEN N	3	KIRKELOKKE N	7	JAKOBSEN E	24	HANSEN M	25	JORGENSEN L	26	HANSEN J	29	MENSING H	0:20	0	0
4	LANDIN JACOBSEN M	12	NIELSEN E	18	LINDBERG H	22	MENSAH LARSEN M	25	JORGENSEN L	27	DAMGAARD NIELSEN M	34	HALD JENSEN S	0:12	1	0
3	KIRKELOKKE N	4	LANDIN JACOBSEN M	12	NIELSEN E	21	MOLLGAARD JENSEN H	22	MENSAH LARSEN M	25	JORGENSEN L	27	DAMGAARD NIELSEN M	0:11	0	0
1	LANDIN JACOBSEN N	3	KIRKELOKKE N	7	JAKOBSEN E	22	MENSAH LARSEN M	24	HANSEN M	25	JORGENSEN L	45	MADSEN E	0:09	0	0
4	LANDIN JACOBSEN M	12	NIELSEN E	18	LINDBERG H	24	HANSEN M	25	JORGENSEN L	27	DAMGAARD NIELSEN M	34	HALD JENSEN S	0:09	0	0
3	KIRKELOKKE N	12	NIELSEN E	18	LINDBERG H	21	MOLLGAARD JENSEN H	22	MENSAH LARSEN M	27	DAMGAARD NIELSEN M	34	HALD JENSEN S	0:09	0	1
1	LANDIN JACOBSEN N	3	KIRKELOKKE N	24	HANSEN M	25	JORGENSEN L	26	HANSEN J	27	DAMGAARD NIELSEN M	34	HALD JENSEN S	0:08	0	0
3	KIRKELOKKE N	4	LANDIN JACOBSEN M	12	NIELSEN E	18	LINDBERG H	24	HANSEN M	27	DAMGAARD NIELSEN M	34	HALD JENSEN S	0:05	0	0

Score development								Time Played	G Diff.						
1	LANDIN JACOBSEN N	3	KIRKELOKKE N	7	JAKOBSEN E	22	MENSAH LARSEN M	24	HANSEN M	25	JORGENSEN L	26	HANSEN J	2:37	+4
3	KIRKELOKKE N	4	LANDIN JACOBSEN M	12	NIELSEN E	18	LINDBERG H	24	HANSEN M	25	JORGENSEN L	27	DAMGAARD NIELSEN M	1:27	+2
3	KIRKELOKKE N	4	LANDIN JACOBSEN M	12	NIELSEN E	18	LINDBERG H	22	MENSAH LARSEN M	25	JORGENSEN L	27	DAMGAARD NIELSEN M	6:15	+2
4	LANDIN JACOBSEN M	12	NIELSEN E	18	LINDBERG H	22	MENSAH LARSEN M	25	JORGENSEN L	27	DAMGAARD NIELSEN M	34	HALD JENSEN S	0:12	+1
3	KIRKELOKKE N	4	LANDIN JACOBSEN M	18	LINDBERG H	21	MOLLGAARD JENSEN H	22	MENSAH LARSEN M	25	JORGENSEN L	27	DAMGAARD NIELSEN M	1:10	+1
3	KIRKELOKKE N	4	LANDIN JACOBSEN M	18	LINDBERG H	22	MENSAH LARSEN M	25	JORGENSEN L	27	DAMGAARD NIELSEN M	34	HALD JENSEN S	1:10	+1
1	LANDIN JACOBSEN N	3	KIRKELOKKE N	7	JAKOBSEN E	22	MENSAH LARSEN M	25	JORGENSEN L	26	HANSEN J	27	DAMGAARD NIELSEN M	1:16	+1
3	KIRKELOKKE N	7	JAKOBSEN E	22	MENSAH LARSEN M	25	JORGENSEN L	29	MENSING H	34	HALD JENSEN S	45	MADSEN E	1:34	+1
1	LANDIN JACOBSEN N	3	KIRKELOKKE N	7	JAKOBSEN E	24	HANSEN M	25	JORGENSEN L	26	HANSEN J	27	DAMGAARD NIELSEN M	3:43	+1
3	KIRKELOKKE N	4	LANDIN JACOBSEN M	12	NIELSEN E	18	LINDBERG H	24	HANSEN M	27	DAMGAARD NIELSEN M	34	HALD JENSEN S	0:05	0
1	LANDIN JACOBSEN N	3	KIRKELOKKE N	24	HANSEN M	25	JORGENSEN L	26	HANSEN J	27	DAMGAARD NIELSEN M	34	HALD JENSEN S	0:08	0
1	LANDIN JACOBSEN N	3	KIRKELOKKE N	7	JAKOBSEN E	22	MENSAH LARSEN M	24	HANSEN M	25	JORGENSEN L	45	MADSEN E	0:09	0
4	LANDIN JACOBSEN M	12	NIELSEN E	18	LINDBERG H	24	HANSEN M	25	JORGENSEN L	27	DAMGAARD NIELSEN M	34	HALD JENSEN S	0:09	0
3	KIRKELOKKE N	4	LANDIN JACOBSEN M	12	NIELSEN E	21	MOLLGAARD JENSEN H	22	MENSAH LARSEN M	25	JORGENSEN L	27	DAMGAARD NIELSEN M	0:11	0
1	LANDIN JACOBSEN N	3	KIRKELOKKE N	7	JAKOBSEN E	24	HANSEN M	25	JORGENSEN L	26	HANSEN J	29	MENSING H	0:20	0
1	LANDIN JACOBSEN N	3	KIRKELOKKE N	7	JAKOBSEN E	25	JORGENSEN L	26	HANSEN J	27	DAMGAARD NIELSEN M	34	HALD JENSEN S	0:24	0
3	KIRKELOKKE N	7	JAKOBSEN E	22	MENSAH LARSEN M	24	HANSEN M	25	JORGENSEN L	29	MENSING H	45	MADSEN E	0:40	0
4	LANDIN JACOBSEN M	12	NIELSEN E	18	LINDBERG H	21	MOLLGAARD JENSEN H	25	JORGENSEN L	27	DAMGAARD NIELSEN M	34	HALD JENSEN S	0:45	0
1	LANDIN JACOBSEN N	3	KIRKELOKKE N	7	JAKOBSEN E	22	MENSAH LARSEN M	25	JORGENSEN L	29	MENSING H	45	MADSEN E	2:12	0
1	LANDIN JACOBSEN N	3	KIRKELOKKE N	7	JAKOBSEN E	22	MENSAH LARSEN M	25	JORGENSEN L	29	MENSING H	34	HALD JENSEN S	2:30	0
3	KIRKELOKKE N	4	LANDIN JACOBSEN M	12	NIELSEN E	22	MENSAH LARSEN M	25	JORGENSEN L	27	DAMGAARD NIELSEN M	34	HALD JENSEN S	4:35	0
3	KIRKELOKKE N	12	NIELSEN E	18	LINDBERG H	21	MOLLGAARD JENSEN H	22	MENSAH LARSEN M	27	DAMGAARD NIELSEN M	34	HALD JENSEN S	0:09	-1
1	LANDIN JACOBSEN N	3	KIRKELOKKE N	7	JAKOBSEN E	25	JORGENSEN L	29	MENSING H	34	HALD JENSEN S	45	MADSEN E	0:33	-1
1	LANDIN JACOBSEN N	3	KIRKELOKKE N	7	JAKOBSEN E	24	HANSEN M	25	JORGENSEN L	26	HANSEN J	34	HALD JENSEN S	1:04	-1
3	KIRKELOKKE N	4	LANDIN JACOBSEN M	12	NIELSEN E	18	LINDBERG H	22	MENSAH LARSEN M	27	DAMGAARD NIELSEN M	34	HALD JENSEN S	2:17	-1
3	KIRKELOKKE N	4	LANDIN JACOBSEN M	12	NIELSEN E	21	MOLLGAARD JENSEN H	22	MENSAH LARSEN M	27	DAMGAARD NIELSEN M	34	HALD JENSEN S	3:05	-1
3	KIRKELOKKE N	4	LANDIN JACOBSEN M	12	NIELSEN E	18	LINDBERG H	25	JORGENSEN L	27	DAMGAARD NIELSEN M	34	HALD JENSEN S	2:06	-2
3	KIRKELOKKE N	4	LANDIN JACOBSEN M	12	NIELSEN E	18	LINDBERG H	21	MOLLGAARD JENSEN H	27	DAMGAARD NIELSEN M	34	HALD JENSEN S	6:24	-2
1	LANDIN JACOBSEN N	3	KIRKELOKKE N	7	JAKOBSEN E	22	MENSAH LARSEN M	25	JORGENSEN L	34	HALD JENSEN S	45	MADSEN E	3:14	-3
1	LANDIN JACOBSEN N	3	KIRKELOKKE N	7	JAKOBSEN E	22	MENSAH LARSEN M	25	JORGENSEN L	26	HANSEN J	34	HALD JENSEN S	9:36	-5

Empty Net								Time Played	GF	GA						
3	KIRKELOKKE N	7	JAKOBSEN E	22	MENSAH LARSEN M	25	JORGENSEN L	29	MENSING H	34	HALD JENSEN S	45	MADSEN E	1:34	2	1
3	KIRKELOKKE N	4	LANDIN JACOBSEN M	18	LINDBERG H	21	MOLLGAARD JENSEN H	22	MENSAH LARSEN M	25	JORGENSEN L	27	DAMGAARD NIELSEN M	1:10	1	0
3	KIRKELOKKE N	4	LANDIN JACOBSEN M	18	LINDBERG H	22	MENSAH LARSEN M	25	JORGENSEN L	27	DAMGAARD NIELSEN M	34	HALD JENSEN S	1:10	1	0
3	KIRKELOKKE N	7	JAKOBSEN E	22	MENSAH LARSEN M	24	HANSEN M	25	JORGENSEN L	29	MENSING H	45	MADSEN E	0:40	0	0



MEN'S EUROPEAN HANDBALL CHAMPIONSHIP
EHF EURO 2024

Main Round Group II



MEN'S EHF EURO 2024

GERMANY
10-28 JANUARY

TUE 23 JAN 2024
Start Time: 18:00

Line-Up Analysis
Match No: 58

Hamburg

Attendance: 9.016

Legend:
G Diff. Goals Difference