

Start List

Match No: 22

POL - SLO

Referees: NIKOLOV Slave (MKD) / NACHEVSKI Gjorgji (MKD) **EHF Supervisor:** MANCHADO LOPEZ Carmen (ESP)
Reserve Referees: MARÍN LORENTE Andreu (ESP) / GARCIA SERRADILLA Ignacio (ESP) **EHF Observer:** REISINGER Gerhard (AUT)
Timekeeper: SABATH-PIETSCHNER Andre (GER)
Scorekeeper: BALZ Mario (GER)

POL - Poland

No.	Name	Pos.	Height m	Int. Matches		Competition Statistics								
				MP	G	MP	G	7mG	YC	2Min	RC	S	7mS	
1	KORNECKI Mateusz	GK	1.93	74	6	1							1	
50	SKRZYNIARZ Jakub	GK	1.89	21	0	1							9	1
3	DASZEK Michal	RW	1.82	150	383									
4	JEDRASZCZYK Piotr	CB	1.77	33	63									
5	OLEJNICZAK Michal	CB	1.97	65	110	1	1					3	1	
8	BIS Bartlomiej	P	1.94	30	12	1						1		
9	SICKO Szymon	LB	2.00	60	227	1	5							
11	PATEREK Pawel	CB	1.86	11	16	1	2							
12	PIETRASIK Ariel	LB	2.02	35	69	1	3							
15	POWARZYNSKI Jakub	CB	1.92	6	8	1	1							
21	SYPRZAK Kamil	P	2.07	169	353	1	2	2						
28	GEBALA Maciej (C)	P	2.00	97	129	1	2							
33	SZYSZKO Jakub	RW	1.79	7	15	1	1							
34	URBANIAK Przemyslaw	LW	1.82	6	11	1	1							
36	DAWYDZIK Dawid	P	2.00	55	74	1								
44	CZAPLINSKI Mikołaj	RW	1.88	15	25	1	2							
(NN)	KOSMALA Mateusz	RW	1.82	6	11	1								
(NN)	PRZYTYLA Damian	LB	2.00	39	65	1	1							
Headcoach	LIJEWSKI Marcin			Bench/Team										

POL Played		
PR	NOR	21-32
PR	SLO	13 JAN
PR	FAR	15 JAN

SLO - Slovenia

No.	Name	Pos.	Height m	Int. Matches		Competition Statistics								
				MP	G	MP	G	7mG	YC	2Min	RC	S	7mS	
26	FERLIN Klemen	GK	1.92	62	1	1							11	
90	LESJAK Urban	GK	1.88	75	0	1								
3	BLAGOTINSEK Blaz	P	2.03	125	223	1	1			1	2			
6	MARGUC Gasper	RW	1.80	127	442	1	3	2			1			
11	DOLENEC Jure (C)	RB	1.91	184	666	1	4							
17	CEHTE Nejc	RB	1.96	60	102	1	3							
19	JOVICIC SLATINSEK Stas	LW	1.88	13	41	1	1				2			
20	KODRIN Tilen	LW	1.92	76	129	1	1							
23	ZARABEC Miha	CB	1.78	94	204	1	7							
27	HORZEN Kristjan	P	1.92	33	36	1								
44	BOMBAC Dean	CB	1.90	117	239	1								
51	MACKOVSEK Borut	LB	2.03	134	341	1	4							
77	NOVAK Domen	RW	1.81	25	63	1								
88	VLAH Aleks	CB	1.91	33	98	1	8	2						
92	DROBEZ Jernej	P	1.95	9	7	1								
95	SUHOLEZNIK Matic	P	2.02	52	45	1								
(NN)	MAZEJ Tadej	LW	1.90	26	18									
(NN)	VUJOVIC Miljan	GK	1.98	9	0									
Headcoach	ZORMAN Uros			Bench/Team						1				

SLO Played		
PR	FAR	32-29
PR	POL	13 JAN
PR	NOR	15 JAN

Notes:

Players below the bold line are not playing in this match.

Legend:

(NN)	Not nominated	2Min	2-Minute Suspensions	7mG	7-metre Goals	7mS	7-metre Saves
CB	Centre Back	G	Goals	GK	Goalkeeper	LB	Left Back
LW	Left Wing	MP	Matches Played	P	Line Player	Pos	Position
PR	Preliminary Round	RB	Right Back	RC	Red Cards (Direct and after 3rd 2-Minute Suspension)		
RW	Right Wing	S	Saves	YC	Yellow Cards		

Results

Match No: 22

POL 25 - 32 SLO

(14 - 20) (11 - 12)

Referees: NIKOLOV Slave (MKD) / NACHEVSKI Gjorgji (MKD)

Poland

Coach: LIJEWSKI Marcin

Time outs: 2

No.	Name	Total			Goals / Shots							Punishments			TP	
		Goals	Shots	%	7m	6m	Wing	BT	FB	FTO	9m	EG	YC	RC		2M
1	KORNECKI Mateusz															15:08
3	DASZEK Michal	1	3	33		0/1					1/2					28:24
4	JEDRASZCZYK Piotr	2	3	67		0/1		1/1			1/1					9:43
5	OLEJNICZAK Michal	4	5	80		1/1					3/4					40:12
8	BIS Bartlomiej															35:41
9	SICKO Szymon	4	8	50		2/3					2/5					23:39
11	PATEREK Pawel	1	2	50							1/2					12:03
12	PIETRASIK Ariel	4	6	67				1/1		1/1	2/4					41:51
15	POWARZYNSKI Jakub															11:52
21	SYPRZAK Kamil	3	4	75	2/3	1/1								1		23:27
28	GEBALA Maciej	1	1	100		1/1										20:29
33	SZYSZKO Jakub	2	3	67		1/1		1/2								37:02
34	URBANIAK Przemyslaw	2	3	67				1/2			1/1					26:42
36	DAWYDZIK Dawid															17:49
44	CZAPLINSKI Mikolaj	1	2	50						0/1			1/1			31:40
50	SKRZYNIARZ Jakub															44:18
Totals		25	40	63	2/3	6/9	2/4	2/2	0/1	2/2	10/18	1/1			1	60:00

No.	Name	Total			Saves / Shots						
		Saves	Shots	%	7m	6m	Wing	BT	FB	FTO	9m
1	KORNECKI Mateusz	0	11	0	0/2		0/3	0/1	0/3	0/1	0/1
50	SKRZYNIARZ Jakub	4	25	16	0/3	0/6	0/3	0/2	1/2		3/9
Totals		4	36	11	0/5	0/6	0/6	0/3	1/5	0/1	3/10

Slovenia

Coach: ZORMAN Uros

Time outs: 2

No.	Name	Total			Goals / Shots							Punishments			TP	
		Goals	Shots	%	7m	6m	Wing	BT	FB	FTO	9m	EG	YC	RC		2M
3	BLAGOTINSEK Blaz	1	1	100		1/1									1	42:48
6	MARGUC Gasper	6	6	100	1/1		3/3		2/2							35:41
11	DOLENEC Jure	1	1	100				1/1								35:02
17	CEHTE Nejc	0	2	0							0/2		1			29:23
19	JOVICIC SLATINSEK Stas	1	1	100		1/1										6:42
20	KODRIN Tilen	5	5	100			3/3		1/1	1/1						49:38
23	ZARABEC Miha															13:09
26	FERLIN Klemen															47:33
27	HORZEN Kristjan	4	4	100		4/4										10:31
44	BOMBAC Dean	5	7	71	3/4			1/1			1/2					40:37
51	MACKOVSEK Borut	4	5	80				1/1			3/4			1		41:02
77	NOVAK Domen	1	3	33					1/3							23:31
88	VLAH Aleks	4	6	67	1/2						3/4					24:50
90	LESJAK Urban															10:20
92	DROBEZ Jernej															2:08
95	SUHOLEZNIK Matic													1		7:05
Totals		32	41	78	5/7	6/6	6/6	3/3	4/6	1/1	7/12			1	3	60:00

No.	Name	Total			Saves / Shots						
		Saves	Shots	%	7m	6m	Wing	BT	FB	FTO	9m
26	FERLIN Klemen	7	27	26	0/1	1/7	0/1	0/1	1/1	0/2	5/14
90	LESJAK Urban	3	7	43	1/2	1/1	1/2	0/1			0/1
EG			1								
Totals		10	35	29	1/3	2/8	1/3	0/2	1/1	0/2	5/15

Attacks

Team	All		Player Majority		Player Minority		Position Attacks		FB		Ind. FB		Team FB		TO	TO %
	G/Att.	%	G/Att.	%	G/Att.	%	G/Att.	%	G/Att.	%	G/Att.	%	G/Att.	%		
POL	25/52	48	4/6	67	0/1	0	22/48	46	0/1	0	0/1	0			14	27
SLO	32/53	60	1/1	100	2/4	50	27/46	59	4/6	67	0/1	0	4/5	80	12	23

Legend:	
%	Efficiency
9m	9-metre Shots
FTO	Fast Throw off
RC	Red Cards (Direct and after 3rd 2-Minute Suspension)
Wing	Wing Shots
2M	2-Minute Suspensions
BT	Breakthroughs
G/Att.	Goals/Attacks
YC	Yellow Cards
6m	6-metre Shots
EG	Empty Goal
Ind.	Individual
TO	Turnover
7m	7-metre Penalty Shots
FB	Fast Breaks
No.	Uniform Number
TP	Time Played

Match Team Statistics
Match No: 22

POL 25 - 32 SLO
(14 - 20) (11 - 12)

Referees: NIKOLOV Slave (MKD) / NACHEVSKI Gjorgji (MKD)

POL - Poland

Coach: LIJEWSKI Marcin

Time outs: 2

No.	Name	Total			All Goals / Shots								Punishments				Offence			Defence			TP	
		Goals	Shots	%	7m	7m%	6m	Wing	BT	FB	FTO	9m	EG	YC	RC	2M	2+2	AS	R7	TO/TF	ST	BS		P7
1	KORNECKI Mateusz																							15:08
3	DASZEK Michal	1	3	33			0/1				1/2							2	1	/ 1				28:24
4	JEDRASZCZYK Piotr	2	3	67			0/1		1/1		1/1							2		1				9:43
5	OLEJNICZAK Michal	4	5	80			1/1				3/4							2	2	5		1		40:12
8	BIS Bartlomiej																						1	35:41
9	SICKO Szymon	4	8	50			2/3				2/5									3 / 1				23:39
11	PATEREK Pawel	1	2	50							1/2							3		2				12:03
12	PIETRASIK Ariel	4	6	67					1/1		1/1	2/4											1	41:51
15	POWARZYNSKI Jakub																							11:52
21	SYPRZAK Kamil	3	4	75	2/3	67	1/1									1								23:27
28	GEBALA Maciej	1	1	100			1/1																3	20:29
33	SZYSZKO Jakub	2	3	67			1/1	1/2																37:02
34	URBANIAK Przemyslaw	2	3	67				1/2			1/1												1	26:42
36	DAWYDZIK Dawid																			1		1	1	17:49
44	CZAPLINSKI Mikolaj	1	2	50						0/1		1/1										1	1	31:40
50	SKRZYNIARZ Jakub																							44:18
Totals		25	40	63	2/3	67	6/9	2/4	2/2	0/1	2/2	10/18	1/1			1			11	3	12 / 2	3	1	7

No.	Name	Total			All Saves / Shots										
		Saves	Shots	%	7m	7m%	6m	Wing	BT	FB	FTO	9m	9m%	NS	NS%
1	KORNECKI Mateusz	0	11	0	0/2	0		0/3	0/1	0/3	0/1	0/1	0	0/4	0
50	SKRZYNIARZ Jakub	4	25	16	0/3	0	0/6	0/3	0/2	1/2		3/9	33	0/11	0
Totals		4	36	11	0/5	0	0/6	0/6	0/3	1/5	0/1	3/10	30	0/15	0

Attacks

Team	All		Player Majority		Player Minority		Position Attacks		FB		Ind. FB		Team FB		TO	TO %
	G/Att.	%	G/Att.	%	G/Att.	%	G/Att.	%	G/Att.	%	G/Att.	%	G/Att.	%		
POL	25/52	48	4/6	67	0/1	0	22/48	46	0/1	0	0/1	0			14	27

Team Shots

	Goals	Saves	Missed	Post	Blocked	Total	%	Prop %
6m Shots	6	2	1			9	67	23
Wing Shots	2	1		1		4	50	10
L R	1 1	1		1		2 2	50 50	5 5
9m Shots	10	5	1	2		18	56	45
L C R	3 6 1	4 1	1	2		4 12 2	75 50 50	10 30 5
7m Penalty Throws	2	1				3	67	8
Fast Breaks		1				1	0	3
Breakthroughs	2					2	100	5
Totals	25	10	2	3		40	63	100

Legend:									
%	Efficiency	2M	2-Minute Suspensions	2+2	2+2 Minute Suspensions	6m	6-metre Shots	7m	7-metre Penalty Shots
9m	9-metre Shots	AS	Assists	BS	Blocked Shots	BT	Breakthroughs	C	Center
EG	Empty Goal	FB	Fast Breaks	FTO	Fast Throw off	G/Att.	Goals/Attacks	Ind.	Individual
L	Left	NS	Near Shots	P7	Penalty 7-metre Fouls	Prop %	Proportion of Goals	R7	Received 7-metre Fouls
R	Right	RC	Red Cards (Direct and after 3rd 2-Minute Suspension)	P7	Penalty 7-metre Fouls	ST	Steals	TO/TF	Turnover/Technical Faults
TP	Time Played	Wing	Wing Shots	YC	Yellow Cards				

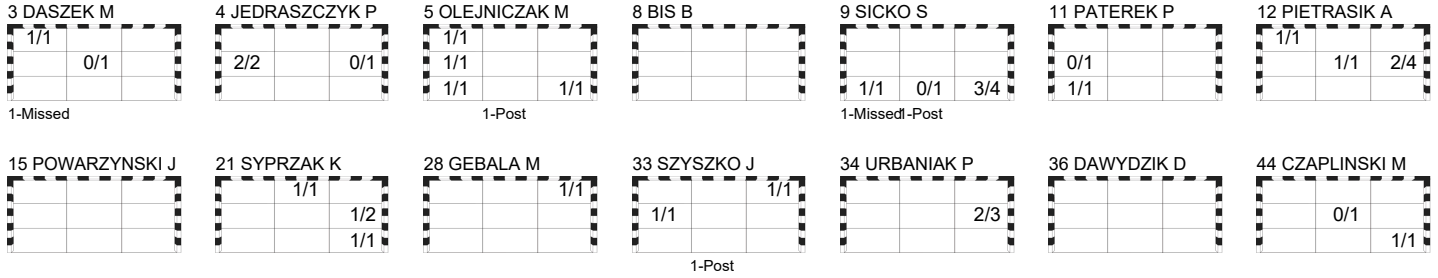
Match Team Statistics
Match No: 22

POL 25 - 32 SLO
(14 - 20) (11 - 12)

Referees: NIKOLOV Slave (MKD) / NACHEVSKI Gjorgji (MKD)

POL - Poland

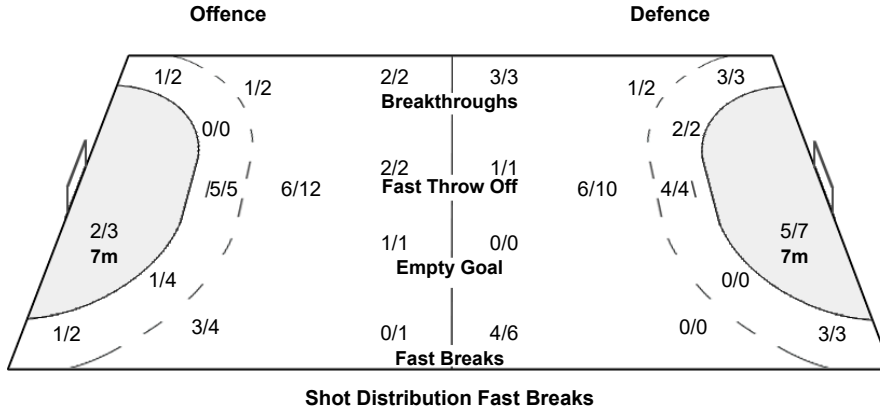
Overview of Shot Distribution



Team Goals / Shots

3/3	1/1	2/2
4/5	1/3	5/10
3/3	0/1	6/7

2-Missed 3-Post



Goalkeepers Saves / Shots

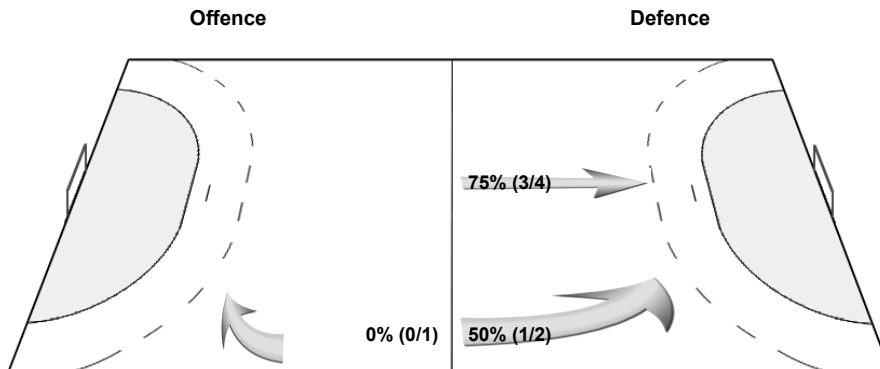
0/3	0/1	0/7
1/9	0/1	1/7
1/3	0/1	1/4

1 KORNECKI M

0/1	0/1
0/2	0/3
0/1	0/2

50 SKRZYNIARZ J

0/3	0/6
1/7	1/4
1/3	1/2



Match Team Statistics

Match No: 22

POL 25 - 32 SLO

(14 - 20) (11 - 12)

Referees: NIKOLOV Slave (MKD) / NACHEVSKI Gjorgji (MKD)

SLO - Slovenia

Coach: ZORMAN Uros

Time outs: 2

No.	Name	Total			All Goals / Shots								Punishments				Offence			Defence			TP	
		Goals	Shots	%	7m	7m%	6m	Wing	BT	FB	FTO	9m	EG	YC	RC	2M	2+2	AS	R7	TO/TF	ST	BS		P7
3	BLAGOTINSEK Blaz	1	1	100			1/1									1	1						2	42:48
6	MARGUC Gasper	6	6	100	1/1	100		3/3		2/2									/ 1	1				35:41
11	DOLENEC Jure	1	1	100					1/1									3	/ 1					35:02
17	CEHTE Nejc	0	2	0							0/2			1				2			1	1		29:23
19	JOVICIC SLATINSEK Stas	1	1	100			1/1											1	/ 1					6:42
20	KODRIN Tilen	5	5	100				3/3		1/1	1/1								1		1			49:38
23	ZARABEC Miha																	3	1					13:09
26	FERLIN Klemen																							47:33
27	HORZEN Kristijan	4	4	100			4/4											1	1	1				10:31
44	BOMBAC Dean	5	7	71	3/4	75			1/1		1/2							5	1	2 / 1				40:37
51	MACKOVSEK Borut	4	5	80					1/1		3/4				1			3	1	2 / 1	3			41:02
77	NOVAK Domen	1	3	33						1/3											1			23:31
88	VLAH Aleks	4	6	67	1/2	50					3/4							3	2	1 / 1				24:50
90	LESJAK Urban																							10:20
92	DROBEZ Jernej																							2:08
95	SUHOLEZNIK Matic														1									7:05
Totals		32	41	78	5/7	71	6/6	6/6	3/3	4/6	1/1	7/12		1		3		22	7	6 / 6	7	3		

No.	Name	Total			All Saves / Shots										
		Saves	Shots	%	7m	7m%	6m	Wing	BT	FB	FTO	9m	9m%	NS	NS%
26	FERLIN Klemen	7	27	26	0/1	0	1/7	0/1	0/1	1/1	0/2	5/14	36	1/9	11
90	LESJAK Urban	3	7	43	1/2	50	1/1	1/2	0/1		0/1	0	2/4	50	
EG			1												
Totals		10	35	29	1/3	33	2/8	1/3	0/2	1/1	0/2	5/15	33	3/13	23

Attacks

Team	All		Player Majority		Player Minority		Position Attacks		FB		Ind. FB		Team FB		TO	TO %
	G/Att.	%	G/Att.	%	G/Att.	%	G/Att.	%	G/Att.	%	G/Att.	%	G/Att.	%		
SLO	32/53	60	1/1	100	2/4	50	27/46	59	4/6	67	0/1	0	4/5	80	12	23

Team Shots

	Goals	Saves	Missed	Post	Blocked	Total	%	Prop %
6m Shots	6					6	100	15
Wing Shots	6					6	100	15
L R	3 3					3 3	100 100	7 7
9m Shots	7	3	1		1	12	58	29
L C R	6 1	2 1	1		1	10 2	60 50	0 24 5
7m Penalty Throws	5		1	1		7	71	17
Fast Breaks	4	1		1		6	67	15
Breakthroughs	3					3	100	7
Totals	32	4	2	2	1	41	78	100

Legend:	
%	Efficiency
9m	9-metre Shots
EG	Empty Goal
L	Left
R	Right
TP	Time Played
2M	2-Minute Suspensions
AS	Assists
FB	Fast Breaks
NS	Near Shots
RC	Red Cards (Direct and after 3rd 2-Minute Suspension)
Wing	Wing Shots
2+2	2+2 Minute Suspensions
BS	Blocked Shots
FTO	Fast Throw off
P7	Penalty 7-metre Fouls
YC	Yellow Cards
6m	6-metre Shots
BT	Breakthroughs
G/Att.	Goals/Attacks
Prop %	Proportion of Goals
ST	Steals
7m	7-metre Penalty Shots
C	Center
Ind.	Individual
R7	Received 7-metre Fouls
TO/TF	Turnover/Technical Faults

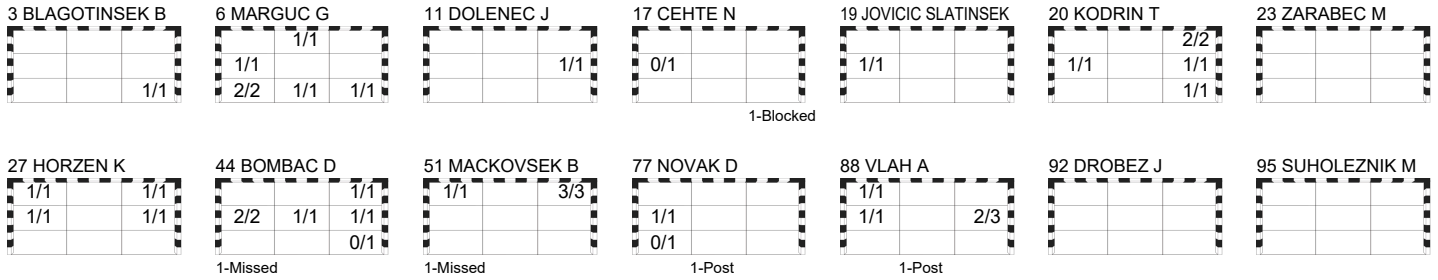
Match Team Statistics
Match No: 22

POL 25 - 32 SLO
(14 - 20) (11 - 12)

Referees: NIKOLOV Slave (MKD) / NACHEVSKI Gjorgji (MKD)

SLO - Slovenia

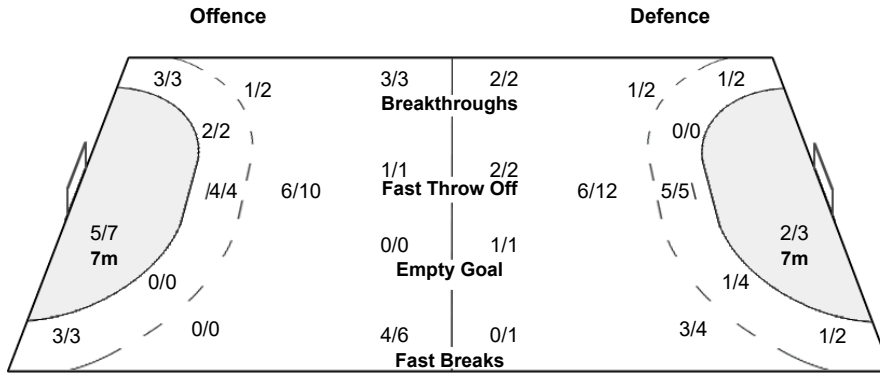
OverView of Shot Distribution



Team Goals / Shots

3/3	1/1	7/7
8/9	1/1	6/7
2/3	1/1	3/4

2-Missed 2-Post 1-Blocked



Goalkeepers Saves / Shots

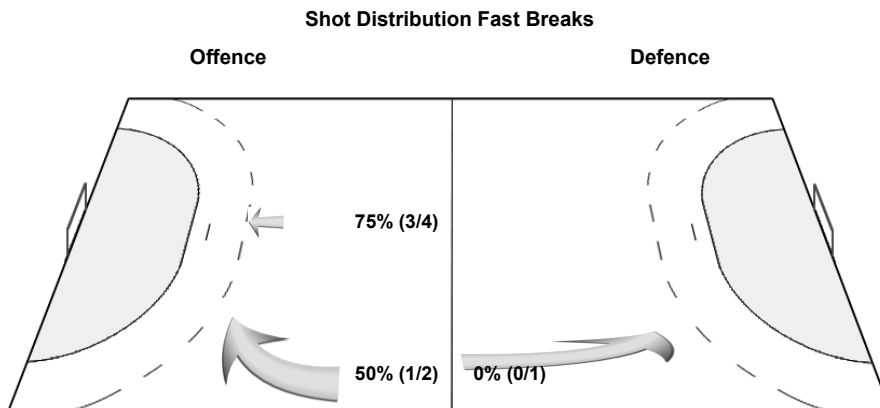
0/3	0/1	0/2
1/5	2/3	5/10
0/3	1/1	1/7

26 FERLIN K

0/3	0/1	0/2
1/3	2/3	2/5
0/3	1/1	1/6

90 LESJAK U

0/2		3/5
-----	--	-----



Play by Play

Match No: 22

POL 25 - 32 SLO

(14 - 20) (11 - 12)

Referees: NIKOLOV Slave (MKD) / NACHEVSKI Gjorgji (MKD)

POL	1 KORNECKI Mateusz	3 DASZEK Michal	4 JEDRASZCZYK Piotr	A SKORSKI Michal
	5 OLEJNICZAK Michal	8 BIS Bartlomiej	9 SICKO Szymon	B LIJEWSKI Marcin
	11 PATEREK Pawel	12 PIETRASIK Ariel	15 POWARZYNSKI Jakub	C WICHARY Marcin
	21 SYPRZAK Kamil	28 GEBALA Maciej	33 SZYSZKO Jakub	E KIEDROWSKI Bartosz
	34 URBANIAK Przemyslaw	36 DAWYDZIK Dawid	44 CZAPLINSKI Mikolaj	
	50 SKRZYNIARZ Jakub			
SLO	3 BLAGOTINSEK Blaz	6 MARGUC Gasper	11 DOLENEC Jure	A ZORMAN Uros
	17 CEHTE Nejc	19 JOVICIC SLATINSEK Stas	20 KODRIN Tilen	B ZVIZEJ Luka
	23 ZARABEC Miha	26 FERLIN Klemen	27 HORZEN Kristjan	C SKOF Gorazd
	44 BOMBAC Dean	51 MACKOVSEK Borut	77 NOVAK Domen	D SLOBODNIK Rudi
	88 VLAH Aleks	90 LESJAK Urban	92 DROBEZ Jernej	
	95 SUHOLEZNIK Matic			

1st HALF

Match Time	POL - Poland	Score	Lead	SLO - Slovenia
0:00	50 SKRZYNIARZ J Goalkeeper			26 FERLIN K Goalkeeper
1:17	11 PATEREK P Shot centre 9m saved middle left			
1:59	8 BIS B 7m caused			51 MACKOVSEK B 7m received
2:13		0 - 1	-1	44 BOMBAC D Goal Penalty shot middle right (51 MACKOVSEK B)
2:58	21 SYPRZAK K Goal centre 6m top centre (11 PATEREK P)	1 - 1	0	
3:11				51 MACKOVSEK B Turnover
3:19	5 OLEJNICZAK M Turnover			
3:45				44 BOMBAC D Turnover
3:53	5 OLEJNICZAK M Goal centre 6m bottom left (11 PATEREK P), 91.82 km/h	2 - 1	+1	
4:00				44 BOMBAC D Technical Fault
4:37	9 SICKO S Shot centre 9m saved bottom right			
5:35		2 - 2	0	51 MACKOVSEK B Goal centre 9m top right
6:03	9 SICKO S Goal centre 9m bottom right, 112.91 km/h	3 - 2	+1	
6:34		3 - 3	0	51 MACKOVSEK B Goal centre 9m top left
7:08	9 SICKO S Goal centre 9m bottom left, 112.65 km/h	4 - 3	+1	
7:42		4 - 4	0	51 MACKOVSEK B Goal centre 9m top right
8:34				17 CEHTE N Warning (yellow card)
8:49	9 SICKO S Goal left 6m bottom right (11 PATEREK P)	5 - 4	+1	
9:04		5 - 5	0	3 BLAGOTINSEK B Goal right 6m bottom right (51 MACKOVSEK B)
9:35	9 SICKO S Turnover			77 NOVAK D Steal
9:45				77 NOVAK D Shot individual fast break post
10:39	5 OLEJNICZAK M Turnover			51 MACKOVSEK B Steal
11:18	12 PIETRASIK A 7m caused			27 HORZEN K 7m received
11:31		5 - 6	-1	44 BOMBAC D Goal Penalty shot middle left (27 HORZEN K), 98.72 km/h
12:03	5 OLEJNICZAK M Turnover			
12:09		5 - 7	-2	77 NOVAK D Goal fast break middle left (44 BOMBAC D), 89.68 km/h
12:20	5 OLEJNICZAK M 7m received			3 BLAGOTINSEK B 7m caused
12:20				3 BLAGOTINSEK B 2-minutes suspension
12:20	21 SYPRZAK K Goal Penalty shot bottom right (5 OLEJNICZAK M), 112.00 km/h	6 - 7	-1	
12:21				
12:34				95 SUHOLEZNIK M for 26 FERLIN K Empty goal
13:09	44 CZAPLINSKI M Steal			44 BOMBAC D Turnover
13:19	44 CZAPLINSKI M Goal empty goal bottom right, 108.49 km/h	7 - 7	0	
13:58				26 FERLIN K for 11 DOLENEC J Goalkeeper back
14:03		7 - 8	-1	20 KODRIN T Goal left wing top right (88 VLAH A), 87.81 km/h
14:21				
14:21	28 GEBALA M Goal centre 6m top right (12 PIETRASIK A), 100.21 km/h	8 - 8	0	
15:22		8 - 9	-1	88 VLAH A Goal centre 9m top left, 108.77 km/h
15:57	5 OLEJNICZAK M Goal centre 9m top left, 129.43 km/h	9 - 9	0	
16:52		9 - 10	-1	88 VLAH A Goal centre 9m middle left, 101.98 km/h
17:01	1 KORNECKI M for 50 SKRZYNIARZ J Goalkeeper Substitution			
17:35	12 PIETRASIK A Shot right 9m saved middle right			
18:09	28 GEBALA M 7m caused			88 VLAH A 7m received
18:24		9 - 11	-2	44 BOMBAC D Goal Penalty shot middle centre (88 VLAH A), 87.46 km/h
19:00	9 SICKO S Shot centre 9m post			
19:19	11 PATEREK P Goal left 9m bottom left, 114.48 km/h	10 - 11	-1	
19:30	28 GEBALA M 7m caused			44 BOMBAC D 7m received
19:45		10 - 12	-2	6 MARGUC G Goal Penalty shot bottom right (44 BOMBAC D), 95.01 km/h
20:35	33 SZYSZKO J Shot right wing post			
20:46		10 - 13	-3	20 KODRIN T Goal left wing top right (23 ZARABEC M), 88.60 km/h
20:47	Team timeout			
21:11	9 SICKO S Shot left 6m missed			

Play by Play
Match No: 22

POL 25 - 32 SLO
(14 - 20) (11 - 12)

1st HALF

Match Time	POL - Poland	Score	Lead	SLO - Slovenia
21:20		10 - 14	-4	6 MARGUC G Goal right wing top centre (11 DOLENEC J), 43.68 km/h
21:30	9 SICKO S Goal centre 6m bottom right, 114.48 km/h	11 - 14	-3	
22:06				88 VLAH A Turnover
22:30	11 PATEREK P Turnover			
23:27				88 VLAH A Technical Fault
23:39	11 PATEREK P Turnover			51 MACKOVSEK B Steal
23:45		11 - 15	-4	6 MARGUC G Goal fast break bottom centre (51 MACKOVSEK B), 81.87 km/h
24:35	9 SICKO S Turnover			17 CEHTE N Steal
24:42		11 - 16	-5	20 KODRIN T Goal fast break middle left (17 CEHTE N), 79.29 km/h
25:04	21 SYPRZAK K 2-minutes suspension			
25:05				
25:12	21 SYPRZAK K for 1 KORNECKI M Empty goal			
25:46	1 KORNECKI M for 34 URBANIAK P Goalkeeper back			
26:03	4 JEDRASZCZYK P Turnover			
26:53	28 GEBALA M 7m caused			23 ZARABEC M 7m received
26:59	50 SKRZYNIARZ J for 1 KORNECKI M Goalkeeper Substitution			
26:59		11 - 17	-6	88 VLAH A Goal Penalty shot middle right (23 ZARABEC M), 102.44 km/h
26:59	1 KORNECKI M for 50 SKRZYNIARZ J Goalkeeper Substitution			
27:05				
27:42	33 SZYSZKO J Goal centre 6m top right (4 JEDRASZCZYK P), 93.18 km/h	12 - 17	-5	
27:54				51 MACKOVSEK B Technical Fault
28:26	5 OLEJNICZAK M Shot centre 9m post			
28:33		12 - 18	-6	6 MARGUC G Goal fast break middle left (3 BLAGOTINSEK B), 110.26 km/h
28:46	12 PIETRASIK A Goal right 9m top left (4 JEDRASZCZYK P), 121.64 km/h	13 - 18	-5	
28:56		13 - 19	-6	20 KODRIN T Goal fast throw off middle right, 49.05 km/h
29:51	5 OLEJNICZAK M Goal centre 9m bottom right, 107.01 km/h	14 - 19	-5	
29:53				Team timeout
30:00		14 - 20	-6	20 KODRIN T Goal left wing bottom right (11 DOLENEC J), 48.64 km/h

2nd HALF

Match Time	POL - Poland	Score	Lead	SLO - Slovenia
30:00	50 SKRZYNIARZ J Goalkeeper			26 FERLIN K Goalkeeper
30:30		14 - 21	-7	27 HORZEN K Goal centre 6m top right (11 DOLENEC J), 65.73 km/h
31:20	9 SICKO S Shot centre 9m saved bottom centre			
31:29		14 - 22	-8	51 MACKOVSEK B Goal breakthrough top right, 103.80 km/h
31:46	9 SICKO S Turnover			51 MACKOVSEK B Steal
32:02	5 OLEJNICZAK M Steal			51 MACKOVSEK B Turnover
32:14	33 SZYSZKO J Goal right wing middle left (3 DASZEK M), 91.86 km/h	15 - 22	-7	
33:00		15 - 23	-8	44 BOMBAC D Goal right 9m middle left, 120.62 km/h
33:54	9 SICKO S Technical Fault			
35:05				51 MACKOVSEK B Shot centre 9m missed
35:41	5 OLEJNICZAK M Turnover			
35:54				11 DOLENEC J Technical Fault
36:49	5 OLEJNICZAK M Turnover			
36:54				77 NOVAK D Shot fast break saved bottom left
37:03	44 CZAPLINSKI M Shot individual fast break saved middle centre			
37:38	1 KORNECKI M for 50 SKRZYNIARZ J Goalkeeper Substitution			
37:46	44 CZAPLINSKI M 7m caused			88 VLAH A 7m received
37:52				44 BOMBAC D Penalty shot missed
38:26				90 LESJAK U for 26 FERLIN K Goalkeeper Substitution
38:32	3 DASZEK M 7m received			3 BLAGOTINSEK B 7m caused
38:32	21 SYPRZAK K Goal Penalty shot middle right (3 DASZEK M), 105.45 km/h	16 - 23	-7	
39:04				26 FERLIN K for 90 LESJAK U Goalkeeper Substitution
39:08		16 - 24	-8	11 DOLENEC J Goal breakthrough middle right, 98.89 km/h
39:21	12 PIETRASIK A Goal fast throw off middle centre (5 OLEJNICZAK M)	17 - 24	-7	
40:01		17 - 25	-8	88 VLAH A Goal centre 9m middle right, 94.99 km/h
40:10	50 SKRZYNIARZ J for 1 KORNECKI M Goalkeeper Substitution			
40:55	12 PIETRASIK A Goal breakthrough middle right, 112.28 km/h	18 - 25	-7	
41:29		18 - 26	-8	44 BOMBAC D Goal breakthrough top right, 78.27 km/h
42:31	3 DASZEK M Shot left 6m saved middle centre			
42:37	3 DASZEK M Technical Fault			
43:21				88 VLAH A Shot centre 9m saved middle right
43:43	3 DASZEK M Goal left 9m top left, 105.89 km/h	19 - 26	-7	
44:10		19 - 27	-8	27 HORZEN K Goal right 6m middle right (44 BOMBAC D)
44:40	Team timeout			
45:09	12 PIETRASIK A Shot centre 9m saved middle right			

Play by Play
Match No: 22

Berlin

POL 25 - 32 SLO
(14 - 20) (11 - 12)

2nd HALF

Match Time	POL - Poland	Score	Lead	SLO - Slovenia
45:49		19 - 28	-9	6 MARGUC G Goal right wing bottom left (44 BOMBAC D), 45.64 km/h
46:49	5 OLEJNICZAK M Goal centre 9m middle left, 88.23 km/h	20 - 28	-8	
47:01	34 URBANIAK P 7m caused			20 KODRIN T 7m received
47:01	1 KORNECKI M for 50 SKRZYNIARZ J Goalkeeper Substitution			
47:04				88 VLAH A Penalty shot post
47:12	50 SKRZYNIARZ J for 1 KORNECKI M Goalkeeper Substitution			
47:20				90 LESJAK U for 26 FERLIN K Goalkeeper Substitution
47:31	5 OLEJNICZAK M 7m received			17 CEHTE N 7m caused
47:31	21 SYPRZAK K Penalty shot saved middle right			
48:30		20 - 29	-9	19 JOVICIC SLATINSEK Goal centre 6m middle left (44 BOMBAC D), 85.08 km/h
49:06	4 JEDRASZCZYK P Shot left 6m saved middle right			
49:20				26 FERLIN K for 90 LESJAK U Goalkeeper Substitution
49:52		20 - 30	-10	27 HORZEN K Goal centre 6m middle left (19 JOVICIC SLATINSEK), 74.75 km/h
50:04	34 URBANIAK P Goal fast throw off middle right, 103.81 km/h	21 - 30	-9	
50:40				44 BOMBAC D Shot centre 9m saved bottom right
50:54	12 PIETRASIK A Goal left 9m middle right, 114.66 km/h	22 - 30	-8	
51:35				90 LESJAK U for 26 FERLIN K Goalkeeper Substitution
52:05	36 DAWYDZIK D Steal			27 HORZEN K Turnover
52:13	36 DAWYDZIK D Turnover			
52:30				Team timeout
52:49		22 - 31	-9	27 HORZEN K Goal centre 6m top left (88 VLAH A), 72.11 km/h
53:17				51 MACKOVSEK B 2-minutes suspension
53:18				
53:46	34 URBANIAK P Shot left wing saved middle right			
54:35				17 CEHTE N Shot right 9m saved middle left
55:04	4 JEDRASZCZYK P Goal breakthrough middle left, 100.60 km/h	23 - 31	-8	
55:18				
55:59	34 URBANIAK P Goal left wing middle right (12 PIETRASIK A), 79.81 km/h	24 - 31	-7	
56:37				19 JOVICIC SLATINSEK Technical Fault
56:48				95 SUHOLEZNIK M 2-minutes suspension
56:49				
57:03	4 JEDRASZCZYK P Goal centre 9m middle left, 107.16 km/h	25 - 31	-6	
57:12				88 VLAH A for 90 LESJAK U Empty goal
57:46				90 LESJAK U for 88 VLAH A Goalkeeper back
57:42		25 - 32	-7	6 MARGUC G Goal right wing bottom left (23 ZARABEC M), 92.25 km/h
58:12	3 DASZEK M Shot left 9m missed			
58:20				88 VLAH A for 90 LESJAK U Empty goal
58:49				
59:09	36 DAWYDZIK D Block			17 CEHTE N Shot centre 9m blocked
58:29				90 LESJAK U for 92 DROBEZ J Goalkeeper back
59:41				6 MARGUC G Technical Fault

Empty Goal Analysis

Match No: 22

POL 25 - 32 SLO

(14 - 20) (11 - 12)

Referees: NIKOLOV Slave (MKD) / NACHEVSKI Gjorgji (MKD)

ATTACKS DURING OWN EMPTY GOAL SITUATION

Players on Court	Attacks		Goals		Saves		Missed		Blocked		Post		Turnovers		Scoring Efficiency		Goals Against	
	POL	SLO	POL	SLO	POL	SLO	POL	SLO	POL	SLO	POL	SLO	POL	SLO	POL	SLO	POL	SLO
7 Against 6		2								1				1		0		
6 Against 6	1	2		1									1	1	0	50		1
Others																		
Total:	1	4		1						1			1	2	0	25		1

GOALS/ATTACKS DURING OWN EMPTY GOAL SITUATION - ANALYSIS OF OCCURRENCE (in 5 min intervals)

Players on Court	1st Half												
	0-5		5-10		10-15		15-20		20-25		25-30		
	POL	SLO	POL	SLO	POL	SLO	POL	SLO	POL	SLO	POL	SLO	
7 Against 6													
6 Against 6						0/1						0/1	
Others													
Total:						0/1						0/1	

Players on Court	2nd Half											
	30-35		35-40		40-45		45-50		50-55		55-60	
	POL	SLO	POL	SLO	POL	SLO	POL	SLO	POL	SLO	POL	SLO
7 Against 6												0/2
6 Against 6												1/1
Others												
Total:												1/3

GOALS/ATTACKS DURING OWN EMPTY GOAL SITUATION - ANALYSIS BY DURATION

Team	<15 sec.	15-30 sec.	30-45 sec.	45-60 sec.	>60 sec.
POL				0/1	
SLO			1/2	0/1	0/1

SUBSTITUTION SUMMARY

Players	POL	SLO
Goalkeeper <-> Goalkeeper	7	5
Court Player <-> Goalkeeper	2	6
Court Player <-> Court Player	109	120
Total:	118	131

Line-Up Analysis

Match No: 22

Attendance: 13.571

POL 25 - 32 SLO

POL - Poland

Lineup efficiency		Time Played							GF	GA
8 BIS B	12 PIETRASIK A	15 POWARZYNSKI J	33 SZYSZKO J	34 URBANIAK P	36 DAWYDZIK D	50 SKRZYNIARZ J	5:34	1	3	
3 DASZEK M	5 OLEJNICZAK M	8 BIS B	12 PIETRASIK A	28 GEBALA M	44 CZAPLINSKI M	50 SKRZYNIARZ J	5:10	3	5	
3 DASZEK M	5 OLEJNICZAK M	9 SICKO S	11 PATEREK P	21 SYPRZAK K	44 CZAPLINSKI M	50 SKRZYNIARZ J	4:33	1	4	
5 OLEJNICZAK M	8 BIS B	9 SICKO S	21 SYPRZAK K	33 SZYSZKO J	44 CZAPLINSKI M	50 SKRZYNIARZ J	4:24	1	0	
3 DASZEK M	5 OLEJNICZAK M	8 BIS B	9 SICKO S	21 SYPRZAK K	44 CZAPLINSKI M	50 SKRZYNIARZ J	3:52	4	1	
3 DASZEK M	5 OLEJNICZAK M	9 SICKO S	21 SYPRZAK K	33 SZYSZKO J	44 CZAPLINSKI M	50 SKRZYNIARZ J	3:14	0	3	
3 DASZEK M	4 JEDRASZCZYK P	12 PIETRASIK A	33 SZYSZKO J	34 URBANIAK P	36 DAWYDZIK D	50 SKRZYNIARZ J	2:46	3	1	
1 KORNECKI M	8 BIS B	9 SICKO S	12 PIETRASIK A	28 GEBALA M	33 SZYSZKO J	44 CZAPLINSKI M	2:26	2	2	
1 KORNECKI M	5 OLEJNICZAK M	8 BIS B	12 PIETRASIK A	28 GEBALA M	33 SZYSZKO J	34 URBANIAK P	2:06	3	2	
4 JEDRASZCZYK P	8 BIS B	12 PIETRASIK A	15 POWARZYNSKI J	34 URBANIAK P	36 DAWYDZIK D	50 SKRZYNIARZ J	1:59	0	0	
1 KORNECKI M	4 JEDRASZCZYK P	5 OLEJNICZAK M	12 PIETRASIK A	28 GEBALA M	33 SZYSZKO J	34 URBANIAK P	1:53	0	2	
3 DASZEK M	5 OLEJNICZAK M	11 PATEREK P	12 PIETRASIK A	28 GEBALA M	44 CZAPLINSKI M	50 SKRZYNIARZ J	1:44	1	0	
5 OLEJNICZAK M	12 PIETRASIK A	15 POWARZYNSKI J	33 SZYSZKO J	34 URBANIAK P	36 DAWYDZIK D	50 SKRZYNIARZ J	1:35	0	0	
1 KORNECKI M	4 JEDRASZCZYK P	5 OLEJNICZAK M	12 PIETRASIK A	21 SYPRZAK K	28 GEBALA M	33 SZYSZKO J	1:28	0	0	
5 OLEJNICZAK M	8 BIS B	12 PIETRASIK A	15 POWARZYNSKI J	34 URBANIAK P	36 DAWYDZIK D	50 SKRZYNIARZ J	1:26	1	1	
1 KORNECKI M	3 DASZEK M	9 SICKO S	11 PATEREK P	12 PIETRASIK A	28 GEBALA M	44 CZAPLINSKI M	1:22	0	0	
1 KORNECKI M	9 SICKO S	11 PATEREK P	12 PIETRASIK A	28 GEBALA M	33 SZYSZKO J	44 CZAPLINSKI M	1:20	0	1	
5 OLEJNICZAK M	8 BIS B	12 PIETRASIK A	33 SZYSZKO J	34 URBANIAK P	36 DAWYDZIK D	50 SKRZYNIARZ J	1:14	1	0	
1 KORNECKI M	9 SICKO S	11 PATEREK P	12 PIETRASIK A	28 GEBALA M	33 SZYSZKO J	34 URBANIAK P	1:10	0	1	
3 DASZEK M	5 OLEJNICZAK M	8 BIS B	11 PATEREK P	21 SYPRZAK K	44 CZAPLINSKI M	50 SKRZYNIARZ J	1:06	0	0	
4 JEDRASZCZYK P	8 BIS B	12 PIETRASIK A	33 SZYSZKO J	34 URBANIAK P	36 DAWYDZIK D	50 SKRZYNIARZ J	1:03	0	0	
1 KORNECKI M	5 OLEJNICZAK M	8 BIS B	12 PIETRASIK A	21 SYPRZAK K	33 SZYSZKO J	44 CZAPLINSKI M	1:02	2	1	
3 DASZEK M	8 BIS B	12 PIETRASIK A	33 SZYSZKO J	34 URBANIAK P	36 DAWYDZIK D	50 SKRZYNIARZ J	0:56	0	0	
3 DASZEK M	5 OLEJNICZAK M	12 PIETRASIK A	21 SYPRZAK K	33 SZYSZKO J	34 URBANIAK P	50 SKRZYNIARZ J	0:55	0	1	
3 DASZEK M	8 BIS B	12 PIETRASIK A	15 POWARZYNSKI J	34 URBANIAK P	36 DAWYDZIK D	50 SKRZYNIARZ J	0:40	1	0	
5 OLEJNICZAK M	8 BIS B	12 PIETRASIK A	21 SYPRZAK K	33 SZYSZKO J	34 URBANIAK P	50 SKRZYNIARZ J	0:39	1	0	
4 JEDRASZCZYK P	5 OLEJNICZAK M	12 PIETRASIK A	21 SYPRZAK K	28 GEBALA M	33 SZYSZKO J	34 URBANIAK P	0:34	0	0	
5 OLEJNICZAK M	8 BIS B	12 PIETRASIK A	15 POWARZYNSKI J	33 SZYSZKO J	34 URBANIAK P	50 SKRZYNIARZ J	0:27	0	0	
3 DASZEK M	5 OLEJNICZAK M	9 SICKO S	11 PATEREK P	28 GEBALA M	44 CZAPLINSKI M	50 SKRZYNIARZ J	0:26	0	0	
1 KORNECKI M	3 DASZEK M	5 OLEJNICZAK M	9 SICKO S	21 SYPRZAK K	33 SZYSZKO J	44 CZAPLINSKI M	0:20	0	0	
1 KORNECKI M	3 DASZEK M	5 OLEJNICZAK M	12 PIETRASIK A	21 SYPRZAK K	33 SZYSZKO J	44 CZAPLINSKI M	0:20	0	0	
1 KORNECKI M	5 OLEJNICZAK M	8 BIS B	12 PIETRASIK A	21 SYPRZAK K	33 SZYSZKO J	34 URBANIAK P	0:18	0	0	
1 KORNECKI M	3 DASZEK M	5 OLEJNICZAK M	12 PIETRASIK A	21 SYPRZAK K	33 SZYSZKO J	34 URBANIAK P	0:18	0	1	
1 KORNECKI M	8 BIS B	11 PATEREK P	12 PIETRASIK A	28 GEBALA M	33 SZYSZKO J	34 URBANIAK P	0:15	0	0	
1 KORNECKI M	5 OLEJNICZAK M	8 BIS B	9 SICKO S	21 SYPRZAK K	33 SZYSZKO J	44 CZAPLINSKI M	0:14	0	0	
3 DASZEK M	5 OLEJNICZAK M	12 PIETRASIK A	33 SZYSZKO J	34 URBANIAK P	36 DAWYDZIK D	50 SKRZYNIARZ J	0:13	0	1	
3 DASZEK M	5 OLEJNICZAK M	8 BIS B	12 PIETRASIK A	34 URBANIAK P	36 DAWYDZIK D	50 SKRZYNIARZ J	0:12	0	0	
1 KORNECKI M	5 OLEJNICZAK M	8 BIS B	12 PIETRASIK A	15 POWARZYNSKI J	34 URBANIAK P	36 DAWYDZIK D	0:11	0	0	
3 DASZEK M	5 OLEJNICZAK M	8 BIS B	12 PIETRASIK A	21 SYPRZAK K	28 GEBALA M	50 SKRZYNIARZ J	0:10	0	0	
1 KORNECKI M	8 BIS B	9 SICKO S	12 PIETRASIK A	28 GEBALA M	33 SZYSZKO J	34 URBANIAK P	0:10	0	0	
1 KORNECKI M	5 OLEJNICZAK M	9 SICKO S	12 PIETRASIK A	28 GEBALA M	33 SZYSZKO J	34 URBANIAK P	0:08	0	0	
1 KORNECKI M	3 DASZEK M	8 BIS B	11 PATEREK P	12 PIETRASIK A	28 GEBALA M	44 CZAPLINSKI M	0:07	0	1	

Score development		Time Played							G Diff.
3 DASZEK M	5 OLEJNICZAK M	8 BIS B	9 SICKO S	21 SYPRZAK K	44 CZAPLINSKI M	50 SKRZYNIARZ J	3:52	+3	
3 DASZEK M	4 JEDRASZCZYK P	12 PIETRASIK A	33 SZYSZKO J	34 URBANIAK P	36 DAWYDZIK D	50 SKRZYNIARZ J	2:46	+2	
5 OLEJNICZAK M	8 BIS B	12 PIETRASIK A	21 SYPRZAK K	33 SZYSZKO J	34 URBANIAK P	50 SKRZYNIARZ J	0:39	+1	
3 DASZEK M	8 BIS B	12 PIETRASIK A	15 POWARZYNSKI J	34 URBANIAK P	36 DAWYDZIK D	50 SKRZYNIARZ J	0:40	+1	
1 KORNECKI M	5 OLEJNICZAK M	8 BIS B	12 PIETRASIK A	21 SYPRZAK K	33 SZYSZKO J	44 CZAPLINSKI M	1:02	+1	
5 OLEJNICZAK M	8 BIS B	12 PIETRASIK A	33 SZYSZKO J	34 URBANIAK P	36 DAWYDZIK D	50 SKRZYNIARZ J	1:14	+1	
3 DASZEK M	5 OLEJNICZAK M	11 PATEREK P	12 PIETRASIK A	28 GEBALA M	44 CZAPLINSKI M	50 SKRZYNIARZ J	1:44	+1	
1 KORNECKI M	5 OLEJNICZAK M	8 BIS B	12 PIETRASIK A	28 GEBALA M	33 SZYSZKO J	34 URBANIAK P	2:06	+1	
5 OLEJNICZAK M	8 BIS B	9 SICKO S	21 SYPRZAK K	33 SZYSZKO J	44 CZAPLINSKI M	50 SKRZYNIARZ J	4:24	+1	
1 KORNECKI M	5 OLEJNICZAK M	9 SICKO S	12 PIETRASIK A	28 GEBALA M	33 SZYSZKO J	34 URBANIAK P	0:08	0	
3 DASZEK M	5 OLEJNICZAK M	8 BIS B	12 PIETRASIK A	21 SYPRZAK K	28 GEBALA M	50 SKRZYNIARZ J	0:10	0	
1 KORNECKI M	8 BIS B	9 SICKO S	12 PIETRASIK A	28 GEBALA M	33 SZYSZKO J	34 URBANIAK P	0:10	0	
1 KORNECKI M	5 OLEJNICZAK M	8 BIS B	12 PIETRASIK A	15 POWARZYNSKI J	34 URBANIAK P	36 DAWYDZIK D	0:11	0	
3 DASZEK M	5 OLEJNICZAK M	8 BIS B	12 PIETRASIK A	34 URBANIAK P	36 DAWYDZIK D	50 SKRZYNIARZ J	0:12	0	
1 KORNECKI M	5 OLEJNICZAK M	8 BIS B	9 SICKO S	21 SYPRZAK K	33 SZYSZKO J	44 CZAPLINSKI M	0:14	0	
1 KORNECKI M	8 BIS B	11 PATEREK P	12 PIETRASIK A	28 GEBALA M	33 SZYSZKO J	34 URBANIAK P	0:15	0	
1 KORNECKI M	5 OLEJNICZAK M	8 BIS B	12 PIETRASIK A	21 SYPRZAK K	33 SZYSZKO J	34 URBANIAK P	0:18	0	
1 KORNECKI M	3 DASZEK M	5 OLEJNICZAK M	9 SICKO S	21 SYPRZAK K	33 SZYSZKO J	44 CZAPLINSKI M	0:20	0	
1 KORNECKI M	3 DASZEK M	5 OLEJNICZAK M	12 PIETRASIK A	21 SYPRZAK K	33 SZYSZKO J	44 CZAPLINSKI M	0:20	0	
3 DASZEK M	5 OLEJNICZAK M	9 SICKO S	11 PATEREK P	28 GEBALA M	44 CZAPLINSKI M	50 SKRZYNIARZ J	0:26	0	
5 OLEJNICZAK M	8 BIS B	12 PIETRASIK A	15 POWARZYNSKI J	33 SZYSZKO J	34 URBANIAK P	50 SKRZYNIARZ J	0:27	0	
4 JEDRASZCZYK P	5 OLEJNICZAK M	12 PIETRASIK A	21 SYPRZAK K	28 GEBALA M	33 SZYSZKO J	34 URBANIAK P	0:34	0	
3 DASZEK M	8 BIS B	12 PIETRASIK A	33 SZYSZKO J	34 URBANIAK P	36 DAWYDZIK D	50 SKRZYNIARZ J	0:56	0	
4 JEDRASZCZYK P	8 BIS B	12 PIETRASIK A	33 SZYSZKO J	34 URBANIAK P	36 DAWYDZIK D	50 SKRZYNIARZ J	1:03	0	
3 DASZEK M	5 OLEJNICZAK M	8 BIS B	11 PATEREK P	21 SYPRZAK K	44 CZAPLINSKI M	50 SKRZYNIARZ J	1:06	0	

Line-Up Analysis
Match No: 22

POL 25 - 32 SLO

POL - Poland

Score development								Time Played	G Diff.
1 KORNECKI M	3 DASZEK M	9 SICKO S	11 PATEREK P	12 PIETRASIK A	28 GEBALA M	44 CZAPLINSKI M	1:22	0	
5 OLEJNICZAK M	8 BIS B	12 PIETRASIK A	15 POWARZYNSKI J	34 URBANIAK P	36 DAWYDZIK D	50 SKRZYNIARZ J	1:26	0	
1 KORNECKI M	4 JEDRASZCZYK P	5 OLEJNICZAK M	12 PIETRASIK A	21 SYPRZAK K	28 GEBALA M	33 SZYSZKO J	1:28	0	
5 OLEJNICZAK M	12 PIETRASIK A	15 POWARZYNSKI J	33 SZYSZKO J	34 URBANIAK P	36 DAWYDZIK D	50 SKRZYNIARZ J	1:35	0	
4 JEDRASZCZYK P	8 BIS B	12 PIETRASIK A	15 POWARZYNSKI J	34 URBANIAK P	36 DAWYDZIK D	50 SKRZYNIARZ J	1:59	0	
1 KORNECKI M	8 BIS B	9 SICKO S	12 PIETRASIK A	28 GEBALA M	33 SZYSZKO J	44 CZAPLINSKI M	2:26	0	
1 KORNECKI M	3 DASZEK M	8 BIS B	11 PATEREK P	12 PIETRASIK A	28 GEBALA M	44 CZAPLINSKI M	0:07	-1	
3 DASZEK M	5 OLEJNICZAK M	12 PIETRASIK A	33 SZYSZKO J	34 URBANIAK P	36 DAWYDZIK D	50 SKRZYNIARZ J	0:13	-1	
1 KORNECKI M	3 DASZEK M	5 OLEJNICZAK M	12 PIETRASIK A	21 SYPRZAK K	33 SZYSZKO J	34 URBANIAK P	0:18	-1	
3 DASZEK M	5 OLEJNICZAK M	12 PIETRASIK A	21 SYPRZAK K	33 SZYSZKO J	34 URBANIAK P	50 SKRZYNIARZ J	0:55	-1	
1 KORNECKI M	9 SICKO S	11 PATEREK P	12 PIETRASIK A	28 GEBALA M	33 SZYSZKO J	34 URBANIAK P	1:10	-1	
1 KORNECKI M	9 SICKO S	11 PATEREK P	12 PIETRASIK A	28 GEBALA M	33 SZYSZKO J	44 CZAPLINSKI M	1:20	-1	
1 KORNECKI M	4 JEDRASZCZYK P	5 OLEJNICZAK M	12 PIETRASIK A	28 GEBALA M	33 SZYSZKO J	34 URBANIAK P	1:53	-2	
3 DASZEK M	5 OLEJNICZAK M	8 BIS B	12 PIETRASIK A	28 GEBALA M	44 CZAPLINSKI M	50 SKRZYNIARZ J	5:10	-2	
8 BIS B	12 PIETRASIK A	15 POWARZYNSKI J	33 SZYSZKO J	34 URBANIAK P	36 DAWYDZIK D	50 SKRZYNIARZ J	5:34	-2	
3 DASZEK M	5 OLEJNICZAK M	9 SICKO S	21 SYPRZAK K	33 SZYSZKO J	44 CZAPLINSKI M	50 SKRZYNIARZ J	3:14	-3	
3 DASZEK M	5 OLEJNICZAK M	9 SICKO S	11 PATEREK P	21 SYPRZAK K	44 CZAPLINSKI M	50 SKRZYNIARZ J	4:33	-3	

Empty Net								Time Played	GF	GA
4 JEDRASZCZYK P	5 OLEJNICZAK M	12 PIETRASIK A	21 SYPRZAK K	28 GEBALA M	33 SZYSZKO J	34 URBANIAK P	0:34	0	0	

Line-Up Analysis

Match No: 22

Berlin

Attendance: 13.571

POL 25 - 32 SLO

SLO - Slovenia

Lineup efficiency								Time Played	GF	GA						
3	BLAGOTINSEK B	11	DOLENEC J	20	KODRIN T	26	FERLIN K	44	BOMBAC D	51	MACKOVSEK B	77	NOVAK D	9:36	3	5
3	BLAGOTINSEK B	17	CEHTE N	20	KODRIN T	26	FERLIN K	44	BOMBAC D	51	MACKOVSEK B	77	NOVAK D	6:41	5	2
6	MARGUC G	11	DOLENEC J	20	KODRIN T	26	FERLIN K	27	HORZEN K	44	BOMBAC D	88	VLAH A	4:23	3	2
3	BLAGOTINSEK B	6	MARGUC G	17	CEHTE N	20	KODRIN T	23	ZARABEC M	26	FERLIN K	51	MACKOVSEK B	4:03	4	0
3	BLAGOTINSEK B	6	MARGUC G	11	DOLENEC J	20	KODRIN T	26	FERLIN K	44	BOMBAC D	51	MACKOVSEK B	2:18	1	1
3	BLAGOTINSEK B	6	MARGUC G	11	DOLENEC J	20	KODRIN T	26	FERLIN K	51	MACKOVSEK B	88	VLAH A	1:59	1	3
3	BLAGOTINSEK B	17	CEHTE N	20	KODRIN T	26	FERLIN K	44	BOMBAC D	51	MACKOVSEK B	88	VLAH A	1:50	2	0
11	DOLENEC J	20	KODRIN T	26	FERLIN K	27	HORZEN K	44	BOMBAC D	51	MACKOVSEK B	77	NOVAK D	1:32	0	0
3	BLAGOTINSEK B	6	MARGUC G	17	CEHTE N	20	KODRIN T	26	FERLIN K	44	BOMBAC D	51	MACKOVSEK B	1:24	0	1
3	BLAGOTINSEK B	6	MARGUC G	11	DOLENEC J	20	KODRIN T	26	FERLIN K	44	BOMBAC D	88	VLAH A	1:14	0	1
6	MARGUC G	17	CEHTE N	20	KODRIN T	23	ZARABEC M	88	VLAH A	90	LESJAK U	95	SUHOLEZNIK M	1:04	0	0
3	BLAGOTINSEK B	6	MARGUC G	17	CEHTE N	19	JOVICIC SLATINSEK	23	ZARABEC M	51	MACKOVSEK B	90	LESJAK U	1:02	0	0
6	MARGUC G	17	CEHTE N	20	KODRIN T	23	ZARABEC M	90	LESJAK U	92	DROBEZ J	95	SUHOLEZNIK M	1:01	1	0
3	BLAGOTINSEK B	11	DOLENEC J	17	CEHTE N	20	KODRIN T	44	BOMBAC D	77	NOVAK D	95	SUHOLEZNIK M	0:59	0	1
3	BLAGOTINSEK B	6	MARGUC G	20	KODRIN T	23	ZARABEC M	26	FERLIN K	51	MACKOVSEK B	88	VLAH A	0:58	0	0
3	BLAGOTINSEK B	6	MARGUC G	17	CEHTE N	20	KODRIN T	26	FERLIN K	51	MACKOVSEK B	88	VLAH A	0:58	2	0
6	MARGUC G	11	DOLENEC J	20	KODRIN T	26	FERLIN K	27	HORZEN K	44	BOMBAC D	77	NOVAK D	0:55	0	0
3	BLAGOTINSEK B	6	MARGUC G	17	CEHTE N	19	JOVICIC SLATINSEK	51	MACKOVSEK B	88	VLAH A	90	LESJAK U	0:55	0	1
3	BLAGOTINSEK B	6	MARGUC G	17	CEHTE N	19	JOVICIC SLATINSEK	44	BOMBAC D	51	MACKOVSEK B	90	LESJAK U	0:53	0	0
3	BLAGOTINSEK B	6	MARGUC G	11	DOLENEC J	20	KODRIN T	23	ZARABEC M	26	FERLIN K	88	VLAH A	0:51	1	0
6	MARGUC G	17	CEHTE N	19	JOVICIC SLATINSEK	23	ZARABEC M	88	VLAH A	90	LESJAK U	95	SUHOLEZNIK M	0:48	0	0
3	BLAGOTINSEK B	6	MARGUC G	11	DOLENEC J	17	CEHTE N	44	BOMBAC D	51	MACKOVSEK B	90	LESJAK U	0:44	1	0
3	BLAGOTINSEK B	11	DOLENEC J	20	KODRIN T	26	FERLIN K	27	HORZEN K	51	MACKOVSEK B	77	NOVAK D	0:40	1	0
6	MARGUC G	11	DOLENEC J	20	KODRIN T	26	FERLIN K	44	BOMBAC D	77	NOVAK D	88	VLAH A	0:39	0	0
6	MARGUC G	11	DOLENEC J	20	KODRIN T	26	FERLIN K	44	BOMBAC D	51	MACKOVSEK B	88	VLAH A	0:34	1	0
3	BLAGOTINSEK B	6	MARGUC G	17	CEHTE N	19	JOVICIC SLATINSEK	88	VLAH A	90	LESJAK U	95	SUHOLEZNIK M	0:34	0	1
6	MARGUC G	11	DOLENEC J	20	KODRIN T	23	ZARABEC M	26	FERLIN K	51	MACKOVSEK B	88	VLAH A	0:33	0	0
3	BLAGOTINSEK B	20	KODRIN T	26	FERLIN K	44	BOMBAC D	51	MACKOVSEK B	88	VLAH A	95	SUHOLEZNIK M	0:32	1	1
3	BLAGOTINSEK B	11	DOLENEC J	20	KODRIN T	26	FERLIN K	44	BOMBAC D	77	NOVAK D	88	VLAH A	0:31	0	1
3	BLAGOTINSEK B	6	MARGUC G	11	DOLENEC J	20	KODRIN T	23	ZARABEC M	26	FERLIN K	51	MACKOVSEK B	0:31	1	1
6	MARGUC G	17	CEHTE N	20	KODRIN T	23	ZARABEC M	88	VLAH A	92	DROBEZ J	95	SUHOLEZNIK M	0:29	0	0
3	BLAGOTINSEK B	6	MARGUC G	17	CEHTE N	19	JOVICIC SLATINSEK	27	HORZEN K	51	MACKOVSEK B	90	LESJAK U	0:28	0	0
6	MARGUC G	11	DOLENEC J	17	CEHTE N	26	FERLIN K	27	HORZEN K	44	BOMBAC D	88	VLAH A	0:26	0	0
6	MARGUC G	17	CEHTE N	19	JOVICIC SLATINSEK	23	ZARABEC M	27	HORZEN K	88	VLAH A	90	LESJAK U	0:24	1	0
6	MARGUC G	17	CEHTE N	19	JOVICIC SLATINSEK	23	ZARABEC M	90	LESJAK U	92	DROBEZ J	95	SUHOLEZNIK M	0:24	0	1
3	BLAGOTINSEK B	20	KODRIN T	26	FERLIN K	27	HORZEN K	44	BOMBAC D	51	MACKOVSEK B	77	NOVAK D	0:23	1	0
6	MARGUC G	11	DOLENEC J	20	KODRIN T	23	ZARABEC M	26	FERLIN K	27	HORZEN K	88	VLAH A	0:22	0	0
3	BLAGOTINSEK B	20	KODRIN T	26	FERLIN K	44	BOMBAC D	51	MACKOVSEK B	77	NOVAK D	88	VLAH A	0:21	1	0
11	DOLENEC J	20	KODRIN T	26	FERLIN K	44	BOMBAC D	77	NOVAK D	88	VLAH A	95	SUHOLEZNIK M	0:19	0	0
6	MARGUC G	17	CEHTE N	19	JOVICIC SLATINSEK	23	ZARABEC M	51	MACKOVSEK B	88	VLAH A	90	LESJAK U	0:19	0	0
6	MARGUC G	17	CEHTE N	20	KODRIN T	23	ZARABEC M	26	FERLIN K	51	MACKOVSEK B	88	VLAH A	0:18	0	0
3	BLAGOTINSEK B	11	DOLENEC J	20	KODRIN T	44	BOMBAC D	77	NOVAK D	88	VLAH A	95	SUHOLEZNIK M	0:17	0	0
6	MARGUC G	11	DOLENEC J	20	KODRIN T	27	HORZEN K	44	BOMBAC D	88	VLAH A	90	LESJAK U	0:17	0	0
11	DOLENEC J	20	KODRIN T	26	FERLIN K	27	HORZEN K	44	BOMBAC D	88	VLAH A	95	SUHOLEZNIK M	0:16	0	0
3	BLAGOTINSEK B	6	MARGUC G	17	CEHTE N	19	JOVICIC SLATINSEK	26	FERLIN K	44	BOMBAC D	51	MACKOVSEK B	0:16	0	0
3	BLAGOTINSEK B	6	MARGUC G	11	DOLENEC J	20	KODRIN T	44	BOMBAC D	88	VLAH A	90	LESJAK U	0:15	0	0
11	DOLENEC J	20	KODRIN T	26	FERLIN K	27	HORZEN K	44	BOMBAC D	77	NOVAK D	88	VLAH A	0:14	0	0
6	MARGUC G	17	CEHTE N	19	JOVICIC SLATINSEK	23	ZARABEC M	88	VLAH A	92	DROBEZ J	95	SUHOLEZNIK M	0:14	0	0
6	MARGUC G	11	DOLENEC J	17	CEHTE N	19	JOVICIC SLATINSEK	27	HORZEN K	44	BOMBAC D	90	LESJAK U	0:13	0	0
3	BLAGOTINSEK B	6	MARGUC G	17	CEHTE N	19	JOVICIC SLATINSEK	23	ZARABEC M	88	VLAH A	90	LESJAK U	0:12	0	0
6	MARGUC G	11	DOLENEC J	17	CEHTE N	27	HORZEN K	44	BOMBAC D	88	VLAH A	90	LESJAK U	0:10	0	0
6	MARGUC G	17	CEHTE N	23	ZARABEC M	27	HORZEN K	44	BOMBAC D	88	VLAH A	90	LESJAK U	0:09	0	0
3	BLAGOTINSEK B	17	CEHTE N	20	KODRIN T	44	BOMBAC D	51	MACKOVSEK B	77	NOVAK D	95	SUHOLEZNIK M	0:08	0	0
3	BLAGOTINSEK B	6	MARGUC G	20	KODRIN T	26	FERLIN K	44	BOMBAC D	51	MACKOVSEK B	88	VLAH A	0:07	0	0
3	BLAGOTINSEK B	6	MARGUC G	17	CEHTE N	20	KODRIN T	44	BOMBAC D	51	MACKOVSEK B	90	LESJAK U	0:06	0	1

Score development								Time Played	G Diff.						
3	BLAGOTINSEK B	6	MARGUC G	17	CEHTE N	20	KODRIN T	23	ZARABEC M	26	FERLIN K	51	MACKOVSEK B	4:03	+4
3	BLAGOTINSEK B	17	CEHTE N	20	KODRIN T	26	FERLIN K	44	BOMBAC D	51	MACKOVSEK B	77	NOVAK D	6:41	+3
3	BLAGOTINSEK B	6	MARGUC G	17	CEHTE N	20	KODRIN T	26	FERLIN K	51	MACKOVSEK B	88	VLAH A	0:58	+2
3	BLAGOTINSEK B	17	CEHTE N	20	KODRIN T	26	FERLIN K	44	BOMBAC D	51	MACKOVSEK B	88	VLAH A	1:50	+2
3	BLAGOTINSEK B	20	KODRIN T	26	FERLIN K	44	BOMBAC D	51	MACKOVSEK B	77	NOVAK D	88	VLAH A	0:21	+1
3	BLAGOTINSEK B	20	KODRIN T	26	FERLIN K	27	HORZEN K	44	BOMBAC D	51	MACKOVSEK B	77	NOVAK D	0:23	+1
6	MARGUC G	17	CEHTE N	19	JOVICIC SLATINSEK	23	ZARABEC M	27	HORZEN K	88	VLAH A	90	LESJAK U	0:24	+1
6	MARGUC G	11	DOLENEC J	20	KODRIN T	26	FERLIN K	44	BOMBAC D	51	MACKOVSEK B	88	VLAH A	0:34	+1
3	BLAGOTINSEK B	11	DOLENEC J	20	KODRIN T	26	FERLIN K	27	HORZEN K	51	MACKOVSEK B	77	NOVAK D	0:40	+1
3	BLAGOTINSEK B	6	MARGUC G	11	DOLENEC J	17	CEHTE N	44	BOMBAC D	51	MACKOVSEK B	90	LESJAK U	0:44	+1
3	BLAGOTINSEK B	6	MARGUC G	11	DOLENEC J	20	KODRIN T	23	ZARABEC M	26	FERLIN K	88	VLAH A	0:51	+1
6	MARGUC G	17	CEHTE N	20	KODRIN T	23	ZARABEC M	90	LESJAK U	92	DROBEZ J	95	SUHOLEZNIK M	1:01	+1

Line-Up Analysis

Match No: 22

Attendance: 13.571

POL 25 - 32 SLO

SLO - Slovenia

Score development								Time Played	G Diff.
6 MARGUC G	11 DOLENEC J	20 KODRIN T	26 FERLIN K	27 HORZEN K	44 BOMBAC D	88 VLAH A	4:23	+1	
3 BLAGOTINSEK B	6 MARGUC G	20 KODRIN T	26 FERLIN K	44 BOMBAC D	51 MACKOVSEK B	88 VLAH A	0:07	0	
3 BLAGOTINSEK B	17 CEHTE N	20 KODRIN T	44 BOMBAC D	51 MACKOVSEK B	77 NOVAK D	95 SUHOLEZNIK M	0:08	0	
6 MARGUC G	17 CEHTE N	23 ZARABEC M	27 HORZEN K	44 BOMBAC D	88 VLAH A	90 LESJAK U	0:09	0	
6 MARGUC G	11 DOLENEC J	17 CEHTE N	27 HORZEN K	44 BOMBAC D	88 VLAH A	90 LESJAK U	0:10	0	
3 BLAGOTINSEK B	6 MARGUC G	17 CEHTE N	19 JOVICIC SLATINSEK	23 ZARABEC M	88 VLAH A	90 LESJAK U	0:12	0	
6 MARGUC G	11 DOLENEC J	17 CEHTE N	19 JOVICIC SLATINSEK	27 HORZEN K	44 BOMBAC D	90 LESJAK U	0:13	0	
11 DOLENEC J	20 KODRIN T	26 FERLIN K	27 HORZEN K	44 BOMBAC D	77 NOVAK D	88 VLAH A	0:14	0	
6 MARGUC G	17 CEHTE N	19 JOVICIC SLATINSEK	23 ZARABEC M	88 VLAH A	92 DROBEZ J	95 SUHOLEZNIK M	0:14	0	
3 BLAGOTINSEK B	6 MARGUC G	11 DOLENEC J	20 KODRIN T	44 BOMBAC D	88 VLAH A	90 LESJAK U	0:15	0	
11 DOLENEC J	20 KODRIN T	26 FERLIN K	27 HORZEN K	77 NOVAK D	88 VLAH A	95 SUHOLEZNIK M	0:16	0	
3 BLAGOTINSEK B	6 MARGUC G	17 CEHTE N	19 JOVICIC SLATINSEK	26 FERLIN K	44 BOMBAC D	51 MACKOVSEK B	0:16	0	
3 BLAGOTINSEK B	11 DOLENEC J	20 KODRIN T	44 BOMBAC D	77 NOVAK D	88 VLAH A	95 SUHOLEZNIK M	0:17	0	
6 MARGUC G	11 DOLENEC J	20 KODRIN T	27 HORZEN K	44 BOMBAC D	88 VLAH A	90 LESJAK U	0:17	0	
6 MARGUC G	17 CEHTE N	20 KODRIN T	23 ZARABEC M	26 FERLIN K	51 MACKOVSEK B	88 VLAH A	0:18	0	
11 DOLENEC J	20 KODRIN T	26 FERLIN K	44 BOMBAC D	77 NOVAK D	88 VLAH A	95 SUHOLEZNIK M	0:19	0	
6 MARGUC G	17 CEHTE N	19 JOVICIC SLATINSEK	23 ZARABEC M	51 MACKOVSEK B	88 VLAH A	90 LESJAK U	0:19	0	
6 MARGUC G	11 DOLENEC J	20 KODRIN T	23 ZARABEC M	26 FERLIN K	27 HORZEN K	88 VLAH A	0:22	0	
6 MARGUC G	11 DOLENEC J	17 CEHTE N	26 FERLIN K	27 HORZEN K	44 BOMBAC D	88 VLAH A	0:26	0	
3 BLAGOTINSEK B	6 MARGUC G	17 CEHTE N	19 JOVICIC SLATINSEK	27 HORZEN K	51 MACKOVSEK B	90 LESJAK U	0:28	0	
6 MARGUC G	17 CEHTE N	20 KODRIN T	23 ZARABEC M	88 VLAH A	92 DROBEZ J	95 SUHOLEZNIK M	0:29	0	
3 BLAGOTINSEK B	6 MARGUC G	11 DOLENEC J	20 KODRIN T	23 ZARABEC M	26 FERLIN K	51 MACKOVSEK B	0:31	0	
3 BLAGOTINSEK B	20 KODRIN T	26 FERLIN K	44 BOMBAC D	51 MACKOVSEK B	88 VLAH A	95 SUHOLEZNIK M	0:32	0	
6 MARGUC G	11 DOLENEC J	20 KODRIN T	23 ZARABEC M	26 FERLIN K	51 MACKOVSEK B	88 VLAH A	0:33	0	
6 MARGUC G	11 DOLENEC J	20 KODRIN T	26 FERLIN K	44 BOMBAC D	77 NOVAK D	88 VLAH A	0:39	0	
6 MARGUC G	17 CEHTE N	19 JOVICIC SLATINSEK	23 ZARABEC M	88 VLAH A	90 LESJAK U	95 SUHOLEZNIK M	0:48	0	
3 BLAGOTINSEK B	6 MARGUC G	17 CEHTE N	19 JOVICIC SLATINSEK	44 BOMBAC D	51 MACKOVSEK B	90 LESJAK U	0:53	0	
6 MARGUC G	11 DOLENEC J	20 KODRIN T	26 FERLIN K	27 HORZEN K	44 BOMBAC D	77 NOVAK D	0:55	0	
3 BLAGOTINSEK B	6 MARGUC G	20 KODRIN T	23 ZARABEC M	26 FERLIN K	51 MACKOVSEK B	88 VLAH A	0:58	0	
3 BLAGOTINSEK B	6 MARGUC G	17 CEHTE N	19 JOVICIC SLATINSEK	23 ZARABEC M	51 MACKOVSEK B	90 LESJAK U	1:02	0	
6 MARGUC G	17 CEHTE N	20 KODRIN T	23 ZARABEC M	88 VLAH A	90 LESJAK U	95 SUHOLEZNIK M	1:04	0	
11 DOLENEC J	20 KODRIN T	26 FERLIN K	27 HORZEN K	44 BOMBAC D	51 MACKOVSEK B	77 NOVAK D	1:32	0	
3 BLAGOTINSEK B	6 MARGUC G	11 DOLENEC J	20 KODRIN T	26 FERLIN K	44 BOMBAC D	51 MACKOVSEK B	2:18	0	
3 BLAGOTINSEK B	6 MARGUC G	17 CEHTE N	20 KODRIN T	44 BOMBAC D	51 MACKOVSEK B	90 LESJAK U	0:06	-1	
6 MARGUC G	17 CEHTE N	19 JOVICIC SLATINSEK	23 ZARABEC M	90 LESJAK U	92 DROBEZ J	95 SUHOLEZNIK M	0:24	-1	
3 BLAGOTINSEK B	11 DOLENEC J	20 KODRIN T	26 FERLIN K	44 BOMBAC D	77 NOVAK D	88 VLAH A	0:31	-1	
3 BLAGOTINSEK B	6 MARGUC G	17 CEHTE N	19 JOVICIC SLATINSEK	88 VLAH A	90 LESJAK U	95 SUHOLEZNIK M	0:34	-1	
3 BLAGOTINSEK B	6 MARGUC G	17 CEHTE N	19 JOVICIC SLATINSEK	51 MACKOVSEK B	88 VLAH A	90 LESJAK U	0:55	-1	
3 BLAGOTINSEK B	11 DOLENEC J	17 CEHTE N	20 KODRIN T	44 BOMBAC D	77 NOVAK D	95 SUHOLEZNIK M	0:59	-1	
3 BLAGOTINSEK B	6 MARGUC G	11 DOLENEC J	20 KODRIN T	26 FERLIN K	44 BOMBAC D	88 VLAH A	1:14	-1	
3 BLAGOTINSEK B	6 MARGUC G	17 CEHTE N	20 KODRIN T	26 FERLIN K	44 BOMBAC D	51 MACKOVSEK B	1:24	-1	
3 BLAGOTINSEK B	6 MARGUC G	11 DOLENEC J	20 KODRIN T	26 FERLIN K	51 MACKOVSEK B	88 VLAH A	1:59	-2	
3 BLAGOTINSEK B	11 DOLENEC J	20 KODRIN T	26 FERLIN K	44 BOMBAC D	51 MACKOVSEK B	77 NOVAK D	9:36	-2	

Empty Net								Time Played	GF	GA
3 BLAGOTINSEK B	11 DOLENEC J	17 CEHTE N	20 KODRIN T	44 BOMBAC D	77 NOVAK D	95 SUHOLEZNIK M	0:59	0	1	
6 MARGUC G	17 CEHTE N	20 KODRIN T	23 ZARABEC M	88 VLAH A	92 DROBEZ J	95 SUHOLEZNIK M	0:29	0	0	
3 BLAGOTINSEK B	11 DOLENEC J	20 KODRIN T	44 BOMBAC D	77 NOVAK D	88 VLAH A	95 SUHOLEZNIK M	0:17	0	0	
6 MARGUC G	17 CEHTE N	19 JOVICIC SLATINSEK	23 ZARABEC M	88 VLAH A	92 DROBEZ J	95 SUHOLEZNIK M	0:14	0	0	
3 BLAGOTINSEK B	17 CEHTE N	20 KODRIN T	44 BOMBAC D	51 MACKOVSEK B	77 NOVAK D	95 SUHOLEZNIK M	0:08	0	0	

Legend:
G Diff. Goals Difference