

Start List

Match No: 43

FRA - AUT

Referees: HORACEK Vaclav (CZE) / NOVOTNY Jiri (CZE)
Reserve Referees: LAH Bojan (SLO) / SOK David (SLO)

EHF Supervisor: TRESPIDI Marco (ITA)
EHF Observer: TOGSTAD Øyvind (NOR)
Timekeeper: SCHULZ Peter (GER)
Scorekeeper: VOM DORFF Klaus (GER)

FRA - France

No.	Name	Pos.	Height m	Int. Matches		Competition Statistics							
				MP	G	MP	G	7mG	YC	2Min	RC	S	7mS
1	BELLAHCENE Samir	GK	1.91	8	1	4						30	3
92	DESBONNET Remi	GK	1.82	34	2	5						24	1
2	LENNE Yanis	RW	1.87	50	95	3	4						
5	REMILI Nedim	CB	1.95	120	367	5	15			1			
8	PRANDI Elohim	LB	1.93	33	76	5	13			2			
9	RICHARDSON Melvyn	RB	1.90	81	197	5	14	3					
10	MEM Dika	RB	1.94	111	368	5	28			3			
11	TOURNAT Nicolas	P	2.00	91	209	5	10						
13	KARABATIC Nikola	LB	1.96	353	1290	5	13						
14	MAHÉ Kentin	CB	1.86	166	541	4	11	4					
22	KARABATIC Luka (C)	P	2.02	149	172	5	4		1	3			
23	FABREGAS Ludovic	P	1.98	134	318	5	22			4	1		
25	DESCAT Hugo	LW	1.83	51	218	5	18	7					
29	KOUNKOUO Benoit	RW	1.90	42	62	3	4						
31	NAHI Dylan	LW	1.92	50	129	5	11						
34	KONAN Karl	P	1.96	28	6	5	1						
(NN)	BOLZINGER Charles	GK	1.98	10	1	1						6	1
(NN)	N'GUESSAN Timothy	LB	1.95	109	216	1							
(NN)	PORTE Valentin	RW	1.90	186	418	4	3						
Headcoach		GILLE Guillaume		Bench/Team									

FRA Played		
PR	MKD	39 - 29
PR	SUI	26 - 26
PR	GER	33 - 30
MR	CRO	34 - 32
MR	ISL	39 - 32
MR	AUT	22 JAN
MR	HUN	24 JAN

AUT - Austria

No.	Name	Pos.	Height m	Int. Matches		Competition Statistics							
				MP	G	MP	G	7mG	YC	2Min	RC	S	7mS
39	HÄUSLE Ralf Patrick	GK	1.89	21	0	5						4	1
98	MÖSTL Constantin	GK	1.86	22	0	5						59	2
6	MAHR Markus	LB	1.89	11	9	5	4						
7	BOZOVIC Janko	RB	2.04	183	508	3	6			1			
20	FRIMMEL Sebastian	LW	1.90	103	340	5	17	2	1	3			
23	BELOS Nemanja	LB	1.92	8	0	5							
28	WEBER Robert	RW	1.79	221	968	5	23	8					
29	SCHWEIGHOFER Lukas	P	1.91	12	4	1							
30	ZIVKOVIC Boris	RB	1.95	68	140	5	12			1			
34	MITTENDORFER Moritz	LB	1.93	21	10	3							
45	DAMBÖCK Eric	LW	1.81	32	30	5	1						
53	BILYK Mykola	LB	1.98	103	466	5	31						
55	WAGNER Tobias	P	1.98	98	253	5	19		1	1			
57	NIGG Jakob	RW	1.84	11	10	5	3						
72	HUTECEK Lukas	CB	1.89	47	167	5	21		1	2			
97	MISKOVEZ Michael	RB	1.97	25	4	5				4			
(NN)	EICHBERGER Thomas	GK	1.95	34	2								
(NN)	HERBÜRGER Lukas	P	1.97	70	60	5	7			5			
(NN)	KOFLER Elias	CB	1.87	19	7	2							
Headcoach		PAJOVIC Ales (SLO)		Bench/Team		1							

AUT Played		
PR	ROU	31 - 24
PR	CRO	28 - 28
PR	ESP	33 - 33
MR	HUN	30 - 29
MR	GER	22 - 22
MR	FRA	22 JAN
MR	ISL	24 JAN

Notes:
Players below the bold line are not playing in this match.

Legend:			
(NN)	Not nominated	2Min	2-Minute Suspensions
CB	Centre Back	G	Goals
LW	Left Wing	MP	Matches Played
Pos	Position	PR	Preliminary Round
RC	Red Cards (Direct and after 3rd 2-Minute Suspension)	RB	Right Back
YC	Yellow Cards	RW	Right Wing
		7mG	7-metre Goals
		GK	Goalkeeper
		MR	Main Round
		LB	Left Back
		P	Line Player
		7mS	7-metre Saves
		S	Saves

Results

Match No: 43

FRA 33 - 28 AUT

(15 - 16) (18 - 12)

Cologne

Attendance: 19.750

Referees: HORACEK Vaclav (CZE) / NOVOTNY Jiri (CZE)

France

Coach: GILLE Guillaume

Time outs: 2

No.	Name	Total			Goals / Shots							Punishments			TP	
		Goals	Shots	%	7m	6m	Wing	BT	FB	FTO	9m	EG	YC	RC		2M
1	BELLAHCENE Samir															57:47
2	LENNE Yanis	0	1	0			0/1									28:38
5	REMILI Nedim	2	5	40		1/2				1/3					22:04	
8	PRANDI Elohim	1	4	25		1/1				0/3					11:32	
9	RICHARDSON Melvyn	1	1	100						1/1					4:17	
10	MEM Dika	7	8	88		2/3				5/5					46:43	
11	TOURNAT Nicolas	1	1	100		1/1								1	7:42	
13	KARABATIC Nikola	3	3	100		1/1				2/2					47:58	
14	MAHÉ Kentin	3	4	75	0/1	1/1				1/1	1/1				12:36	
22	KARABATIC Luka	1	1	100		1/1									25:33	
23	FABREGAS Ludovic	7	7	100		6/6				1/1				1	43:20	
25	DESCAT Hugo	4	6	67	1/3		1/1			1/1					30:14	
29	KOUNKOU BENOIT	1	2	50			1/2								30:00	
31	NAHI Dylan	2	4	50			0/2			1/1					28:59	
34	KONAN Karl														22:20	
92	DESBONNET Remi														0:17	
Totals		33	47	70	1/4	14/16	2/6		2/2	2/2	10/15	2/2			2	60:00

No.	Name	Total			Saves / Shots						
		Saves	Shots	%	7m	6m	Wing	BT	FB	FTO	9m
1	BELLAHCENE Samir	15	42	36	0/2	2/7	2/4	0/1	0/2	0/1	11/25
92	DESBONNET Remi	0	1	0	0/1						
Totals		15	43	35	0/3	2/7	2/4	0/1	0/2	0/1	11/25

Austria

Coach: PAJOVIC Ales

Time outs: 2

No.	Name	Total			Goals / Shots							Punishments			TP	
		Goals	Shots	%	7m	6m	Wing	BT	FB	FTO	9m	EG	YC	RC		2M
6	MAHR Markus															4:10
7	BOZOVIC Janko	4	9	44						1/1	3/8					48:19
20	FRIMMEL Sebastian	1	3	33			1/3							1	43:53	
23	BELOS Nemanja															0:00
28	WEBER Robert	5	6	83	3/3		1/2			1/1						47:25
29	SCHWEIGHOFER Lukas	1	1	100		1/1										12:07
30	ZIVKOVIC Boris															0:00
34	MITTENDORFER Moritz															0:00
39	HÄUSLE Ralf Patrick															25:58
45	DAMBÖCK Eric															15:41
53	BILYK Mykola	6	12	50							6/12				1	58:48
55	WAGNER Tobias	4	5	80		4/5									1	43:27
57	NIGG Jakob	1	1	100						1/1						12:57
72	HUTECEK Lukas	6	13	46		0/1			1/1		5/11					59:52
97	MISKOVEZ Michael													1		26:33
98	MÖSTL Constantin															20:50
Totals		28	50	56	3/3	5/7	2/5	1/1	2/2	1/1	14/31				4	60:00

No.	Name	Total			Saves / Shots						
		Saves	Shots	%	7m	6m	Wing	BT	FB	FTO	9m
39	HÄUSLE Ralf Patrick	6	21	29	1/1	0/7	4/5		0/1	0/1	1/6
98	MÖSTL Constantin	2	18	11	0/1	2/9	0/1		0/1	0/1	0/5
EG			2								
Totals		8	41	20	1/2	2/16	4/6		0/2	0/2	1/11

Attacks

Team	All		Player Majority		Player Minority		Position Attacks		FB		Ind. FB		Team FB		TO	TO %
	G/Att.	%	G/Att.	%	G/Att.	%	G/Att.	%	G/Att.	%	G/Att.	%	G/Att.	%		
FRA	33/51	65	3/8	38	1/2	50	27/45	60	2/2	100			2/2	100	7	14
AUT	28/50	56	2/4	50	4/5	80	25/46	54	2/3	67			2/3	67	4	8

RUNNING SCORE

FRA - AUT	
1st Half	
	0 (1') 1 BOZOVIC J
	0 (3') 2 WAGNER T
DESCAT H	1 (3') 2
	1 (3') 3 BILYK M
	1 (4') 4 BOZOVIC J
KARABATIC N	2 (5') 4
	2 (7') 5 HUTECEK L
FABREGAS L	3 (7') 5
FABREGAS L	4 (8') 5
	4 (8') 6 WAGNER T
MEM D	5 (9') 6
	5 (10') 7 WEBER R
DESCAT H	6 (11') 7
REMILI N	7 (12') 7
	7 (14') 8 BILYK M
MEM D	8 (14') 8
DESCAT H	9 (15') 8
	9 (16') 9 BILYK M
REMILI N	10 (17') 9
DESCAT H	11 (18') 9
	11 (18') 10 BOZOVIC J
MEM D	12 (19') 10
	12 (20') 11 WEBER R
PRANDI E	13 (20') 11
	13 (23') 12 HUTECEK L
RICHARDSON M	14 (24') 12
FABREGAS L	15 (27') 12
	15 (28') 13 BILYK M
	15 (29') 14 WAGNER T
	15 (29') 15 NIGG J
	15 (30') 16 SCHWEIGHOFER L
2nd Half	
FABREGAS L	16 (31') 16
	16 (32') 17 WEBER R
MEM D	17 (33') 17
	17 (34') 18 BOZOVIC J
MAHÉ K	18 (34') 18
FABREGAS L	19 (36') 18
MEM D	20 (37') 18
NAHI D	21 (38') 18
	21 (39') 19 HUTECEK L
MEM D	22 (40') 19
	22 (41') 20 HUTECEK L
	22 (43') 21 HUTECEK L
	22 (44') 22 WEBER R
TOURNAT N	23 (44') 22
NAHI D	24 (45') 22
FABREGAS L	25 (46') 22
	25 (46') 23 HUTECEK L
MAHÉ K	26 (46') 23
	26 (48') 24 WAGNER T
	26 (50') 25 WEBER R
KOUNKOU B	27 (50') 25
	27 (51') 26 FRIMMEL S
FABREGAS L	28 (51') 26
MAHÉ K	29 (54') 26
KARABATIC N	30 (56') 26
	30 (57') 27 BILYK M
KARABATIC L	31 (57') 27
	31 (58') 28 BILYK M
KARABATIC N	32 (59') 28
MEM D	33 (60') 28

Legend:	
%	Efficiency
9m	9-metre Shots
FTO	Fast Throw off
RC	Red Cards (Direct and after 3rd 2-Minute Suspension)
Wing	Wing Shots
2M	2-Minute Suspensions
BT	Breakthroughs
G/Att.	Goals/Attacks
YC	Yellow Cards
6m	6-metre Shots
EG	Empty Goal
Ind.	Individual
TO	Turnover
7m	7-metre Penalty Shots
FB	Fast Breaks
No.	Uniform Number
TP	Time Played

Match Team Statistics

Match No: 43

FRA 33 - 28 AUT

(15 - 16) (18 - 12)

Referees: HORACEK Vaclav (CZE) / NOVOTNY Jiri (CZE)

FRA - France

Coach: GILLE Guillaume

Time outs: 2

No.	Name	Total			All Goals / Shots								Punishments				Offence			Defence			TP	
		Goals	Shots	%	7m	7m%	6m	Wing	BT	FB	FTO	9m	EG	YC	RC	2M	2+2	AS	R7	TO/TF	ST	BS		P7
1	BELLAHCENE Samir																	1						57:47
2	LENNE Yanis	0	1	0				0/1																28:38
5	REMILI Nedim	2	5	40			1/2				1/3							6	1	3		1		22:04
8	PRANDI Elohim	1	4	25			1/1				0/3												1	11:32
9	RICHARDSON Melvyn	1	1	100							1/1													4:17
10	MEM Dika	7	8	88			2/3				5/5							3	1	2				46:43
11	TOURNAT Nicolas	1	1	100			1/1								1									7:42
13	KARABATIC Nikola	3	3	100			1/1				2/2							5		1 / 1				47:58
14	MAHÉ Kentin	3	4	75	0/1	0	1/1			1/1	1/1							5	1					12:36
22	KARABATIC Luka	1	1	100			1/1																	25:33
23	FABREGAS Ludovic	7	7	100			6/6			1/1					1			1	1		1			43:20
25	DESCAT Hugo	4	6	67	1/3	33		1/1		1/1		1/1												30:14
29	KOUNKOUD Benoit	1	2	50				1/2																30:00
31	NAHI Dylan	2	4	50				0/2		1/1		1/1											1	28:59
34	KONAN Karl																					2	1	22:20
92	DESBONNET Remi																							0:17
Totals		33	47	70	1/4	25	14/16	2/6		2/2	2/2	10/15	2/2			2		21	4	6 / 1	2	2	3	

No.	Name	Total			All Saves / Shots										
		Saves	Shots	%	7m	7m%	6m	Wing	BT	FB	FTO	9m	9m%	NS	NS%
1	BELLAHCENE Samir	15	42	36	0/2	0	2/7	2/4	0/1	0/2	0/1	11/25	44	4/12	33
92	DESBONNET Remi	0	1	0	0/1	0									
Totals		15	43	35	0/3	0	2/7	2/4	0/1	0/2	0/1	11/25	44	4/12	33

Attacks

Team	All		Player Majority		Player Minority		Position Attacks		FB		Ind. FB		Team FB		TO	TO %
	G/Att.	%	G/Att.	%	G/Att.	%	G/Att.	%	G/Att.	%	G/Att.	%	G/Att.	%		
FRA	33/51	65	3/8	38	1/2	50	27/45	60	2/2	100			2/2	100	7	14

Team Shots

	Goals	Saves	Missed	Post	Blocked	Total	%	Prop %
6m Shots	14	2				16	88	34
Wing Shots	2	4				6	33	13
L R	1 1	2 2				3 3	33 33	6 6
9m Shots	10	1	1	2	1	15	67	32
L C R	9 1	1		2	1	13 1	69 100	0 28 2
7m Penalty Throws	1	1		2		4	25	9
Fast Breaks	2					2	100	4
Breakthroughs								0
Totals	33	8	1	4	1	47	70	100

Legend:			
%	Efficiency	2M	2-Minute Suspensions
9m	9-metre Shots	AS	Assists
EG	Empty Goal	FB	Fast Breaks
L	Left	NS	Near Shots
R	Right	RC	Red Cards (Direct and after 3rd 2-Minute Suspension)
TP	Time Played	Wing	Wing Shots
2+2	2+2 Minute Suspensions	BT	Blocked Shots
6m	6-metre Shots	FTO	Fast Throw off
G/Att.	Goals/Attacks	P7	Penalty 7-metre Fouls
Prop %	Proportion of Goals	YC	Yellow Cards
7m	7-metre Penalty Shots	ST	Steals
C	Center		
Ind.	Individual		
R7	Received 7-metre Fouls		
TO/TF	Turnover/Technical Faults		

MON 22 JAN 2024
Start Time: 18:00

Main Round Group I

Cologne

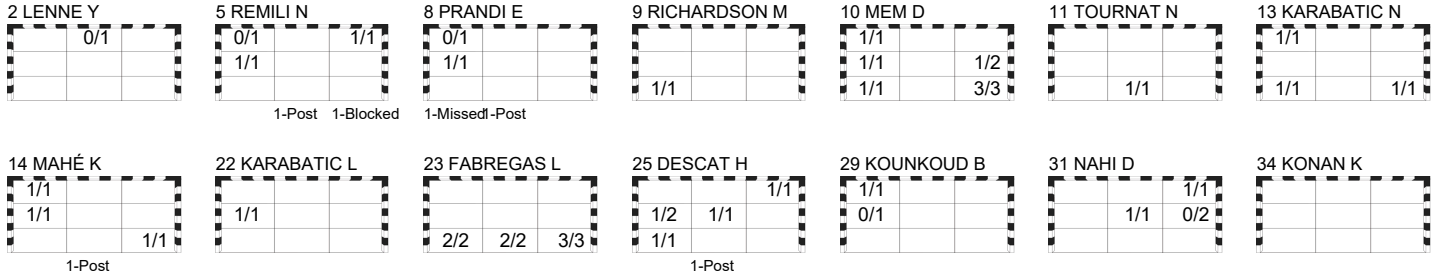
Match Team Statistics
Match No: 43

FRA 33 - 28 AUT
(15 - 16) (18 - 12)

Referees: HORACEK Vaclav (CZE) / NOVOTNY Jiri (CZE)

FRA - France

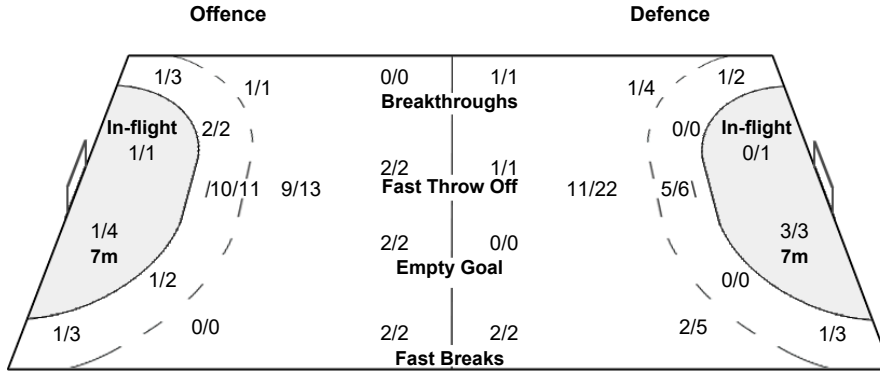
OverView of Shot Distribution



Team Goals / Shots

4/6	0/1	3/3
6/8	2/2	1/4
6/6	3/3	8/8

1-Missed 4-Post 1-Blocked



Goalkeepers Saves / Shots

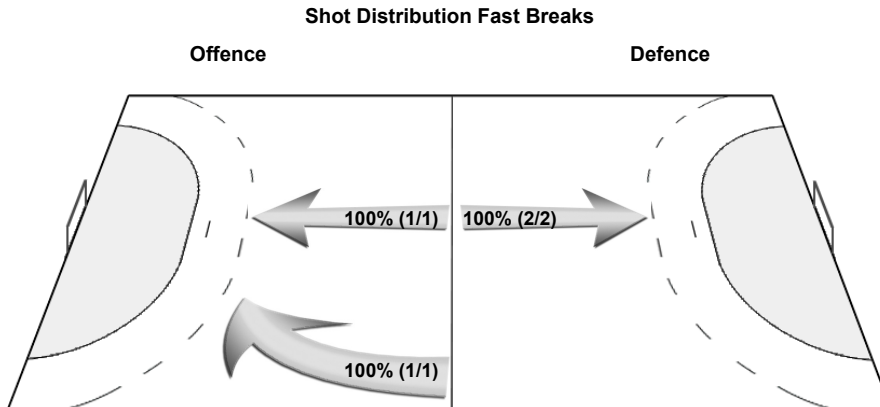
1/2	2/6
2/7	0/1 4/7
2/9	2/3 2/8

1 BELLAHCENE S

1/2	2/5
2/7	0/1 4/7
2/9	2/3 2/8

92 DESBONNET R

0/1



MON 22 JAN 2024
Start Time: 18:00

Main Round Group I

Cologne

Match Team Statistics
Match No: 43

FRA 33 - 28 AUT
(15 - 16) (18 - 12)

Referees: HORACEK Vaclav (CZE) / NOVOTNY Jiri (CZE)

AUT - Austria

Coach: PAJOVIC Ales (SLO)

Time outs: 2

No.	Name	Total			All Goals / Shots									Punishments				Offence			Defence			TP
		Goals	Shots	%	7m	7m%	6m	Wing	BT	FB	FTO	9m	EG	YC	RC	2M	2+2	AS	R7	TO/TF	ST	BS	P7	
6	MAHR Markus																	1						4:10
7	BOZOVIC Janko	4	9	44						1/1	3/8							1	1					48:19
20	FRIMMEL Sebastian	1	3	33				1/3							1				1			1		43:53
23	BELOS Nemanja																							0:00
28	WEBER Robert	5	6	83	3/3	100		1/2		1/1														47:25
29	SCHWEIGHOFER Lukas	1	1	100			1/1																	12:07
30	ZIVKOVIC Boris																							0:00
34	MITTENDORFER Moritz																							0:00
39	HÄUSLE Ralf Patrick																	1						25:58
45	DAMBÖCK Eric																		1					15:41
53	BILYK Mykola	6	12	50							6/12				1		6		1	1		1		58:48
55	WAGNER Tobias	4	5	80			4/5								1		1	1					1	43:27
57	NIGG Jakob	1	1	100						1/1														12:57
72	HUTECEK Lukas	6	13	46			0/1		1/1			5/11					2	1	/ 1					59:52
97	MISKOVEZ Michael														1							1	1	26:33
98	MÖSTL Constantin																							20:50
Totals		28	50	56	3/3	100	5/7	2/5	1/1	2/2	1/1	14/31			4		12	3	3 / 1	1	1	4		

No.	Name	Total			All Saves / Shots										
		Saves	Shots	%	7m	7m%	6m	Wing	BT	FB	FTO	9m	9m%	NS	NS%
39	HÄUSLE Ralf Patrick	6	21	29	1/1	100	0/7	4/5		0/1	0/1	1/6	17	4/12	33
98	MÖSTL Constantin	2	18	11	0/1	0	2/9	0/1		0/1	0/1	0/5	0	2/10	20
EG			2												
Totals		8	41	20	1/2	50	2/16	4/6		0/2	0/2	1/11	9	6/22	27

Attacks

Team	All		Player Majority		Player Minority		Position Attacks		FB		Ind. FB		Team FB		TO	TO %
	G/Att.	%	G/Att.	%	G/Att.	%	G/Att.	%	G/Att.	%	G/Att.	%	G/Att.	%		
AUT	28/50	56	2/4	50	4/5	80	25/46	54	2/3	67			2/3	67	4	8

Team Shots

	Goals	Saves	Missed	Post	Blocked	Total	%	Prop %
6m Shots	5	2				7	71	14
Wing Shots	2	2		1		5	40	10
L R	1 1	1 1		1		3 2	33 50	6 4
9m Shots	14	11	2	2	2	31	45	62
L C R	2 11 1	2 7 2	1 1	2	2	5 22 4	40 50 25	10 44 8
7m Penalty Throws	3					3	100	6
Fast Breaks	2					2	100	4
Breakthroughs	1					1	100	2
Totals	28	15	2	3	2	50	56	100

Legend:	
% Efficiency	2M 2-Minute Suspensions
9m 9-metre Shots	2+2 2+2 Minute Suspensions
EG Empty Goal	AS Assists
L Left	BS Blocked Shots
R Right	BT Breakthroughs
TP Time Played	FB Fast Breaks
	FTO Fast Throw off
	NS Near Shots
	P7 Penalty 7-metre Fouls
	RC Red Cards (Direct and after 3rd 2-Minute Suspension)
	ST Steals
	Wing Wing Shots
	YC Yellow Cards
	6m 6-metre Shots
	7m 7-metre Penalty Shots
	C Center
	Ind. Individual
	R7 Received 7-metre Fouls
	TO/TF Turnover/Technical Faults

MON 22 JAN 2024
Start Time: 18:00

Main Round Group I

Cologne

Match Team Statistics

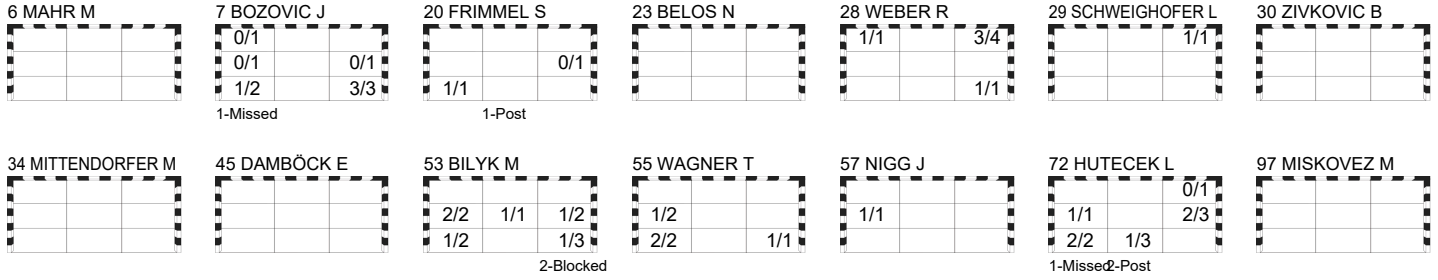
Match No: 43

FRA 33 - 28 AUT
(15 - 16) (18 - 12)

Referees: HORACEK Vaclav (CZE) / NOVOTNY Jiri (CZE)

AUT - Austria

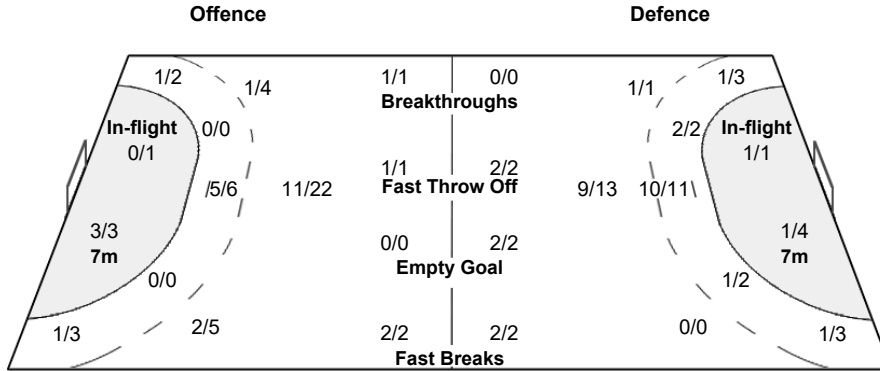
Overview of Shot Distribution



Team Goals / Shots

1/2	4/6
5/7	1/1
7/9	1/3
6/8	3/7

2-Missed 3-Post 2-Blocked



Goalkeepers Saves / Shots

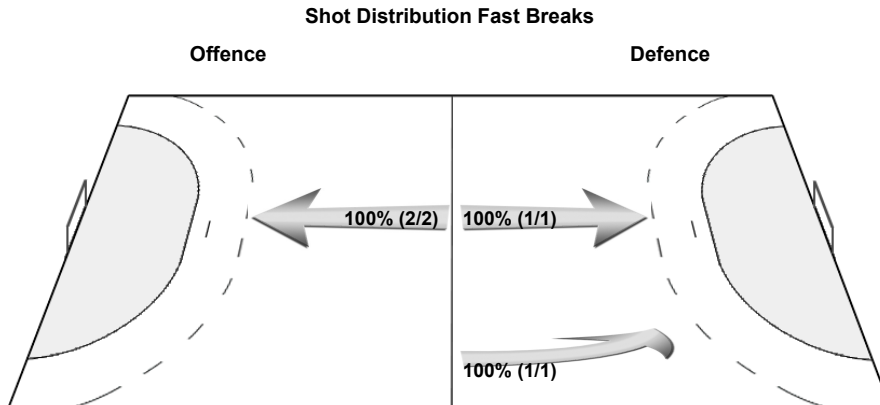
2/6	1/1	0/3
2/8	0/2	3/4
0/6	0/3	0/8

39 HÄUSLE R

1/4	1/1	0/1
2/4		2/2
0/3	0/3	0/3

98 MÖSTL C

1/2	0/2
0/4	1/2
0/3	0/5



MON 22 JAN 2024
Start Time: 18:00

Main Round Group I

Cologne

Play by Play

Match No: 43

FRA 33 - 28 AUT

(15 - 16) (18 - 12)

Referees: HORACEK Vaclav (CZE) / NOVOTNY Jiri (CZE)

FRA	1 BELLAHCENE Samir	2 LENNE Yanis	5 REMILI Nedim	A GILLE Guillaume
	8 PRANDI Elohim	9 RICHARDSON Melvyn	10 MEM Dika	B MATHÉ Éric
	11 TOURNAT Nicolas	13 KARABATIC Nikola	14 MAHÉ Kentin	C BIDET Emmanuel
	22 KARABATIC Luka	23 FABREGAS Ludovic	25 DESCAT Hugo	F PATALAGOITY Florian
	29 KOUNKOUD Benoit	31 NAHI Dylan	34 KONAN Karl	
	92 DESBONNET Remi			
AUT	6 MAHR Markus	7 BOZOVIC Janko	20 FRIMMEL Sebastian	A GIERLINGER Erwin
	23 BELOS Nemanja	28 WEBER Robert	29 SCHWEIGHOFER Lukas	B PAJOVIC Ales
	30 ZIVKOVIC Boris	34 MITTENDORFER Moritz	39 HÄUSLE Ralf Patrick	C MARINOVIC Nikola
	45 DAMBÖCK Eric	53 BILYK Mykola	55 WAGNER Tobias	E EHRENBERGER Patrick
	57 NIGG Jakob	72 HUTECEK Lukas	97 MISKOVEZ Michael	
	98 MÖSTL Constantin			

1st HALF

Match Time	FRA - France	Score	Lead	AUT - Austria
0:00	1 BELLAHCENE S Goalkeeper			98 MÖSTL C Goalkeeper
0:32		0 - 1	-1	7 BOZOVIC J Goal centre 9m bottom left, 112.26 km/h
1:32	5 REMILI N Shot centre 9m blocked			97 MISKOVEZ M Block
2:02		0 - 2	-2	55 WAGNER T Goal centre 6m bottom right (53 BILYK M), 101.17 km/h
2:14	25 DESCAT H Goal left wing top right (13 KARABATIC N), 66.22 km/h	1 - 2	-1	
2:51		1 - 3	-2	53 BILYK M Goal centre 9m middle centre, 114.69 km/h
3:31	10 MEM D Shot centre 6m saved middle right			
3:45		1 - 4	-3	7 BOZOVIC J Goal centre 9m bottom right, 109.18 km/h
4:38	13 KARABATIC N Goal centre 9m bottom left, 99.02 km/h	2 - 4	-2	
5:37				72 HUTECEK L Shot centre 9m post
5:45	5 REMILI N Shot centre 9m post			
6:20		2 - 5	-3	72 HUTECEK L Goal centre 9m bottom left, 122.83 km/h
6:27	23 FABREGAS L Goal fast throw off bottom left (5 REMILI N), 109.35 km/h	3 - 5	-2	
6:53				7 BOZOVIC J Shot right 9m missed
7:22	23 FABREGAS L Goal centre 6m bottom right (5 REMILI N), 101.85 km/h	4 - 5	-1	
7:54		4 - 6	-2	55 WAGNER T Goal centre 6m bottom left (53 BILYK M), 105.47 km/h
8:30	5 REMILI N Shot left 6m saved top left			
8:44				20 FRIMMEL S Shot left wing saved middle right
8:51	10 MEM D Goal centre 9m bottom right, 116.38 km/h	5 - 6	-1	
9:37		5 - 7	-2	28 WEBER R Goal right wing top right (53 BILYK M), 97.19 km/h
9:51	5 REMILI N 7m received			97 MISKOVEZ M 7m caused
10:07	25 DESCAT H Goal Penalty shot middle left (5 REMILI N), 111.41 km/h	6 - 7	-1	
11:03				7 BOZOVIC J Shot right 9m saved top left
11:14	5 REMILI N Turnover			
11:21	5 REMILI N Steal			20 FRIMMEL S Turnover Fastbreak
11:26	5 REMILI N Goal right 6m top right	7 - 7	0	
11:57				72 HUTECEK L Shot centre 9m saved top right
12:10	23 FABREGAS L 7m received			20 FRIMMEL S 7m caused
12:10				20 FRIMMEL S 2-minutes suspension
12:10				39 HÄUSLE R for 98 MÖSTL C Goalkeeper Substitution
12:10	25 DESCAT H Penalty shot post			
12:11				
12:31				45 DAMBÖCK E for 39 HÄUSLE R Empty goal
13:12		7 - 8	-1	53 BILYK M Goal centre 9m middle right, 124.49 km/h
13:13				98 MÖSTL C for 45 DAMBÖCK E Goalkeeper back
13:38	10 MEM D Goal flying throw middle right (5 REMILI N), 86.26 km/h	8 - 8	0	
13:51				45 DAMBÖCK E for 98 MÖSTL C Empty goal
14:11				
14:14				7 BOZOVIC J Shot centre 9m saved middle right
14:20	25 DESCAT H Goal empty goal middle centre (1 BELLAHCENE S), 113.96 km/h	9 - 8	+1	
14:36				98 MÖSTL C for 20 FRIMMEL S Goalkeeper back
15:00		9 - 9	0	53 BILYK M Goal centre 9m middle left, 127.24 km/h
15:10				53 BILYK M 2-minutes suspension
15:11				
15:26	13 KARABATIC N Turnover			
15:42				6 MAHR M for 98 MÖSTL C Empty goal
16:22				98 MÖSTL C for 6 MAHR M Goalkeeper back
16:23				28 WEBER R Shot right wing saved top right
16:38	5 REMILI N Goal centre 9m middle left, 113.24 km/h	10 - 9	+1	
16:49				6 MAHR M for 98 MÖSTL C Empty goal
17:11				
17:11				7 BOZOVIC J Shot right 9m saved middle left

Play by Play

Match No: 43

FRA 33 - 28 AUT

(15 - 16) (18 - 12)

1st HALF

Match Time	FRA - France	Score	Lead	AUT - Austria
17:13				98 MÖSTL C for 6 MAHR M Goalkeeper back
17:35	23 FABREGAS L Steal			53 BILYK M Turnover
17:40	25 DESCAT H Goal fast break bottom left (13 KARABATIC N), 100.45 km/h	11 - 9	+2	
17:50		11 - 10	+1	7 BOZOVIC J Goal fast throw off bottom right (53 BILYK M), 98.54 km/h
18:18	10 MEM D Goal centre 9m bottom right, 113.89 km/h	12 - 10	+2	
18:50	8 PRANDI E 7m caused			7 BOZOVIC J 7m received
19:01		12 - 11	+1	28 WEBER R Goal Penalty shot bottom right (7 BOZOVIC J), 104.34 km/h
19:47	8 PRANDI E Goal left 6m middle left (5 REMILI N)	13 - 11	+2	
20:04				39 HÄUSLE R for 98 MÖSTL C Goalkeeper Substitution
20:43	23 FABREGAS L 2-minutes suspension			
20:44				
21:01				45 DAMBÖCK E Turnover
21:12	9 RICHARDSON M for 1 BELLAHCENE S Empty goal			
21:52	5 REMILI N Turnover			
21:56	1 BELLAHCENE S for 9 RICHARDSON M Goalkeeper back			
22:16		13 - 12	+1	72 HUTECEK L Goal centre 9m middle left, 114.33 km/h
22:28	9 RICHARDSON M for 1 BELLAHCENE S Empty goal			
22:44				
22:47	1 BELLAHCENE S for 23 FABREGAS L Goalkeeper back			
23:13	9 RICHARDSON M Goal centre 9m bottom left, 109.11 km/h	14 - 12	+2	
23:54				72 HUTECEK L Shot centre 9m saved bottom centre
24:37	8 PRANDI E Shot centre 9m saved top left			
25:30	11 TOURNAT N 2-minutes suspension			
25:31				
25:46				72 HUTECEK L Technical Fault
25:59	9 RICHARDSON M for 1 BELLAHCENE S Empty goal			
26:18	23 FABREGAS L Goal centre 6m bottom centre (5 REMILI N), 93.38 km/h	15 - 12	+3	
26:19	1 BELLAHCENE S for 9 RICHARDSON M Goalkeeper back			
27:00		15 - 13	+2	53 BILYK M Goal centre 9m bottom right, 119.36 km/h
27:09	9 RICHARDSON M for 1 BELLAHCENE S Empty goal			
27:31				
27:33	1 BELLAHCENE S for 11 TOURNAT N Goalkeeper back			
27:34	8 PRANDI E Shot centre 9m post			
28:10				Team timeout
28:12				29 SCHWEIGHOFER L for 39 HÄUSLE R Empty goal
28:26		15 - 14	+1	55 WAGNER T Goal centre 6m middle left (53 BILYK M), 69.83 km/h
28:27				39 HÄUSLE R for 72 HUTECEK L Goalkeeper back
28:36	5 REMILI N Turnover			53 BILYK M Steal
28:41		15 - 15	0	57 NIGG J Goal fast break middle left (53 BILYK M), 92.45 km/h
29:12	2 LENNE Y Shot right wing saved top centre			
29:25				29 SCHWEIGHOFER L for 39 HÄUSLE R Empty goal
29:48	34 KONAN K Block			53 BILYK M Shot centre 9m blocked
29:51				39 HÄUSLE R for 72 HUTECEK L Goalkeeper back
29:51		15 - 16	-1	29 SCHWEIGHOFER L Goal centre 6m top right, 93.02 km/h
29:51	Team timeout			
29:51	23 FABREGAS L for 1 BELLAHCENE S Empty goal			
30:00	8 PRANDI E Shot direct free throw missed			

2nd HALF

Match Time	FRA - France	Score	Lead	AUT - Austria
30:00	1 BELLAHCENE S Goalkeeper			39 HÄUSLE R Goalkeeper
30:58	23 FABREGAS L Goal centre 6m bottom centre (10 MEM D), 91.83 km/h	16 - 16	0	
31:46	34 KONAN K 7m caused			55 WAGNER T 7m received
31:57		16 - 17	-1	28 WEBER R Goal Penalty shot top right (55 WAGNER T), 81.49 km/h
32:37	10 MEM D Goal centre 9m bottom left (14 MAHÉ K), 111.57 km/h	17 - 17	0	
33:13		17 - 18	-1	7 BOZOVIC J Goal right 9m bottom right, 109.33 km/h
33:24	10 MEM D 7m received			53 BILYK M 7m caused
33:46	14 MAHÉ K Penalty shot post			
33:54	14 MAHÉ K Goal centre 6m bottom right, 94.41 km/h	18 - 18	0	
34:31				72 HUTECEK L Shot centre 9m saved bottom centre
34:39	29 KOUNKOUD B Shot right wing saved middle left			
35:20	23 FABREGAS L Goal centre 6m bottom left (14 MAHÉ K), 101.90 km/h	19 - 18	+1	
36:06				72 HUTECEK L Shot left 9m missed
36:14	10 MEM D Goal centre 9m middle left, 113.29 km/h	20 - 18	+2	
36:39				29 SCHWEIGHOFER L for 39 HÄUSLE R Empty goal
37:31	34 KONAN K Block			53 BILYK M Shot centre 9m blocked

FRA 33 - 28 AUT

(15 - 16) (18 - 12)

2nd HALF

Match Time	FRA - France	Score	Lead	AUT - Austria
37:51				53 BILYK M Shot centre 9m saved middle right
37:58	31 NAHI D Goal empty goal middle centre (23 FABREGAS L), 64.96 km/h	21 - 18	+3	
38:27		21 - 19	+2	72 HUTECEK L Goal centre 9m bottom left, 113.40 km/h
38:30				39 HÄUSLE R for 7 BOZOVIC J Goalkeeper back
39:27	10 MEM D Goal centre 9m top left, 111.93 km/h	22 - 19	+3	
39:41				29 SCHWEIGHOFER L for 39 HÄUSLE R Empty goal
40:48		22 - 20	+2	72 HUTECEK L Goal centre 9m middle right, 112.90 km/h
40:51				39 HÄUSLE R for 7 BOZOVIC J Goalkeeper back
41:03	31 NAHI D Shot left wing saved middle right			
41:23	14 MAHÉ K 7m received			55 WAGNER T 7m caused
41:23				55 WAGNER T 2-minutes suspension
41:25	25 DESCAT H Penalty shot saved middle left			
41:26				
41:44				6 MAHR M for 39 HÄUSLE R Empty goal
42:34		22 - 21	+1	72 HUTECEK L Goal centre 9m middle right, 112.71 km/h
42:35				39 HÄUSLE R for 6 MAHR M Goalkeeper back
43:04	10 MEM D Turnover			
43:18		22 - 22	0	28 WEBER R Goal fast break top left (39 HÄUSLE R), 101.79 km/h
43:26				
43:27	11 TOURNAT N Goal centre 6m bottom centre (10 MEM D), 80.10 km/h	23 - 22	+1	
43:42				6 MAHR M for 39 HÄUSLE R Empty goal
43:58				53 BILYK M Shot left 9m saved bottom right
44:00				39 HÄUSLE R for 6 MAHR M Goalkeeper back
44:07	31 NAHI D Goal fast break top right (13 KARABATIC N), 116.08 km/h	24 - 22	+2	
44:21				6 MAHR M for 39 HÄUSLE R Empty goal
44:39				39 HÄUSLE R for 6 MAHR M Goalkeeper back
44:40				20 FRIMMEL S Shot left wing post
45:07	23 FABREGAS L Goal centre 6m bottom right (14 MAHÉ K), 97.05 km/h	25 - 22	+3	
45:20				29 SCHWEIGHOFER L for 39 HÄUSLE R Empty goal
45:48		25 - 23	+2	72 HUTECEK L Goal breakthrough bottom centre, 96.93 km/h
45:49				39 HÄUSLE R for 6 MAHR M Goalkeeper back
45:58	14 MAHÉ K Goal fast throw off top left, 122.18 km/h	26 - 23	+3	
46:12				29 SCHWEIGHOFER L for 39 HÄUSLE R Empty goal
46:31				53 BILYK M Shot left 9m saved bottom left
46:33				39 HÄUSLE R for 6 MAHR M Goalkeeper back
46:43	10 MEM D Turnover			
46:57				6 MAHR M for 39 HÄUSLE R Empty goal
47:28		26 - 24	+2	55 WAGNER T Goal centre 6m bottom left (6 MAHR M), 110.02 km/h
47:29				39 HÄUSLE R for 6 MAHR M Goalkeeper back
48:01				97 MISKOVEZ M 2-minutes suspension
48:02				
48:21	31 NAHI D Shot left wing saved middle right			
48:32				6 MAHR M for 39 HÄUSLE R Empty goal
49:05	31 NAHI D 7m caused			72 HUTECEK L 7m received
49:06	92 DESBONNET R for 1 BELLAHCENE S Goalkeeper Substitution			
49:06				39 HÄUSLE R for 55 WAGNER T Goalkeeper back
49:06		26 - 25	+1	28 WEBER R Goal Penalty shot top right (72 HUTECEK L), 71.92 km/h
49:23	1 BELLAHCENE S for 92 DESBONNET R Goalkeeper Substitution			
49:38	29 KOUNKOUD B Goal right wing top left (14 MAHÉ K), 112.96 km/h	27 - 25	+2	
49:48				55 WAGNER T for 39 HÄUSLE R Empty goal
50:02				
50:20				39 HÄUSLE R for 7 BOZOVIC J Goalkeeper back
50:20		27 - 26	+1	20 FRIMMEL S Goal left wing bottom left (72 HUTECEK L), 99.09 km/h
50:29	23 FABREGAS L Goal centre 6m bottom right (13 KARABATIC N), 98.80 km/h	28 - 26	+2	
50:43				55 WAGNER T for 39 HÄUSLE R Empty goal
51:02				Team timeout
51:38				72 HUTECEK L Shot centre 9m post
51:40				39 HÄUSLE R for 7 BOZOVIC J Goalkeeper back
52:09	13 KARABATIC N Technical Fault			
53:16				53 BILYK M Shot centre 9m saved bottom right
53:58	14 MAHÉ K Goal right 9m middle left, 114.21 km/h	29 - 26	+3	
54:15				98 MÖSTL C for 39 HÄUSLE R Goalkeeper Substitution
54:46				7 BOZOVIC J Shot centre 9m saved bottom left
55:37	13 KARABATIC N Goal centre 9m bottom right, 111.82 km/h	30 - 26	+4	
55:44				29 SCHWEIGHOFER L for 98 MÖSTL C Empty goal
56:05				72 HUTECEK L Shot flying throw saved middle right
56:25		30 - 27	+3	53 BILYK M Goal left 9m middle left, 125.45 km/h

MON 22 JAN 2024
Start Time: 18:00

Main Round Group I

Play by Play
Match No: 43

Cologne

FRA 33 - 28 AUT
(15 - 16) (18 - 12)

2nd HALF

Match Time	FRA - France	Score	Lead	AUT - Austria
56:26				98 MÖSTL C for 7 BOZOVIC J Goalkeeper back
56:57	22 KARABATIC L Goal centre 6m middle left (13 KARABATIC N), 96.81 km/h	31 - 27	+4	
57:05				55 WAGNER T for 98 MÖSTL C Empty goal
57:27		31 - 28	+3	53 BILYK M Goal left 9m bottom left, 125.20 km/h
57:29				98 MÖSTL C for 7 BOZOVIC J Goalkeeper back
57:52	Team timeout			
58:10	13 KARABATIC N Goal centre 6m top left (10 MEM D), 64.05 km/h	32 - 28	+4	
58:16				55 WAGNER T for 98 MÖSTL C Empty goal
58:46				55 WAGNER T Shot centre 6m saved middle left
58:50				98 MÖSTL C for 7 BOZOVIC J Goalkeeper back
59:24	10 MEM D Goal right 6m bottom right (14 MAHÉ K)	33 - 28	+5	
59:33				55 WAGNER T for 98 MÖSTL C Empty goal

Empty Goal Analysis

Cologne

Match No: 43

FRA 33 - 28 AUT

(15 - 16) (18 - 12)

Referees: HORACEK Vaclav (CZE) / NOVOTNY Jiri (CZE)

ATTACKS DURING OWN EMPTY GOAL SITUATION

Players on Court	Attacks		Goals		Saves		Missed		Blocked		Post		Turnovers		Scoring Efficiency		Goals Against	
	FRA	AUT	FRA	AUT	FRA	AUT	FRA	AUT	FRA	AUT	FRA	AUT	FRA	AUT	FRA	AUT	FRA	AUT
7 Against 6	3	16	1	9		7	1			2	1	2			33	56		2
6 Against 6	2	4	1	3		1							1		50	75		
Others																		
Total:	5	20	2	12		8	1			2	1	2	1		40	60		2

GOALS/ATTACKS DURING OWN EMPTY GOAL SITUATION - ANALYSIS OF OCCURRENCE (in 5 min intervals)

Players on Court	1st Half											
	0-5		5-10		10-15		15-20		20-25		25-30	
	FRA	AUT	FRA	AUT	FRA	AUT	FRA	AUT	FRA	AUT	FRA	AUT
7 Against 6						0/1		1/1	1/1		0/1	1/1
6 Against 6						1/1		0/1	0/1		1/1	
Others												
Total:						1/2		1/2	1/2		1/2	1/1

Players on Court	2nd Half											
	30-35		35-40		40-45		45-50		50-55		55-60	
	FRA	AUT	FRA	AUT	FRA	AUT	FRA	AUT	FRA	AUT	FRA	AUT
7 Against 6	0/1			1/2		1/3		2/3		1/2		2/3
6 Against 6						1/1		1/1				
Others												
Total:	0/1			1/2		2/4		3/4		1/2		2/3

GOALS/ATTACKS DURING OWN EMPTY GOAL SITUATION - ANALYSIS BY DURATION

Team	<15 sec.	15-30 sec.	30-45 sec.	45-60 sec.	>60 sec.
FRA	0/1	1/2	0/1	1/1	
AUT	1/1	3/7	6/8	1/2	1/2

SUBSTITUTION SUMMARY

Players	FRA	AUT
Goalkeeper <-> Goalkeeper	2	3
Court Player <-> Goalkeeper	9	41
Court Player <-> Court Player	101	93
Total:	112	137

Line-Up Analysis

Match No: 43

Cologne

Attendance: 19.750

FRA 33 - 28 AUT

FRA - France

Lineup efficiency								Time Played	GF	GA
1 BELLAHCENE S	10 MEM D	13 KARABATIC N	23 FABREGAS L	29 KOUNKOUD B	31 NAHI D	34 KONAN K	12:31	2	8	
1 BELLAHCENE S	2 LENNE Y	10 MEM D	13 KARABATIC N	22 KARABATIC L	23 FABREGAS L	25 DESCAT H	7:56	2	7	
1 BELLAHCENE S	10 MEM D	13 KARABATIC N	14 MAHÉ K	23 FABREGAS L	29 KOUNKOUD B	31 NAHI D	6:02	8	0	
1 BELLAHCENE S	2 LENNE Y	5 REMILI N	10 MEM D	13 KARABATIC N	23 FABREGAS L	25 DESCAT H	6:01	7	2	
1 BELLAHCENE S	10 MEM D	13 KARABATIC N	22 KARABATIC L	29 KOUNKOUD B	31 NAHI D	34 KONAN K	4:17	0	2	
1 BELLAHCENE S	10 MEM D	13 KARABATIC N	14 MAHÉ K	22 KARABATIC L	29 KOUNKOUD B	31 NAHI D	3:31	5	0	
1 BELLAHCENE S	2 LENNE Y	5 REMILI N	8 PRANDI E	22 KARABATIC L	23 FABREGAS L	25 DESCAT H	2:46	0	2	
1 BELLAHCENE S	2 LENNE Y	5 REMILI N	8 PRANDI E	11 TOURNAT N	25 DESCAT H	34 KONAN K	2:28	0	3	
1 BELLAHCENE S	2 LENNE Y	5 REMILI N	13 KARABATIC N	22 KARABATIC L	23 FABREGAS L	25 DESCAT H	1:45	1	1	
1 BELLAHCENE S	10 MEM D	11 TOURNAT N	13 KARABATIC N	14 MAHÉ K	29 KOUNKOUD B	31 NAHI D	1:32	2	1	
1 BELLAHCENE S	5 REMILI N	10 MEM D	13 KARABATIC N	22 KARABATIC L	23 FABREGAS L	25 DESCAT H	1:22	0	0	
1 BELLAHCENE S	2 LENNE Y	5 REMILI N	8 PRANDI E	9 RICHARDSON M	22 KARABATIC L	25 DESCAT H	1:17	2	0	
2 LENNE Y	5 REMILI N	8 PRANDI E	9 RICHARDSON M	22 KARABATIC L	23 FABREGAS L	25 DESCAT H	1:03	0	0	
1 BELLAHCENE S	10 MEM D	13 KARABATIC N	14 MAHÉ K	23 FABREGAS L	29 KOUNKOUD B	34 KONAN K	1:01	1	0	
1 BELLAHCENE S	2 LENNE Y	5 REMILI N	8 PRANDI E	9 RICHARDSON M	11 TOURNAT N	25 DESCAT H	0:58	0	0	
1 BELLAHCENE S	2 LENNE Y	5 REMILI N	10 MEM D	11 TOURNAT N	13 KARABATIC N	25 DESCAT H	0:56	1	0	
2 LENNE Y	5 REMILI N	8 PRANDI E	9 RICHARDSON M	11 TOURNAT N	23 FABREGAS L	25 DESCAT H	0:53	1	0	
1 BELLAHCENE S	2 LENNE Y	5 REMILI N	8 PRANDI E	11 TOURNAT N	23 FABREGAS L	25 DESCAT H	0:50	0	1	
1 BELLAHCENE S	2 LENNE Y	5 REMILI N	8 PRANDI E	22 KARABATIC L	25 DESCAT H	34 KONAN K	0:38	0	0	
1 BELLAHCENE S	2 LENNE Y	5 REMILI N	8 PRANDI E	23 FABREGAS L	25 DESCAT H	34 KONAN K	0:33	0	0	
1 BELLAHCENE S	10 MEM D	14 MAHÉ K	22 KARABATIC L	29 KOUNKOUD B	31 NAHI D	34 KONAN K	0:30	0	0	
1 BELLAHCENE S	2 LENNE Y	5 REMILI N	10 MEM D	13 KARABATIC N	22 KARABATIC L	25 DESCAT H	0:28	1	0	
10 MEM D	13 KARABATIC N	23 FABREGAS L	29 KOUNKOUD B	31 NAHI D	34 KONAN K	92 DESBONNET R	0:17	0	1	
1 BELLAHCENE S	10 MEM D	13 KARABATIC N	23 FABREGAS L	25 DESCAT H	29 KOUNKOUD B	31 NAHI D	0:14	0	0	
1 BELLAHCENE S	2 LENNE Y	5 REMILI N	8 PRANDI E	9 RICHARDSON M	23 FABREGAS L	25 DESCAT H	0:06	0	0	
1 BELLAHCENE S	10 MEM D	11 TOURNAT N	13 KARABATIC N	29 KOUNKOUD B	31 NAHI D	34 KONAN K	0:05	0	0	

Score development								Time Played	G Diff.
1 BELLAHCENE S	10 MEM D	13 KARABATIC N	14 MAHÉ K	23 FABREGAS L	29 KOUNKOUD B	31 NAHI D	6:02	+8	
1 BELLAHCENE S	10 MEM D	13 KARABATIC N	14 MAHÉ K	22 KARABATIC L	29 KOUNKOUD B	31 NAHI D	3:31	+5	
1 BELLAHCENE S	2 LENNE Y	5 REMILI N	10 MEM D	13 KARABATIC N	23 FABREGAS L	25 DESCAT H	6:01	+5	
1 BELLAHCENE S	2 LENNE Y	5 REMILI N	8 PRANDI E	9 RICHARDSON M	22 KARABATIC L	25 DESCAT H	1:17	+2	
1 BELLAHCENE S	2 LENNE Y	5 REMILI N	10 MEM D	13 KARABATIC N	22 KARABATIC L	25 DESCAT H	0:28	+1	
2 LENNE Y	5 REMILI N	8 PRANDI E	9 RICHARDSON M	11 TOURNAT N	23 FABREGAS L	25 DESCAT H	0:53	+1	
1 BELLAHCENE S	2 LENNE Y	5 REMILI N	10 MEM D	11 TOURNAT N	13 KARABATIC N	25 DESCAT H	0:56	+1	
1 BELLAHCENE S	10 MEM D	13 KARABATIC N	14 MAHÉ K	23 FABREGAS L	29 KOUNKOUD B	34 KONAN K	1:01	+1	
1 BELLAHCENE S	10 MEM D	11 TOURNAT N	13 KARABATIC N	14 MAHÉ K	29 KOUNKOUD B	31 NAHI D	1:32	+1	
1 BELLAHCENE S	10 MEM D	11 TOURNAT N	13 KARABATIC N	29 KOUNKOUD B	31 NAHI D	34 KONAN K	0:05	0	
1 BELLAHCENE S	2 LENNE Y	5 REMILI N	8 PRANDI E	9 RICHARDSON M	23 FABREGAS L	25 DESCAT H	0:06	0	
1 BELLAHCENE S	10 MEM D	13 KARABATIC N	23 FABREGAS L	25 DESCAT H	29 KOUNKOUD B	31 NAHI D	0:14	0	
1 BELLAHCENE S	10 MEM D	14 MAHÉ K	22 KARABATIC L	29 KOUNKOUD B	31 NAHI D	34 KONAN K	0:30	0	
1 BELLAHCENE S	2 LENNE Y	5 REMILI N	8 PRANDI E	23 FABREGAS L	25 DESCAT H	34 KONAN K	0:33	0	
1 BELLAHCENE S	2 LENNE Y	5 REMILI N	8 PRANDI E	22 KARABATIC L	25 DESCAT H	34 KONAN K	0:38	0	
1 BELLAHCENE S	2 LENNE Y	5 REMILI N	8 PRANDI E	9 RICHARDSON M	11 TOURNAT N	25 DESCAT H	0:58	0	
2 LENNE Y	5 REMILI N	8 PRANDI E	9 RICHARDSON M	22 KARABATIC L	23 FABREGAS L	25 DESCAT H	1:03	0	
1 BELLAHCENE S	5 REMILI N	10 MEM D	13 KARABATIC N	22 KARABATIC L	23 FABREGAS L	25 DESCAT H	1:22	0	
1 BELLAHCENE S	2 LENNE Y	5 REMILI N	13 KARABATIC N	22 KARABATIC L	23 FABREGAS L	25 DESCAT H	1:45	0	
10 MEM D	13 KARABATIC N	23 FABREGAS L	29 KOUNKOUD B	31 NAHI D	34 KONAN K	92 DESBONNET R	0:17	-1	
1 BELLAHCENE S	2 LENNE Y	5 REMILI N	8 PRANDI E	11 TOURNAT N	23 FABREGAS L	25 DESCAT H	0:50	-1	
1 BELLAHCENE S	2 LENNE Y	5 REMILI N	8 PRANDI E	22 KARABATIC L	23 FABREGAS L	25 DESCAT H	2:46	-2	
1 BELLAHCENE S	10 MEM D	13 KARABATIC N	22 KARABATIC L	29 KOUNKOUD B	31 NAHI D	34 KONAN K	4:17	-2	
1 BELLAHCENE S	2 LENNE Y	5 REMILI N	8 PRANDI E	11 TOURNAT N	25 DESCAT H	34 KONAN K	2:28	-3	
1 BELLAHCENE S	2 LENNE Y	10 MEM D	13 KARABATIC N	22 KARABATIC L	23 FABREGAS L	25 DESCAT H	7:56	-5	
1 BELLAHCENE S	10 MEM D	13 KARABATIC N	23 FABREGAS L	29 KOUNKOUD B	31 NAHI D	34 KONAN K	12:31	-6	

Empty Net								Time Played	GF	GA
2 LENNE Y	5 REMILI N	8 PRANDI E	9 RICHARDSON M	22 KARABATIC L	23 FABREGAS L	25 DESCAT H	1:03	0	0	
2 LENNE Y	5 REMILI N	8 PRANDI E	9 RICHARDSON M	11 TOURNAT N	23 FABREGAS L	25 DESCAT H	0:53	1	0	

Line-Up Analysis

Match No: 43

Cologne

Attendance: 19.750

FRA 33 - 28 AUT

AUT - Austria

Lineup efficiency							Time Played	GF	GA
7 BOZOVIC J	20 FRIMMEL S	28 WEBER R	53 BILYK M	55 WAGNER T	72 HUTECEK L	98 MÖSTL C	8:11	6	2
20 FRIMMEL S	28 WEBER R	39 HÄUSLE R	53 BILYK M	55 WAGNER T	72 HUTECEK L	97 MISKOVEZ M	5:59	1	8
7 BOZOVIC J	20 FRIMMEL S	28 WEBER R	29 SCHWEIGHOFER L	53 BILYK M	55 WAGNER T	72 HUTECEK L	5:32	4	1
7 BOZOVIC J	20 FRIMMEL S	28 WEBER R	53 BILYK M	72 HUTECEK L	97 MISKOVEZ M	98 MÖSTL C	5:28	1	9
7 BOZOVIC J	39 HÄUSLE R	45 DAMBÖCK E	53 BILYK M	55 WAGNER T	57 NIGG J	72 HUTECEK L	4:59	2	1
7 BOZOVIC J	20 FRIMMEL S	28 WEBER R	39 HÄUSLE R	53 BILYK M	72 HUTECEK L	97 MISKOVEZ M	4:39	1	4
7 BOZOVIC J	20 FRIMMEL S	28 WEBER R	39 HÄUSLE R	53 BILYK M	55 WAGNER T	72 HUTECEK L	4:21	2	0
7 BOZOVIC J	39 HÄUSLE R	45 DAMBÖCK E	53 BILYK M	57 NIGG J	72 HUTECEK L	97 MISKOVEZ M	3:16	0	1
6 MAHR M	20 FRIMMEL S	28 WEBER R	29 SCHWEIGHOFER L	53 BILYK M	55 WAGNER T	72 HUTECEK L	2:49	3	0
7 BOZOVIC J	20 FRIMMEL S	28 WEBER R	45 DAMBÖCK E	53 BILYK M	55 WAGNER T	72 HUTECEK L	1:27	1	1
20 FRIMMEL S	28 WEBER R	29 SCHWEIGHOFER L	39 HÄUSLE R	53 BILYK M	55 WAGNER T	72 HUTECEK L	1:23	1	0
7 BOZOVIC J	45 DAMBÖCK E	53 BILYK M	55 WAGNER T	57 NIGG J	72 HUTECEK L	98 MÖSTL C	1:19	1	1
7 BOZOVIC J	20 FRIMMEL S	28 WEBER R	55 WAGNER T	72 HUTECEK L	97 MISKOVEZ M	98 MÖSTL C	1:12	0	1
7 BOZOVIC J	20 FRIMMEL S	28 WEBER R	53 BILYK M	55 WAGNER T	72 HUTECEK L	97 MISKOVEZ M	1:12	0	0
7 BOZOVIC J	45 DAMBÖCK E	53 BILYK M	57 NIGG J	72 HUTECEK L	97 MISKOVEZ M	98 MÖSTL C	1:10	0	2
6 MAHR M	7 BOZOVIC J	28 WEBER R	45 DAMBÖCK E	53 BILYK M	55 WAGNER T	72 HUTECEK L	0:54	0	0
7 BOZOVIC J	28 WEBER R	45 DAMBÖCK E	53 BILYK M	55 WAGNER T	72 HUTECEK L	98 MÖSTL C	0:52	1	0
7 BOZOVIC J	28 WEBER R	53 BILYK M	55 WAGNER T	72 HUTECEK L	97 MISKOVEZ M	98 MÖSTL C	0:43	0	0
7 BOZOVIC J	28 WEBER R	45 DAMBÖCK E	53 BILYK M	72 HUTECEK L	97 MISKOVEZ M	98 MÖSTL C	0:41	0	1
7 BOZOVIC J	39 HÄUSLE R	53 BILYK M	55 WAGNER T	57 NIGG J	72 HUTECEK L	97 MISKOVEZ M	0:41	0	0
7 BOZOVIC J	29 SCHWEIGHOFER L	45 DAMBÖCK E	53 BILYK M	55 WAGNER T	57 NIGG J	72 HUTECEK L	0:41	1	0
20 FRIMMEL S	28 WEBER R	29 SCHWEIGHOFER L	53 BILYK M	72 HUTECEK L	97 MISKOVEZ M	98 MÖSTL C	0:33	0	0
20 FRIMMEL S	28 WEBER R	29 SCHWEIGHOFER L	53 BILYK M	55 WAGNER T	72 HUTECEK L	98 MÖSTL C	0:19	0	0
7 BOZOVIC J	28 WEBER R	53 BILYK M	57 NIGG J	72 HUTECEK L	97 MISKOVEZ M	98 MÖSTL C	0:18	1	0
20 FRIMMEL S	28 WEBER R	29 SCHWEIGHOFER L	53 BILYK M	55 WAGNER T	72 HUTECEK L	97 MISKOVEZ M	0:17	0	0
20 FRIMMEL S	28 WEBER R	29 SCHWEIGHOFER L	39 HÄUSLE R	53 BILYK M	72 HUTECEK L	97 MISKOVEZ M	0:14	0	1
7 BOZOVIC J	29 SCHWEIGHOFER L	39 HÄUSLE R	53 BILYK M	55 WAGNER T	57 NIGG J	72 HUTECEK L	0:11	2	0
6 MAHR M	7 BOZOVIC J	45 DAMBÖCK E	53 BILYK M	55 WAGNER T	57 NIGG J	72 HUTECEK L	0:10	0	0
6 MAHR M	7 BOZOVIC J	20 FRIMMEL S	28 WEBER R	53 BILYK M	72 HUTECEK L	97 MISKOVEZ M	0:10	0	0
7 BOZOVIC J	29 SCHWEIGHOFER L	39 HÄUSLE R	45 DAMBÖCK E	53 BILYK M	55 WAGNER T	57 NIGG J	0:08	0	0
6 MAHR M	20 FRIMMEL S	28 WEBER R	39 HÄUSLE R	53 BILYK M	55 WAGNER T	72 HUTECEK L	0:07	0	0
7 BOZOVIC J	28 WEBER R	45 DAMBÖCK E	53 BILYK M	57 NIGG J	72 HUTECEK L	98 MÖSTL C	0:04	0	0

Score development							Time Played	G Diff.
7 BOZOVIC J	20 FRIMMEL S	28 WEBER R	53 BILYK M	55 WAGNER T	72 HUTECEK L	98 MÖSTL C	8:11	+4
6 MAHR M	20 FRIMMEL S	28 WEBER R	29 SCHWEIGHOFER L	53 BILYK M	55 WAGNER T	72 HUTECEK L	2:49	+3
7 BOZOVIC J	20 FRIMMEL S	28 WEBER R	29 SCHWEIGHOFER L	53 BILYK M	55 WAGNER T	72 HUTECEK L	5:32	+3
7 BOZOVIC J	29 SCHWEIGHOFER L	39 HÄUSLE R	53 BILYK M	55 WAGNER T	57 NIGG J	72 HUTECEK L	0:11	+2
7 BOZOVIC J	20 FRIMMEL S	28 WEBER R	39 HÄUSLE R	53 BILYK M	55 WAGNER T	72 HUTECEK L	4:21	+2
7 BOZOVIC J	28 WEBER R	53 BILYK M	57 NIGG J	72 HUTECEK L	97 MISKOVEZ M	98 MÖSTL C	0:18	+1
7 BOZOVIC J	29 SCHWEIGHOFER L	45 DAMBÖCK E	53 BILYK M	55 WAGNER T	57 NIGG J	72 HUTECEK L	0:41	+1
7 BOZOVIC J	28 WEBER R	45 DAMBÖCK E	53 BILYK M	55 WAGNER T	72 HUTECEK L	98 MÖSTL C	0:52	+1
20 FRIMMEL S	28 WEBER R	29 SCHWEIGHOFER L	39 HÄUSLE R	53 BILYK M	55 WAGNER T	72 HUTECEK L	1:23	+1
7 BOZOVIC J	39 HÄUSLE R	45 DAMBÖCK E	53 BILYK M	55 WAGNER T	57 NIGG J	72 HUTECEK L	4:59	+1
7 BOZOVIC J	28 WEBER R	45 DAMBÖCK E	53 BILYK M	57 NIGG J	72 HUTECEK L	98 MÖSTL C	0:04	0
6 MAHR M	20 FRIMMEL S	28 WEBER R	39 HÄUSLE R	53 BILYK M	55 WAGNER T	72 HUTECEK L	0:07	0
7 BOZOVIC J	29 SCHWEIGHOFER L	39 HÄUSLE R	45 DAMBÖCK E	53 BILYK M	55 WAGNER T	57 NIGG J	0:08	0
6 MAHR M	7 BOZOVIC J	45 DAMBÖCK E	53 BILYK M	55 WAGNER T	57 NIGG J	72 HUTECEK L	0:10	0
6 MAHR M	7 BOZOVIC J	20 FRIMMEL S	28 WEBER R	53 BILYK M	72 HUTECEK L	97 MISKOVEZ M	0:10	0
20 FRIMMEL S	28 WEBER R	29 SCHWEIGHOFER L	53 BILYK M	55 WAGNER T	72 HUTECEK L	97 MISKOVEZ M	0:17	0
20 FRIMMEL S	28 WEBER R	29 SCHWEIGHOFER L	53 BILYK M	55 WAGNER T	72 HUTECEK L	98 MÖSTL C	0:19	0
20 FRIMMEL S	28 WEBER R	29 SCHWEIGHOFER L	53 BILYK M	72 HUTECEK L	97 MISKOVEZ M	98 MÖSTL C	0:33	0
7 BOZOVIC J	39 HÄUSLE R	53 BILYK M	55 WAGNER T	57 NIGG J	72 HUTECEK L	97 MISKOVEZ M	0:41	0
7 BOZOVIC J	28 WEBER R	53 BILYK M	55 WAGNER T	72 HUTECEK L	97 MISKOVEZ M	98 MÖSTL C	0:43	0
6 MAHR M	7 BOZOVIC J	28 WEBER R	45 DAMBÖCK E	53 BILYK M	55 WAGNER T	72 HUTECEK L	0:54	0
7 BOZOVIC J	20 FRIMMEL S	28 WEBER R	53 BILYK M	55 WAGNER T	72 HUTECEK L	97 MISKOVEZ M	1:12	0
7 BOZOVIC J	45 DAMBÖCK E	53 BILYK M	55 WAGNER T	57 NIGG J	72 HUTECEK L	98 MÖSTL C	1:19	0
7 BOZOVIC J	20 FRIMMEL S	28 WEBER R	45 DAMBÖCK E	53 BILYK M	55 WAGNER T	72 HUTECEK L	1:27	0
20 FRIMMEL S	28 WEBER R	29 SCHWEIGHOFER L	39 HÄUSLE R	53 BILYK M	72 HUTECEK L	97 MISKOVEZ M	0:14	-1
7 BOZOVIC J	28 WEBER R	45 DAMBÖCK E	53 BILYK M	72 HUTECEK L	97 MISKOVEZ M	98 MÖSTL C	0:41	-1
7 BOZOVIC J	20 FRIMMEL S	28 WEBER R	55 WAGNER T	72 HUTECEK L	97 MISKOVEZ M	98 MÖSTL C	1:12	-1
7 BOZOVIC J	39 HÄUSLE R	45 DAMBÖCK E	53 BILYK M	57 NIGG J	72 HUTECEK L	97 MISKOVEZ M	3:16	-1
7 BOZOVIC J	45 DAMBÖCK E	53 BILYK M	57 NIGG J	72 HUTECEK L	97 MISKOVEZ M	98 MÖSTL C	1:10	-2
7 BOZOVIC J	20 FRIMMEL S	28 WEBER R	39 HÄUSLE R	53 BILYK M	72 HUTECEK L	97 MISKOVEZ M	4:39	-3
20 FRIMMEL S	28 WEBER R	39 HÄUSLE R	53 BILYK M	55 WAGNER T	72 HUTECEK L	97 MISKOVEZ M	5:59	-7
7 BOZOVIC J	20 FRIMMEL S	28 WEBER R	53 BILYK M	72 HUTECEK L	97 MISKOVEZ M	98 MÖSTL C	5:28	-8

Line-Up Analysis

Match No: 43

Cologne

Attendance: 19.750

FRA 33 - 28 AUT

AUT - Austria

Empty Net							Time Played	GF	GA
7 BOZOVIC J	20 FRIMMEL S	28 WEBER R	29 SCHWEIGHOFER L	53 BILYK M	55 WAGNER T	72 HUTECEK L	5:32	4	1
6 MAHR M	20 FRIMMEL S	28 WEBER R	29 SCHWEIGHOFER L	53 BILYK M	55 WAGNER T	72 HUTECEK L	2:49	3	0
7 BOZOVIC J	20 FRIMMEL S	28 WEBER R	45 DAMBÖCK E	53 BILYK M	55 WAGNER T	72 HUTECEK L	1:27	1	1
7 BOZOVIC J	20 FRIMMEL S	28 WEBER R	53 BILYK M	55 WAGNER T	72 HUTECEK L	97 MISKOVEZ M	1:12	0	0
6 MAHR M	7 BOZOVIC J	28 WEBER R	45 DAMBÖCK E	53 BILYK M	55 WAGNER T	72 HUTECEK L	0:54	0	0
7 BOZOVIC J	29 SCHWEIGHOFER L	45 DAMBÖCK E	53 BILYK M	55 WAGNER T	57 NIGG J	72 HUTECEK L	0:41	1	0
20 FRIMMEL S	28 WEBER R	29 SCHWEIGHOFER L	53 BILYK M	55 WAGNER T	72 HUTECEK L	97 MISKOVEZ M	0:17	0	0
6 MAHR M	7 BOZOVIC J	45 DAMBÖCK E	53 BILYK M	55 WAGNER T	57 NIGG J	72 HUTECEK L	0:10	0	0
6 MAHR M	7 BOZOVIC J	20 FRIMMEL S	28 WEBER R	53 BILYK M	72 HUTECEK L	97 MISKOVEZ M	0:10	0	0

Legend:
G Diff. Goals Difference