

### Start List

Match No: 49

ISL - CRO

**Referees:** ALVAREZ Javier (ESP) / BUSTAMANTE Yon (ESP)

**Reserve:** HANSEN Mads (DEN) / MADSEN Jesper (DEN)

**EHF Observer:** TOGSTAD Øyvind (NOR)

**EHF Supervisor:** SITSU Urmo (EST)

**Timekeeper:** BRINK Catharina (SWE)

**Scorekeeper:** GUSTAVSSON Anna (SWE)

#### ISL - Iceland

No.	Name	Pos.	Height m	Int. Matches		Competition Statistics									
				MP	G	MP	G	7mG	YC	2Min	RC	S	7mS		
1	GUSTAVSSON Björgvin Páll	GK	1.93	290	26	3							1		
16	HALLGRIMSSON Viktor Gísli	GK	2.04	77	2	3							31	4	
2	RIKHARÐSSON Óðinn	RW	1.83	61	184	3	6								
3	SMÁRASON Janus Daði	CB	1.84	103	188	3	11			2					
7	KRISTJÁNSSON Viggo	RB	1.87	76	226	3	7	2							
8	ELISSON Bjarki Már	LW	1.90	131	432	3	6								
10	KRISTJÁNSSON Gísli	CB	1.91	78	187	3	16			1					
11	GÍSLASON Ymir Örn	P	1.96	111	48	3			1	3	1				
14	MAGNÚSSON Ómar Ingi	RB	1.86	97	356	3	15	11	1	2					
15	GUNNARSSON Thorsteinn Leó	LB	2.08	0	0										
18	VÍÐARSSON Elliði	P	1.94	67	144	3	6								
19	THORKESSON Orri Freyr	LW	1.84	35	119	3	13	3							
21	ARNARSSON Arnar	P	2.01	110	117	3	2								
24	EINARSSON Teitur Örn	RB	1.90	51	47	3	1								
25	THRÁSTARSON Haukur	CB	1.93	50	71	3	7								
27	ÓLAFSSON Einar	LB	2.00	28	7	1									
(NN)	RÚNARSSON Andri Már	CB	1.88	10	9	2	1								
<b>Headcoach</b>		GUÐJÓNSSON Snorri Steinn		<b>Bench/Team</b>											

ISL Played		
PR	ITA	39- 26
PR	POL	31- 23
PR	HUN	24- 23
MR	CRO	23 JAN
MR	SWE	25 JAN
MR	SUI	27 JAN
MR	SLO	28 JAN

#### CRO - Croatia

No.	Name	Pos.	Height m	Int. Matches		Competition Statistics									
				MP	G	MP	G	7mG	YC	2Min	RC	S	7mS		
1	KUZMANOVIC Dominik	GK	1.93	48	5	3	1						19		
43	SLAVIC Dino	GK	1.85	10	0										
6	ŠOŠTARIĆ Mario	RW	1.93	50	199	3	14	6		1					
11	SRNA Zvonimir	LB	2.02	53	138	3	16			2					
13	PAVLOVIĆ Ivano	CB	1.90	16	21	2	1								
20	MARAŠ Mateo	RB	2.03	49	84	2									
23	RAUŽAN Zlatko	P	1.89	5	11	2	7								
30	MAMIĆ Marko	LB	2.02	109	123	3				3					
33	CINDRIĆ Luka	CB	1.81	131	364	3	10								
39	MANDIĆ David	LW	1.87	67	151	3	2			1					
41	LUCIĆ Tin	CB	1.96	58	151	3	8								
51	MARTINOVIĆ Ivan	RB	1.94	69	323	3	15								
52	ŠUŠNJA Leon	P	2.04	45	24	3				1					
57	GLAVASIĆ Filip	RW	1.83	65	215	3	6								
62	JELINIĆ Marin	LW	1.94	61	158	3	5			1					
93	NACINOVIĆ Veron	P	2.04	49	98	1									
(NN)	ČEŠKO Diano	LB	1.96	5	8										
(NN)	KLARIĆ Luka Lovre	RB	1.98	49	114	2	3								
(NN)	MANDIĆ Matej	GK	2.04	40	2	3						7	1		
(NN)	ŠIMIĆ Josip	P	1.94	18	18	3	4			3					
<b>Headcoach</b>		SIGURDSSON Dagur (ISL)		<b>Bench/Team</b>											

CRO Played		
PR	GEO	32- 29
PR	NED	35- 29
PR	SWE	25- 33
MR	ISL	23 JAN
MR	SUI	25 JAN
MR	SLO	27 JAN
MR	HUN	28 JAN

**Notes:**

Players below the bold line are not playing in this match.

**Legend:**

<b>(NN)</b> Not nominated	<b>2Min</b> 2-Minute Suspensions	<b>7mG</b> 7-metre Goals	<b>7mS</b> 7-metre Saves
<b>CB</b> Centre Back	<b>G</b> Goals	<b>GK</b> Goalkeeper	<b>LB</b> Left Back
<b>LW</b> Left Wing	<b>MP</b> Matches Played	<b>MR</b> Main Round	<b>P</b> Line Player
<b>Pos</b> Position	<b>PR</b> Preliminary Round	<b>RB</b> Right Back	<b>S</b> Saves
<b>RC</b> Red Cards (Direct and after 3rd 2-Minute Suspension)	<b>RW</b> Right Wing		
<b>YC</b> Yellow Cards			

OFFICIAL PARTNERS



EHF PARTNERS



NATIONAL SUPPLIERS



### Results

Malmö

Match No: 49

Attendance: 5.036

### ISL 29 - 30 CRO

(15 - 19) (14 - 11)

Referees: ALVAREZ Javier (ESP) / BUSTAMANTE Yon (ESP)

Iceland

Coach: GUDJONSSON Snorri Steinn

Time outs: 2

No.	Name	Total		Goals / Shots						Punishments			TP			
		G/S	%	7m	6m	Wing	BT	FB	FTO	9m	EG	YC		RC	2M	
1	GUSTAVSSON Björgvin Páll															11:45
2	RIKHARDSSON Odinn	8/8	100			6/6		1/1			1/1					50:34
3	SMARASON Janus Dadi	2/2	100		1/1		1/1									44:56
7	KRISTJANSSON Viggó	2/3	67	0/1		1/1				1/1						11:18
8	ELISSON Bjarki Már															3:26
10	KRISTJANSSON Gísli	0/2	0				0/2									29:44
11	GISLASON Ymir Örn														1	30:23
14	MAGNUSSON Omar Ingi	8/11	73	5/7	1/1		2/2			0/1						54:29
15	GUNNARSSON Thorsteinn Leó	0/1	0							0/1						0:12
16	HALLGRIMSSON Viktor Gísli															46:58
18	VIDARSSON Ellídi	3/5	60		2/4						1/1				1	49:46
19	THORKELSSON Orri Freyr	4/7	57	2/3		1/3		1/1								54:06
21	ARNARSSON Amar	1/1	100		1/1											4:41
24	EINARSSON Teitur Örn															8:51
25	THRASTARSON Haukur	1/1	100				1/1									14:51
27	OLAFSSON Einar															60:00
Totals		29/41	71	7/11	5/7	8/10	4/6	2/2		1/3	2/2				2	

No.	Name	Total		Saves / Shots						9m
		S/S	%	7m	6m	Wing	BT	FB	FTO	
1	GUSTAVSSON Björgvin Páll	0/7	0		0/4		0/1			0/2
16	HALLGRIMSSON Viktor Gísli	7/30	23	0/2	0/4	0/2	0/4	1/1		6/17
Totals		7/37	19	0/2	0/8	0/2	0/5	1/1		6/19

Croatia

Coach: SIGURDSSON Dagur

YC/RC Bench Officials: 1/0 Time outs: 3

No.	Name	Total		Goals / Shots						Punishments			TP			
		G/S	%	7m	6m	Wing	BT	FB	FTO	9m	EG	YC		RC	2M	
1	KUZMANOVIC Dominik															51:28
6	SOSTARIC Mario	3/3	100	2/2		1/1									1	32:27
11	SRNA Zvonimir	6/8	75		2/2		1/1			3/5						44:00
13	PAVLOVIC Ivano															
20	MARAS Mateo	7/10	70				1/1			6/9					1	43:53
23	RAUZAN Zlatko	2/2	100		2/2											17:55
30	MAMIC Marko														2	22:32
33	CINDRIC Luka	2/4	50				1/2			1/2						36:24
39	MANDIC David	2/2	100		1/1	1/1										34:57
41	LUCIN Tin	2/2	100				1/1			1/1						7:46
43	SLAVIC Dino															2:02
51	MARTINOVIC Ivan	4/5	80		1/1		1/1			2/3				1		25:33
52	SUSNJA Leon													1		15:36
57	GLAVAS Filip	1/1	100		1/1											18:15
62	JELINIC Marin	0/1	0					0/1								26:18
93	NACINOVIC Veron	1/2	50		1/2											28:54
Bench Officials														1		
Totals		30/40	75	2/2	8/9	2/2	5/6	0/1		13/20				1	6	60:00

No.	Name	Total		Saves / Shots						9m
		S/S	%	7m	6m	Wing	BT	FB	FTO	
1	KUZMANOVIC Dominik	8/34	24	3/10	2/6	1/9	1/5	0/2		1/2
43	SLAVIC Dino	1/2	50	1/1	0/1					
EG		2								
Totals		9/38	24	4/11	2/7	1/9	1/5	0/2		1/2

Attacks

Team:	All		Player Majority		Player Minority		Position Attacks		FB		Ind. FB		Team FB		Att. Dur. (min)	Turnover		
	G/Att.	%	G/Att.	%	G/Att.	%	G/Att.	%	G/Att.	%	G/Att.	%	G/Att.	%		All	%	TOFB
ISL	29/48	60	10/13	77	1/2	50	25/44	57	2/2	100			2/2	100	0:33	10	21	0
CRO	30/48	63	2/3	67	5/7	71	30/47	64	0/1	0			0/1	0	0:41	9	19	0

**Legend:**

%	Efficiency	2M	2-Minute Suspensions	7m	7-metre Penalty Shots	9m	9-metre Shots
Att. Dur.	Average Attack Duration	BT	Breakthroughs	FB	Fast Breaks	FTO	Fast Throw off
G/Att.	Goals/Attacks	G/S	Goals/Shots	No.	Uniform Number		
RC	Red Cards (Direct and after Third 2-Minute Suspension)	S/S	Saves/Shots	TP	Time Played		
TOFB	Turnover during Fast Breaks						

RUNNING SCORE	
ISL - CRO	
1st Half	
0 (1) 1	MARAS M
1 (2) 1	
1 (3) 2	SRNA Z
2 (3) 2	
2 (3) 3	SOSTARIC M
2 (4) 4	MARTINOVIC I
3 (5) 4	
3 (6) 5	CINDRIC L
4 (7) 5	
4 (7) 6	SRNA Z
4 (9) 7	MARAS M
5 (10) 7	
5 (11) 8	SRNA Z
6 (11) 8	
6 (14) 9	MARAS M
7 (14) 9	
7 (15) 10	LUCIN T
8 (15) 10	
8 (16) 11	SOSTARIC M
9 (18) 11	
9 (18) 12	LUCIN T
10 (19) 12	
11 (21) 12	
11 (21) 13	SRNA Z
12 (21) 13	
12 (22) 14	SRNA Z
13 (23) 14	
13 (24) 15	MARAS M
14 (24) 15	
14 (25) 16	CINDRIC L
15 (25) 16	
15 (26) 17	SRNA Z
15 (29) 18	MARTINOVIC I
15 (30) 19	NACINOVIC V
2nd Half	
16 (31) 19	
16 (32) 20	MANDIC D
17 (33) 20	
18 (35) 20	
19 (38) 20	
19 (39) 21	MARTINOVIC I
20 (39) 21	
20 (40) 22	MARTINOVIC I
20 (42) 23	MANDIC D
21 (43) 23	
21 (46) 24	MARAS M
22 (48) 24	
22 (48) 25	MARAS M
23 (49) 25	
24 (51) 25	
24 (52) 26	RAUZAN Z
25 (55) 26	
25 (56) 27	SOSTARIC M
26 (56) 27	
26 (57) 28	RAUZAN Z
26 (58) 29	MARAS M
27 (59) 29	
27 (60) 30	GLAVAS F
28 (60) 30	
29 (60) 30	

OFFICIAL PARTNERS



EHF PARTNERS



NATIONAL SUPPLIERS



### Match Team Statistics

Match No: 49

ISL 29 - 30 CRO

(15 - 19) (14 - 11)

Referees: ALVAREZ Javier (ESP) / BUSTAMANTE Yon (ESP)

ISL - Iceland

Coach: GUDJONSSON Snorri Steinn

Time outs: 2

No.	Name	Total		All Goals / Shots								Punishments				Offence			Defence			TP			
		G/S	%	7m	7m%	6m	Wing	BT	FB	FTO	9m	EG	YC	RC	2M	2+2	AS	R7	TO/TF	ST	BS		P7		
1	GUSTAVSSON Björgvin Páll																						11:45		
2	RIKHARDSSON Ódinn	8/8	100				6/6		1/1									1/1					50:34		
3	SMARASON Janus Dadi	2/2	100			1/1			1/1										3		2		44:56		
7	KRISTJANSSON Viggó	2/3	67	0/1	0		1/1																11:18		
8	ELISSON Bjarki Már																			1			3:26		
10	KRISTJANSSON Gísli	0/2	0						0/2										8	6	1 / 1		29:44		
11	GISLASON Ymir Örn													1									30:23		
14	MAGNUSSON Omar Ingi	8/11	73	5/7	71	1/1			2/2									4	2	2 / 1		1	54:29		
15	GUNNARSSON Thorsteinn Leó	0/1	0																				0:12		
16	HALLGRIMSSON Viktor Gísli																			2			46:58		
18	VIDARSSON Elliði	3/5	60			2/4																	49:46		
19	THORKESSON Orri Freyr	4/7	57	2/3	67		1/3																54:06		
21	ARNARSSON Arnar	1/1	100			1/1																	4:41		
24	EINARSSON Teitur Örn																								
25	THRASTARSON Haukur	1/1	100																		1		8:51		
27	OLAFSSON Einar																						14:51		
Totals		29/41	71	7/11	64	5/7	8/10	4/6	2/2											2	20	11	6 / 4	2	2

No.	Name	Total		All Saves / Shots												
		S/S	%	Near Shots							FB	FTO	9m	9m%		
		7m	7m%	All	All%	6m	Wing	BT								
1	GUSTAVSSON Björgvin Páll	0/7	0			0/5	0	0/4		0/1					0/2	0
16	HALLGRIMSSON Viktor Gísli	7/30	23	0/2	0	0/10	0	0/4	0/2	0/4	1/1			6/17	35	
Totals		7/37	19	0/2	0	0/15	0	0/8	0/2	0/5	1/1			6/19	32	

### Attacks

Team	All		Player Majority		Player Minority		Position Attacks		FB		Ind. FB		Team FB		Att. Dur. (min)	Turnover		
	G/Att.	%	G/Att.	%	G/Att.	%	G/Att.	%	G/Att.	%	G/Att.	%	G/Att.	%		All	%	TOFB
ISL	29/48	60	10/13	77	1/2	50	25/44	57	2/2	100			2/2	100	0:33	10	21	0

### Team Shots

	Goals	Saves	Missed	Post	Blocked	Total	G/S %	Prop %
6m Shots	5	2				7	71	17
Wing Shots	8	1		1		10	80	24
L R	1 7	1		1		3 7	33 100	7 17
9m Shots	1	1	1			3	33	7
L C R	1	1	1			1 2	100 0	2 5 0
7m Penalty Throws	7	4				11	64	27
Fast Breaks	2					2	100	5
Breakthroughs	4	1	1			6	67	15
Fast Throw Offs								0
Empty Goals	2					2	100	5
Totals	29	9	2	1		41	71	100

Legend:			
%	Efficiency	2M	2-Minute Suspensions
9m	9-metre Shots	AS	Assists
C	Center	EG	Empty Goal
G/S	Goals/Shots	Ind.	Individual
R7	Received 7-metre Fouls	R	Right
ST	Steals	TO/TF	Turnover/Technical Fouls
Wing	Wing Shots	YC	Yellow Cards
2+2	2+2 Minute Suspensions	6m	6-metre Shots
Att. Dur.	Average Attack Duration	BS	Blocked Shots
FB	Fast Breaks	FTO	Fast Throw off
L	Left	P7	Penalty 7-metre Fouls
RC	Red Cards (Direct and after 3rd 2-Minute Suspension)	S/S	Saves/Shots
TOFB	Turnover during Fast Breaks	TP	Time Played

#### OFFICIAL PARTNERS



#### EHF PARTNERS



#### NATIONAL SUPPLIERS



### Main Round Group II

Malmö

Match No: 49


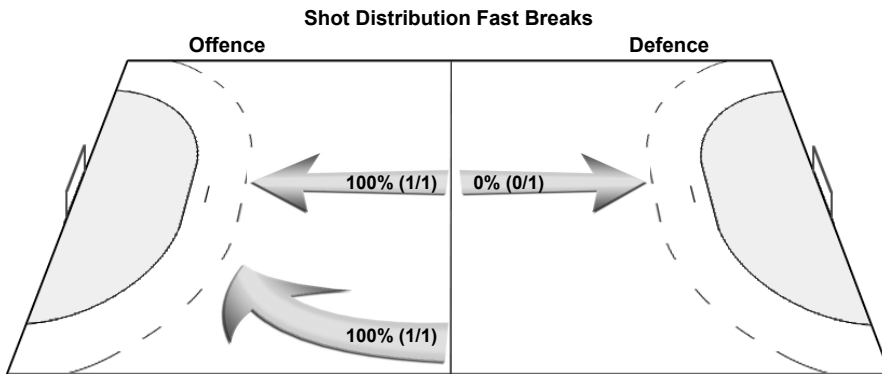
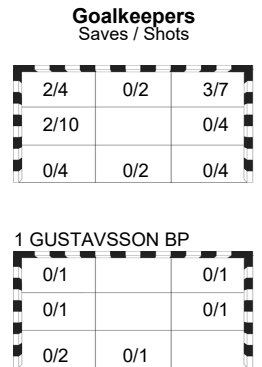
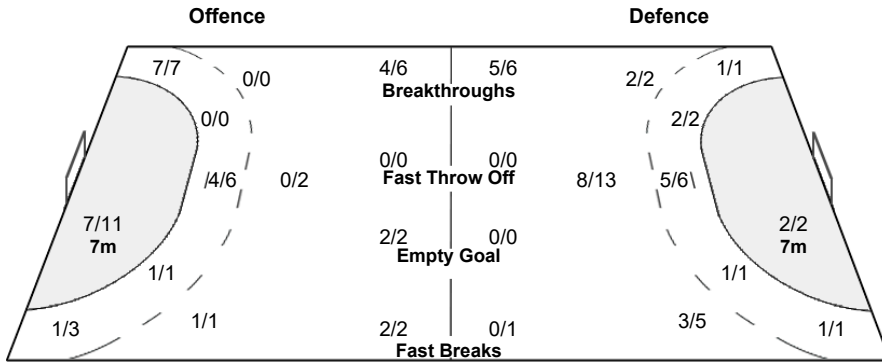

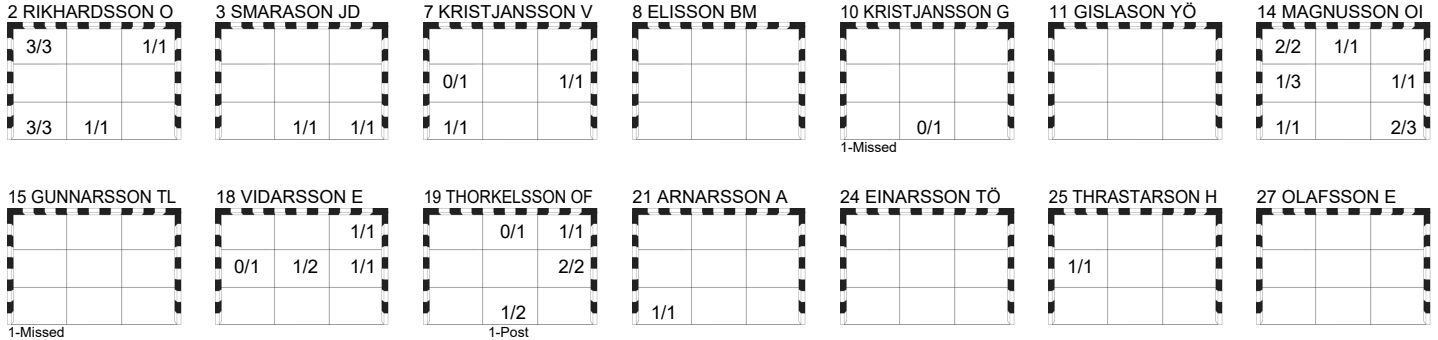
### Match Team Statistics

**ISL 29 - 30 CRO**  
(15 - 19) (14 - 11)

Referees: ALVAREZ Javier (ESP) / BUSTAMANTE Yon (ESP)

**ISL - Iceland**

### Overview of Shot Distribution



OFFICIAL PARTNERS



EHF PARTNERS



NATIONAL SUPPLIERS



### Main Round Group II

Malmö

Match No: 49

## ISL 29 - 30 CRO

(15 - 19) (14 - 11)

Referees: ALVAREZ Javier (ESP) / BUSTAMANTE Yon (ESP)

### CRO - Croatia

Coach: SIGURDSSON Dagur (ISL)

YC/RC Bench Officials:1/0 Time outs: 3

No.	Name	Total		All Goals / Shots							Punishments			Offence			Defence			TP			
		G/S	%	7m	7m%	6m	Wing	BT	FB	FTO	9m	EG	YC	RC	2M	2+2	AS	R7	TO/TF		ST	BS	P7
1	KUZMANOVIC Dominik																						51:28
6	SOSTARIC Mario	3/3	100	2/2	100		1/1							1								1	32:27
11	SRNA Zvonimir	6/8	75			2/2		1/1			3/5					2	1	/ 2					44:00
13	PAVLOVIC Ivano																						
20	MARAS Mateo	7/10	70					1/1		6/9				1				/ 1				1	43:53
23	RAUZAN Zlatko	2/2	100			2/2																1	17:55
30	MAMIC Marko													2								1	22:32
33	CINDRIC Luka	2/4	50					1/2		1/2						3		2 / 3	1			1	36:24
39	MANDIC David	2/2	100			1/1	1/1															1	34:57
41	LUCIN Tin	2/2	100					1/1		1/1								1					7:46
43	SLAVIC Dino																						2:02
51	MARTINOVIC Ivan	4/5	80			1/1		1/1		2/3				1		2						1	25:33
52	SUSNJA Leon													1								3	15:36
57	GLAVAS Filip	1/1	100			1/1										1	1			1			18:15
62	JELINIC Marin	0/1	0																			1	26:18
93	NACINOVIC Veron	1/2	50			1/2																1	28:54
Bench/Team														1									
Totals		30/40	75	2/2	100	8/9	2/2	5/6	0/1		13/20			1	6	8	2	3 / 6	2		11		

No.	Name	Total		All Saves / Shots										
		S/S	%	7m	7m%	Near Shots					FB	FTO	9m	9m%
				All	All%	6m	Wing	BT						
1	KUZMANOVIC Dominik	8/34	24	3/10	30	4/20	20	2/6	1/9	1/5	0/2		1/2	50
43	SLAVIC Dino	1/2	50	1/1	100	0/1	0	0/1						
EG		2												
Totals		9/38	24	4/11	36	4/21	19	2/7	1/9	1/5	0/2		1/2	50

### Attacks

Team	All		Player Majority		Player Minority		Position Attacks		FB		Ind. FB		Team FB		Att. Dur. (min)	Turnover		
	G/Att.	%	G/Att.	%	G/Att.	%	G/Att.	%	G/Att.	%	G/Att.	%	G/Att.	%		All	%	TOFB
CRO	30/48	63	2/3	67	5/7	71	30/47	64	0/1	0			0/1	0	0:41	9	19	0

### Team Shots

	Goals	Saves	Missed	Post	Blocked	Total	G/S %	Prop %
6m Shots	8		1			9	89	23
Wing Shots	2					2	100	5
L R	1 1					1 1	100 100	3 3
9m Shots	13	6	1			20	65	50
L C R	3 8 2	2 4	1			5 13 2	60 62 100	13 33 5
7m Penalty Throws	2					2	100	5
Fast Breaks		1				1	0	3
Breakthroughs	5		1			6	83	15
Fast Throw Offs								0
Empty Goals								0
Totals	30	7	3			40	75	100

Legend:			
%	Efficiency	2M	2-Minute Suspensions
9m	9-metre Shots	2+2	2+2 Minute Suspensions
C	Center	Att. Dur.	Average Attack Duration
G/S	Goals/Shots	AS	Assists
R7	Received 7-metre Fouls	EG	Empty Goal
ST	Steals	FB	Fast Breaks
Wing	Wing Shots	L	Left
		RC	Red Cards (Direct and after 3rd 2-Minute Suspension)
		TO/TF	Turnover/Technical Fouls
		TOFB	Turnover during Fast Breaks
		6m	6-metre Shots
		7m	7-metre Penalty Shots
		BS	Blocked Shots
		BT	Breakthroughs
		FTO	Fast Throw off
		P7	Penalty 7-metre Fouls
		G/Att.	Goals/Attacks
		Prop %	Proportion of Shots
		S/S	Saves/Shots
		TP	Time Played

#### OFFICIAL PARTNERS



#### EHF PARTNERS



#### NATIONAL SUPPLIERS



### Main Round Group II

## Match Team Statistics

Malmö


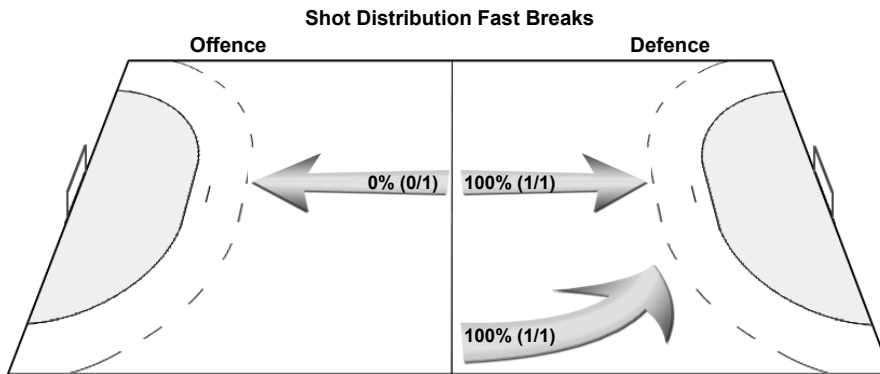
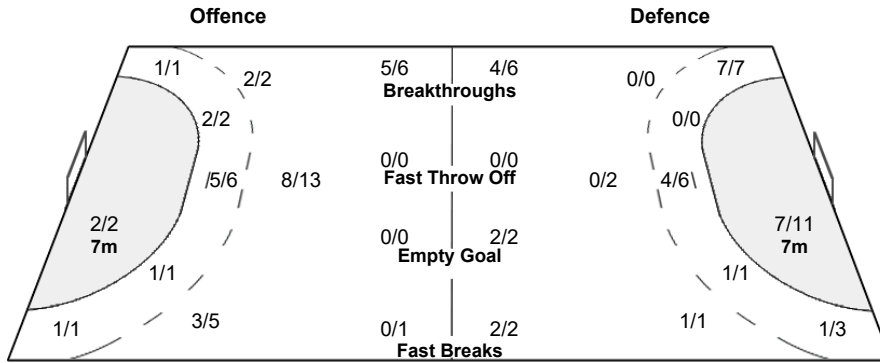
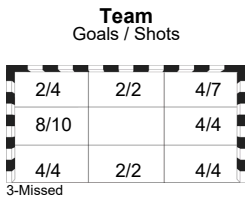
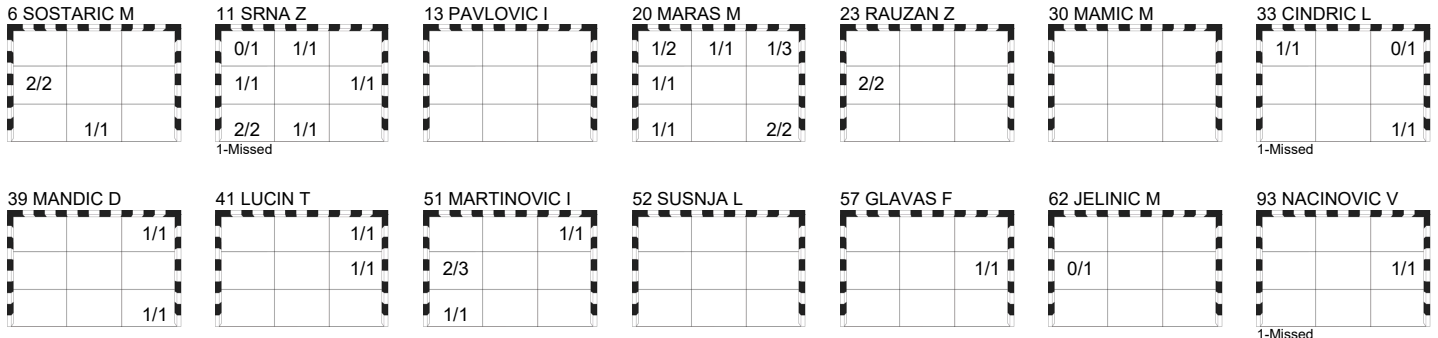
Match No: 49

**ISL 29 - 30 CRO**  
(15 - 19) (14 - 11)

Referees: ALVAREZ Javier (ESP) / BUSTAMANTE Yon (ESP)

### CRO - Croatia

### Overview of Shot Distribution



OFFICIAL PARTNERS



EHF PARTNERS



NATIONAL SUPPLIERS



## Play by Play

Match No: 49

### ISL 29 - 30 CRO

(15 - 19) (14 - 11)

Referees: ALVAREZ Javier (ESP) / BUSTAMANTE Yon (ESP)

<b>ISL</b>	1 GUSTAVSSON Björgvin Páll	2 RIKHARDSSON Odinn	3 SMARASON Janus Dadi	A ATLASON Arnór
	7 KRISTJANSSON Viggó	8 ELISSON Bjarki Már	10 KRISTJANSSON Gísli	B GUDJONSSON Snorri Steinn
	11 GISLASON Ymir Örn	14 MAGNUSSON Omar Ingi	15 GUNNARSSON Thorsteinn Leó	C OSKARSSON Oskar Bjarni
	16 HALLGRIMSSON Viktor Gísli	18 VIDARSSON Ellidi	19 THORKESSON Orri Freyr	D ERADZE Roland
	21 ARNARSSON Arnar	24 EINARSSON Teitur Örn	25 THRASTARSON Haukur	E GUDMUNDSSON Jón Birgir
	27 OLAFSSON Einar			
<b>CRO</b>	1 KUZMANOVIC Dominik	6 SOSTARIC Mario	11 SRNA Zvonimir	A UDOVICIC Ivica
	13 PAVLOVIC Ivano	20 MARAS Mateo	23 RAUZAN Zlatko	B SIGURDSSON Dagur
	30 MAMIC Marko	33 CINDRIC Luka	39 MANDIC David	C SPOLJARIC Denis
	41 LUCIN Tin	43 SLAVIC Dino	51 MARTINOVIC Ivan	D MATOSEVIC Valter
	52 SUSNJA Leon	57 GLAVAS Filip	62 JELINIC Marin	E KERCEL Zeljko
	93 NACINOVIC Veron			

### 1st HALF

Match Time	ISL - Iceland	Score	Lead	CRO - Croatia
0:00	16 HALLGRIMSSON VG Goalkeeper			43 SLAVIC D Goalkeeper
0:50		0 - 1	-1	20 MARAS M Goal right 9m bottom left, 101.88 km/h
1:03				20 MARAS M 2-minutes suspension
1:22	3 SMARASON JD Goal left 6m bottom centre, 84.72 km/h	1 - 1	0	
1:32				33 CINDRIC L for 43 SLAVIC D Empty goal
2:00		1 - 2	-1	11 SRNA Z Goal breakthrough bottom left, 89.19 km/h
2:13	18 VIDARSSON E Goal empty goal middle centre (16 HALLGRIMSSON VG), 67.98 km/h	2 - 2	0	
2:13				43 SLAVIC D for 39 MANDIC D Goalkeeper back
2:19				39 MANDIC D for 43 SLAVIC D Empty goal
2:44	14 MAGNUSSON OI 7m caused			11 SRNA Z 7m received
2:45				1 KUZMANOVIC D for 33 CINDRIC L Goalkeeper back
2:45		2 - 3	-1	6 SOSTARIC M Goal Penalty shot bottom centre (11 SRNA Z), 107.58 km/h
3:01	19 THORKESSON OF Shot left wing post			
3:44		2 - 4	-2	51 MARTINOVIC I Goal centre 9m middle left, 107.80 km/h
3:55	14 MAGNUSSON OI Technical Fault			
4:28				20 MARAS M Shot centre 9m saved top right
4:44	18 VIDARSSON E 7m received			51 MARTINOVIC I 7m caused
4:44				51 MARTINOVIC I 2-minutes suspension
4:44	14 MAGNUSSON OI Goal Penalty shot top centre (18 VIDARSSON E), 86.63 km/h	3 - 4	-1	
4:58				33 CINDRIC L for 1 KUZMANOVIC D Empty goal
5:58		3 - 5	-2	33 CINDRIC L Goal centre 9m bottom right, 94.28 km/h
6:05				1 KUZMANOVIC D for 39 MANDIC D Goalkeeper back
6:10	2 RIKHARDSSON O Goal right wing top left (10 KRISTJANSSON G), 100.37 km/h	4 - 5	-1	
6:21				39 MANDIC D for 1 KUZMANOVIC D Empty goal
6:46				1 KUZMANOVIC D for 51 MARTINOVIC I Goalkeeper back
6:51		4 - 6	-2	11 SRNA Z Goal right 9m top centre, 95.30 km/h
7:41	18 VIDARSSON E Technical Fault			
8:15	11 GISLASON YO 2-minutes suspension			
8:36		4 - 7	-3	20 MARAS M Goal breakthrough bottom right, 94.89 km/h
8:48	10 KRISTJANSSON G for 16 HALLGRIMSSON VG Empty goal			
9:26	18 VIDARSSON E 7m received			39 MANDIC D 7m caused
9:26	16 HALLGRIMSSON VG for 2 RIKHARDSSON O Goalkeeper back			
9:26	14 MAGNUSSON OI Penalty shot saved bottom right			
9:34	14 MAGNUSSON OI Goal centre 6m middle right, 84.30 km/h	5 - 7	-2	
10:18		5 - 8	-3	11 SRNA Z Goal left 9m middle right, 97.89 km/h
10:55	18 VIDARSSON E Goal centre 6m middle right (10 KRISTJANSSON G), 104.38 km/h	6 - 8	-2	
11:29				51 MARTINOVIC I Shot centre 9m saved middle left
11:44	18 VIDARSSON E Shot centre 6m saved middle centre			

#### OFFICIAL PARTNERS



#### EHF PARTNERS



#### NATIONAL SUPPLIERS



### Play by Play

Match No: 49

ISL 29 - 30 CRO

(15 - 19) (14 - 11)

#### 1st HALF

Match Time	ISL - Iceland	Score	Lead	CRO - Croatia
12:27				20 MARAS M Shot centre 9m saved top left
13:09		6 - 9	-3	20 MARAS M Goal centre 9m middle left, 107.93 km/h
13:23	2 RIKHARDSSON O Goal right wing bottom left (10 KRISTJANSSON G), 67.75 km/h	7 - 9	-2	
14:04		7 - 10	-3	41 LUCIN T Goal breakthrough top right, 95.51 km/h
14:41	10 KRISTJANSSON G 7m received			52 SUSNJA L 7m caused
14:54	19 THORKELSSON OF Goal Penalty shot middle right (10 KRISTJANSSON G), 109.27 km/h	8 - 10	-2	
15:38		8 - 11	-3	6 SOSTARIC M Goal right wing middle left (51 MARTINOVIC I), 101.80 km/h
15:50				30 MAMIC M 2-minutes suspension
16:32	19 THORKELSSON OF Shot left wing saved top centre			
16:45				23 RAUZAN Z for 1 KUZMANOVIC D Empty goal
17:31	3 SMARASON JD Steal			33 CINDRIC L Turnover
17:32	2 RIKHARDSSON O Goal empty goal bottom centre (3 SMARASON JD), 84.19 km/h	9 - 11	-2	
17:54				1 KUZMANOVIC D for 30 MAMIC M Goalkeeper back
17:57		9 - 12	-3	41 LUCIN T Goal centre 9m middle right, 108.41 km/h
18:15	1 GUSTAVSSON BP for 16 HALLGRIMSSON VG Goalkeeper Substitution			
18:34	14 MAGNUSSON OI Goal breakthrough middle left, 89.89 km/h	10 - 12	-2	
19:07	25 THRASTARSON H Steal			41 LUCIN T Turnover
19:19	25 THRASTARSON H Turnover			33 CINDRIC L Steal
19:57				33 CINDRIC L Turnover
20:03	19 THORKELSSON OF Goal fast break bottom centre (18 VIDARSSON E), 92.69 km/h	11 - 12	-1	
20:33		11 - 13	-2	11 SRNA Z Goal left 9m middle left, 95.17 km/h
20:58	25 THRASTARSON H Goal breakthrough middle left, 97.92 km/h	12 - 13	-1	
21:37		12 - 14	-2	11 SRNA Z Goal centre 6m bottom centre, 83.16 km/h
22:11	14 MAGNUSSON OI 7m received			62 JELINIC M 7m caused
22:42	19 THORKELSSON OF Goal Penalty shot top right (14 MAGNUSSON OI), 106.51 km/h	13 - 14	-1	B SIGURDSSON D Warning (yellow card) bench punishment
23:21		13 - 15	-2	20 MARAS M Goal centre 9m top right, 101.63 km/h
23:36	7 KRISTJANSSON V Goal left 9m middle right, 106.67 km/h	14 - 15	-1	
24:04		14 - 16	-2	33 CINDRIC L Goal breakthrough top left, 71.45 km/h
24:41	21 ARNARSSON A Goal centre 6m bottom left (10 KRISTJANSSON G), 97.66 km/h	15 - 16	-1	
25:14		15 - 17	-2	11 SRNA Z Goal right 6m bottom left, 99.11 km/h
25:53	Team timeout			
26:23	10 KRISTJANSSON G Shot breakthrough missed			
26:52				33 CINDRIC L Technical Fault
27:30	14 MAGNUSSON OI Turnover			
28:01				Team timeout
28:12		15 - 18	-3	51 MARTINOVIC I Goal right 6m bottom left, 75.82 km/h
28:54	10 KRISTJANSSON G 7m received			30 MAMIC M 7m caused
28:54	19 THORKELSSON OF Penalty shot saved bottom centre			
29:40		15 - 19	-4	93 NACINOVIC V Goal centre 6m middle right (33 CINDRIC L), 100.67 km/h
29:49	10 KRISTJANSSON G Technical Fault			
29:56				93 NACINOVIC V Shot centre 6m missed

#### 2nd HALF

Match Time	ISL - Iceland	Score	Lead	CRO - Croatia
30:00	16 HALLGRIMSSON VG Goalkeeper			1 KUZMANOVIC D Goalkeeper
30:34	2 RIKHARDSSON O Goal right wing top left (3 SMARASON JD), 99.70 km/h	16 - 19	-3	
31:26		16 - 20	-4	39 MANDIC D Goal left 6m bottom right (11 SRNA Z), 46.68 km/h
32:02	10 KRISTJANSSON G 7m received			6 SOSTARIC M 7m caused
32:02				6 SOSTARIC M 2-minutes suspension

#### OFFICIAL PARTNERS



#### EHF PARTNERS



#### NATIONAL SUPPLIERS



### Play by Play

Match No: 49

ISL 29 - 30 CRO

(15 - 19) (14 - 11)

### 2nd HALF

Match Time	ISL - Iceland	Score Lead	CRO - Croatia
32:02	7 KRISTJANSSON V Penalty shot saved middle left		
32:36	10 KRISTJANSSON G 7m received		93 NACINOVIC V 7m caused
32:38	14 MAGNUSSON OI Goal Penalty shot bottom right (10 KRISTJANSSON G), 93.47 km/h	17 - 20	-3
32:53			57 GLAVAS F for 1 KUZMANOVIC D Empty goal
33:29			11 SRNA Z Technical Fault
33:32			1 KUZMANOVIC D for 51 MARTINOVIC I Goalkeeper back
34:00	19 THORKELSSON OF Goal left wing middle right (3 SMARASON JD), 112.03 km/h	18 - 20	-2
34:36			11 SRNA Z Shot left 9m saved top left
35:17	3 SMARASON JD Turnover		
35:58			20 MARAS M Technical Fault
37:23	14 MAGNUSSON OI 7m received		52 SUSNJA L 7m caused
37:23			52 SUSNJA L 2-minutes suspension
37:23	14 MAGNUSSON OI Goal Penalty shot bottom right, 94.82 km/h	19 - 20	-1
37:41			33 CINDRIC L for 1 KUZMANOVIC D Empty goal
38:26		19 - 21	-2
38:26			51 MARTINOVIC I Goal breakthrough top right, 95.35 km/h
38:26			1 KUZMANOVIC D for 57 GLAVAS F Goalkeeper back
38:55	2 RIKHARDSSON O Goal right wing bottom left (14 MAGNUSSON OI), 57.00 km/h	20 - 21	-1
39:05			57 GLAVAS F for 1 KUZMANOVIC D Empty goal
39:27			1 KUZMANOVIC D for 52 SUSNJA L Goalkeeper back
39:32		20 - 22	-2
39:32			51 MARTINOVIC I Goal centre 9m middle left, 105.96 km/h
40:08	3 SMARASON JD Turnover		
40:38	18 VIDARSSON E 2-minutes suspension		
41:01		20 - 23	-3
41:01			39 MANDIC D Goal left wing top right (51 MARTINOVIC I), 87.28 km/h
41:15	3 SMARASON JD for 16 HALLGRIMSSON VG Empty goal		
41:51	14 MAGNUSSON OI Turnover		
41:54	16 HALLGRIMSSON VG for 10 KRISTJANSSON G Goalkeeper back		
42:33			33 CINDRIC L Technical Fault
42:56	14 MAGNUSSON OI Goal breakthrough top left, 106.18 km/h	21 - 23	-2
43:26			Team timeout
43:39			33 CINDRIC L Technical Fault
44:17	10 KRISTJANSSON G Shot breakthrough saved bottom centre		
45:01	18 VIDARSSON E Technical Fault		
45:27		21 - 24	-3
45:27			20 MARAS M Goal centre 9m top left, 111.19 km/h
45:50	18 VIDARSSON E Shot centre 6m saved middle left		
46:23			20 MARAS M Shot left 9m saved top right
47:16	18 VIDARSSON E Goal centre 6m top right (10 KRISTJANSSON G), 94.88 km/h	22 - 24	-2
47:55		22 - 25	-3
47:55			20 MARAS M Goal centre 9m top centre, 102.43 km/h
48:30	7 KRISTJANSSON V Goal right wing bottom left (25 THRASTARSON H), 59.35 km/h	23 - 25	-2
49:19			11 SRNA Z Technical Fault
49:46	10 KRISTJANSSON G Turnover		
49:52			62 JELINIC M Shot fast break saved middle left
50:34	10 KRISTJANSSON G 7m received		52 SUSNJA L 7m caused
50:34	14 MAGNUSSON OI Goal Penalty shot bottom left, 104.83 km/h	24 - 25	-1
51:35		24 - 26	-2
51:35			23 RAUZAN Z Goal centre 6m middle left (33 CINDRIC L), 79.13 km/h
52:46	Team timeout		
52:50	15 GUNNARSSON TL Shot centre 9m missed		
53:58			11 SRNA Z Shot centre 9m missed
54:26	10 KRISTJANSSON G 7m received		20 MARAS M 7m caused
54:28	14 MAGNUSSON OI Goal Penalty shot top left (10 KRISTJANSSON G), 87.73 km/h	25 - 26	-1
55:03	8 ELISSON BM 7m caused		57 GLAVAS F 7m received
55:03		25 - 27	-2
55:03			6 SOSTARIC M Goal Penalty shot middle left (57 GLAVAS F), 100.00 km/h
55:24			30 MAMIC M 2-minutes suspension

#### OFFICIAL PARTNERS



#### EHF PARTNERS



#### NATIONAL SUPPLIERS



## Play by Play

ISL 29 - 30 CRO

(15 - 19) (14 - 11)

### 2nd HALF

Match Time	ISL - Iceland	Score	Lead	CRO - Croatia
55:36	3 SMARASON JD Goal breakthrough bottom right, 87.28 km/h	26	-27	-1
55:50				20 MARAS M for 1 KUZMANOVIC D Empty goal
56:27				1 KUZMANOVIC D for 57 GLAVAS F Goalkeeper back
56:34		26	-28	-2
56:48	8 ELISSON BM 7m received			23 RAUZAN Z Goal centre 6m middle left (33 CINDRIC L), 69.96 km/h
56:48				23 RAUZAN Z 7m caused
56:48	14 MAGNUSSON OI Penalty shot saved middle left			43 SLAVIC D for 1 KUZMANOVIC D Goalkeeper Substitution
57:12				20 MARAS M for 43 SLAVIC D Empty goal
57:31				1 KUZMANOVIC D for 30 MAMIC M Goalkeeper back
57:40		26	-29	-3
58:03	14 MAGNUSSON OI Shot centre 9m saved middle left			20 MARAS M Goal left 9m bottom right, 97.34 km/h
58:32				Team timeout
58:44				33 CINDRIC L Shot centre 9m saved top right
58:51	2 RIKHARDSSON O Goal fast break top right (16 HALLGRIMSSON VG), 95.65 km/h	27	-29	-2
59:10		27	-30	-3
59:25	2 RIKHARDSSON O Goal right wing top left (14 MAGNUSSON OI), 104.05 km/h	28	-30	-2
59:43				33 CINDRIC L Shot breakthrough missed
59:52	2 RIKHARDSSON O Goal right wing bottom left (14 MAGNUSSON OI), 91.57 km/h	29	-30	-1

#### OFFICIAL PARTNERS



#### EHF PARTNERS



#### NATIONAL SUPPLIERS



**Main Round Group II**

**Empty Goal Analysis**

Malmö

Match No: 49

**ISL 29 - 30 CRO**

(15 - 19) (14 - 11)

Referees: ALVAREZ Javier (ESP) / BUSTAMANTE Yon (ESP)

**ATTACKS DURING OWN EMPTY GOAL SITUATION**

Players on Court	Attacks		Goals		Saves		Missed		Blocked		Post		Turnovers		Scoring Efficiency		Goals Against	
	ISL	CRO	ISL	CRO	ISL	CRO	ISL	CRO	ISL	CRO	ISL	CRO	ISL	CRO	ISL	CRO	ISL	CRO
7 Against 6		3		3												100		
6 Against 6	2	6		4	1								1	2	0	67		2
Others																		
<b>Total:</b>	<b>2</b>	<b>9</b>		<b>7</b>	<b>1</b>								<b>1</b>	<b>2</b>	<b>0</b>	<b>78</b>		<b>2</b>

**GOALS/ATTACKS DURING OWN EMPTY GOAL SITUATION - ANALYSIS OF OCCURRENCE (in 5 min intervals)**

Players on Court	1st Half											
	0-5		5-10		10-15		15-20		20-25		25-30	
	ISL	CRO	ISL	CRO	ISL	CRO	ISL	CRO	ISL	CRO	ISL	CRO
7 Against 6				1/1				1/1				
6 Against 6		2/2	0/1	1/1				0/1				
Others												
<b>Total:</b>		<b>2/2</b>	<b>0/1</b>	<b>2/2</b>				<b>1/2</b>				

Players on Court	2nd Half											
	30-35		35-40		40-45		45-50		50-55		55-60	
	ISL	CRO	ISL	CRO	ISL	CRO	ISL	CRO	ISL	CRO	ISL	CRO
7 Against 6				1/1								
6 Against 6		0/1		1/1	0/1							
Others												
<b>Total:</b>		<b>0/1</b>		<b>2/2</b>	<b>0/1</b>							

**GOALS/ATTACKS DURING OWN EMPTY GOAL SITUATION - ANALYSIS BY DURATION**

Team	<15 sec.	15-30 sec.	30-45 sec.	45-60 sec.	>60 sec.
ISL			0/2		
CRO		4/4	1/2	1/2	1/1

**SUBSTITUTION SUMMARY**

Players	ISL	CRO
Goalkeeper <-> Goalkeeper	1	1
Court Player <-> Goalkeeper	4	20
Court Player <-> Court Player	132	127
<b>Total:</b>	<b>137</b>	<b>148</b>

OFFICIAL PARTNERS



EHF PARTNERS



NATIONAL SUPPLIERS



## Line-Up Analysis

Malmö

Match No: 49

Attendance: 5.036

### ISL 29 - 30 CRO

#### ISL - Iceland


Lineup efficiency																		Time Played	GF	GA
2	RIKHARDSSON O	3	SMARASON JD	11	GISLASON YÖ	14	MAGNUSSON OI	16	HALLGRIMSSON VG	18	VIDARSSON E	19	THORKELSSON OF	16:11	4	14				
2	RIKHARDSSON O	3	SMARASON JD	10	KRISTJANSSON G	14	MAGNUSSON OI	16	HALLGRIMSSON VG	18	VIDARSSON E	19	THORKELSSON OF	10:32	11	0				
2	RIKHARDSSON O	10	KRISTJANSSON G	14	MAGNUSSON OI	16	HALLGRIMSSON VG	18	VIDARSSON E	19	THORKELSSON OF	25	THRASTARSON H	2:45	0	0				
2	RIKHARDSSON O	3	SMARASON JD	14	MAGNUSSON OI	16	HALLGRIMSSON VG	18	VIDARSSON E	19	THORKELSSON OF	27	OLAFSSON E	2:37	1	2				
2	RIKHARDSSON O	7	KRISTJANSSON V	10	KRISTJANSSON G	16	HALLGRIMSSON VG	18	VIDARSSON E	19	THORKELSSON OF	25	THRASTARSON H	2:35	2	0				
2	RIKHARDSSON O	3	SMARASON JD	8	ELISSON BM	11	GISLASON YÖ	14	MAGNUSSON OI	16	HALLGRIMSSON VG	18	VIDARSSON E	2:29	1	2				
1	GUSTAVSSON BP	3	SMARASON JD	7	KRISTJANSSON V	10	KRISTJANSSON G	14	MAGNUSSON OI	19	THORKELSSON OF	21	ARNARSSON A	2:26	1	0				
2	RIKHARDSSON O	11	GISLASON YÖ	14	MAGNUSSON OI	16	HALLGRIMSSON VG	18	VIDARSSON E	19	THORKELSSON OF	27	OLAFSSON E	2:25	0	2				
1	GUSTAVSSON BP	3	SMARASON JD	7	KRISTJANSSON V	11	GISLASON YÖ	14	MAGNUSSON OI	19	THORKELSSON OF	27	OLAFSSON E	2:22	0	3				
1	GUSTAVSSON BP	10	KRISTJANSSON G	14	MAGNUSSON OI	18	VIDARSSON E	19	THORKELSSON OF	25	THRASTARSON H	27	OLAFSSON E	2:12	1	1				
3	SMARASON JD	10	KRISTJANSSON G	11	GISLASON YÖ	14	MAGNUSSON OI	16	HALLGRIMSSON VG	18	VIDARSSON E	19	THORKELSSON OF	1:39	0	1				
2	RIKHARDSSON O	10	KRISTJANSSON G	11	GISLASON YÖ	14	MAGNUSSON OI	16	HALLGRIMSSON VG	18	VIDARSSON E	27	OLAFSSON E	1:32	1	1				
1	GUSTAVSSON BP	2	RIKHARDSSON O	3	SMARASON JD	7	KRISTJANSSON V	11	GISLASON YÖ	19	THORKELSSON OF	27	OLAFSSON E	1:19	0	2				
2	RIKHARDSSON O	7	KRISTJANSSON V	11	GISLASON YÖ	16	HALLGRIMSSON VG	18	VIDARSSON E	19	THORKELSSON OF	27	OLAFSSON E	1:04	0	1				
2	RIKHARDSSON O	3	SMARASON JD	8	ELISSON BM	10	KRISTJANSSON G	14	MAGNUSSON OI	16	HALLGRIMSSON VG	18	VIDARSSON E	0:57	1	0				
1	GUSTAVSSON BP	3	SMARASON JD	7	KRISTJANSSON V	10	KRISTJANSSON G	11	GISLASON YÖ	14	MAGNUSSON OI	19	THORKELSSON OF	0:45	0	0				
1	GUSTAVSSON BP	2	RIKHARDSSON O	10	KRISTJANSSON G	14	MAGNUSSON OI	18	VIDARSSON E	19	THORKELSSON OF	25	THRASTARSON H	0:42	2	0				
2	RIKHARDSSON O	3	SMARASON JD	10	KRISTJANSSON G	14	MAGNUSSON OI	18	VIDARSSON E	19	THORKELSSON OF	21	ARNARSSON A	0:39	0	0				
2	RIKHARDSSON O	11	GISLASON YÖ	14	MAGNUSSON OI	16	HALLGRIMSSON VG	18	VIDARSSON E	19	THORKELSSON OF	21	ARNARSSON A	0:39	0	0				
2	RIKHARDSSON O	3	SMARASON JD	10	KRISTJANSSON G	11	GISLASON YÖ	14	MAGNUSSON OI	18	VIDARSSON E	19	THORKELSSON OF	0:38	0	0				
1	GUSTAVSSON BP	2	RIKHARDSSON O	14	MAGNUSSON OI	18	VIDARSSON E	19	THORKELSSON OF	25	THRASTARSON H	27	OLAFSSON E	0:37	0	1				
2	RIKHARDSSON O	3	SMARASON JD	10	KRISTJANSSON G	11	GISLASON YÖ	14	MAGNUSSON OI	16	HALLGRIMSSON VG	18	VIDARSSON E	0:32	1	0				
1	GUSTAVSSON BP	2	RIKHARDSSON O	3	SMARASON JD	10	KRISTJANSSON G	14	MAGNUSSON OI	19	THORKELSSON OF	21	ARNARSSON A	0:30	0	0				
1	GUSTAVSSON BP	2	RIKHARDSSON O	3	SMARASON JD	10	KRISTJANSSON G	14	MAGNUSSON OI	19	THORKELSSON OF	27	OLAFSSON E	0:24	0	0				
2	RIKHARDSSON O	10	KRISTJANSSON G	14	MAGNUSSON OI	16	HALLGRIMSSON VG	18	VIDARSSON E	19	THORKELSSON OF	21	ARNARSSON A	0:17	1	0				
1	GUSTAVSSON BP	2	RIKHARDSSON O	3	SMARASON JD	7	KRISTJANSSON V	10	KRISTJANSSON G	11	GISLASON YÖ	19	THORKELSSON OF	0:15	1	0				
2	RIKHARDSSON O	3	SMARASON JD	7	KRISTJANSSON V	11	GISLASON YÖ	14	MAGNUSSON OI	16	HALLGRIMSSON VG	18	VIDARSSON E	0:12	0	0				
2	RIKHARDSSON O	7	KRISTJANSSON V	10	KRISTJANSSON G	11	GISLASON YÖ	16	HALLGRIMSSON VG	18	VIDARSSON E	27	OLAFSSON E	0:12	0	0				
2	RIKHARDSSON O	3	SMARASON JD	14	MAGNUSSON OI	15	GUNNARSSON TL	16	HALLGRIMSSON VG	18	VIDARSSON E	19	THORKELSSON OF	0:12	0	0				
1	GUSTAVSSON BP	2	RIKHARDSSON O	3	SMARASON JD	7	KRISTJANSSON V	10	KRISTJANSSON G	19	THORKELSSON OF	21	ARNARSSON A	0:06	0	0				
1	GUSTAVSSON BP	2	RIKHARDSSON O	3	SMARASON JD	11	GISLASON YÖ	14	MAGNUSSON OI	19	THORKELSSON OF	27	OLAFSSON E	0:05	1	0				
2	RIKHARDSSON O	10	KRISTJANSSON G	11	GISLASON YÖ	14	MAGNUSSON OI	16	HALLGRIMSSON VG	18	VIDARSSON E	19	THORKELSSON OF	0:04	0	0				
2	RIKHARDSSON O	3	SMARASON JD	14	MAGNUSSON OI	16	HALLGRIMSSON VG	18	VIDARSSON E	19	THORKELSSON OF	21	ARNARSSON A	0:04	0	0				
1	GUSTAVSSON BP	3	SMARASON JD	7	KRISTJANSSON V	10	KRISTJANSSON G	14	MAGNUSSON OI	19	THORKELSSON OF	27	OLAFSSON E	0:02	0	0				

Score development																		Time Played	G Diff.
2	RIKHARDSSON O	3	SMARASON JD	10	KRISTJANSSON G	14	MAGNUSSON OI	16	HALLGRIMSSON VG	18	VIDARSSON E	19	THORKELSSON OF	10:32	+11				
1	GUSTAVSSON BP	2	RIKHARDSSON O	10	KRISTJANSSON G	14	MAGNUSSON OI	18	VIDARSSON E	19	THORKELSSON OF	25	THRASTARSON H	0:42	+2				
2	RIKHARDSSON O	7	KRISTJANSSON V	10	KRISTJANSSON G	16	HALLGRIMSSON VG	18	VIDARSSON E	19	THORKELSSON OF	25	THRASTARSON H	2:35	+2				
1	GUSTAVSSON BP	2	RIKHARDSSON O	3	SMARASON JD	11	GISLASON YÖ	14	MAGNUSSON OI	19	THORKELSSON OF	27	OLAFSSON E	0:05	+1				
1	GUSTAVSSON BP	2	RIKHARDSSON O	3	SMARASON JD	7	KRISTJANSSON V	10	KRISTJANSSON G	11	GISLASON YÖ	19	THORKELSSON OF	0:15	+1				
2	RIKHARDSSON O	10	KRISTJANSSON G	14	MAGNUSSON OI	16	HALLGRIMSSON VG	18	VIDARSSON E	19	THORKELSSON OF	21	ARNARSSON A	0:17	+1				
2	RIKHARDSSON O	3	SMARASON JD	10	KRISTJANSSON G	11	GISLASON YÖ	14	MAGNUSSON OI	16	HALLGRIMSSON VG	18	VIDARSSON E	0:32	+1				
2	RIKHARDSSON O	3	SMARASON JD	8	ELISSON BM	10	KRISTJANSSON G	14	MAGNUSSON OI	16	HALLGRIMSSON VG	18	VIDARSSON E	0:57	+1				
1	GUSTAVSSON BP	3	SMARASON JD	7	KRISTJANSSON V	10	KRISTJANSSON G	14	MAGNUSSON OI	19	THORKELSSON OF	21	ARNARSSON A	2:26	+1				
1	GUSTAVSSON BP	3	SMARASON JD	7	KRISTJANSSON V	10	KRISTJANSSON G	14	MAGNUSSON OI	19	THORKELSSON OF	27	OLAFSSON E	0:02	0				
2	RIKHARDSSON O	10	KRISTJANSSON G	11	GISLASON YÖ	14	MAGNUSSON OI	16	HALLGRIMSSON VG	18	VIDARSSON E	19	THORKELSSON OF	0:04	0				
2	RIKHARDSSON O	3	SMARASON JD	14	MAGNUSSON OI	16	HALLGRIMSSON VG	18	VIDARSSON E	19	THORKELSSON OF	21	ARNARSSON A	0:04	0				
1	GUSTAVSSON BP	2	RIKHARDSSON O	3	SMARASON JD	7	KRISTJANSSON V	10	KRISTJANSSON G	19	THORKELSSON OF	21	ARNARSSON A	0:06	0				
2	RIKHARDSSON O	3	SMARASON JD	7	KRISTJANSSON V	11	GISLASON YÖ	14	MAGNUSSON OI	16	HALLGRIMSSON VG	18	VIDARSSON E	0:12	0				
2	RIKHARDSSON O	7	KRISTJANSSON V	10	KRISTJANSSON G	11	GISLASON YÖ	16	HALLGRIMSSON VG	18	VIDARSSON E	27	OLAFSSON E	0:12	0				
2	RIKHARDSSON O	3	SMARASON JD	14	MAGNUSSON OI	15	GUNNARSSON TL	16	HALLGRIMSSON VG	18	VIDARSSON E	19	THORKELSSON OF	0:12	0				
1	GUSTAVSSON BP	2	RIKHARDSSON O	3	SMARASON JD	10	KRISTJANSSON G	14	MAGNUSSON OI	19	THORKELSSON OF	27	OLAFSSON E	0:24	0				

#### OFFICIAL PARTNERS



#### EHF PARTNERS



#### NATIONAL SUPPLIERS



### Main Round Group II

## Line-Up Analysis

Malmö

Match No: 49

Attendance: 5.036

ISL 29 - 30 CRO

#### ISL - Iceland

Score development																			Time Played	G Diff.
1	GUSTAVSSON BP	2	RIKHARDSSON O	3	SMARASON JD	10	KRISTJANSSON G	14	MAGNUSSON OI	19	THORKELSSON OF	21	ARNARSSON A	0:30	0					
2	RIKHARDSSON O	3	SMARASON JD	10	KRISTJANSSON G	11	GISLASON YO	14	MAGNUSSON OI	18	VIDARSSON E	19	THORKELSSON OF	0:38	0					
2	RIKHARDSSON O	3	SMARASON JD	10	KRISTJANSSON G	14	MAGNUSSON OI	18	VIDARSSON E	19	THORKELSSON OF	21	ARNARSSON A	0:39	0					
2	RIKHARDSSON O	11	GISLASON YO	14	MAGNUSSON OI	16	HALLGRIMSSON VG	18	VIDARSSON E	19	THORKELSSON OF	21	ARNARSSON A	0:39	0					
1	GUSTAVSSON BP	3	SMARASON JD	7	KRISTJANSSON V	10	KRISTJANSSON G	11	GISLASON YO	14	MAGNUSSON OI	19	THORKELSSON OF	0:45	0					
2	RIKHARDSSON O	10	KRISTJANSSON G	11	GISLASON YO	14	MAGNUSSON OI	16	HALLGRIMSSON VG	18	VIDARSSON E	27	OLAFSSON E	1:32	0					
1	GUSTAVSSON BP	10	KRISTJANSSON G	14	MAGNUSSON OI	18	VIDARSSON E	19	THORKELSSON OF	25	THRASTARSON H	27	OLAFSSON E	2:12	0					
2	RIKHARDSSON O	10	KRISTJANSSON G	14	MAGNUSSON OI	16	HALLGRIMSSON VG	18	VIDARSSON E	19	THORKELSSON OF	25	THRASTARSON H	2:45	0					
1	GUSTAVSSON BP	2	RIKHARDSSON O	14	MAGNUSSON OI	18	VIDARSSON E	19	THORKELSSON OF	25	THRASTARSON H	27	OLAFSSON E	0:37	-1					
2	RIKHARDSSON O	7	KRISTJANSSON V	11	GISLASON YO	16	HALLGRIMSSON VG	18	VIDARSSON E	19	THORKELSSON OF	27	OLAFSSON E	1:04	-1					
3	SMARASON JD	10	KRISTJANSSON G	11	GISLASON YO	14	MAGNUSSON OI	16	HALLGRIMSSON VG	18	VIDARSSON E	19	THORKELSSON OF	1:39	-1					
2	RIKHARDSSON O	3	SMARASON JD	8	ELISSON BM	11	GISLASON YO	14	MAGNUSSON OI	16	HALLGRIMSSON VG	18	VIDARSSON E	2:29	-1					
2	RIKHARDSSON O	3	SMARASON JD	14	MAGNUSSON OI	16	HALLGRIMSSON VG	18	VIDARSSON E	19	THORKELSSON OF	27	OLAFSSON E	2:37	-1					
1	GUSTAVSSON BP	2	RIKHARDSSON O	3	SMARASON JD	7	KRISTJANSSON V	11	GISLASON YO	19	THORKELSSON OF	27	OLAFSSON E	1:19	-2					
2	RIKHARDSSON O	11	GISLASON YO	14	MAGNUSSON OI	16	HALLGRIMSSON VG	18	VIDARSSON E	19	THORKELSSON OF	27	OLAFSSON E	2:25	-2					
1	GUSTAVSSON BP	3	SMARASON JD	7	KRISTJANSSON V	11	GISLASON YO	14	MAGNUSSON OI	19	THORKELSSON OF	27	OLAFSSON E	2:22	-3					
2	RIKHARDSSON O	3	SMARASON JD	11	GISLASON YO	14	MAGNUSSON OI	16	HALLGRIMSSON VG	18	VIDARSSON E	19	THORKELSSON OF	16:11	-10					

Empty Goal																			Time Played	GF	GA
2	RIKHARDSSON O	3	SMARASON JD	10	KRISTJANSSON G	14	MAGNUSSON OI	18	VIDARSSON E	19	THORKELSSON OF	21	ARNARSSON A	0:39	0	0					
2	RIKHARDSSON O	3	SMARASON JD	10	KRISTJANSSON G	11	GISLASON YO	14	MAGNUSSON OI	18	VIDARSSON E	19	THORKELSSON OF	0:38	0	0					

#### OFFICIAL PARTNERS



#### EHF PARTNERS



#### NATIONAL SUPPLIERS



### Main Round Group II

## Line-Up Analysis

Malmö

Attendance: 5.036

Match No: 49

### ISL 29 - 30 CRO

CRO - Croatia

Lineup efficiency							Time Played		GF	GA
1 KUZMANOVIC D	11 SRNA Z	20 MARAS M	23 RAUZAN Z	33 CINDRIC L	57 GLAVAS F	62 JELINIC M	5:59	5	1	
1 KUZMANOVIC D	6 SOSTARIC M	11 SRNA Z	20 MARAS M	39 MANDIC D	51 MARTINOVIC I	93 NACINOVIC V	5:30	5	2	
1 KUZMANOVIC D	6 SOSTARIC M	11 SRNA Z	20 MARAS M	30 MAMIC M	39 MANDIC D	93 NACINOVIC V	3:43	0	3	
1 KUZMANOVIC D	20 MARAS M	30 MAMIC M	33 CINDRIC L	52 SUSNJA L	57 GLAVAS F	62 JELINIC M	2:43	0	1	
6 SOSTARIC M	11 SRNA Z	20 MARAS M	33 CINDRIC L	39 MANDIC D	51 MARTINOVIC I	93 NACINOVIC V	2:39	2	1	
1 KUZMANOVIC D	11 SRNA Z	20 MARAS M	30 MAMIC M	33 CINDRIC L	52 SUSNJA L	62 JELINIC M	2:16	0	1	
1 KUZMANOVIC D	11 SRNA Z	30 MAMIC M	33 CINDRIC L	39 MANDIC D	51 MARTINOVIC I	93 NACINOVIC V	2:01	0	1	
1 KUZMANOVIC D	6 SOSTARIC M	11 SRNA Z	20 MARAS M	30 MAMIC M	62 JELINIC M	93 NACINOVIC V	1:54	0	0	
1 KUZMANOVIC D	6 SOSTARIC M	11 SRNA Z	20 MARAS M	23 RAUZAN Z	33 CINDRIC L	62 JELINIC M	1:48	4	0	
1 KUZMANOVIC D	11 SRNA Z	20 MARAS M	30 MAMIC M	39 MANDIC D	52 SUSNJA L	57 GLAVAS F	1:46	0	1	
1 KUZMANOVIC D	6 SOSTARIC M	30 MAMIC M	39 MANDIC D	41 LUCIN T	51 MARTINOVIC I	52 SUSNJA L	1:39	0	1	
6 SOSTARIC M	11 SRNA Z	20 MARAS M	39 MANDIC D	43 SLAVIC D	51 MARTINOVIC I	93 NACINOVIC V	1:32	1	1	
1 KUZMANOVIC D	6 SOSTARIC M	11 SRNA Z	33 CINDRIC L	51 MARTINOVIC I	62 JELINIC M	93 NACINOVIC V	1:32	2	0	
1 KUZMANOVIC D	6 SOSTARIC M	20 MARAS M	23 RAUZAN Z	33 CINDRIC L	39 MANDIC D	41 LUCIN T	1:27	0	1	
1 KUZMANOVIC D	6 SOSTARIC M	20 MARAS M	30 MAMIC M	33 CINDRIC L	52 SUSNJA L	62 JELINIC M	1:18	1	1	
6 SOSTARIC M	23 RAUZAN Z	30 MAMIC M	33 CINDRIC L	39 MANDIC D	41 LUCIN T	51 MARTINOVIC I	1:09	0	1	
1 KUZMANOVIC D	11 SRNA Z	33 CINDRIC L	39 MANDIC D	51 MARTINOVIC I	57 GLAVAS F	93 NACINOVIC V	1:05	2	0	
1 KUZMANOVIC D	6 SOSTARIC M	23 RAUZAN Z	33 CINDRIC L	39 MANDIC D	41 LUCIN T	51 MARTINOVIC I	1:04	3	0	
1 KUZMANOVIC D	6 SOSTARIC M	20 MARAS M	23 RAUZAN Z	39 MANDIC D	41 LUCIN T	51 MARTINOVIC I	1:02	1	0	
1 KUZMANOVIC D	11 SRNA Z	20 MARAS M	39 MANDIC D	51 MARTINOVIC I	57 GLAVAS F	93 NACINOVIC V	1:02	0	0	
1 KUZMANOVIC D	6 SOSTARIC M	11 SRNA Z	20 MARAS M	33 CINDRIC L	62 JELINIC M	93 NACINOVIC V	1:01	1	0	
1 KUZMANOVIC D	11 SRNA Z	20 MARAS M	23 RAUZAN Z	33 CINDRIC L	52 SUSNJA L	62 JELINIC M	0:55	0	1	
1 KUZMANOVIC D	30 MAMIC M	33 CINDRIC L	39 MANDIC D	52 SUSNJA L	57 GLAVAS F	62 JELINIC M	0:54	0	2	
1 KUZMANOVIC D	11 SRNA Z	23 RAUZAN Z	33 CINDRIC L	39 MANDIC D	51 MARTINOVIC I	93 NACINOVIC V	0:53	0	0	
11 SRNA Z	20 MARAS M	23 RAUZAN Z	30 MAMIC M	33 CINDRIC L	57 GLAVAS F	62 JELINIC M	0:49	0	0	
1 KUZMANOVIC D	6 SOSTARIC M	11 SRNA Z	20 MARAS M	30 MAMIC M	52 SUSNJA L	62 JELINIC M	0:48	0	2	
1 KUZMANOVIC D	6 SOSTARIC M	30 MAMIC M	33 CINDRIC L	51 MARTINOVIC I	62 JELINIC M	93 NACINOVIC V	0:47	0	0	
1 KUZMANOVIC D	6 SOSTARIC M	20 MARAS M	39 MANDIC D	41 LUCIN T	51 MARTINOVIC I	93 NACINOVIC V	0:41	0	0	
1 KUZMANOVIC D	6 SOSTARIC M	20 MARAS M	30 MAMIC M	33 CINDRIC L	62 JELINIC M	93 NACINOVIC V	0:39	0	1	
6 SOSTARIC M	11 SRNA Z	20 MARAS M	39 MANDIC D	51 MARTINOVIC I	57 GLAVAS F	93 NACINOVIC V	0:39	0	0	
1 KUZMANOVIC D	11 SRNA Z	20 MARAS M	30 MAMIC M	39 MANDIC D	51 MARTINOVIC I	52 SUSNJA L	0:35	0	0	
1 KUZMANOVIC D	6 SOSTARIC M	11 SRNA Z	20 MARAS M	39 MANDIC D	57 GLAVAS F	93 NACINOVIC V	0:34	0	1	
11 SRNA Z	20 MARAS M	33 CINDRIC L	39 MANDIC D	52 SUSNJA L	57 GLAVAS F	93 NACINOVIC V	0:32	0	0	
1 KUZMANOVIC D	6 SOSTARIC M	20 MARAS M	23 RAUZAN Z	30 MAMIC M	39 MANDIC D	52 SUSNJA L	0:28	0	1	
1 KUZMANOVIC D	11 SRNA Z	23 RAUZAN Z	33 CINDRIC L	51 MARTINOVIC I	57 GLAVAS F	62 JELINIC M	0:28	0	0	
1 KUZMANOVIC D	11 SRNA Z	20 MARAS M	30 MAMIC M	33 CINDRIC L	57 GLAVAS F	62 JELINIC M	0:27	0	2	
1 KUZMANOVIC D	6 SOSTARIC M	23 RAUZAN Z	39 MANDIC D	41 LUCIN T	51 MARTINOVIC I	52 SUSNJA L	0:23	0	0	
1 KUZMANOVIC D	11 SRNA Z	33 CINDRIC L	39 MANDIC D	51 MARTINOVIC I	52 SUSNJA L	93 NACINOVIC V	0:23	0	1	
11 SRNA Z	33 CINDRIC L	39 MANDIC D	51 MARTINOVIC I	52 SUSNJA L	57 GLAVAS F	93 NACINOVIC V	0:22	0	0	
1 KUZMANOVIC D	6 SOSTARIC M	20 MARAS M	30 MAMIC M	39 MANDIC D	51 MARTINOVIC I	93 NACINOVIC V	0:19	0	0	
1 KUZMANOVIC D	6 SOSTARIC M	11 SRNA Z	20 MARAS M	33 CINDRIC L	51 MARTINOVIC I	93 NACINOVIC V	0:16	0	1	
1 KUZMANOVIC D	11 SRNA Z	20 MARAS M	33 CINDRIC L	39 MANDIC D	51 MARTINOVIC I	93 NACINOVIC V	0:16	0	0	
1 KUZMANOVIC D	20 MARAS M	30 MAMIC M	33 CINDRIC L	39 MANDIC D	52 SUSNJA L	62 JELINIC M	0:16	0	0	
11 SRNA Z	23 RAUZAN Z	30 MAMIC M	33 CINDRIC L	43 SLAVIC D	52 SUSNJA L	62 JELINIC M	0:14	0	0	
1 KUZMANOVIC D	11 SRNA Z	20 MARAS M	33 CINDRIC L	52 SUSNJA L	57 GLAVAS F	62 JELINIC M	0:13	0	0	
1 KUZMANOVIC D	6 SOSTARIC M	20 MARAS M	30 MAMIC M	39 MANDIC D	51 MARTINOVIC I	52 SUSNJA L	0:12	0	1	
1 KUZMANOVIC D	6 SOSTARIC M	20 MARAS M	39 MANDIC D	41 LUCIN T	51 MARTINOVIC I	52 SUSNJA L	0:12	0	0	
1 KUZMANOVIC D	6 SOSTARIC M	23 RAUZAN Z	30 MAMIC M	39 MANDIC D	51 MARTINOVIC I	52 SUSNJA L	0:12	0	0	
1 KUZMANOVIC D	6 SOSTARIC M	11 SRNA Z	20 MARAS M	33 CINDRIC L	39 MANDIC D	93 NACINOVIC V	0:11	1	0	
1 KUZMANOVIC D	11 SRNA Z	20 MARAS M	39 MANDIC D	51 MARTINOVIC I	52 SUSNJA L	93 NACINOVIC V	0:11	0	0	
1 KUZMANOVIC D	11 SRNA Z	23 RAUZAN Z	30 MAMIC M	33 CINDRIC L	52 SUSNJA L	62 JELINIC M	0:11	0	0	
1 KUZMANOVIC D	11 SRNA Z	23 RAUZAN Z	30 MAMIC M	33 CINDRIC L	57 GLAVAS F	62 JELINIC M	0:11	0	0	
1 KUZMANOVIC D	6 SOSTARIC M	30 MAMIC M	33 CINDRIC L	39 MANDIC D	52 SUSNJA L	62 JELINIC M	0:10	0	0	
1 KUZMANOVIC D	11 SRNA Z	20 MARAS M	23 RAUZAN Z	30 MAMIC M	33 CINDRIC L	62 JELINIC M	0:10	1	0	

OFFICIAL PARTNERS



EHF PARTNERS



NATIONAL SUPPLIERS



### Main Round Group II

### Line-Up Analysis

Malmö

Attendance: 5.036

Match No: 49

### ISL 29 - 30 CRO

#### CRO - Croatia

Lineup efficiency								Time Played	GF	GA
11 SRNA Z	23 RAUZAN Z	30 MAMIC M	33 CINDRIC L	43 SLAVIC D	57 GLAVAS F	62 JELINIC M	0:10	0	0	
1 KUZMANOVIC D	11 SRNA Z	30 MAMIC M	33 CINDRIC L	39 MANDIC D	52 SUSNJA L	62 JELINIC M	0:10	0	0	
1 KUZMANOVIC D	6 SOSTARIC M	20 MARAS M	23 RAUZAN Z	39 MANDIC D	51 MARTINOVIC I	52 SUSNJA L	0:09	0	0	
11 SRNA Z	20 MARAS M	30 MAMIC M	33 CINDRIC L	39 MANDIC D	52 SUSNJA L	57 GLAVAS F	0:08	0	0	
6 SOSTARIC M	11 SRNA Z	20 MARAS M	33 CINDRIC L	43 SLAVIC D	51 MARTINOVIC I	93 NACINOVIC V	0:06	0	0	
1 KUZMANOVIC D	6 SOSTARIC M	11 SRNA Z	20 MARAS M	23 RAUZAN Z	33 CINDRIC L	39 MANDIC D	0:06	0	0	
1 KUZMANOVIC D	6 SOSTARIC M	30 MAMIC M	33 CINDRIC L	39 MANDIC D	41 LUCIN T	51 MARTINOVIC I	0:05	0	0	
11 SRNA Z	20 MARAS M	33 CINDRIC L	39 MANDIC D	51 MARTINOVIC I	57 GLAVAS F	93 NACINOVIC V	0:05	1	0	
1 KUZMANOVIC D	6 SOSTARIC M	33 CINDRIC L	39 MANDIC D	41 LUCIN T	51 MARTINOVIC I	52 SUSNJA L	0:04	0	0	
1 KUZMANOVIC D	6 SOSTARIC M	11 SRNA Z	20 MARAS M	23 RAUZAN Z	52 SUSNJA L	62 JELINIC M	0:04	0	0	
1 KUZMANOVIC D	6 SOSTARIC M	11 SRNA Z	20 MARAS M	33 CINDRIC L	52 SUSNJA L	62 JELINIC M	0:04	0	0	
20 MARAS M	30 MAMIC M	33 CINDRIC L	39 MANDIC D	52 SUSNJA L	57 GLAVAS F	62 JELINIC M	0:04	0	0	
20 MARAS M	23 RAUZAN Z	30 MAMIC M	33 CINDRIC L	39 MANDIC D	57 GLAVAS F	62 JELINIC M	0:03	0	0	
1 KUZMANOVIC D	11 SRNA Z	20 MARAS M	30 MAMIC M	39 MANDIC D	57 GLAVAS F	93 NACINOVIC V	0:01	0	0	

Score development								Time Played	G Diff.
1 KUZMANOVIC D	6 SOSTARIC M	11 SRNA Z	20 MARAS M	23 RAUZAN Z	33 CINDRIC L	62 JELINIC M	1:48	+4	
1 KUZMANOVIC D	11 SRNA Z	20 MARAS M	23 RAUZAN Z	33 CINDRIC L	57 GLAVAS F	62 JELINIC M	5:59	+4	
1 KUZMANOVIC D	6 SOSTARIC M	23 RAUZAN Z	33 CINDRIC L	39 MANDIC D	41 LUCIN T	51 MARTINOVIC I	1:04	+3	
1 KUZMANOVIC D	6 SOSTARIC M	11 SRNA Z	20 MARAS M	39 MANDIC D	51 MARTINOVIC I	93 NACINOVIC V	5:30	+3	
1 KUZMANOVIC D	11 SRNA Z	33 CINDRIC L	39 MANDIC D	51 MARTINOVIC I	57 GLAVAS F	93 NACINOVIC V	1:05	+2	
1 KUZMANOVIC D	6 SOSTARIC M	11 SRNA Z	33 CINDRIC L	39 CINDRIC L	51 MARTINOVIC I	62 JELINIC M	1:32	+2	
11 SRNA Z	20 MARAS M	33 CINDRIC L	39 MANDIC D	51 MARTINOVIC I	57 GLAVAS F	93 NACINOVIC V	0:05	+1	
1 KUZMANOVIC D	11 SRNA Z	20 MARAS M	23 RAUZAN Z	30 MAMIC M	33 CINDRIC L	62 JELINIC M	0:10	+1	
1 KUZMANOVIC D	6 SOSTARIC M	11 SRNA Z	20 MARAS M	33 CINDRIC L	39 MANDIC D	93 NACINOVIC V	0:11	+1	
1 KUZMANOVIC D	6 SOSTARIC M	11 SRNA Z	20 MARAS M	33 CINDRIC L	62 JELINIC M	93 NACINOVIC V	1:01	+1	
1 KUZMANOVIC D	6 SOSTARIC M	20 MARAS M	23 RAUZAN Z	39 MANDIC D	41 LUCIN T	51 MARTINOVIC I	1:02	+1	
6 SOSTARIC M	11 SRNA Z	20 MARAS M	33 CINDRIC L	39 MANDIC D	51 MARTINOVIC I	93 NACINOVIC V	2:39	+1	
1 KUZMANOVIC D	11 SRNA Z	20 MARAS M	30 MAMIC M	39 MANDIC D	57 GLAVAS F	93 NACINOVIC V	0:01	0	
20 MARAS M	23 RAUZAN Z	30 MAMIC M	33 CINDRIC L	39 MANDIC D	57 GLAVAS F	62 JELINIC M	0:03	0	
1 KUZMANOVIC D	6 SOSTARIC M	33 CINDRIC L	39 MANDIC D	41 LUCIN T	51 MARTINOVIC I	52 SUSNJA L	0:04	0	
1 KUZMANOVIC D	6 SOSTARIC M	11 SRNA Z	20 MARAS M	23 RAUZAN Z	52 SUSNJA L	62 JELINIC M	0:04	0	
1 KUZMANOVIC D	6 SOSTARIC M	11 SRNA Z	20 MARAS M	33 CINDRIC L	52 SUSNJA L	62 JELINIC M	0:04	0	
20 MARAS M	30 MAMIC M	33 CINDRIC L	39 MANDIC D	52 SUSNJA L	57 GLAVAS F	62 JELINIC M	0:04	0	
1 KUZMANOVIC D	6 SOSTARIC M	30 MAMIC M	33 CINDRIC L	39 MANDIC D	41 LUCIN T	51 MARTINOVIC I	0:05	0	
6 SOSTARIC M	11 SRNA Z	20 MARAS M	33 CINDRIC L	43 SLAVIC D	51 MARTINOVIC I	93 NACINOVIC V	0:06	0	
1 KUZMANOVIC D	6 SOSTARIC M	11 SRNA Z	20 MARAS M	23 RAUZAN Z	33 CINDRIC L	39 MANDIC D	0:06	0	
11 SRNA Z	20 MARAS M	30 MAMIC M	33 CINDRIC L	39 MANDIC D	52 SUSNJA L	57 GLAVAS F	0:08	0	
1 KUZMANOVIC D	6 SOSTARIC M	20 MARAS M	23 RAUZAN Z	39 MANDIC D	51 MARTINOVIC I	52 SUSNJA L	0:09	0	
1 KUZMANOVIC D	6 SOSTARIC M	30 MAMIC M	33 CINDRIC L	39 MANDIC D	52 SUSNJA L	62 JELINIC M	0:10	0	
11 SRNA Z	23 RAUZAN Z	30 MAMIC M	33 CINDRIC L	43 SLAVIC D	57 GLAVAS F	62 JELINIC M	0:10	0	
1 KUZMANOVIC D	11 SRNA Z	30 MAMIC M	33 CINDRIC L	39 MANDIC D	52 SUSNJA L	62 JELINIC M	0:10	0	
1 KUZMANOVIC D	11 SRNA Z	20 MARAS M	39 MANDIC D	51 MARTINOVIC I	52 SUSNJA L	93 NACINOVIC V	0:11	0	
1 KUZMANOVIC D	11 SRNA Z	23 RAUZAN Z	30 MAMIC M	33 CINDRIC L	52 SUSNJA L	62 JELINIC M	0:11	0	
1 KUZMANOVIC D	11 SRNA Z	23 RAUZAN Z	30 MAMIC M	33 CINDRIC L	57 GLAVAS F	62 JELINIC M	0:11	0	
1 KUZMANOVIC D	6 SOSTARIC M	20 MARAS M	39 MANDIC D	41 LUCIN T	51 MARTINOVIC I	52 SUSNJA L	0:12	0	
1 KUZMANOVIC D	6 SOSTARIC M	23 RAUZAN Z	30 MAMIC M	39 MANDIC D	51 MARTINOVIC I	52 SUSNJA L	0:12	0	
1 KUZMANOVIC D	11 SRNA Z	20 MARAS M	33 CINDRIC L	52 SUSNJA L	57 GLAVAS F	62 JELINIC M	0:13	0	
11 SRNA Z	23 RAUZAN Z	30 MAMIC M	33 CINDRIC L	43 SLAVIC D	52 SUSNJA L	62 JELINIC M	0:14	0	
1 KUZMANOVIC D	11 SRNA Z	20 MARAS M	33 CINDRIC L	39 MANDIC D	51 MARTINOVIC I	93 NACINOVIC V	0:16	0	
1 KUZMANOVIC D	20 MARAS M	30 MAMIC M	33 CINDRIC L	39 MANDIC D	52 SUSNJA L	62 JELINIC M	0:16	0	
1 KUZMANOVIC D	6 SOSTARIC M	20 MARAS M	30 MAMIC M	39 MANDIC D	51 MARTINOVIC I	93 NACINOVIC V	0:19	0	
11 SRNA Z	33 CINDRIC L	39 MANDIC D	51 MARTINOVIC I	52 SUSNJA L	57 GLAVAS F	93 NACINOVIC V	0:22	0	

#### OFFICIAL PARTNERS



#### EHF PARTNERS



#### NATIONAL SUPPLIERS



### Line-Up Analysis

Malmö

Match No: 49

Attendance: 5.036

ISL 29 - 30 CRO

#### CRO - Croatia

Score development								Time Played	G Diff.
1 KUZMANOVIC D	6 SOSTARIC M	23 RAUZAN Z	39 MANDIC D	41 LUCIN T	51 MARTINOVIC I	52 SUSNJA L	0:23	0	
1 KUZMANOVIC D	11 SRNA Z	23 RAUZAN Z	33 CINDRIC L	51 MARTINOVIC I	57 GLAVAS F	62 JELINIC M	0:28	0	
11 SRNA Z	20 MARAS M	33 CINDRIC L	39 MANDIC D	52 SUSNJA L	57 GLAVAS F	93 NACINOVIC V	0:32	0	
1 KUZMANOVIC D	11 SRNA Z	20 MARAS M	30 MAMIC M	39 MANDIC D	51 MARTINOVIC I	52 SUSNJA L	0:35	0	
6 SOSTARIC M	11 SRNA Z	20 MARAS M	39 MANDIC D	51 MARTINOVIC I	57 GLAVAS F	93 NACINOVIC V	0:39	0	
1 KUZMANOVIC D	6 SOSTARIC M	20 MARAS M	39 MANDIC D	41 LUCIN T	51 MARTINOVIC I	93 NACINOVIC V	0:41	0	
1 KUZMANOVIC D	6 SOSTARIC M	30 MAMIC M	33 CINDRIC L	51 MARTINOVIC I	62 JELINIC M	93 NACINOVIC V	0:47	0	
11 SRNA Z	20 MARAS M	23 RAUZAN Z	30 MAMIC M	33 CINDRIC L	57 GLAVAS F	62 JELINIC M	0:49	0	
1 KUZMANOVIC D	11 SRNA Z	23 RAUZAN Z	33 CINDRIC L	39 MANDIC D	51 MARTINOVIC I	93 NACINOVIC V	0:53	0	
1 KUZMANOVIC D	11 SRNA Z	20 MARAS M	39 MANDIC D	51 MARTINOVIC I	57 GLAVAS F	93 NACINOVIC V	1:02	0	
1 KUZMANOVIC D	6 SOSTARIC M	20 MARAS M	30 MAMIC M	33 CINDRIC L	52 SUSNJA L	62 JELINIC M	1:18	0	
6 SOSTARIC M	11 SRNA Z	20 MARAS M	39 MANDIC D	43 SLAVIC D	51 MARTINOVIC I	93 NACINOVIC V	1:32	0	
1 KUZMANOVIC D	6 SOSTARIC M	11 SRNA Z	20 MARAS M	30 MAMIC M	62 JELINIC M	93 NACINOVIC V	1:54	0	
1 KUZMANOVIC D	6 SOSTARIC M	20 MARAS M	30 MAMIC M	39 MANDIC D	51 MARTINOVIC I	52 SUSNJA L	0:12	-1	
1 KUZMANOVIC D	6 SOSTARIC M	11 SRNA Z	20 MARAS M	33 CINDRIC L	51 MARTINOVIC I	93 NACINOVIC V	0:16	-1	
1 KUZMANOVIC D	11 SRNA Z	33 CINDRIC L	39 MANDIC D	51 MARTINOVIC I	52 SUSNJA L	93 NACINOVIC V	0:23	-1	
1 KUZMANOVIC D	6 SOSTARIC M	20 MARAS M	23 RAUZAN Z	30 MAMIC M	39 MANDIC D	52 SUSNJA L	0:28	-1	
1 KUZMANOVIC D	6 SOSTARIC M	11 SRNA Z	20 MARAS M	39 MANDIC D	57 GLAVAS F	93 NACINOVIC V	0:34	-1	
1 KUZMANOVIC D	6 SOSTARIC M	20 MARAS M	30 MAMIC M	33 CINDRIC L	62 JELINIC M	93 NACINOVIC V	0:39	-1	
1 KUZMANOVIC D	11 SRNA Z	20 MARAS M	23 RAUZAN Z	33 CINDRIC L	52 SUSNJA L	62 JELINIC M	0:55	-1	
6 SOSTARIC M	23 RAUZAN Z	30 MAMIC M	33 CINDRIC L	39 MANDIC D	41 LUCIN T	51 MARTINOVIC I	1:09	-1	
1 KUZMANOVIC D	6 SOSTARIC M	20 MARAS M	23 RAUZAN Z	33 CINDRIC L	39 MANDIC D	41 LUCIN T	1:27	-1	
1 KUZMANOVIC D	6 SOSTARIC M	30 MAMIC M	39 MANDIC D	41 LUCIN T	51 MARTINOVIC I	52 SUSNJA L	1:39	-1	
1 KUZMANOVIC D	11 SRNA Z	20 MARAS M	30 MAMIC M	39 MANDIC D	52 SUSNJA L	57 GLAVAS F	1:46	-1	
1 KUZMANOVIC D	11 SRNA Z	30 MAMIC M	33 CINDRIC L	39 MANDIC D	51 MARTINOVIC I	93 NACINOVIC V	2:01	-1	
1 KUZMANOVIC D	11 SRNA Z	20 MARAS M	30 MAMIC M	33 CINDRIC L	52 SUSNJA L	62 JELINIC M	2:16	-1	
1 KUZMANOVIC D	20 MARAS M	30 MAMIC M	33 CINDRIC L	52 SUSNJA L	57 GLAVAS F	62 JELINIC M	2:43	-1	
1 KUZMANOVIC D	11 SRNA Z	20 MARAS M	30 MAMIC M	33 CINDRIC L	57 GLAVAS F	62 JELINIC M	0:27	-2	
1 KUZMANOVIC D	6 SOSTARIC M	11 SRNA Z	20 MARAS M	30 MAMIC M	30 MAMIC M	52 SUSNJA L	0:48	-2	
1 KUZMANOVIC D	30 MAMIC M	33 CINDRIC L	39 MANDIC D	52 SUSNJA L	57 GLAVAS F	62 JELINIC M	0:54	-2	
1 KUZMANOVIC D	6 SOSTARIC M	11 SRNA Z	20 MARAS M	30 MAMIC M	39 MANDIC D	93 NACINOVIC V	3:43	-3	

Empty Goal								Time Played	GF	GA
6 SOSTARIC M	11 SRNA Z	20 MARAS M	33 CINDRIC L	39 MANDIC D	51 MARTINOVIC I	93 NACINOVIC V	2:39	2	1	
6 SOSTARIC M	23 RAUZAN Z	30 MAMIC M	33 CINDRIC L	39 MANDIC D	41 LUCIN T	51 MARTINOVIC I	1:09	0	1	
11 SRNA Z	20 MARAS M	23 RAUZAN Z	30 MAMIC M	33 CINDRIC L	57 GLAVAS F	62 JELINIC M	0:49	0	0	
6 SOSTARIC M	11 SRNA Z	20 MARAS M	39 MANDIC D	51 MARTINOVIC I	57 GLAVAS F	93 NACINOVIC V	0:39	0	0	
11 SRNA Z	20 MARAS M	33 CINDRIC L	39 MANDIC D	52 SUSNJA L	57 GLAVAS F	93 NACINOVIC V	0:32	0	0	
11 SRNA Z	33 CINDRIC L	39 MANDIC D	51 MARTINOVIC I	52 SUSNJA L	57 GLAVAS F	93 NACINOVIC V	0:22	0	0	
11 SRNA Z	20 MARAS M	30 MAMIC M	33 CINDRIC L	39 MANDIC D	52 SUSNJA L	57 GLAVAS F	0:08	0	0	
11 SRNA Z	20 MARAS M	33 CINDRIC L	39 MANDIC D	51 MARTINOVIC I	57 GLAVAS F	93 NACINOVIC V	0:05	1	0	
20 MARAS M	30 MAMIC M	33 CINDRIC L	39 MANDIC D	52 SUSNJA L	57 GLAVAS F	62 JELINIC M	0:04	0	0	
20 MARAS M	23 RAUZAN Z	30 MAMIC M	33 CINDRIC L	39 MANDIC D	57 GLAVAS F	62 JELINIC M	0:03	0	0	

Legend:  
G Diff. Goals Difference

#### OFFICIAL PARTNERS



#### EHF PARTNERS



#### NATIONAL SUPPLIERS

