

Start List

Match No: 12

ESP - AUT

Referees: MAZEIKA Vaidas (LTU) / GATELIS Mindaugas (LTU)
Reserve Referees: HANSEN Mads (DEN) / MADSEN Jesper (DEN)

EHF Supervisor: VIZITIU Nicolae (MDA)
EHF Observer: TOGSTAD Øyvind (NOR)
Timekeeper: PEITZ Sarah (GER)
Scorekeeper: JARKE Miriam (GER)

ESP - Spain

No.	Name	Pos.	Height m	Int. Matches		Competition Statistics								
				MP	G	MP	G	7mG	YC	2Min	RC	S	7mS	
1	PEREZ de VARGAS MORENO Gonzalo	GK	1.88	175	18	2							15	
61	HERNANDEZ FERRER Sergey	GK	1.98	53	10	2								
4	PECIÑA TOME Iñaki	P	2.00	59	26	2			1	1				
5	MAQUEDA PENO Jorge	RB	1.97	200	495	2	3							
6	FERNANDEZ PEREZ Angel	LW	1.92	122	358	1	2							
10	DUJSHEBAEV DOVICHEBAEVA Alex	RB	1.88	148	433	2	4							
17	FIGUERAS TREJO Adrian	P	1.92	129	342	2	2							
18	GARCIA DIA ALUSTIZA Imanol	RB	2.03	46	117	2	6							
20	SERDIO GUNTÍN Abel	P	1.95	37	81	2	6							
21	CAÑELLAS REIXACH Joan	LB	1.98	232	558	2	4							
24	MORROS de ARGILA Viran	LB	1.99	253	169	1								
25	CASADO MARCELO Agustín	LB	1.93	42	111	2	6							
28	GÓMEZ ABELLÓ Aleix	RW	1.83	80	305	2	16	8						
36	TARRAFETA SERRANO Ian	CB	1.88	41	86	2	5			1				
59	DUJSHEBAEV DOVICHEBAEVA Daniel	LB	1.96	84	184	2	3							
70	FERNANDEZ JIMENEZ Daniel	LW	1.76	31	99	1	6							
(NN)	GURRI AREGAY Jan	CB	1.90	8	9									
(NN)	SANCHEZ-MIGALLON NARANJO Miguel	LW	2.00	49	31	1								
(NN)	SOLE SALA Ferran	RW	1.92	103	406									
Headcoach		RIBERA ROMANS Jordi		Bench/Team										

ESP Played		
PR	CRO	29 - 39
PR	ROU	36 - 24
PR	AUT	16 JAN

AUT - Austria

No.	Name	Pos.	Height m	Int. Matches		Competition Statistics								
				MP	G	MP	G	7mG	YC	2Min	RC	S	7mS	
39	HÄUSLE Ralf Patrick	GK	1.89	18	0	2						3	1	
98	MÖSTL Constantin	GK	1.86	19	0	2						24		
6	MAHR Markus	LB	1.89	8	6	2	1							
7	BOZOVIC Janko	RB	2.04	182	506	2	4			1				
20	FRIMMEL Sebastian	LW	1.90	100	331	2	8		1	1				
23	BELOS Nemanja	LB	1.92	5	0	2								
26	HERBURGER Lukas	P	1.97	67	55	2	2			2				
28	WEBER Robert	RW	1.79	218	955	2	10	2						
30	ZIVKOVIC Boris	RB	1.95	65	132	2	4							
34	MITTENDORFER Moritz	LB	1.93	20	10	2								
45	DAMBÖCK Eric	LW	1.81	29	30	2	1							
53	BILYK Mykola	LB	1.98	100	445	2	10							
55	WAGNER Tobias	P	1.98	95	241	2	7			1				
57	NIGG Jakob	RW	1.84	8	10	2	3							
72	HUTECEK Lukas	CB	1.89	44	155	2	9							
97	MISKOVEZ Michael	RB	1.97	22	4	2					1			
(NN)	EICHBERGER Thomas	GK	1.95	34	2									
(NN)	SCHWEIGHOFER Lukas	P	1.91	11	4									
Headcoach		PAJOVIC Ales (SLO)		Bench/Team										

AUT Played		
PR	ROU	31 - 24
PR	CRO	28 - 28
PR	ESP	16 JAN

Notes:

Players below the bold line are not playing in this match.

Legend:

(NN)	Not nominated	2Min	2-Minute Suspensions	7mG	7-metre Goals	7mS	7-metre Saves
CB	Centre Back	G	Goals	GK	Goalkeeper	LB	Left Back
LW	Left Wing	MP	Matches Played	P	Line Player	Pos	Position
PR	Preliminary Round	RB	Right Back	RC	Red Cards (Direct and after 3rd 2-Minute Suspension)		
RW	Right Wing	S	Saves	YC	Yellow Cards		

Results

Match No: 12

ESP 33 - 33 AUT

(15 - 17) (18 - 16)

Referees: MAZEIKA Vaidas (LTU) / GATELIS Mindaugas (LTU)

Spain

Coach: RIBERA ROMANS Jordi

Time outs: 3

No.	Name	Total			Goals / Shots							Punishments			TP	
		Goals	Shots	%	7m	6m	Wing	BT	FB	FTO	9m	EG	YC	RC		2M
1	PEREZ de VARGAS MORENO Gonzalo	0	1	0								0/1				48:35
4	PECINA TOME Iñaki	1	1	100		1/1										13:28
5	MAQUEDA PENO Jorge	1	1	100				1/1						1	1	26:24
6	FERNANDEZ PEREZ Angel	3	4	75			2/3		1/1							29:30
10	DUJSHEBAEV DOVICHEBAEVA Alex	1	1	100						1/1				1		18:20
17	FIGUERAS TREJO Adrian	2	2	100		2/2										20:40
18	GARCIANDIA ALUSTIZA Imanol	3	6	50		1/2				2/4						23:37
20	SERDIO GUNTIN Abel	2	3	67		2/3								2		15:14
21	CAÑELLAS REIXACH Joan	0	3	0		0/1				0/2						26:23
24	MORROS de ARGILA Viran														1	26:51
25	CASADO MARCELO Agustin	2	3	67		1/1		0/1	1/1							22:15
28	GOMEZ ABELLO Aleix	8	10	80	4/4		2/2		1/1	0/2		1/1				57:24
36	TARRAFETA SERRANO Ian	7	9	78		5/5		1/2			1/2					21:43
59	DUJSHEBAEV DOVICHEBAEVA Daniel	1	2	50				1/1				0/1				31:53
61	HERNANDEZ FERRER Sergey															7:43
70	FERNANDEZ JIMENEZ Daniel	2	2	100			1/1				1/1					30:00
Totals		33	48	69	4/4	12/15	5/6	3/5	3/3	0/2	4/9	2/4	1	1	4	60:00

No.	Name	Total			Saves / Shots						
		Saves	Shots	%	7m	6m	Wing	BT	FB	FTO	9m
1	PEREZ de VARGAS MORENO Gonzalo	10	37	27	0/1	4/10	1/4	0/6	0/4	0/1	5/11
61	HERNANDEZ FERRER Sergey	2	6	33	0/1	1/4					1/1
EG			2								
Totals		12	45	27	0/2	5/14	1/4	0/6	0/4	0/1	6/12

Austria

Coach: PAJOVIC Ales

YC/RC Coach: 1/0 Time outs: 2

No.	Name	Total			Goals / Shots							Punishments			TP	
		Goals	Shots	%	7m	6m	Wing	BT	FB	FTO	9m	EG	YC	RC		2M
6	MAHR Markus															5:26
7	BOZOVIC Janko	2	4	50		1/1					1/3					24:16
20	FRIMMEL Sebastian	4	5	80			3/4		1/1					1		57:49
23	BELOS Nemanja															0:00
26	HERBURGER Lukas	3	5	60		2/4					1/1					38:37
28	WEBER Robert	4	4	100	2/2				1/1	1/1						56:28
30	ZIVKOVIC Boris	4	6	67				3/3			1/3					24:49
34	MITTENDORFER Moritz															0:00
39	HÄUSLE Ralf Patrick															12:04
45	DAMBÖCK Eric															3:03
53	BILYK Mykola	8	11	73		2/2		1/1	2/2		3/6					46:47
55	WAGNER Tobias	5	8	63		4/7						1/1				33:27
57	NIGG Jakob															0:00
72	HUTECEK Lukas	3	5	60				2/2			1/3				2	57:49
97	MISKOVEZ Michael															21:35
98	MÖSTL Constantin															37:50
Team Officials													1			
Totals		33	48	69	2/2	9/14	3/4	6/6	4/4	1/1	6/15	2/2	1		4	60:00

No.	Name	Total			Saves / Shots						
		Saves	Shots	%	7m	6m	Wing	BT	FB	FTO	9m
39	HÄUSLE Ralf Patrick	1	9	11	0/2	0/3	0/1				1/3
98	MÖSTL Constantin	7	30	23	0/2	3/12	1/5	1/4	0/3		2/4
EG			2								
Totals		8	41	20	0/4	3/15	1/6	1/4	0/3		3/7

Attacks

Team	All		Player Majority		Player Minority		Position Attacks		FB		Ind. FB		Team FB		TO	TO %
	G/Att.	%	G/Att.	%	G/Att.	%	G/Att.	%	G/Att.	%	G/Att.	%	G/Att.	%		
ESP	33/52	63	5/9	56	4/6	67	28/43	65	3/4	75			3/4	75	8	15
AUT	33/50	66	5/7	71	3/6	50	26/43	60	4/4	100	1/1	100	3/3	100	7	14

Legend:	
%	Efficiency
9m	9-metre Shots
FTO	Fast Throw off
RC	Red Cards (Direct and after 3rd 2-Minute Suspension)
Wing	Wing Shots
2M	2-Minute Suspensions
BT	Breakthroughs
G/Att.	Goals/Attacks
YC	Yellow Cards
6m	6-metre Shots
EG	Empty Goal
Ind.	Individual
TO	Turnover
7m	7-metre Penalty Shots
FB	Fast Breaks
No.	Uniform Number
TP	Time Played

Match Team Statistics

Mannheim

Match No: 12

ESP 33 - 33 AUT

(15 - 17) (18 - 16)

Referees: MAZEIKA Vaidas (LTU) / GATELIS Mindaugas (LTU)

ESP - Spain

Coach: RIBERA ROMANS Jordi

Time outs: 3

No.	Name	Total			All Goals / Shots									Punishments				Offence			Defence			TP
		Goals	Shots	%	7m	7m%	6m	Wing	BT	FB	FTO	9m	EG	YC	RC	2M	2+2	AS	R7	TO/TF	ST	BS	P7	
1	PEREZ de VARGAS MORENO Gonzalo	0	1	0								0/1												48:35
4	PECIÑA TOME Iñaki	1	1	100			1/1																	13:28
5	MAQUEDA PENO Jorge	1	1	100					1/1					1		1		1						26:24
6	FERNANDEZ PEREZ Angel	3	4	75				2/3		1/1									1					29:30
10	DUJSHEBAEV DOVICHEBAEVA Alex	1	1	100							1/1							3						18:20
17	FIGUERAS TREJO Adrian	2	2	100			2/2											1	1					20:40
18	GARCIANDIA ALUSTIZA Imanol	3	6	50			1/2				2/4							4						23:37
20	SERDIO GUNTIN Abel	2	3	67			2/3								2		1	1	/ 1			1		15:14
21	CAÑELLAS REIXACH Joan	0	3	0			0/1				0/2						4	1	1		1			26:23
24	MORROS de ARGILA Viran														1									26:51
25	CASADO MARCELO Agustín	2	3	67			1/1		0/1	1/1								2		1	1			22:15
28	GOMEZ ABELLO Aleix	8	10	80	4/4	100		2/2		1/1	0/2		1/1					1						57:24
36	TARRAFETA SERRANO Ian	7	9	78			5/5		1/2		1/2							4	1	2				21:43
59	DUJSHEBAEV DOVICHEBAEVA Daniel	1	2	50					1/1			0/1						3		1 / 1	1			31:53
61	HERNANDEZ FERRER Sergey																							7:43
70	FERNANDEZ JIMENEZ Daniel	2	2	100				1/1				1/1											1	30:00
Totals		33	48	69	4/4	100	12/15	5/6	3/5	3/3	0/2	4/9	2/4	1	1	4		24	4	6 / 2	3	2		

No.	Name	Total			All Saves / Shots										
		Saves	Shots	%	7m	7m%	6m	Wing	BT	FB	FTO	9m	9m%	NS	NS%
1	PEREZ de VARGAS MORENO Gonzalo	10	37	27	0/1	0	4/10	1/4	0/6	0/4	0/1	5/11	45	5/20	25
61	HERNANDEZ FERRER Sergey	2	6	33	0/1	0	1/4					1/1	100	1/4	25
	EG		2												
Totals		12	45	27	0/2	0	5/14	1/4	0/6	0/4	0/1	6/12	50	6/24	25

Attacks

Team	All		Player Majority		Player Minority		Position Attacks		FB		Ind. FB		Team FB		TO	TO %
	G/Att.	%	G/Att.	%	G/Att.	%	G/Att.	%	G/Att.	%	G/Att.	%	G/Att.	%		
ESP	33/52	63	5/9	56	4/6	67	28/43	65	3/4	75			3/4	75	8	15

Team Shots

	Goals	Saves	Missed	Post	Blocked	Total	%	Prop %
6m Shots	12	3				15	80	31
Wing Shots	5	1				6	83	13
L R	3 2	1				4 2	75 100	8 4
9m Shots	4	3	1		1	9	44	19
L C R	1 3	1 1 1		1	1	1 2 6	0 50 50	2 4 13
7m Penalty Throws	4					4	100	8
Fast Breaks	3					3	100	6
Breakthroughs	3	1	1			5	60	10
Totals	33	8	3	2	2	48	69	100

Legend:	
%	Efficiency
9m	9-metre Shots
EG	Empty Goal
L	Left
R	Right
TP	Time Played
2M	2-Minute Suspensions
AS	Assists
FB	Fast Breaks
NS	Near Shots
RC	Red Cards (Direct and after 3rd 2-Minute Suspension)
Wing	Wing Shots
2+2	2+2 Minute Suspensions
BS	Blocked Shots
FTO	Fast Throw off
P7	Penalty 7-metre Fouls
YC	Yellow Cards
6m	6-metre Shots
BT	Breakthroughs
G/Att.	Goals/Attacks
Prop %	Proportion of Goals
ST	Steals
7m	7-metre Penalty Shots
C	Center
Ind.	Individual
R7	Received 7-metre Fouls
TO/TF	Turnover/Technical Faults

Match Team Statistics

Match No: 12

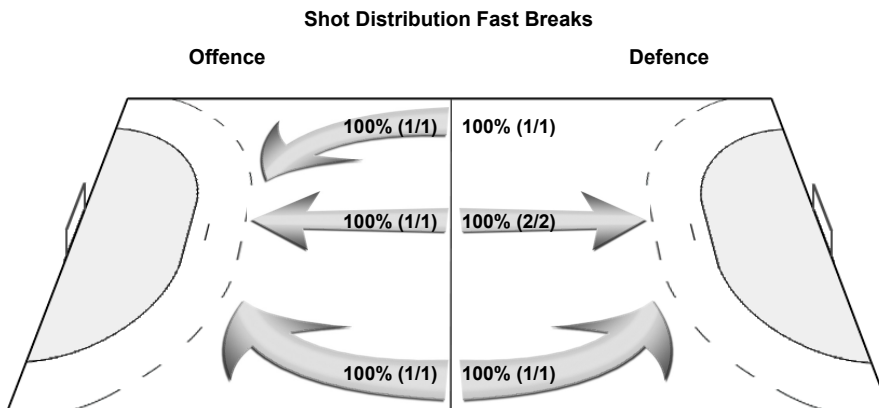

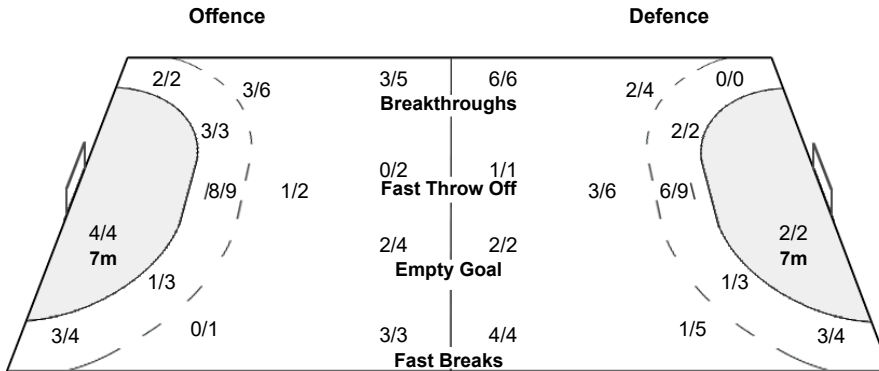
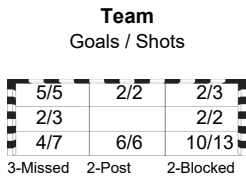

ESP 33 - 33 AUT

(15 - 17) (18 - 16)

Referees: MAZEIKA Vaidas (LTU) / GATELIS Mindaugas (LTU)

ESP - Spain

OverView of Shot Distribution



Match Team Statistics

Mannheim

Match No: 12

ESP 33 - 33 AUT

(15 - 17) (18 - 16)

Referees: MAZEIKA Vaidas (LTU) / GATELIS Mindaugas (LTU)

AUT - Austria

Coach: PAJOVIC Ales (SLO)

YC/RC Coach: 1/0 Time outs: 2

No.	Name	Total			All Goals / Shots								Punishments				Offence			Defence			TP	
		Goals	Shots	%	7m	7m%	6m	Wing	BT	FB	FTO	9m	EG	YC	RC	2M	2+2	AS	R7	TO/TF	ST	BS		P7
6	MAHR Markus																							5:26
7	BOZOVIC Janko	2	4	50			1/1					1/3								/ 1			1	24:16
20	FRIMMEL Sebastian	4	5	80				3/4		1/1					1						1			57:49
23	BELOS Nemanja																							0:00
26	HERBURGER Lukas	3	5	60			2/4					1/1												38:37
28	WEBER Robert	4	4	100	2/2	100				1/1	1/1							1	2		1			56:28
30	ZIVKOVIC Boris	4	6	67					3/3			1/3			1		2		1 / 1					24:49
34	MITTENDORFER Moritz																							0:00
39	HÄUSLE Ralf Patrick																							12:04
45	DAMBÖCK Eric																							3:03
53	BILYK Mykola	8	11	73			2/2		1/1	2/2		3/6						4	1		1			46:47
55	WAGNER Tobias	5	8	63			4/7					1/1						1			1	1		33:27
57	NIGG Jakob																							0:00
72	HUTECEK Lukas	3	5	60					2/2			1/3			2		6	3			2	1		57:49
97	MISKOVEZ Michael																				1	1		21:35
98	MÖSTL Constantin																	1						37:50
Team														1										
Totals		33	48	69	2/2	100	9/14	3/4	6/6	4/4	1/1	6/15	2/2	1	4		15	2	5 / 2	5	2	4		

No.	Name	Total			All Saves / Shots										
		Saves	Shots	%	7m	7m%	6m	Wing	BT	FB	FTO	9m	9m%	NS	NS%
39	HÄUSLE Ralf Patrick	1	9	11	0/2	0	0/3	0/1				1/3	33	0/4	0
98	MÖSTL Constantin	7	30	23	0/2	0	3/12	1/5	1/4	0/3		2/4	50	5/21	24
EG			2												
Totals		8	41	20	0/4	0	3/15	1/6	1/4	0/3		3/7	43	5/25	20

Attacks

Team	All		Player Majority		Player Minority		Position Attacks		FB		Ind. FB		Team FB		TO	TO %
	G/Att.	%	G/Att.	%	G/Att.	%	G/Att.	%	G/Att.	%	G/Att.	%	G/Att.	%		
AUT	33/50	66	5/7	71	3/6	50	26/43	60	4/4	100	1/1	100	3/3	100	7	14

Team Shots

	Goals	Saves	Missed	Post	Blocked	Total	%	Prop %
6m Shots	9	5				14	64	29
Wing Shots	3	1				4	75	8
L R	3	1				4	75	8 0
9m Shots	6	6	1	2		15	40	31
L C R	1 3 2	2 3 1	1	1 1		5 6 4	20 50 50	10 13 8
7m Penalty Throws	2					2	100	4
Fast Breaks	4					4	100	8
Breakthroughs	6					6	100	13
Totals	33	12	1	2		48	69	100

Legend:									
%	Efficiency	2M	2-Minute Suspensions	2+2	2+2 Minute Suspensions	6m	6-metre Shots	7m	7-metre Penalty Shots
9m	9-metre Shots	AS	Assists	BS	Blocked Shots	BT	Breakthroughs	C	Center
EG	Empty Goal	FB	Fast Breaks	FTO	Fast Throw off	G/Att.	Goals/Attacks	Ind.	Individual
L	Left	NS	Near Shots	P7	Penalty 7-metre Fouls	Prop %	Proportion of Goals	R7	Received 7-metre Fouls
R	Right	RC	Red Cards (Direct and after 3rd 2-Minute Suspension)	ST	Steals	TO/TF	Turnover/Technical Faults		
TP	Time Played	Wing	Wing Shots	YC	Yellow Cards				

Match Team Statistics

Match No: 12

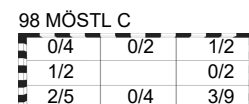
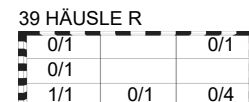
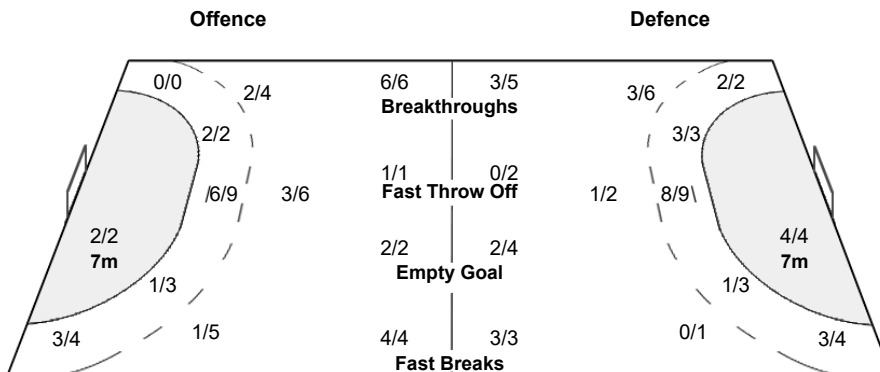

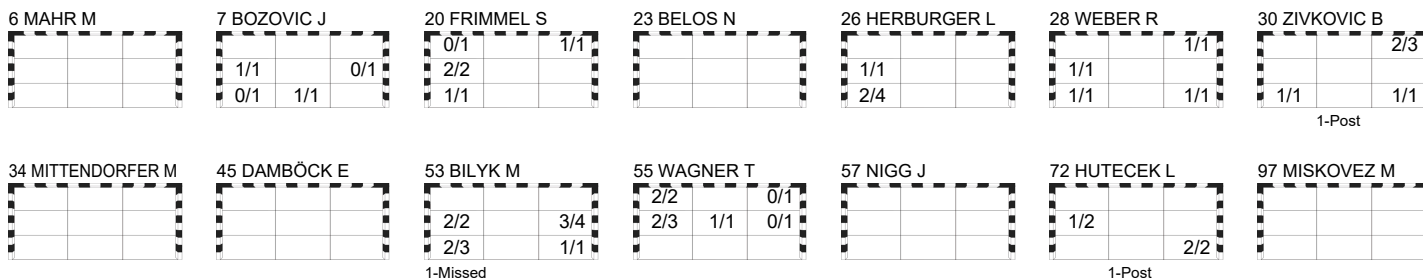
ESP 33 - 33 AUT

(15 - 17) (18 - 16)

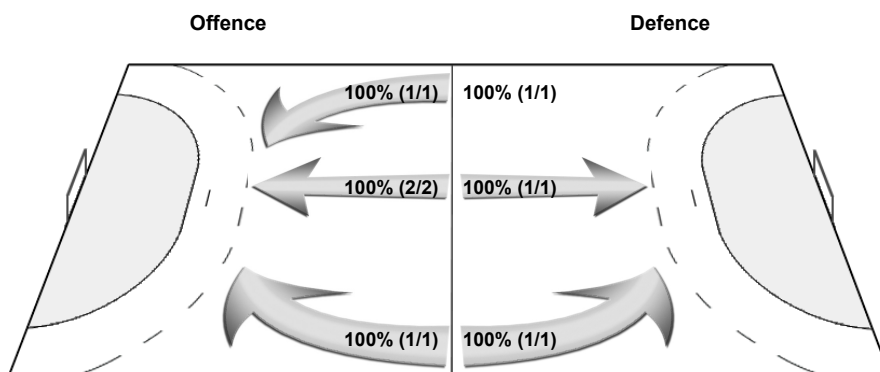
Referees: MAZEIKA Vaidas (LTU) / GATELIS Mindaugas (LTU)

AUT - Austria

Overview of Shot Distribution



Shot Distribution Fast Breaks



Play by Play

Match No: 12

ESP 33 - 33 AUT

(15 - 17) (18 - 16)

Referees: MAZEIKA Vaidas (LTU) / GATELIS Mindaugas (LTU)

ESP 1 PEREZ de VARGAS MORENO Gonzalo 6 FERNANDEZ PEREZ Angel 18 GARCIA NDIA ALUSTIZA Imanol 24 MORROS de ARGILA Viran 36 TARRAFETA SERRANO Ian 70 FERNANDEZ JIMENEZ Daniel	4 PECIÑA TOME Iñaki 10 DUJSHEBAEV DOVICHEBAEVA Alex 20 SERDIO GUNTIN Abel 25 CASADO MARCELO Agustín 59 DUJSHEBAEV DOVICHEBAEVA Daniel	5 MAQUEDA PENO Jorge 17 FIGUERAS TREJO Adrian 21 CAÑELLAS REIXACH Joan 28 GOMEZ ABELLO Aleix 61 HERNANDEZ FERRER Sergey	A RIBERA ROMANS Jordi B MONTES AGÜERA Cesar C FLORES LOZANO Cesáreo D LLORENTE RUIZ Francisco Daniel
AUT 6 MAHR Markus 23 BELOS Nemanja 30 ZIVKOVIC Boris 45 DAMBÖCK Eric 57 NIGG Jakob 98 MÖSTL Constantin	7 BOZOVIC Janko 26 HERBURGER Lukas 34 MITTENDORFER Moritz 53 BILYK Mykola 72 HUTECEK Lukas	20 FRIMMEL Sebastian 28 WEBER Robert 39 HÄUSLE Ralf Patrick 55 WAGNER Tobias 97 MISKOVEZ Michael	A GIERLINGER Erwin B PAJOVIC Ales C MARINOVIC Nikola D KINTSCHER Andre

1st HALF

Match Time	ESP - Spain	Score	Lead	AUT - Austria
0:00	1 PEREZ de VARGAS MO Goalkeeper			98 MÖSTL C Goalkeeper
0:40		0 - 1	-1	55 WAGNER T Goal centre 6m top left (30 ZIVKOVIC B), 97.59 km/h
1:47	20 SERDIO GUNTIN A 7m received			55 WAGNER T 7m caused
2:07	28 GOMEZ ABELLO A Goal Penalty shot bottom right (20 SERDIO GUNTIN A), 84.57 km/h	1 - 1	0	
3:06	5 MAQUEDA PENO J Warning (yellow card)			
3:29		1 - 2	-1	30 ZIVKOVIC B Goal breakthrough bottom left, 94.95 km/h
4:10	20 SERDIO GUNTIN A Technical Fault			
4:50		1 - 3	-2	53 BILYK M Goal centre 9m middle right, 118.66 km/h
5:01	28 GOMEZ ABELLO A Goal right wing top left (36 TARRAFETA SERRANO), 102.28 km/h	2 - 3	-1	
5:17				26 HERBURGER L Shot left 6m saved bottom left
5:50		2 - 4	-2	30 ZIVKOVIC B Goal right 9m top right, 104.62 km/h
5:58	4 PECIÑA TOME I Goal centre 6m bottom centre (59 DUJSHEBAEV DOVICHE), 49.70 km/h	3 - 4	-1	
6:09				53 BILYK M Shot left 9m saved bottom left
6:21	59 DUJSHEBAEV DOVICHE Technical Fault			
7:26		3 - 5	-2	72 HUTECEK L Goal centre 9m bottom right, 111.72 km/h
8:05	36 TARRAFETA SERRANO Shot right 9m blocked			72 HUTECEK L Block
8:15	36 TARRAFETA SERRANO Goal right 6m bottom right (5 MAQUEDA PENO J)	4 - 5	-1	
9:05				72 HUTECEK L Shot left 9m post
9:23				30 ZIVKOVIC B 2-minutes suspension
9:24				
9:35	20 SERDIO GUNTIN A Shot centre 6m saved top right			
9:50	59 DUJSHEBAEV DOVICHE Turnover			53 BILYK M Steal
9:57		4 - 6	-2	53 BILYK M Goal individual fast break middle right, 111.58 km/h
10:11	28 GOMEZ ABELLO A Goal right wing bottom right (10 DUJSHEBAEV DOVICHE), 92.39 km/h	5 - 6	-1	
10:20				7 BOZOVIC J for 98 MÖSTL C Empty goal
10:47		5 - 7	-2	55 WAGNER T Goal centre 6m middle left (53 BILYK M), 74.82 km/h
10:50				98 MÖSTL C for 7 BOZOVIC J Goalkeeper back
11:19	20 SERDIO GUNTIN A Goal centre 6m bottom centre (10 DUJSHEBAEV DOVICHE), 77.29 km/h	6 - 7	-1	
11:24				
11:57	59 DUJSHEBAEV DOVICHE Steal			72 HUTECEK L Turnover
12:06	25 CASADO MARCELO A Goal fast break bottom left (59 DUJSHEBAEV DOVICHE), 91.40 km/h	7 - 7	0	
12:12		7 - 8	-1	28 WEBER R Goal fast throw off bottom right (72 HUTECEK L), 94.65 km/h
12:54	6 FERNANDEZ PEREZ A Goal left wing bottom right (21 CAÑELLAS REIXACH J), 110.72 km/h	8 - 8	0	
13:26		8 - 9	-1	53 BILYK M Goal breakthrough bottom left, 98.55 km/h
13:27				
13:28	24 MORROS de ARGILA V 2-minutes suspension			
13:36	10 DUJSHEBAEV DOVICHE for 1 PEREZ de VARGAS MO Empty goal			
13:55	36 TARRAFETA SERRANO Goal centre 6m bottom right, 96.37 km/h	9 - 9	0	
14:02		9 - 10	-1	55 WAGNER T Goal empty goal middle centre, 66.24 km/h
14:02	1 PEREZ de VARGAS MO for 10 DUJSHEBAEV DOVICHE Goalkeeper back			
14:35	36 TARRAFETA SERRANO Turnover			28 WEBER R Steal
14:38	20 SERDIO GUNTIN A 7m caused			28 WEBER R 7m received
14:38	20 SERDIO GUNTIN A 2-minutes suspension			
14:38		9 - 11	-2	28 WEBER R Goal Penalty shot bottom left, 49.17 km/h
15:15	5 MAQUEDA PENO J Goal breakthrough top left, 90.01 km/h	10 - 11	-1	
15:43		10 - 12	-2	20 FRIMMEL S Goal left wing middle left (28 WEBER R), 83.28 km/h
15:56	10 DUJSHEBAEV DOVICHE for 1 PEREZ de VARGAS MO Empty goal			
16:35	21 CAÑELLAS REIXACH J Shot left 9m saved bottom right			
16:39				
16:42	1 PEREZ de VARGAS MO for 20 SERDIO GUNTIN A Goalkeeper back			
16:43		10 - 13	-3	28 WEBER R Goal fast break middle left (72 HUTECEK L), 101.58 km/h
16:49	Team timeout			

Play by Play
Match No: 12

Mannheim

ESP 33 - 33 AUT
 (15 - 17) (18 - 16)

1st HALF

Match Time	ESP - Spain	Score	Lead	AUT - Austria
17:49	21 CAÑELLAS REIXACH J 7m received			97 MISKOVEZ M 7m caused
17:59	28 GOMEZ ABELLO A Goal Penalty shot middle right (21 CAÑELLAS REIXACH J), 86.30 km/h	11 - 13	-2	
18:49				30 ZIVKOVIC B Technical Fault
18:59				B PAJOVIC A Warning (yellow card) bench punishment
19:41	21 CAÑELLAS REIXACH J Shot centre 9m saved bottom right			
19:50		11 - 14	-3	20 FRIMMEL S Goal fast break middle left (98 MÖSTL C), 106.84 km/h
20:53	10 DUJSHEBAEV DOVICHE Goal right 9m bottom centre, 106.43 km/h	12 - 14	-2	
21:24				55 WAGNER T Shot centre 6m saved middle left
21:54	25 CASADO MARCELO A Shot breakthrough saved middle left			
22:37	25 CASADO MARCELO A Steal			72 HUTECEK L Turnover
22:46	6 FERNANDEZ PEREZ A Goal fast break bottom centre (10 DUJSHEBAEV DOVICHE), 85.79 km/h	13 - 14	-1	
23:17				72 HUTECEK L Turnover
23:24	6 FERNANDEZ PEREZ A Turnover Fastbreak			20 FRIMMEL S Steal
23:34	21 CAÑELLAS REIXACH J Steal			53 BILYK M Turnover
23:38	28 GOMEZ ABELLO A Goal fast break top centre (25 CASADO MARCELO A), 43.73 km/h	14 - 14	0	
23:38				45 DAMBÖCK E for 98 MÖSTL C Empty goal
23:39				
23:39				20 FRIMMEL S 2-minutes suspension
24:11		14 - 15	-1	72 HUTECEK L Goal breakthrough middle left, 103.10 km/h
24:14				98 MÖSTL C for 7 BOZOVIC J Goalkeeper back
24:35	6 FERNANDEZ PEREZ A Goal left wing top centre (25 CASADO MARCELO A), 46.54 km/h	15 - 15	0	
24:47				7 BOZOVIC J for 98 MÖSTL C Empty goal
25:21				98 MÖSTL C for 28 WEBER R Goalkeeper back
25:25				53 BILYK M Shot left 9m missed
25:35	6 FERNANDEZ PEREZ A Shot left wing saved bottom left			
25:39				
25:47				Team timeout
26:10				26 HERBURGER L for 98 MÖSTL C Empty goal
26:24				72 HUTECEK L Shot left 9m saved middle left
27:14				98 MÖSTL C for 26 HERBURGER L Goalkeeper back
27:14	10 DUJSHEBAEV DOVICHE Disqualification (red card-direct)			
27:15				
27:26		15 - 16	-1	53 BILYK M Goal left 6m middle left (72 HUTECEK L)
28:12	21 CAÑELLAS REIXACH J for 1 PEREZ de VARGAS MO Empty goal			
28:17	21 CAÑELLAS REIXACH J Shot left 6m saved bottom left			
29:06	18 GARCIANDIA ALUSTIZ Shot left 6m saved bottom right			
29:07	1 PEREZ de VARGAS MO for 6 FERNANDEZ PEREZ A Goalkeeper back			
29:15				
29:37				55 WAGNER T for 98 MÖSTL C Empty goal
29:45		15 - 17	-2	26 HERBURGER L Goal centre 6m bottom left (72 HUTECEK L), 88.07 km/h
29:47				98 MÖSTL C for 7 BOZOVIC J Goalkeeper back
29:55	28 GOMEZ ABELLO A Shot fast throw off post			

2nd HALF

Match Time	ESP - Spain	Score	Lead	AUT - Austria
30:00	1 PEREZ de VARGAS MO Goalkeeper			98 MÖSTL C Goalkeeper
30:51	20 SERDIO GUNTIN A Goal centre 6m top left (36 TARRAFETA SERRANO), 98.96 km/h	16 - 17	-1	
31:41		16 - 18	-2	55 WAGNER T Goal centre 6m middle left (30 ZIVKOVIC B), 32.35 km/h
32:05	36 TARRAFETA SERRANO Goal centre 6m top right (18 GARCIANDIA ALUSTIZ), 100.40 km/h	17 - 18	-1	
32:36				30 ZIVKOVIC B Shot right 9m post
32:54	20 SERDIO GUNTIN A 2-minutes suspension			
32:55				
33:10				30 ZIVKOVIC B Turnover
33:20	36 TARRAFETA SERRANO for 1 PEREZ de VARGAS MO Empty goal			
33:46	36 TARRAFETA SERRANO Goal breakthrough middle left, 111.77 km/h	18 - 18	0	
33:50	1 PEREZ de VARGAS MO for 18 GARCIANDIA ALUSTIZ Goalkeeper back			
34:11				55 WAGNER T Shot centre 6m saved middle right
34:23	18 GARCIANDIA ALUSTIZ for 1 PEREZ de VARGAS MO Empty goal			
34:48	59 DUJSHEBAEV DOVICHE Goal breakthrough bottom left, 107.60 km/h	19 - 18	+1	
34:50		19 - 19	0	26 HERBURGER L Goal empty goal bottom left
34:50	1 PEREZ de VARGAS MO for 18 GARCIANDIA ALUSTIZ Goalkeeper back			
34:55				
35:02	18 GARCIANDIA ALUSTIZ for 1 PEREZ de VARGAS MO Empty goal			
35:13	1 PEREZ de VARGAS MO for 20 SERDIO GUNTIN A Goalkeeper back			
35:45	18 GARCIANDIA ALUSTIZ Goal right 9m bottom left, 117.82 km/h	20 - 19	+1	
36:27		20 - 20	0	30 ZIVKOVIC B Goal breakthrough bottom right, 103.74 km/h

Play by Play
Match No: 12

ESP 33 - 33 AUT
(15 - 17) (18 - 16)

2nd HALF

Match Time	ESP - Spain	Score	Lead	AUT - Austria
36:43	17 FIGUERAS TREJO A for 1 PEREZ de VARGAS MO Empty goal			
36:47	1 PEREZ de VARGAS MO for 4 PECIÑA TOME I Goalkeeper back			
37:04	17 FIGUERAS TREJO A Goal centre 6m middle right (18 GARCIAINDIA ALUSTIZ), 98.27 km/h	21 - 20	+1	
37:13				30 ZIVKOVIC B Shot right 9m saved top right
37:59		21 - 21	0	72 HUTECEK L Goal breakthrough bottom right, 81.22 km/h
38:38	36 TARRAFETA SERRANO Goal right 6m bottom right (18 GARCIAINDIA ALUSTIZ)	22 - 21	+1	
38:54		22 - 22	0	30 ZIVKOVIC B Goal breakthrough top right, 89.08 km/h
39:00				39 HÄUSLE R for 98 MÖSTL C Goalkeeper Substitution
39:05	70 FERNANDEZ JIMENEZ Goal left wing bottom right (59 DUJSHEBAEV DOVICHE), 98.95 km/h	23 - 22	+1	
39:47				20 FRIMMEL S Shot left wing saved top left
40:21	36 TARRAFETA SERRANO Turnover			
41:00		23 - 23	0	20 FRIMMEL S Goal left wing top right (53 BILYK M), 109.71 km/h
41:32	18 GARCIAINDIA ALUSTIZ Shot right 9m saved bottom left			
42:03				7 BOZOVIC J Shot centre 9m saved bottom left
42:38	36 TARRAFETA SERRANO Goal centre 9m bottom right, 108.81 km/h	24 - 23	+1	
43:01				26 HERBURGER L for 39 HÄUSLE R Empty goal
43:22		24 - 24	0	55 WAGNER T Goal centre 6m top left (72 HUTECEK L), 92.23 km/h
43:26				39 HÄUSLE R for 53 BILYK M Goalkeeper back
44:01	25 CASADO MARCELO A Goal left 6m bottom right (36 TARRAFETA SERRANO)	25 - 24	+1	
44:13				26 HERBURGER L for 39 HÄUSLE R Empty goal
44:50				26 HERBURGER L Shot left 6m saved bottom left
45:15		25 - 25	0	53 BILYK M Goal centre 9m middle right, 126.44 km/h
45:23	28 GOMEZ ABELLO A Goal empty goal bottom centre, 117.49 km/h	26 - 25	+1	
45:23				39 HÄUSLE R for 53 BILYK M Goalkeeper back
45:31				72 HUTECEK L for 39 HÄUSLE R Empty goal
45:57		26 - 26	0	7 BOZOVIC J Goal right 9m bottom centre, 105.05 km/h
45:59				39 HÄUSLE R for 72 HUTECEK L Goalkeeper back
46:48	25 CASADO MARCELO A Turnover			55 WAGNER T Steal
46:54		26 - 27	-1	53 BILYK M Goal fast break bottom right (55 WAGNER T), 123.45 km/h
47:27	17 FIGUERAS TREJO A 7m received			72 HUTECEK L 7m caused
47:27				72 HUTECEK L 2-minutes suspension
47:27	28 GOMEZ ABELLO A Goal Penalty shot top right (17 FIGUERAS TREJO A), 87.78 km/h	27 - 27	0	
47:28				
47:49				55 WAGNER T for 39 HÄUSLE R Empty goal
48:09				7 BOZOVIC J Technical Fault
48:11				39 HÄUSLE R for 20 FRIMMEL S Goalkeeper back
48:36	36 TARRAFETA SERRANO Shot breakthrough missed			
48:53				55 WAGNER T for 39 HÄUSLE R Empty goal
49:11				7 BOZOVIC J Shot centre 9m saved middle right
49:17	1 PEREZ de VARGAS MO Shot empty goal post			
49:20				39 HÄUSLE R for 6 MAHR M Goalkeeper back
49:25				6 MAHR M for 39 HÄUSLE R Empty goal
49:28				
50:00		27 - 28	-1	53 BILYK M Goal left 9m bottom left, 125.06 km/h
50:15				39 HÄUSLE R for 55 WAGNER T Goalkeeper back
50:43	18 GARCIAINDIA ALUSTIZ Goal right 9m bottom right, 123.10 km/h	28 - 28	0	
50:59				53 BILYK M for 39 HÄUSLE R Empty goal
51:31		28 - 29	-1	20 FRIMMEL S Goal left wing bottom left (53 BILYK M), 87.39 km/h
51:35				39 HÄUSLE R for 53 BILYK M Goalkeeper back
51:54	61 HERNANDEZ FERRER S for 1 PEREZ de VARGAS MO Goalkeeper Substitution			
52:04	Team timeout			
52:51	21 CAÑELLAS REIXACH J Turnover			97 MISKOVEZ M Steal
53:05				53 BILYK M for 39 HÄUSLE R Empty goal
53:27		28 - 30	-2	53 BILYK M Goal right 6m middle left
53:33				39 HÄUSLE R for 72 HUTECEK L Goalkeeper back
54:14	36 TARRAFETA SERRANO Goal centre 6m top left (18 GARCIAINDIA ALUSTIZ), 98.59 km/h	29 - 30	-1	
54:30				55 WAGNER T for 39 HÄUSLE R Empty goal
54:50		29 - 31	-2	26 HERBURGER L Goal centre 6m middle left (53 BILYK M), 66.03 km/h
54:52				39 HÄUSLE R for 72 HUTECEK L Goalkeeper back
55:42	17 FIGUERAS TREJO A Goal centre 6m bottom centre (21 CAÑELLAS REIXACH J), 84.14 km/h	30 - 31	-1	
55:55				53 BILYK M for 39 HÄUSLE R Empty goal
56:21				72 HUTECEK L 2-minutes suspension
56:21				98 MÖSTL C for 55 WAGNER T Goalkeeper back
56:22				
56:33	18 GARCIAINDIA ALUSTIZ Goal right 6m top left (21 CAÑELLAS REIXACH J)	31 - 31	0	
56:49				55 WAGNER T for 98 MÖSTL C Empty goal
56:57	5 MAQUEDA PENO J 2-minutes suspension			

Play by Play
Match No: 12

Mannheim

ESP 33 - 33 AUT
(15 - 17) (18 - 16)

2nd HALF

Match Time	ESP - Spain	Score	Lead	AUT - Austria
56:58				
57:08				55 WAGNER T Shot centre 6m saved top right
57:13	59 DUJSHEBAEV DOVICHE Shot empty goal missed			
57:13				98 MÖSTL C for 6 MAHR M Goalkeeper back
57:24				6 MAHR M for 98 MÖSTL C Empty goal
57:41				53 BILYK M Shot centre 9m saved middle right
57:47	70 FERNANDEZ JIMENEZ Goal empty goal bottom left (28 GOMEZ ABELLO A), 110.61 km/h	32 - 31	+1	
57:47				98 MÖSTL C for 6 MAHR M Goalkeeper back
58:01				6 MAHR M for 98 MÖSTL C Empty goal
58:22				
58:25				98 MÖSTL C for 72 HUTECEK L Goalkeeper back
58:25	70 FERNANDEZ JIMENEZ 7m caused			28 WEBER R 7m received
58:25		32 - 32	0	28 WEBER R Goal Penalty shot top right, 80.39 km/h
58:40	36 TARRAFETA SERRANO for 61 HERNANDEZ FERRER S Empty goal			
58:58				
58:59	61 HERNANDEZ FERRER S for 5 MAQUEDA PENO J Goalkeeper back			
59:11	36 TARRAFETA SERRANO 7m received			7 BOZOVIC J 7m caused
59:11				39 HÄUSLE R for 98 MÖSTL C Goalkeeper Substitution
59:11	28 GOMEZ ABELLO A Goal Penalty shot middle left (36 TARRAFETA SERRANO), 86.12 km/h	33 - 32	+1	
59:28				55 WAGNER T for 39 HÄUSLE R Empty goal
59:38				Team timeout
59:51		33 - 33	0	7 BOZOVIC J Goal right 6m middle left (72 HUTECEK L)
59:55				98 MÖSTL C for 20 FRIMMEL S Goalkeeper back
59:56	28 GOMEZ ABELLO A Shot fast throw off blocked			72 HUTECEK L Block
59:56	Team timeout			
59:56	20 SERDIO GUNTIN A for 61 HERNANDEZ FERRER S Empty goal			
59:59	18 GARCIA ANDIA ALUSTIZ Shot right 9m missed			

Empty Goal Analysis

Match No: 12

ESP 33 - 33 AUT

(15 - 17) (18 - 16)

Referees: MAZEIKA Vaidas (LTU) / GATELIS Mindaugas (LTU)

ATTACKS DURING OWN EMPTY GOAL SITUATION

Players on Court	Attacks		Goals		Saves		Missed		Blocked		Post		Turnovers		Scoring Efficiency		Goals Against	
	ESP	AUT	ESP	AUT	ESP	AUT	ESP	AUT	ESP	AUT	ESP	AUT	ESP	AUT	ESP	AUT	ESP	AUT
7 Against 6	4	9	2	9	2	2	1								50	100		1
6 Against 6	4	5	3	2	1	1		1					1		75	40	2	
Others		2				2										0		1
Total:	8	16	5	11	3	5	1	1					1		63	69	2	2

GOALS/ATTACKS DURING OWN EMPTY GOAL SITUATION - ANALYSIS OF OCCURRENCE (in 5 min intervals)

Players on Court	1st Half												
	0-5		5-10		10-15		15-20		20-25		25-30		
	ESP	AUT	ESP	AUT	ESP	AUT	ESP	AUT	ESP	AUT	ESP	AUT	
7 Against 6												0/1	1/1
6 Against 6					1/1	1/1	0/1				1/1		0/1
Others													
Total:					1/1	1/1	0/1				1/1	0/1	1/2

Players on Court	2nd Half											
	30-35		35-40		40-45		45-50		50-55		55-60	
	ESP	AUT	ESP	AUT	ESP	AUT	ESP	AUT	ESP	AUT	ESP	AUT
7 Against 6			2/2			1/1		2/2		4/4	0/1	1/1
6 Against 6	2/2							0/2				
Others												0/2
Total:	2/2		2/2			1/1		2/4		4/4	0/1	1/3

GOALS/ATTACKS DURING OWN EMPTY GOAL SITUATION - ANALYSIS BY DURATION

Team	<15 sec.	15-30 sec.	30-45 sec.	45-60 sec.	>60 sec.
ESP	0/1	4/4	1/2	0/1	
AUT	1/1	6/10	3/4		1/1

SUBSTITUTION SUMMARY

Players	ESP	AUT
Goalkeeper <-> Goalkeeper	1	2
Court Player <-> Goalkeeper	17	38
Court Player <-> Court Player	133	118
Total:	151	158

Line-Up Analysis

Match No: 12

Mannheim

Attendance: 13.293

ESP 33 - 33 AUT

ESP - Spain

Lineup efficiency										Time Played		GF	GA
1 PEREZ de VARGAS MO	4 PECINA TOME I	5 MAQUEDA PENO J	6 FERNANDEZ PEREZ A	25 CASADO MARCELO A	28 GOMEZ ABELLO A	59 DUJSHEBAEV DOVICHE	5:32	2	4				
1 PEREZ de VARGAS MO	5 MAQUEDA PENO J	6 FERNANDEZ PEREZ A	10 DUJSHEBAEV DOVICHE	24 MORROS de ARGILA V	25 CASADO MARCELO A	28 GOMEZ ABELLO A	4:29	2	3				
1 PEREZ de VARGAS MO	17 FIGUERAS TREJO A	18 GARCIAINDIA ALUSTIZ	28 GOMEZ ABELLO A	36 TARRAFETA SERRANO	59 DUJSHEBAEV DOVICHE	70 FERNANDEZ JIMENEZ	3:47	5	0				
17 FIGUERAS TREJO A	18 GARCIAINDIA ALUSTIZ	21 CAÑELLAS REIXACH J	28 GOMEZ ABELLO A	36 TARRAFETA SERRANO	61 HERNANDEZ FERRER S	70 FERNANDEZ JIMENEZ	3:41	3	0				
1 PEREZ de VARGAS MO	6 FERNANDEZ PEREZ A	10 DUJSHEBAEV DOVICHE	17 FIGUERAS TREJO A	21 CAÑELLAS REIXACH J	25 CASADO MARCELO A	28 GOMEZ ABELLO A	3:32	2	1				
5 MAQUEDA PENO J	21 CAÑELLAS REIXACH J	24 MORROS de ARGILA V	28 GOMEZ ABELLO A	59 DUJSHEBAEV DOVICHE	61 HERNANDEZ FERRER S	70 FERNANDEZ JIMENEZ	3:02	2	2				
1 PEREZ de VARGAS MO	5 MAQUEDA PENO J	21 CAÑELLAS REIXACH J	24 MORROS de ARGILA V	28 GOMEZ ABELLO A	59 DUJSHEBAEV DOVICHE	70 FERNANDEZ JIMENEZ	2:51	0	2				
1 PEREZ de VARGAS MO	4 PECINA TOME I	18 GARCIAINDIA ALUSTIZ	24 MORROS de ARGILA V	25 CASADO MARCELO A	28 GOMEZ ABELLO A	70 FERNANDEZ JIMENEZ	2:47	1	3				
1 PEREZ de VARGAS MO	4 PECINA TOME I	18 GARCIAINDIA ALUSTIZ	24 MORROS de ARGILA V	28 GOMEZ ABELLO A	59 DUJSHEBAEV DOVICHE	70 FERNANDEZ JIMENEZ	2:37	0	2				
1 PEREZ de VARGAS MO	6 FERNANDEZ PEREZ A	10 DUJSHEBAEV DOVICHE	20 SERDIO GUNTIN A	28 GOMEZ ABELLO A	36 TARRAFETA SERRANO	59 DUJSHEBAEV DOVICHE	2:31	2	1				
1 PEREZ de VARGAS MO	4 PECINA TOME I	5 MAQUEDA PENO J	6 FERNANDEZ PEREZ A	20 SERDIO GUNTIN A	28 GOMEZ ABELLO A	59 DUJSHEBAEV DOVICHE	2:21	1	1				
1 PEREZ de VARGAS MO	6 FERNANDEZ PEREZ A	10 DUJSHEBAEV DOVICHE	21 CAÑELLAS REIXACH J	24 MORROS de ARGILA V	25 CASADO MARCELO A	28 GOMEZ ABELLO A	1:59	1	0				
1 PEREZ de VARGAS MO	5 MAQUEDA PENO J	6 FERNANDEZ PEREZ A	20 SERDIO GUNTIN A	28 GOMEZ ABELLO A	36 TARRAFETA SERRANO	59 DUJSHEBAEV DOVICHE	1:52	1	0				
1 PEREZ de VARGAS MO	18 GARCIAINDIA ALUSTIZ	20 SERDIO GUNTIN A	21 CAÑELLAS REIXACH J	24 MORROS de ARGILA V	28 GOMEZ ABELLO A	70 FERNANDEZ JIMENEZ	1:34	0	1				
1 PEREZ de VARGAS MO	5 MAQUEDA PENO J	6 FERNANDEZ PEREZ A	10 DUJSHEBAEV DOVICHE	17 FIGUERAS TREJO A	25 CASADO MARCELO A	28 GOMEZ ABELLO A	1:28	0	0				
1 PEREZ de VARGAS MO	17 FIGUERAS TREJO A	18 GARCIAINDIA ALUSTIZ	25 CASADO MARCELO A	28 GOMEZ ABELLO A	36 TARRAFETA SERRANO	70 FERNANDEZ JIMENEZ	1:27	1	1				
1 PEREZ de VARGAS MO	18 GARCIAINDIA ALUSTIZ	20 SERDIO GUNTIN A	21 CAÑELLAS REIXACH J	28 GOMEZ ABELLO A	36 TARRAFETA SERRANO	70 FERNANDEZ JIMENEZ	1:20	2	0				
1 PEREZ de VARGAS MO	5 MAQUEDA PENO J	6 FERNANDEZ PEREZ A	20 SERDIO GUNTIN A	21 CAÑELLAS REIXACH J	24 MORROS de ARGILA V	36 TARRAFETA SERRANO	1:15	1	1				
17 FIGUERAS TREJO A	18 GARCIAINDIA ALUSTIZ	20 SERDIO GUNTIN A	28 GOMEZ ABELLO A	36 TARRAFETA SERRANO	59 DUJSHEBAEV DOVICHE	70 FERNANDEZ JIMENEZ	1:08	2	1				
1 PEREZ de VARGAS MO	17 FIGUERAS TREJO A	18 GARCIAINDIA ALUSTIZ	21 CAÑELLAS REIXACH J	28 GOMEZ ABELLO A	36 TARRAFETA SERRANO	70 FERNANDEZ JIMENEZ	1:01	1	0				
5 MAQUEDA PENO J	6 FERNANDEZ PEREZ A	10 DUJSHEBAEV DOVICHE	17 FIGUERAS TREJO A	21 CAÑELLAS REIXACH J	28 GOMEZ ABELLO A	59 DUJSHEBAEV DOVICHE	0:50	0	0				
1 PEREZ de VARGAS MO	6 FERNANDEZ PEREZ A	10 DUJSHEBAEV DOVICHE	24 MORROS de ARGILA V	25 CASADO MARCELO A	28 GOMEZ ABELLO A	59 DUJSHEBAEV DOVICHE	0:39	0	2				
18 GARCIAINDIA ALUSTIZ	21 CAÑELLAS REIXACH J	24 MORROS de ARGILA V	28 GOMEZ ABELLO A	59 DUJSHEBAEV DOVICHE	61 HERNANDEZ FERRER S	70 FERNANDEZ JIMENEZ	0:32	0	1				
5 MAQUEDA PENO J	6 FERNANDEZ PEREZ A	10 DUJSHEBAEV DOVICHE	17 FIGUERAS TREJO A	20 SERDIO GUNTIN A	21 CAÑELLAS REIXACH J	28 GOMEZ ABELLO A	0:30	0	0				
1 PEREZ de VARGAS MO	10 DUJSHEBAEV DOVICHE	17 FIGUERAS TREJO A	18 GARCIAINDIA ALUSTIZ	21 CAÑELLAS REIXACH J	28 GOMEZ ABELLO A	59 DUJSHEBAEV DOVICHE	0:30	0	0				
1 PEREZ de VARGAS MO	17 FIGUERAS TREJO A	18 GARCIAINDIA ALUSTIZ	24 MORROS de ARGILA V	36 TARRAFETA SERRANO	59 DUJSHEBAEV DOVICHE	70 FERNANDEZ JIMENEZ	0:29	0	1				
1 PEREZ de VARGAS MO	20 SERDIO GUNTIN A	24 MORROS de ARGILA V	28 GOMEZ ABELLO A	36 TARRAFETA SERRANO	59 DUJSHEBAEV DOVICHE	70 FERNANDEZ JIMENEZ	0:28	0	0				
18 GARCIAINDIA ALUSTIZ	21 CAÑELLAS REIXACH J	24 MORROS de ARGILA V	28 GOMEZ ABELLO A	36 TARRAFETA SERRANO	61 HERNANDEZ FERRER S	70 FERNANDEZ JIMENEZ	0:28	0	1				
5 MAQUEDA PENO J	6 FERNANDEZ PEREZ A	10 DUJSHEBAEV DOVICHE	20 SERDIO GUNTIN A	24 MORROS de ARGILA V	28 GOMEZ ABELLO A	36 TARRAFETA SERRANO	0:26	1	1				
1 PEREZ de VARGAS MO	18 GARCIAINDIA ALUSTIZ	20 SERDIO GUNTIN A	24 MORROS de ARGILA V	28 GOMEZ ABELLO A	59 DUJSHEBAEV DOVICHE	70 FERNANDEZ JIMENEZ	0:26	0	0				
1 PEREZ de VARGAS MO	5 MAQUEDA PENO J	6 FERNANDEZ PEREZ A	20 SERDIO GUNTIN A	21 CAÑELLAS REIXACH J	24 MORROS de ARGILA V	59 DUJSHEBAEV DOVICHE	0:24	0	1				
1 PEREZ de VARGAS MO	5 MAQUEDA PENO J	17 FIGUERAS TREJO A	21 CAÑELLAS REIXACH J	24 MORROS de ARGILA V	28 GOMEZ ABELLO A	70 FERNANDEZ JIMENEZ	0:22	1	0				
1 PEREZ de VARGAS MO	6 FERNANDEZ PEREZ A	18 GARCIAINDIA ALUSTIZ	21 CAÑELLAS REIXACH J	24 MORROS de ARGILA V	28 GOMEZ ABELLO A	59 DUJSHEBAEV DOVICHE	0:20	0	1				
5 MAQUEDA PENO J	17 FIGUERAS TREJO A	18 GARCIAINDIA ALUSTIZ	21 CAÑELLAS REIXACH J	28 GOMEZ ABELLO A	36 TARRAFETA SERRANO	70 FERNANDEZ JIMENEZ	0:19	0	0				
1 PEREZ de VARGAS MO	6 FERNANDEZ PEREZ A	10 DUJSHEBAEV DOVICHE	20 SERDIO GUNTIN A	21 CAÑELLAS REIXACH J	28 GOMEZ ABELLO A	36 TARRAFETA SERRANO	0:18	1	0				
1 PEREZ de VARGAS MO	5 MAQUEDA PENO J	6 FERNANDEZ PEREZ A	10 DUJSHEBAEV DOVICHE	17 FIGUERAS TREJO A	21 CAÑELLAS REIXACH J	28 GOMEZ ABELLO A	0:18	0	1				
1 PEREZ de VARGAS MO	17 FIGUERAS TREJO A	20 SERDIO GUNTIN A	28 GOMEZ ABELLO A	36 TARRAFETA SERRANO	59 DUJSHEBAEV DOVICHE	70 FERNANDEZ JIMENEZ	0:17	0	0				
1 PEREZ de VARGAS MO	4 PECINA TOME I	18 GARCIAINDIA ALUSTIZ	28 GOMEZ ABELLO A	36 TARRAFETA SERRANO	59 DUJSHEBAEV DOVICHE	70 FERNANDEZ JIMENEZ	0:17	0	0				
1 PEREZ de VARGAS MO	17 FIGUERAS TREJO A	21 CAÑELLAS REIXACH J	24 MORROS de ARGILA V	28 GOMEZ ABELLO A	59 DUJSHEBAEV DOVICHE	70 FERNANDEZ JIMENEZ	0:17	0	0				
5 MAQUEDA PENO J	6 FERNANDEZ PEREZ A	10 DUJSHEBAEV DOVICHE	20 SERDIO GUNTIN A	21 CAÑELLAS REIXACH J	24 MORROS de ARGILA V	59 DUJSHEBAEV DOVICHE	0:16	0	0				
1 PEREZ de VARGAS MO	5 MAQUEDA PENO J	6 FERNANDEZ PEREZ A	20 SERDIO GUNTIN A	24 MORROS de ARGILA V	28 GOMEZ ABELLO A	36 TARRAFETA SERRANO	0:15	0	0				
1 PEREZ de VARGAS MO	17 FIGUERAS TREJO A	18 GARCIAINDIA ALUSTIZ	21 CAÑELLAS REIXACH J	25 CASADO MARCELO A	28 GOMEZ ABELLO A	70 FERNANDEZ JIMENEZ	0:13	0	0				
1 PEREZ de VARGAS MO	4 PECINA TOME I	18 GARCIAINDIA ALUSTIZ	24 MORROS de ARGILA V	36 TARRAFETA SERRANO	59 DUJSHEBAEV DOVICHE	70 FERNANDEZ JIMENEZ	0:12	0	1				
1 PEREZ de VARGAS MO	6 FERNANDEZ PEREZ A	10 DUJSHEBAEV DOVICHE	20 SERDIO GUNTIN A	24 MORROS de ARGILA V	28 GOMEZ ABELLO A	59 DUJSHEBAEV DOVICHE	0:11	1	0				
1 PEREZ de VARGAS MO	5 MAQUEDA PENO J	6 FERNANDEZ PEREZ A	10 DUJSHEBAEV DOVICHE	21 CAÑELLAS REIXACH J	24 MORROS de ARGILA V	28 GOMEZ ABELLO A	0:09	0	0				
1 PEREZ de VARGAS MO	6 FERNANDEZ PEREZ A	10 DUJSHEBAEV DOVICHE	17 FIGUERAS TREJO A	24 MORROS de ARGILA V	25 CASADO MARCELO A	28 GOMEZ ABELLO A	0:09	0	0				
1 PEREZ de VARGAS MO	17 FIGUERAS TREJO A	18 GARCIAINDIA ALUSTIZ	21 CAÑELLAS REIXACH J	28 GOMEZ ABELLO A	59 DUJSHEBAEV DOVICHE	70 FERNANDEZ JIMENEZ	0:06	0	0				
6 FERNANDEZ PEREZ A	10 DUJSHEBAEV DOVICHE	17 FIGUERAS TREJO A	18 GARCIAINDIA ALUSTIZ	21 CAÑELLAS REIXACH J	28 GOMEZ ABELLO A	59 DUJSHEBAEV DOVICHE	0:05	0	0				
1 PEREZ de VARGAS MO	18 GARCIAINDIA ALUSTIZ	24 MORROS de ARGILA V	28 GOMEZ ABELLO A	36 TARRAFETA SERRANO	59 DUJSHEBAEV DOVICHE	70 FERNANDEZ JIMENEZ	0:04	0	0				
4 PECINA TOME I	17 FIGUERAS TREJO A	18 GARCIAINDIA ALUSTIZ	28 GOMEZ ABELLO A	36 TARRAFETA SERRANO	59 DUJSHEBAEV DOVICHE	70 FERNANDEZ JIMENEZ	0:04	0	0				
1 PEREZ de VARGAS MO	5 MAQUEDA PENO J	21 CAÑELLAS REIXACH J	24 MORROS de ARGILA V	28 GOMEZ ABELLO A	36 TARRAFETA SERRANO	70 FERNANDEZ JIMENEZ	0:04	0	0				
17 FIGUERAS TREJO A	18 GARCIAINDIA ALUSTIZ	20 SERDIO GUNTIN A	21 CAÑELLAS REIXACH J	28 GOMEZ ABELLO A	59 DUJSHEBAEV DOVICHE	70 FERNANDEZ JIMENEZ	0:04	0	0				
1 PEREZ de VARGAS MO	6 FERNANDEZ PEREZ A	17 FIGUERAS TREJO A	18 GARCIAINDIA ALUSTIZ	24 MORROS de ARGILA V	28 GOMEZ ABELLO A	59 DUJSHEBAEV DOVICHE	0:03	0	0				
1 PEREZ de VARGAS MO	5 MAQUEDA PENO J	18 GARCIAINDIA ALUSTIZ	21 CAÑELLAS REIXACH J	24 MORROS de ARGILA V	28 GOMEZ ABELLO A	70 FERNANDEZ JIMENEZ	0:03	0	0				

Score development										Time Played		G Diff.
1 PEREZ de VARGAS MO	17 FIGUERAS TREJO A	18 GARCIAINDIA ALUSTIZ	28 GOMEZ ABELLO A	36 TARRAFETA SERRANO	59 DUJSHEBAEV DOVICHE	70 FERNANDEZ JIMENEZ	3:47		+5			
17 FIGUERAS TREJO A	18 GARCIAINDIA ALUSTIZ	21 CAÑELLAS REIXACH J	28 GOMEZ ABELLO A	36 TARRAFETA SERRANO	61 HERNANDEZ FERRER S	70 FERNANDEZ JIMENEZ	3:41		+3			
1 PEREZ de VARGAS MO	18 GARCIAINDIA ALUSTIZ	20 SERDIO GUNTIN A	21 CAÑELLAS REIXACH J	28 GOMEZ ABELLO A	36 TARRAFETA SERRANO	70 FERNANDEZ JIMENEZ	1:20		+2			
1 PEREZ de VARGAS MO	6 FERNANDEZ PEREZ A	10 DUJSHEBAEV DOVICHE	20 SERDIO GUNTIN A	24 MORROS de ARGILA V	28 GOMEZ ABELLO A	59 DUJSHEBAEV DOVICHE	0:11		+1			
1 PEREZ de VARGAS MO	6 FERNANDEZ PEREZ A	10 DUJSHEBAEV DOVICHE	20 SERDIO GUNTIN A	21 CAÑELLAS REIXACH J	28 GOMEZ ABELLO A	36 TARRAFETA SERRANO	0:18		+1			
1 PEREZ de VARGAS MO	5 MAQUEDA PENO J	17 FIGUERAS TREJO A	21 CAÑELLAS REIXACH J	24 MORROS de ARGILA V	28 GOMEZ ABELLO A	70 FERNANDEZ JIMENEZ	0:22		+1			
1 PEREZ de VARGAS MO	17 FIGUERAS TREJO A	18 GARCIAINDIA ALUSTIZ	21 CAÑELLAS REIXACH J	28 GOMEZ ABELLO A	36 TARRAFETA SERRANO	70 FERNANDEZ JIMENEZ	1:01		+1			
17 FIGUERAS TREJO A	18 GARCIAINDIA ALUSTIZ	20 SERDIO GUNTIN A	28 GOMEZ ABELLO A	36 TARRAFETA SERRANO	59 DUJSHEBAEV DOVICHE	70 FERNANDEZ JIMENEZ	1:08		+1			
1 PEREZ de VARGAS MO	5 MAQUEDA PENO J	6 FERNANDEZ PEREZ A	20 SERDIO GUNTIN A	28 GOMEZ ABELLO A	36 TARRAFETA SERRANO	59 DUJSHEBAEV DOVICHE	1:52		+1			
1 PEREZ de VARGAS MO	6 FERNANDEZ PEREZ A	10 DUJSHEBAEV DOVICHE	21 CAÑELLAS REIXACH J	24 MORROS de ARGILA V	25 CASADO MARCELO A	28 GOMEZ ABELLO A	1:59		+1			
1 PEREZ de VARGAS MO	6 FERNANDEZ PEREZ A	10 DUJSHEBAEV DOVICHE	20 SERDIO GUNTIN A	28 GOMEZ ABELLO A	36 TARRAFETA SERRANO	59 DUJSHEBAEV DOVICHE	2:31		+1			
1 PEREZ de VARGAS MO	6 FERNANDEZ PEREZ A	10 DUJSHEBAEV DOVICHE	17 FIGUERAS TREJO A	21 CAÑELLAS REIXACH J	25 CASADO MARCELO A	28 GOMEZ ABELLO A	3:32		+1			
1 PEREZ de VARGAS MO	6 FERNANDEZ PEREZ A	17 FIGUERAS TREJO A	18 GARCIAINDIA ALUSTIZ	24 MORROS de ARGILA V	28 GOMEZ ABELLO A	59 DUJSHEBAEV DOVICHE	0:03		0			

Line-Up Analysis

Match No: 12

Mannheim

Attendance: 13.293

ESP 33 - 33 AUT

ESP - Spain

Score development										Time Played	G Diff.
1 PEREZ de VARGAS MO	5 MAQUEDA PENO J	18 GARCIAINDIA ALUSTIZ	21 CAÑELLAS REIXACH J	24 MORROS de ARGILA V	28 GOMEZ ABELLO A	70 FERNANDEZ JIMENEZ	0:03	0			
1 PEREZ de VARGAS MO	18 GARCIAINDIA ALUSTIZ	24 MORROS de ARGILA V	28 GOMEZ ABELLO A	36 TARRAFETA SERRANO	59 DUJSHEBAEV DOVICHE	70 FERNANDEZ JIMENEZ	0:04	0			
4 PECIÑA TOME I	17 FIGUERAS TREJO A	18 GARCIAINDIA ALUSTIZ	28 GOMEZ ABELLO A	36 TARRAFETA SERRANO	59 DUJSHEBAEV DOVICHE	70 FERNANDEZ JIMENEZ	0:04	0			
1 PEREZ de VARGAS MO	5 MAQUEDA PENO J	21 CAÑELLAS REIXACH J	24 MORROS de ARGILA V	28 GOMEZ ABELLO A	36 TARRAFETA SERRANO	70 FERNANDEZ JIMENEZ	0:04	0			
17 FIGUERAS TREJO A	18 GARCIAINDIA ALUSTIZ	20 SERDIO GUNTIN A	21 CAÑELLAS REIXACH J	28 GOMEZ ABELLO A	59 DUJSHEBAEV DOVICHE	70 FERNANDEZ JIMENEZ	0:04	0			
6 FERNANDEZ PEREZ A	10 DUJSHEBAEV DOVICHE	17 FIGUERAS TREJO A	18 GARCIAINDIA ALUSTIZ	21 CAÑELLAS REIXACH J	28 GOMEZ ABELLO A	59 DUJSHEBAEV DOVICHE	0:05	0			
1 PEREZ de VARGAS MO	5 MAQUEDA PENO J	6 FERNANDEZ PEREZ A	21 CAÑELLAS REIXACH J	24 MORROS de ARGILA V	28 GOMEZ ABELLO A	70 FERNANDEZ JIMENEZ	0:06	0			
1 PEREZ de VARGAS MO	5 MAQUEDA PENO J	6 FERNANDEZ PEREZ A	10 DUJSHEBAEV DOVICHE	21 CAÑELLAS REIXACH J	24 MORROS de ARGILA V	28 GOMEZ ABELLO A	0:09	0			
1 PEREZ de VARGAS MO	6 FERNANDEZ PEREZ A	10 DUJSHEBAEV DOVICHE	17 FIGUERAS TREJO A	24 MORROS de ARGILA V	25 CASADO MARCELO A	28 GOMEZ ABELLO A	0:09	0			
1 PEREZ de VARGAS MO	17 FIGUERAS TREJO A	18 GARCIAINDIA ALUSTIZ	21 CAÑELLAS REIXACH J	25 CASADO MARCELO A	28 GOMEZ ABELLO A	70 FERNANDEZ JIMENEZ	0:13	0			
1 PEREZ de VARGAS MO	5 MAQUEDA PENO J	6 FERNANDEZ PEREZ A	20 SERDIO GUNTIN A	24 MORROS de ARGILA V	28 GOMEZ ABELLO A	36 TARRAFETA SERRANO	0:15	0			
5 MAQUEDA PENO J	6 FERNANDEZ PEREZ A	10 DUJSHEBAEV DOVICHE	20 SERDIO GUNTIN A	21 CAÑELLAS REIXACH J	24 MORROS de ARGILA V	59 DUJSHEBAEV DOVICHE	0:16	0			
1 PEREZ de VARGAS MO	17 FIGUERAS TREJO A	20 SERDIO GUNTIN A	28 GOMEZ ABELLO A	36 TARRAFETA SERRANO	59 DUJSHEBAEV DOVICHE	70 FERNANDEZ JIMENEZ	0:17	0			
1 PEREZ de VARGAS MO	4 PECIÑA TOME I	18 GARCIAINDIA ALUSTIZ	28 GOMEZ ABELLO A	36 TARRAFETA SERRANO	59 DUJSHEBAEV DOVICHE	70 FERNANDEZ JIMENEZ	0:17	0			
1 PEREZ de VARGAS MO	17 FIGUERAS TREJO A	21 CAÑELLAS REIXACH J	24 MORROS de ARGILA V	28 GOMEZ ABELLO A	59 DUJSHEBAEV DOVICHE	70 FERNANDEZ JIMENEZ	0:17	0			
5 MAQUEDA PENO J	17 FIGUERAS TREJO A	18 GARCIAINDIA ALUSTIZ	21 CAÑELLAS REIXACH J	28 GOMEZ ABELLO A	36 TARRAFETA SERRANO	70 FERNANDEZ JIMENEZ	0:19	0			
5 MAQUEDA PENO J	6 FERNANDEZ PEREZ A	10 DUJSHEBAEV DOVICHE	20 SERDIO GUNTIN A	24 MORROS de ARGILA V	28 GOMEZ ABELLO A	36 TARRAFETA SERRANO	0:26	0			
1 PEREZ de VARGAS MO	17 FIGUERAS TREJO A	20 SERDIO GUNTIN A	24 MORROS de ARGILA V	28 GOMEZ ABELLO A	59 DUJSHEBAEV DOVICHE	70 FERNANDEZ JIMENEZ	0:26	0			
1 PEREZ de VARGAS MO	20 SERDIO GUNTIN A	24 MORROS de ARGILA V	28 GOMEZ ABELLO A	36 TARRAFETA SERRANO	59 DUJSHEBAEV DOVICHE	70 FERNANDEZ JIMENEZ	0:28	0			
5 MAQUEDA PENO J	6 FERNANDEZ PEREZ A	10 DUJSHEBAEV DOVICHE	17 FIGUERAS TREJO A	20 SERDIO GUNTIN A	21 CAÑELLAS REIXACH J	28 GOMEZ ABELLO A	0:30	0			
1 PEREZ de VARGAS MO	10 DUJSHEBAEV DOVICHE	17 FIGUERAS TREJO A	18 GARCIAINDIA ALUSTIZ	21 CAÑELLAS REIXACH J	28 GOMEZ ABELLO A	59 DUJSHEBAEV DOVICHE	0:30	0			
5 MAQUEDA PENO J	6 FERNANDEZ PEREZ A	10 DUJSHEBAEV DOVICHE	17 FIGUERAS TREJO A	21 CAÑELLAS REIXACH J	28 GOMEZ ABELLO A	59 DUJSHEBAEV DOVICHE	0:50	0			
1 PEREZ de VARGAS MO	5 MAQUEDA PENO J	6 FERNANDEZ PEREZ A	20 SERDIO GUNTIN A	21 CAÑELLAS REIXACH J	24 MORROS de ARGILA V	36 TARRAFETA SERRANO	1:15	0			
1 PEREZ de VARGAS MO	17 FIGUERAS TREJO A	18 GARCIAINDIA ALUSTIZ	25 CASADO MARCELO A	28 GOMEZ ABELLO A	36 TARRAFETA SERRANO	70 FERNANDEZ JIMENEZ	1:27	0			
1 PEREZ de VARGAS MO	5 MAQUEDA PENO J	6 FERNANDEZ PEREZ A	10 DUJSHEBAEV DOVICHE	17 FIGUERAS TREJO A	25 CASADO MARCELO A	28 GOMEZ ABELLO A	1:28	0			
1 PEREZ de VARGAS MO	4 PECIÑA TOME I	5 MAQUEDA PENO J	6 FERNANDEZ PEREZ A	20 SERDIO GUNTIN A	28 GOMEZ ABELLO A	59 DUJSHEBAEV DOVICHE	1:59	0			
5 MAQUEDA PENO J	21 CAÑELLAS REIXACH J	24 MORROS de ARGILA V	28 GOMEZ ABELLO A	59 DUJSHEBAEV DOVICHE	61 HERNANDEZ FERRER S	70 FERNANDEZ JIMENEZ	3:02	0			
1 PEREZ de VARGAS MO	4 PECIÑA TOME I	18 GARCIAINDIA ALUSTIZ	24 MORROS de ARGILA V	36 TARRAFETA SERRANO	59 DUJSHEBAEV DOVICHE	70 FERNANDEZ JIMENEZ	0:12	-1			
1 PEREZ de VARGAS MO	5 MAQUEDA PENO J	6 FERNANDEZ PEREZ A	10 DUJSHEBAEV DOVICHE	17 FIGUERAS TREJO A	21 CAÑELLAS REIXACH J	28 GOMEZ ABELLO A	0:18	-1			
1 PEREZ de VARGAS MO	6 FERNANDEZ PEREZ A	18 GARCIAINDIA ALUSTIZ	21 CAÑELLAS REIXACH J	24 MORROS de ARGILA V	28 GOMEZ ABELLO A	59 DUJSHEBAEV DOVICHE	0:20	-1			
1 PEREZ de VARGAS MO	5 MAQUEDA PENO J	6 FERNANDEZ PEREZ A	20 SERDIO GUNTIN A	21 CAÑELLAS REIXACH J	24 MORROS de ARGILA V	59 DUJSHEBAEV DOVICHE	0:24	-1			
18 GARCIAINDIA ALUSTIZ	21 CAÑELLAS REIXACH J	24 MORROS de ARGILA V	28 GOMEZ ABELLO A	36 TARRAFETA SERRANO	61 HERNANDEZ FERRER S	70 FERNANDEZ JIMENEZ	0:28	-1			
1 PEREZ de VARGAS MO	17 FIGUERAS TREJO A	18 GARCIAINDIA ALUSTIZ	24 MORROS de ARGILA V	36 TARRAFETA SERRANO	59 DUJSHEBAEV DOVICHE	70 FERNANDEZ JIMENEZ	0:29	-1			
18 GARCIAINDIA ALUSTIZ	21 CAÑELLAS REIXACH J	24 MORROS de ARGILA V	28 GOMEZ ABELLO A	59 DUJSHEBAEV DOVICHE	61 HERNANDEZ FERRER S	70 FERNANDEZ JIMENEZ	0:32	-1			
1 PEREZ de VARGAS MO	18 GARCIAINDIA ALUSTIZ	20 SERDIO GUNTIN A	21 CAÑELLAS REIXACH J	24 MORROS de ARGILA V	28 GOMEZ ABELLO A	70 FERNANDEZ JIMENEZ	1:34	-1			
1 PEREZ de VARGAS MO	5 MAQUEDA PENO J	6 FERNANDEZ PEREZ A	10 DUJSHEBAEV DOVICHE	24 MORROS de ARGILA V	25 CASADO MARCELO A	28 GOMEZ ABELLO A	4:29	-1			
1 PEREZ de VARGAS MO	6 FERNANDEZ PEREZ A	10 DUJSHEBAEV DOVICHE	24 MORROS de ARGILA V	25 CASADO MARCELO A	28 GOMEZ ABELLO A	59 DUJSHEBAEV DOVICHE	0:39	-2			
1 PEREZ de VARGAS MO	4 PECIÑA TOME I	18 GARCIAINDIA ALUSTIZ	24 MORROS de ARGILA V	28 GOMEZ ABELLO A	59 DUJSHEBAEV DOVICHE	70 FERNANDEZ JIMENEZ	2:37	-2			
1 PEREZ de VARGAS MO	4 PECIÑA TOME I	18 GARCIAINDIA ALUSTIZ	24 MORROS de ARGILA V	25 CASADO MARCELO A	28 GOMEZ ABELLO A	70 FERNANDEZ JIMENEZ	2:47	-2			
1 PEREZ de VARGAS MO	5 MAQUEDA PENO J	21 CAÑELLAS REIXACH J	24 MORROS de ARGILA V	28 GOMEZ ABELLO A	59 DUJSHEBAEV DOVICHE	70 FERNANDEZ JIMENEZ	2:51	-2			
1 PEREZ de VARGAS MO	4 PECIÑA TOME I	5 MAQUEDA PENO J	6 FERNANDEZ PEREZ A	25 CASADO MARCELO A	28 GOMEZ ABELLO A	59 DUJSHEBAEV DOVICHE	5:32	-2			

Empty Net										Time Played	GF	GA
17 FIGUERAS TREJO A	18 GARCIAINDIA ALUSTIZ	20 SERDIO GUNTIN A	28 GOMEZ ABELLO A	36 TARRAFETA SERRANO	59 DUJSHEBAEV DOVICHE	70 FERNANDEZ JIMENEZ	1:08	2	1			
5 MAQUEDA PENO J	6 FERNANDEZ PEREZ A	10 DUJSHEBAEV DOVICHE	17 FIGUERAS TREJO A	21 CAÑELLAS REIXACH J	28 GOMEZ ABELLO A	59 DUJSHEBAEV DOVICHE	0:50	0	0			
5 MAQUEDA PENO J	6 FERNANDEZ PEREZ A	10 DUJSHEBAEV DOVICHE	17 FIGUERAS TREJO A	20 SERDIO GUNTIN A	21 CAÑELLAS REIXACH J	28 GOMEZ ABELLO A	0:30	0	0			
5 MAQUEDA PENO J	6 FERNANDEZ PEREZ A	10 DUJSHEBAEV DOVICHE	20 SERDIO GUNTIN A	24 MORROS de ARGILA V	28 GOMEZ ABELLO A	36 TARRAFETA SERRANO	0:26	1	1			
5 MAQUEDA PENO J	17 FIGUERAS TREJO A	18 GARCIAINDIA ALUSTIZ	21 CAÑELLAS REIXACH J	28 GOMEZ ABELLO A	36 TARRAFETA SERRANO	70 FERNANDEZ JIMENEZ	0:19	0	0			
5 MAQUEDA PENO J	6 FERNANDEZ PEREZ A	10 DUJSHEBAEV DOVICHE	20 SERDIO GUNTIN A	21 CAÑELLAS REIXACH J	24 MORROS de ARGILA V	59 DUJSHEBAEV DOVICHE	0:16	0	0			
6 FERNANDEZ PEREZ A	10 DUJSHEBAEV DOVICHE	17 FIGUERAS TREJO A	18 GARCIAINDIA ALUSTIZ	21 CAÑELLAS REIXACH J	28 GOMEZ ABELLO A	59 DUJSHEBAEV DOVICHE	0:05	0	0			
4 PECIÑA TOME I	17 FIGUERAS TREJO A	18 GARCIAINDIA ALUSTIZ	28 GOMEZ ABELLO A	36 TARRAFETA SERRANO	59 DUJSHEBAEV DOVICHE	70 FERNANDEZ JIMENEZ	0:04	0	0			
17 FIGUERAS TREJO A	18 GARCIAINDIA ALUSTIZ	20 SERDIO GUNTIN A	21 CAÑELLAS REIXACH J	28 GOMEZ ABELLO A	59 DUJSHEBAEV DOVICHE	70 FERNANDEZ JIMENEZ	0:04	0	0			

Line-Up Analysis

Match No: 12

Mannheim

Attendance: 13.293

ESP 33 - 33 AUT

AUT - Austria

Lineup efficiency							Time Played	GF	GA
20 FRIMMEL S	28 WEBER R	30 ZIVKOVIC B	53 BILYK M	55 WAGNER T	72 HUTECEK L	98 MÖSTL C	12:18	10	4
20 FRIMMEL S	26 HERBURGER L	28 WEBER R	53 BILYK M	72 HUTECEK L	97 MISKOVEZ M	98 MÖSTL C	7:16	3	5
7 BOZOVIC J	20 FRIMMEL S	26 HERBURGER L	28 WEBER R	39 HÄUSLE R	72 HUTECEK L	97 MISKOVEZ M	4:16	0	4
20 FRIMMEL S	26 HERBURGER L	28 WEBER R	30 ZIVKOVIC B	53 BILYK M	72 HUTECEK L	98 MÖSTL C	4:10	2	2
7 BOZOVIC J	20 FRIMMEL S	26 HERBURGER L	28 WEBER R	53 BILYK M	55 WAGNER T	72 HUTECEK L	4:07	6	1
20 FRIMMEL S	26 HERBURGER L	28 WEBER R	30 ZIVKOVIC B	72 HUTECEK L	97 MISKOVEZ M	98 MÖSTL C	3:51	1	6
6 MAHR M	7 BOZOVIC J	20 FRIMMEL S	28 WEBER R	53 BILYK M	55 WAGNER T	72 HUTECEK L	2:50	1	1
7 BOZOVIC J	20 FRIMMEL S	28 WEBER R	39 HÄUSLE R	53 BILYK M	55 WAGNER T	72 HUTECEK L	2:43	1	1
20 FRIMMEL S	26 HERBURGER L	28 WEBER R	53 BILYK M	55 WAGNER T	72 HUTECEK L	98 MÖSTL C	1:48	0	0
20 FRIMMEL S	26 HERBURGER L	30 ZIVKOVIC B	53 BILYK M	55 WAGNER T	72 HUTECEK L	98 MÖSTL C	1:31	1	2
7 BOZOVIC J	20 FRIMMEL S	28 WEBER R	53 BILYK M	55 WAGNER T	72 HUTECEK L	98 MÖSTL C	1:23	1	0
20 FRIMMEL S	26 HERBURGER L	30 ZIVKOVIC B	53 BILYK M	72 HUTECEK L	97 MISKOVEZ M	98 MÖSTL C	1:16	0	0
7 BOZOVIC J	20 FRIMMEL S	26 HERBURGER L	28 WEBER R	39 HÄUSLE R	55 WAGNER T	72 HUTECEK L	1:16	0	1
7 BOZOVIC J	20 FRIMMEL S	26 HERBURGER L	28 WEBER R	72 HUTECEK L	97 MISKOVEZ M	98 MÖSTL C	0:59	0	1
20 FRIMMEL S	26 HERBURGER L	28 WEBER R	45 DAMBÖCK E	53 BILYK M	72 HUTECEK L	98 MÖSTL C	0:58	0	1
6 MAHR M	7 BOZOVIC J	26 HERBURGER L	28 WEBER R	39 HÄUSLE R	72 HUTECEK L	97 MISKOVEZ M	0:53	0	1
20 FRIMMEL S	26 HERBURGER L	28 WEBER R	53 BILYK M	55 WAGNER T	97 MISKOVEZ M	98 MÖSTL C	0:44	1	0
7 BOZOVIC J	26 HERBURGER L	28 WEBER R	39 HÄUSLE R	53 BILYK M	55 WAGNER T	72 HUTECEK L	0:44	1	0
7 BOZOVIC J	20 FRIMMEL S	26 HERBURGER L	28 WEBER R	39 HÄUSLE R	55 WAGNER T	97 MISKOVEZ M	0:43	0	0
7 BOZOVIC J	20 FRIMMEL S	28 WEBER R	45 DAMBÖCK E	53 BILYK M	55 WAGNER T	72 HUTECEK L	0:38	1	0
6 MAHR M	7 BOZOVIC J	20 FRIMMEL S	26 HERBURGER L	28 WEBER R	53 BILYK M	72 HUTECEK L	0:36	1	0
20 FRIMMEL S	28 WEBER R	30 ZIVKOVIC B	45 DAMBÖCK E	53 BILYK M	55 WAGNER T	72 HUTECEK L	0:32	0	0
7 BOZOVIC J	20 FRIMMEL S	26 HERBURGER L	28 WEBER R	45 DAMBÖCK E	53 BILYK M	72 HUTECEK L	0:31	0	0
20 FRIMMEL S	26 HERBURGER L	53 BILYK M	55 WAGNER T	72 HUTECEK L	97 MISKOVEZ M	98 MÖSTL C	0:30	0	1
7 BOZOVIC J	20 FRIMMEL S	28 WEBER R	30 ZIVKOVIC B	53 BILYK M	55 WAGNER T	72 HUTECEK L	0:30	1	0
6 MAHR M	7 BOZOVIC J	26 HERBURGER L	28 WEBER R	39 HÄUSLE R	53 BILYK M	72 HUTECEK L	0:28	0	0
20 FRIMMEL S	26 HERBURGER L	28 WEBER R	30 ZIVKOVIC B	53 BILYK M	97 MISKOVEZ M	98 MÖSTL C	0:22	0	1
7 BOZOVIC J	20 FRIMMEL S	26 HERBURGER L	28 WEBER R	55 WAGNER T	72 HUTECEK L	97 MISKOVEZ M	0:22	1	0
20 FRIMMEL S	26 HERBURGER L	28 WEBER R	30 ZIVKOVIC B	39 HÄUSLE R	72 HUTECEK L	97 MISKOVEZ M	0:19	0	1
6 MAHR M	7 BOZOVIC J	20 FRIMMEL S	26 HERBURGER L	28 WEBER R	39 HÄUSLE R	72 HUTECEK L	0:19	0	0
7 BOZOVIC J	20 FRIMMEL S	26 HERBURGER L	28 WEBER R	39 HÄUSLE R	53 BILYK M	55 WAGNER T	0:18	0	0
7 BOZOVIC J	20 FRIMMEL S	45 DAMBÖCK E	53 BILYK M	55 WAGNER T	72 HUTECEK L	98 MÖSTL C	0:15	0	0
6 MAHR M	7 BOZOVIC J	20 FRIMMEL S	26 HERBURGER L	28 WEBER R	72 HUTECEK L	98 MÖSTL C	0:15	1	0
20 FRIMMEL S	28 WEBER R	45 DAMBÖCK E	53 BILYK M	55 WAGNER T	72 HUTECEK L	98 MÖSTL C	0:09	0	0
6 MAHR M	7 BOZOVIC J	28 WEBER R	39 HÄUSLE R	53 BILYK M	55 WAGNER T	72 HUTECEK L	0:05	0	0
7 BOZOVIC J	20 FRIMMEL S	26 HERBURGER L	28 WEBER R	53 BILYK M	97 MISKOVEZ M	98 MÖSTL C	0:04	0	0
7 BOZOVIC J	26 HERBURGER L	28 WEBER R	53 BILYK M	55 WAGNER T	72 HUTECEK L	98 MÖSTL C	0:01	0	0

Score development							Time Played	G Diff.
20 FRIMMEL S	28 WEBER R	30 ZIVKOVIC B	53 BILYK M	55 WAGNER T	72 HUTECEK L	98 MÖSTL C	12:18	+6
7 BOZOVIC J	20 FRIMMEL S	26 HERBURGER L	28 WEBER R	53 BILYK M	55 WAGNER T	72 HUTECEK L	4:07	+5
6 MAHR M	7 BOZOVIC J	20 FRIMMEL S	26 HERBURGER L	28 WEBER R	72 HUTECEK L	98 MÖSTL C	0:15	+1
7 BOZOVIC J	20 FRIMMEL S	26 HERBURGER L	28 WEBER R	55 WAGNER T	72 HUTECEK L	97 MISKOVEZ M	0:22	+1
7 BOZOVIC J	20 FRIMMEL S	28 WEBER R	30 ZIVKOVIC B	53 BILYK M	55 WAGNER T	72 HUTECEK L	0:30	+1
6 MAHR M	7 BOZOVIC J	20 FRIMMEL S	26 HERBURGER L	28 WEBER R	53 BILYK M	72 HUTECEK L	0:36	+1
7 BOZOVIC J	20 FRIMMEL S	28 WEBER R	45 DAMBÖCK E	53 BILYK M	55 WAGNER T	72 HUTECEK L	0:38	+1
20 FRIMMEL S	26 HERBURGER L	28 WEBER R	53 BILYK M	55 WAGNER T	97 MISKOVEZ M	98 MÖSTL C	0:44	+1
7 BOZOVIC J	26 HERBURGER L	28 WEBER R	39 HÄUSLE R	53 BILYK M	55 WAGNER T	72 HUTECEK L	0:44	+1
7 BOZOVIC J	20 FRIMMEL S	28 WEBER R	53 BILYK M	55 WAGNER T	72 HUTECEK L	98 MÖSTL C	1:23	+1
7 BOZOVIC J	26 HERBURGER L	28 WEBER R	53 BILYK M	55 WAGNER T	72 HUTECEK L	98 MÖSTL C	0:01	0
7 BOZOVIC J	20 FRIMMEL S	26 HERBURGER L	28 WEBER R	53 BILYK M	97 MISKOVEZ M	98 MÖSTL C	0:04	0
6 MAHR M	7 BOZOVIC J	28 WEBER R	39 HÄUSLE R	53 BILYK M	55 WAGNER T	72 HUTECEK L	0:05	0
20 FRIMMEL S	28 WEBER R	45 DAMBÖCK E	53 BILYK M	55 WAGNER T	72 HUTECEK L	98 MÖSTL C	0:09	0
7 BOZOVIC J	20 FRIMMEL S	45 DAMBÖCK E	53 BILYK M	55 WAGNER T	72 HUTECEK L	98 MÖSTL C	0:15	0
7 BOZOVIC J	20 FRIMMEL S	26 HERBURGER L	28 WEBER R	39 HÄUSLE R	53 BILYK M	55 WAGNER T	0:18	0
6 MAHR M	7 BOZOVIC J	20 FRIMMEL S	26 HERBURGER L	28 WEBER R	39 HÄUSLE R	72 HUTECEK L	0:19	0
6 MAHR M	7 BOZOVIC J	26 HERBURGER L	28 WEBER R	39 HÄUSLE R	53 BILYK M	72 HUTECEK L	0:28	0
7 BOZOVIC J	20 FRIMMEL S	26 HERBURGER L	28 WEBER R	45 DAMBÖCK E	53 BILYK M	72 HUTECEK L	0:31	0
20 FRIMMEL S	28 WEBER R	30 ZIVKOVIC B	45 DAMBÖCK E	53 BILYK M	55 WAGNER T	72 HUTECEK L	0:32	0
7 BOZOVIC J	20 FRIMMEL S	26 HERBURGER L	28 WEBER R	39 HÄUSLE R	55 WAGNER T	97 MISKOVEZ M	0:43	0
20 FRIMMEL S	26 HERBURGER L	30 ZIVKOVIC B	53 BILYK M	72 HUTECEK L	97 MISKOVEZ M	98 MÖSTL C	1:16	0
20 FRIMMEL S	26 HERBURGER L	28 WEBER R	53 BILYK M	55 WAGNER T	72 HUTECEK L	98 MÖSTL C	1:48	0
7 BOZOVIC J	20 FRIMMEL S	28 WEBER R	39 HÄUSLE R	53 BILYK M	55 WAGNER T	72 HUTECEK L	2:43	0
6 MAHR M	7 BOZOVIC J	20 FRIMMEL S	28 WEBER R	53 BILYK M	55 WAGNER T	72 HUTECEK L	2:50	0
20 FRIMMEL S	26 HERBURGER L	28 WEBER R	30 ZIVKOVIC B	53 BILYK M	72 HUTECEK L	98 MÖSTL C	4:10	0
20 FRIMMEL S	26 HERBURGER L	28 WEBER R	30 ZIVKOVIC B	39 HÄUSLE R	72 HUTECEK L	97 MISKOVEZ M	0:19	-1
20 FRIMMEL S	26 HERBURGER L	28 WEBER R	30 ZIVKOVIC B	53 BILYK M	97 MISKOVEZ M	98 MÖSTL C	0:22	-1
20 FRIMMEL S	26 HERBURGER L	53 BILYK M	55 WAGNER T	72 HUTECEK L	97 MISKOVEZ M	98 MÖSTL C	0:30	-1
6 MAHR M	7 BOZOVIC J	26 HERBURGER L	28 WEBER R	39 HÄUSLE R	72 HUTECEK L	97 MISKOVEZ M	0:53	-1

Line-Up Analysis

Match No: 12

Mannheim

Attendance: 13.293

ESP 33 - 33 AUT

AUT - Austria

Score development								Time Played	G Diff.
20 FRIMMEL S	26 HERBURGER L	28 WEBER R	45 DAMBÖCK E	53 BILYK M	72 HUTECEK L	98 MÖSTL C	0:58	-1	
7 BOZOVIC J	20 FRIMMEL S	26 HERBURGER L	28 WEBER R	72 HUTECEK L	97 MISKOVEZ M	98 MÖSTL C	0:59	-1	
7 BOZOVIC J	20 FRIMMEL S	26 HERBURGER L	28 WEBER R	39 HÄUSLE R	55 WAGNER T	72 HUTECEK L	1:16	-1	
20 FRIMMEL S	26 HERBURGER L	30 ZIVKOVIC B	53 BILYK M	55 WAGNER T	72 HUTECEK L	98 MÖSTL C	1:31	-1	
20 FRIMMEL S	26 HERBURGER L	28 WEBER R	53 BILYK M	72 HUTECEK L	97 MISKOVEZ M	98 MÖSTL C	7:16	-2	
7 BOZOVIC J	20 FRIMMEL S	26 HERBURGER L	28 WEBER R	39 HÄUSLE R	72 HUTECEK L	97 MISKOVEZ M	4:16	-4	
20 FRIMMEL S	26 HERBURGER L	28 WEBER R	30 ZIVKOVIC B	72 HUTECEK L	97 MISKOVEZ M	98 MÖSTL C	3:51	-5	

Empty Net								Time Played	GF	GA
7 BOZOVIC J	20 FRIMMEL S	26 HERBURGER L	28 WEBER R	53 BILYK M	55 WAGNER T	72 HUTECEK L	4:07	6	1	
6 MAHR M	7 BOZOVIC J	20 FRIMMEL S	28 WEBER R	53 BILYK M	55 WAGNER T	72 HUTECEK L	2:50	1	1	
7 BOZOVIC J	20 FRIMMEL S	28 WEBER R	45 DAMBÖCK E	53 BILYK M	55 WAGNER T	72 HUTECEK L	0:38	1	0	
6 MAHR M	7 BOZOVIC J	20 FRIMMEL S	26 HERBURGER L	28 WEBER R	53 BILYK M	72 HUTECEK L	0:36	1	0	
20 FRIMMEL S	28 WEBER R	30 ZIVKOVIC B	45 DAMBÖCK E	53 BILYK M	55 WAGNER T	72 HUTECEK L	0:32	0	0	
7 BOZOVIC J	20 FRIMMEL S	26 HERBURGER L	28 WEBER R	45 DAMBÖCK E	53 BILYK M	72 HUTECEK L	0:31	0	0	
7 BOZOVIC J	20 FRIMMEL S	28 WEBER R	30 ZIVKOVIC B	53 BILYK M	55 WAGNER T	72 HUTECEK L	0:30	1	0	
7 BOZOVIC J	20 FRIMMEL S	26 HERBURGER L	28 WEBER R	55 WAGNER T	72 HUTECEK L	97 MISKOVEZ M	0:22	1	0	

Legend:
G Diff. Goals Difference