

MON 19 JAN 2026
Start Time: 18:00

Preliminary Round - Group E

Start List

Malmö

Match No: 28

NED - CRO

Referees: SCHULZE Robert (GER) / TÖNNIES Tobias (GER)
Reserve: MITREVSKI Dimitar (MKD) / TODOROVSKI Blagojche (MKD)
EHF Observer: TOGSTAD Øyvind (NOR)

EHF Supervisor: REISINGER Gerhard (AUT)
Timekeeper: KNUTSSON Birgitta (SWE)
Scorekeeper: OLERIUS Sonny (SWE)

NED - Netherlands

No.	Name	Pos.	Height m	Int. Matches		Competition Statistics								
				MP	G	MP	G	7mG	YC	2Min	RC	S	7mS	
11	POL Jorick	GK	1.99	14	0	1							3	
12	DORGELO Matthias Rex	GK	2.00	17	2	1							7	
3	STAVAST Ivar	CB	1.91	68	119	1	1			1				
5	TEN VELDE Rutger	LW	1.78	90	360	1	9	5						
14	SCHAGEN Bobby	RW	1.90	151	453	1	1							
15	KOOIJ Lars	P	1.99	42	100	1	4			2				
17	GEENEN Kaj	LW	1.86	38	40	1								
20	VERSTEIJNEN Niels	RB	2.00	68	189	1	4							
21	KLEIJKERS Martijn	P	1.88	25	37	1	1							
22	STEINS Luc	CB	1.73	128	370	1							1	
24	MANDERS Driek	P	1.97	6	6	1								
25	van DIJK Destin	LB	2.02	10	1	1								
27	SMIT Alec	RW	1.82	68	84	1								
34	JANSEN Tom	RB	1.99	35	52	1								
77	BAIJENS Dani	LB	1.82	103	325	1	5							
97	TABOADA Reinier	LB	1.92	6	17	1	6		1	1				
(NN)	SKWARCZYNSKI Marek	RB	1.92	2	0									
(NN)	van de VREEDE Bram	LB	1.98	5	2									
Headcoach	OLSSON Staffan (SWE)			Bench/Team									1	

NED Played		
PR	SWE	31- 36
PR	CRO	19 JAN
PR	GEO	21 JAN

CRO - Croatia

No.	Name	Pos.	Height m	Int. Matches		Competition Statistics								
				MP	G	MP	G	7mG	YC	2Min	RC	S	7mS	
1	KUZMANOVIC Dominik	GK	1.93	46	4	1							3	
12	MANDIC Matej	GK	2.04	38	2	1							3	
6	ŠOŠTARIC Mario	RW	1.93	48	193	1	8	3						
10	ŠIMIC Josip	P	1.94	16	17	1	3			2				
11	SRNA Zvonimir	LB	2.02	51	125	1	3			1				
13	PAVLOVIC Ivano	CB	1.90	14	20									
20	MARAŠ Mateo	RB	2.03	48	84	1								
23	RAUŽAN Zlatko	P	1.89	3	4									
30	MAMIC Marko	LB	2.02	107	123	1				1				
33	CINDRIC Luka	CB	1.81	129	360	1	6							
39	MANDIC David	LW	1.87	65	150	1	1							
41	LUCIN Tin	CB	1.96	56	147	1	4							
51	MARTINOVIC Ivan	RB	1.94	67	312	1	4							
52	ŠUŠNJA Leon	P	2.04	43	24	1								
57	GLAVAŠ Filip	RW	1.83	63	209	1								
62	JELINIC Marin	LW	1.94	59	154	1	1							
(NN)	ČEŠKO Diano	LB	1.96	5	8									
(NN)	KLARICA Luka Lovre	RB	1.98	48	113	1	2							
(NN)	NACINOVIC Veron	P	2.04	49	98	1								
(NN)	SLAVIC Dino	GK	1.85	10	0									
Headcoach	SIGURDSSON Dagur (ISL)			Bench/Team										

CRO Played		
PR	GEO	32- 29
PR	NED	19 JAN
PR	SWE	21 JAN

Notes:
Players below the bold line are not playing in this match.

Legend:			
(NN)	Not nominated	2Min	2-Minute Suspensions
CB	Centre Back	G	Goals
LW	Left Wing	MP	Matches Played
PR	Preliminary Round	RB	Right Back
RW	Right Wing	S	Saves
		7mG	7-metre Goals
		GK	Goalkeeper
		P	Line Player
		RC	Red Cards (Direct and after 3rd 2-Minute Suspension)
		YC	Yellow Cards
		7mS	7-metre Saves
		LB	Left Back
		Pos	Position

OFFICIAL PARTNERS



EHF PARTNERS



NATIONAL SUPPLIERS



Results

Malmö

Attendance: 7.215

Match No: 28

Legend:			
%	Efficiency	2M	2-Minute Suspensions
Att. Dur.	Average Attack Duration	BT	Breakthroughs
G/Att.	Goals/Attacks	G/S	Goals/Shots
RC	Red Cards (Direct and after Third 2-Minute Suspension)	7m	7-metre Penalty Shots
TOFB	Turnover during Fast Breaks	FB	Fast Breaks
		No.	Uniform Number
		S/S	Saves/Shots
		TP	Time Played
		9m	9-metre Shots
		FTO	Fast Throw off
		Wing	Wing Shots

OFFICIAL PARTNERS



EHF PARTNERS



NATIONAL SUPPLIERS



Match No: 28

NED 29 - 35 CRO

(13 - 15) (16 - 20)

Referees: SCHULZE Robert (GER) / TÖNNIES Tobias (GER)

NED - Netherlands Coach: OLSSON Staffan (SWE)

Time outs: 2

No.	Name	Total		All Goals / Shots							Punishments				Offence			Defence			TP	
		G/S	%	7m	7m%	6m	Wing	BT	FB	FTO	9m	EG	YC	RC	2M	2+2	AS	R7	TO/TF	ST		BS
3	STAVAST Ivar	3/5	60			2/3		1/2								3	1	1				33:14
5	TEN VELDE Rutger	8/10	80	4/4	100		1/3		1/1	2/2							1	1				45:16
11	POL Jorick																					6:27
12	DORGELO Matthias Rex																					50:38
14	SCHAGEN Bobby	2/2	100				2/2											1				42:34
15	KOOIJ Lars	5/6	83			4/5				1/1							2	1			2	49:51
17	GEENEN Kaj																					
20	VERSTEIJNEN Niels	3/10	30			2/4			1/2		0/4		1			4	1					46:01
21	KLEIJKERS Martijn																1					9:18
22	STEINS Luc	4/6	67			0/1		3/3			1/2					7	3	2	1			54:05
24	MANDERS Driek																					
25	van DIJK Destin																					
27	SMIT Alec																					
34	JANSEN Tom																					16:42
77	BAIJENS Dani	1/1	100						1/1							1						17:56
97	TABOADA Reinier	3/6	50			0/1		2/2		0/1	1/2			2		1		1		1		43:58
Totals		29/46	63	4/4	100	8/14	3/5	6/7	3/4	3/4	2/8			1	2	16	4	7	6		1	2

No.	Name	Total		All Saves / Shots									
		S/S	%	7m	7m%	Near Shots			FB	FTO	9m	9m%	
				All	All%	6m	Wing	BT					
11	POL Jorick	0/5	0	0/1	0	0/4	0	0/2	0/1	0/1			
12	DORGELO Matthias Rex	8/37	22	0/1	0	3/18	17	2/10	0/2	1/6	0/3	5/15	33
EG		1											
Totals		8/43	19	0/2	0	3/22	14	2/12	0/3	1/7	0/3	5/15	33

Attacks

Team	All		Player Majority		Player Minority		Position Attacks		FB		Ind. FB		Team FB		Att. Dur. (min)	Turnover		
	G/Att.	%	G/Att.	%	G/Att.	%	G/Att.	%	G/Att.	%	G/Att.	%	G/Att.	%		All	%	TOFB
NED	29/57	51	2/4	50	2/3	67	23/49	47	3/4	75			3/4	75	0:28	13	23	0

Team Shots

	Goals	Saves	Missed	Post	Blocked	Total	G/S %	Prop %
6m Shots	8	4	1	1		14	57	30
Wing Shots	3	1		1		5	60	11
L R	1 2	1		1		3 2	33 100	7 4
9m Shots	2	2	3	1		8	25	17
L C R	1 1	1 1	3	1		2 2 4	50 50 0	4 4 9
7m Penalty Throws	4					4	100	9
Fast Breaks	3			1		4	75	9
Breakthroughs	6			1		7	86	15
Fast Throw Offs	3	1				4	75	9
Empty Goals								0
Totals	29	8	4	5		46	63	100

Legend:			
%	Efficiency	2M	2-Minute Suspensions
9m	9-metre Shots	AS	Assists
C	Center	EG	Empty Goal
G/S	Goals/Shots	Ind.	Individual
R7	Received 7-metre Fouls	R	Right
ST	Steals	TO/TF	Turnover/Technical Fouls
Wing	Wing Shots	YC	Yellow Cards
2+2	2+2 Minute Suspensions	6m	6-metre Shots
Att. Dur.	Average Attack Duration	BS	Blocked Shots
FB	Fast Breaks	FTO	Fast Throw off
L	Left	P7	Penalty 7-metre Fouls
RC	Red Cards (Direct and after 3rd 2-Minute Suspension)	Prop %	Proportion of Shots
TOFB	Turnover during Fast Breaks	S/S	Saves/Shots
		TP	Time Played

OFFICIAL PARTNERS



EHF PARTNERS



NATIONAL SUPPLIERS



Preliminary Round - Group E

Malmö

Match No: 28


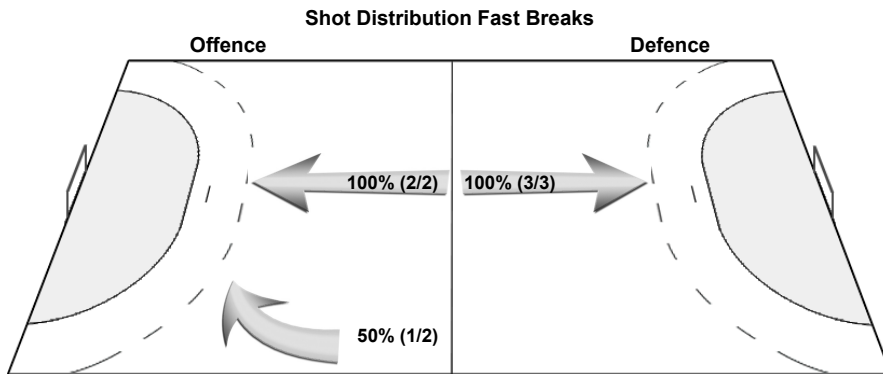
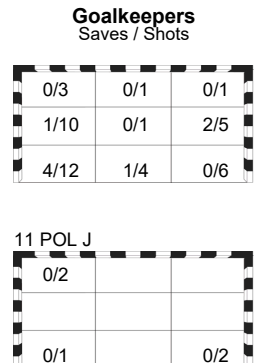
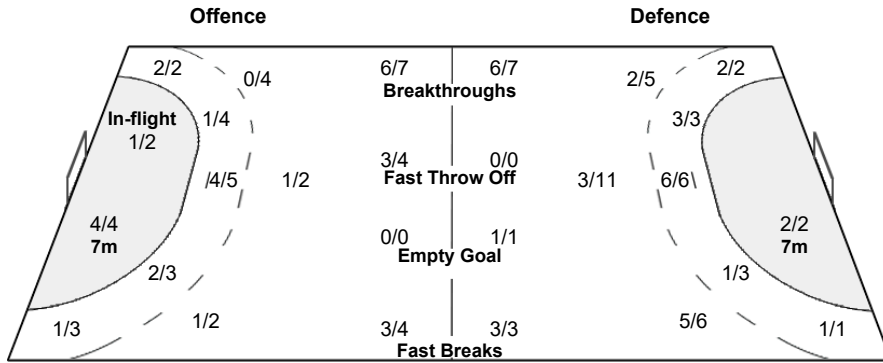

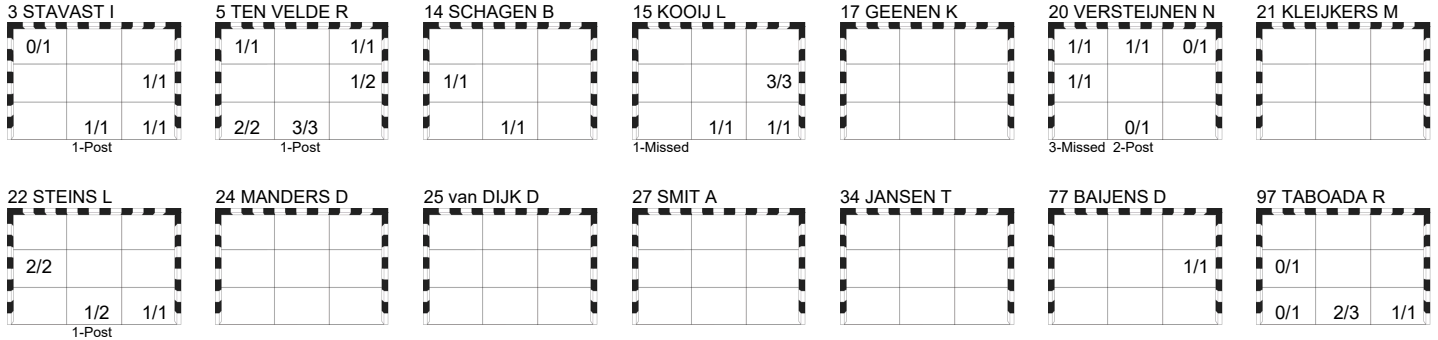
Match Team Statistics

NED 29 - 35 CRO
(13 - 15) (16 - 20)

Referees: SCHULZE Robert (GER) / TÖNNIES Tobias (GER)

NED - Netherlands

Overview of Shot Distribution



OFFICIAL PARTNERS



EHF PARTNERS



NATIONAL SUPPLIERS



MON 19 JAN 2026
Start Time: 18:00

Preliminary Round - Group E

Match Team Statistics

Malmö

Match No: 28

NED 29 - 35 CRO
(13 - 15) (16 - 20)

Referees: SCHULZE Robert (GER) / TÖNNIES Tobias (GER)

CRO - Croatia

Coach: SIGURDSSON Dagur (ISL)

YC/RC Bench Officials:1/0 Time outs: 3

No.	Name	Total		All Goals / Shots							Punishments			Offence			Defence			TP			
		G/S	%	7m	7m%	6m	Wing	BT	FB	FTO	9m	EG	YC	RC	2M	2+2	AS	R7	TO/TF		ST	BS	P7
1	KUZMANOVIC Dominik																						58:00
6	SOSTARIC Mario	5/5	100	2/2	100	1/1	1/1			1/1				1									36:40
10	SIMIC Josip	1/1	100			1/1													/ 2				12:33
11	SRNA Zvonimir	6/11	55			1/1											2	1				1	40:58
12	MANDIC Matej																						0:33
13	PAVLOVIC Ivano																						
20	MARAS Mateo																		/ 1				3:23
23	RAUZAN Zlatko	4/4	100			4/4													1 / 1				25:37
30	MAMIC Marko																						21:21
33	CINDRIC Luka	3/6	50			1/1											2	1	1				39:27
39	MANDIC David																		1			1	41:55
41	LUCIN Tin	3/6	50			0/2			1/1					2/3					1 / 1				26:24
51	MARTINOVIC Ivan	9/13	69			1/1			1/1	1/1				6/10					4		1	1	44:35
52	SUSNJA Leon													1					2			2	26:02
57	GLAVAS Filip	2/2	100					1/1		1/1									1				21:07
62	JELINIC Marin	2/2	100			1/1		1/1											2				17:25
Bench/Team													1										
Totals		35/50	70	2/2	100	10/12	3/3	6/7	3/3			10/22	1/1	1	2	13	2	5 / 5	2		4		

No.	Name	Total		All Saves / Shots										
		S/S	%	7m	7m%	Near Shots					FB	FTO	9m	9m%
				All	All%	6m	Wing	BT						
1	KUZMANOVIC Dominik	8/35	23	0/2	0	5/22	23	4/12	1/4	0/6	0/3	1/4	2/4	50
12	MANDIC Matej	0/2	0	0/2	0									
Totals		8/37	22	0/4	0	5/22	23	4/12	1/4	0/6	0/3	1/4	2/4	50

Attacks

Team	All		Player Majority		Player Minority		Position Attacks		FB		Ind. FB		Team FB		Att. Dur. (min)	Turnover		
	G/Att.	%	G/Att.	%	G/Att.	%	G/Att.	%	G/Att.	%	G/Att.	%	G/Att.	%		All	%	TOFB
CRO	35/57	61	3/4	75	2/2	100	31/53	58	3/3	100			3/3	100	0:34	10	18	0

Team Shots

	Goals	Saves	Missed	Post	Blocked	Total	G/S %	Prop %
6m Shots	10	2				12	83	24
Wing Shots	3					3	100	6
L R	1 2					1 2	100 100	2 4
9m Shots	10	5	2	4	1	22	45	44
L C R	5 3 2	3 2	2	1 2 1	1	6 11 5	83 27 40	12 22 10
7m Penalty Throws	2					2	100	4
Fast Breaks	3					3	100	6
Breakthroughs	6	1				7	86	14
Fast Throw Offs								0
Empty Goals	1					1	100	2
Totals	35	8	2	4	1	50	70	100

Legend:			
%	Efficiency	2M	2-Minute Suspensions
9m	9-metre Shots	2+2	2+2 Minute Suspensions
C	Center	Att. Dur.	Average Attack Duration
G/S	Goals/Shots	AS	Assists
R7	Received 7-metre Fouls	EG	Empty Goal
ST	Steals	Ind.	Individual
Wing	Wing Shots	L	Left
		R	Right
		RC	Red Cards (Direct and after 3rd 2-Minute Suspension)
		TO/TF	Turnover/Technical Fouls
		YC	Yellow Cards
		6m	6-metre Shots
		BS	Blocked Shots
		FTO	Fast Throw off
		P7	Penalty 7-metre Fouls
		G/Att.	Goals/Attacks
		Prop %	Proportion of Shots
		S/S	Saves/Shots
		TP	Time Played

OFFICIAL PARTNERS



EHF PARTNERS



NATIONAL SUPPLIERS



Match No: 28

Play by Play

NED 29 - 35 CRO

(13 - 15) (16 - 20)

Referees: SCHULZE Robert (GER) / TÖNNIES Tobias (GER)

NED	3 STAVAST Ivar	5 TEN VELDE Rutger	11 POL Jorick	A WONG Wai
	12 DORGELO Matthias Rex	14 SCHAGEN Bobby	15 KOOIJ Lars	B OLSSON Staffan
	17 GEENEN Kaj	20 VERSTEIJNEN Niels	21 KLEIJKERS Martijn	C EIJLERS Gerrie
	22 STEINS Luc	24 MANDERS Driek	25 van DIJK Destin	D BAARDSE Robert
	27 SMIT Alec	34 JANSSEN Tom	77 BAIJENS Dani	E DEKKER Rian
	97 TABOADA Reinier			
CRO	1 KUZMANOVIC Dominik	6 SOSTARIC Mario	10 SIMIC Josip	A UDOVICIC Ivica
	11 SRNA Zvonimir	12 MANDIC Matej	13 PAVLOVIC Ivano	B SIGURDSSON Dagur
	20 MARAS Mateo	23 RAUZAN Zlatko	30 MAMIC Marko	C SPOLJARIC Denis
	33 CINDRIC Luka	39 MANDIC David	41 LUCIN Tin	D MATOSEVIC Valter
	51 MARTINOVIC Ivan	52 SUSNJA Leon	57 GLAVAS Filip	E KERCEL Zeljko
	62 JELINIC Marin			

1st HALF

Match Time	NED - Netherlands	Score	Lead	CRO - Croatia
0:00	12 DORGELO MR Goalkeeper			1 KUZMANOVIC D Goalkeeper
0:41	15 KOOIJ L 7m caused			11 SRNA Z 7m received
0:52		0 - 1	-1	6 SOSTARIC M Goal Penalty shot bottom right (11 SRNA Z), 103.51 km/h
1:55	5 TEN VELDE R Goal left wing bottom centre (22 STEINS L), 86.85 km/h	1 - 1	0	
2:30				33 CINDRIC L Shot centre 9m post
3:00	22 STEINS L Goal breakthrough bottom right, 76.21 km/h	2 - 1	+1	
3:29				11 SRNA Z Shot right 9m saved middle left
3:41	15 KOOIJ L Shot centre 6m missed			
3:59				23 RAUZAN Z Turnover
4:06	20 VERSTEIJNEN N Warning (yellow card)			
4:32	20 VERSTEIJNEN N Goal right 6m middle left	3 - 1	+2	
4:45		3 - 2	+1	11 SRNA Z Goal breakthrough middle left, 112.53 km/h
4:54	5 TEN VELDE R Goal fast throw off bottom centre (77 BAIJENS D), 78.48 km/h	4 - 2	+2	
5:49		4 - 3	+1	33 CINDRIC L Goal left 9m middle left, 96.19 km/h
5:57	Video Replay (Goal review) No Goal			
5:57	22 STEINS L Shot right 6m post			
6:22		4 - 4	0	51 MARTINOVIC I Goal left 9m top right, 105.90 km/h
6:58	5 TEN VELDE R Shot left wing post			
7:39				11 SRNA Z Shot right 9m saved bottom left
7:50	22 STEINS L Goal breakthrough bottom centre, 93.24 km/h	5 - 4	+1	
8:01				51 MARTINOVIC I Turnover
8:38	15 KOOIJ L Turnover			
9:10		5 - 5	0	51 MARTINOVIC I Goal left 9m top centre, 113.82 km/h
10:00	22 STEINS L Goal breakthrough middle left, 83.59 km/h	6 - 5	+1	
10:08				11 SRNA Z Shot left 9m post
10:39	14 SCHAGEN B Technical Fault			
12:00				33 CINDRIC L Shot centre 9m saved middle right
12:09		6 - 6	0	23 RAUZAN Z Goal centre 6m bottom centre, 98.82 km/h
12:45	15 KOOIJ L Turnover			
12:53		6 - 7	-1	11 SRNA Z Goal breakthrough bottom left, 117.44 km/h
13:27	22 STEINS L 7m received			39 MANDIC D 7m caused
13:34	5 TEN VELDE R Goal Penalty shot bottom centre (22 STEINS L), 90.44 km/h	7 - 7	0	
14:12				41 LUCIN T Shot left 6m saved bottom left
14:25	5 TEN VELDE R Shot left wing saved middle right			
15:03				10 SIMIC J Technical Fault
15:10	77 BAIJENS D Goal fast break middle right, 109.65 km/h	8 - 7	+1	
15:18	97 TABOADA R Block			51 MARTINOVIC I Shot centre 9m blocked
15:49		8 - 8	0	6 SOSTARIC M Goal right wing middle left (51 MARTINOVIC I), 102.26 km/h

OFFICIAL PARTNERS



EHF PARTNERS



NATIONAL SUPPLIERS



MON 19 JAN 2026
Start Time: 18:00

Preliminary Round - Group E

Malmö

Match No: 28

Play by Play

NED 29 - 35 CRO

(13 - 15) (16 - 20)

1st HALF

Match Time	NED - Netherlands	Score	Lead	CRO - Croatia
16:27	20 VERSTEIJNEN N Shot right 9m missed			
17:02				41 LUCIN T Shot centre 9m missed
17:18	20 VERSTEIJNEN N Shot right 9m missed			
17:53		8 - 9	-1	51 MARTINOVIC I Goal right 6m bottom left, 52.46 km/h
18:04	5 TEN VELDE R Technical Fault			
18:37		8 - 10	-2	41 LUCIN T Goal left 9m bottom left, 106.87 km/h
19:09	97 TABOADA R Shot left 6m saved middle left			
19:31	15 KOUIJ L Technical Fault			
20:28	97 TABOADA R 2-minutes suspension			
20:54		8 - 11	-3	33 CINDRIC L Goal centre 9m bottom left, 97.03 km/h
21:08	5 TEN VELDE R for 12 DORGELO MR Empty goal			
21:32	15 KOUIJ L Goal centre 6m middle right (3 STAVAST I), 105.16 km/h	9 - 11	-2	
21:32	12 DORGELO MR for 5 TEN VELDE R Goalkeeper back			
21:59		9 - 12	-3	10 SIMIC J Goal centre 6m bottom centre (51 MARTINOVIC I), 38.85 km/h
22:09	5 TEN VELDE R for 12 DORGELO MR Empty goal			
22:32	12 DORGELO MR for 97 TABOADA R Goalkeeper back			
22:36	20 VERSTEIJNEN N Goal flying throw top centre (3 STAVAST I), 47.58 km/h	10 - 12	-2	
23:10				51 MARTINOVIC I Shot centre 9m missed
23:20	14 SCHAGEN B Goal right wing middle left (20 VERSTEIJNEN N), 104.39 km/h	11 - 12	-1	
24:20				41 LUCIN T Technical Fault
24:31	22 STEINS L Shot centre 9m saved bottom centre			
25:11				Team timeout
25:24	97 TABOADA R 2-minutes suspension			
25:44				10 SIMIC J Technical Fault
25:53	5 TEN VELDE R for 12 DORGELO MR Empty goal			
26:32	21 KLEIJKERS M Turnover			
26:38		11 - 13	-2	11 SRNA Z Goal empty goal middle centre, 81.00 km/h
26:38	12 DORGELO MR for 5 TEN VELDE R Goalkeeper back			
26:38	5 TEN VELDE R for 12 DORGELO MR Empty goal			
27:10	3 STAVAST I Goal breakthrough middle right, 48.07 km/h	12 - 13	-1	
27:10	12 DORGELO MR for 5 TEN VELDE R Goalkeeper back			
27:30				41 LUCIN T Shot left 6m saved middle right
28:16		12 - 14	-2	6 SOSTARIC M Goal right 6m bottom right (11 SRNA Z), 91.84 km/h
28:29	20 VERSTEIJNEN N Shot right 6m saved bottom centre			
28:35	3 STAVAST I Goal centre 6m bottom centre, 64.04 km/h	13 - 14	-1	
29:06				11 SRNA Z Shot centre 9m saved bottom left
29:33	22 STEINS L Turnover			
29:41		13 - 15	-2	6 SOSTARIC M Goal fast break middle right (52 SUSNJA L), 100.53 km/h
29:41	Team timeout			
30:00	20 VERSTEIJNEN N Shot right 9m post			

2nd HALF

Match Time	NED - Netherlands	Score	Lead	CRO - Croatia
30:00	12 DORGELO MR Goalkeeper			1 KUZMANOVIC D Goalkeeper
30:32	15 KOUIJ L Goal centre 6m bottom centre (22 STEINS L), 78.79 km/h	14 - 15	-1	
31:05				39 MANDIC D Turnover
31:18	14 SCHAGEN B for 12 DORGELO MR Empty goal			
31:27	12 DORGELO MR for 97 TABOADA R Goalkeeper back			
31:49	14 SCHAGEN B Goal right wing bottom centre (20 VERSTEIJNEN N), 75.52 km/h	15 - 15	0	
32:14		15 - 16	-1	51 MARTINOVIC I Goal right 9m bottom left, 113.68 km/h

OFFICIAL PARTNERS



EHF PARTNERS



NATIONAL SUPPLIERS



Match No: 28

Play by Play

NED 29 - 35 CRO

(13 - 15) (16 - 20)

2nd HALF

Match Time	NED - Netherlands	Score	Lead	CRO - Croatia
33:00	97 TABOADA R Goal breakthrough bottom right, 35.21 km/h	16 - 16	0	
33:34		16 - 17	-1	51 MARTINOVIC I Goal breakthrough bottom left, 115.89 km/h
33:41	97 TABOADA R Shot fast throw off saved bottom left			
34:25		16 - 18	-2	23 RAUZAN Z Goal centre 6m middle left (51 MARTINOVIC I), 41.90 km/h
35:05	22 STEINS L Goal centre 9m middle left (97 TABOADA R), 73.70 km/h	17 - 18	-1	
35:36		17 - 19	-2	51 MARTINOVIC I Goal right 9m middle left, 103.30 km/h
35:47	15 KOOIJ L Goal fast throw off bottom right (20 VERSTEIJNEN N), 79.69 km/h	18 - 19	-1	
36:17				51 MARTINOVIC I Shot right 9m post
36:27	5 TEN VELDE R Goal fast break top left (22 STEINS L), 95.09 km/h	19 - 19	0	
37:05		19 - 20	-1	23 RAUZAN Z Goal centre 6m bottom centre (33 CINDRIC L), 71.32 km/h
37:38				6 SOSTARIC M 2-minutes suspension
37:52	22 STEINS L 7m received			52 SUSNJA L 7m caused
37:56				12 MANDIC M for 1 KUZMANOVIC D Goalkeeper Substitution
37:56	5 TEN VELDE R Goal Penalty shot bottom left (22 STEINS L), 94.86 km/h	20 - 20	0	
38:16				57 GLAVAS F for 12 MANDIC M Empty goal
38:35		20 - 21	-1	11 SRNA Z Goal breakthrough top left, 106.37 km/h
38:35				1 KUZMANOVIC D for 23 RAUZAN Z Goalkeeper back
39:02	3 STAVAST I Shot breakthrough post			
39:13				23 RAUZAN Z for 1 KUZMANOVIC D Empty goal
39:41				1 KUZMANOVIC D for 23 RAUZAN Z Goalkeeper back
39:38				11 SRNA Z Shot breakthrough saved bottom centre
39:52	22 STEINS L 7m received			
39:55	5 TEN VELDE R Goal Penalty shot top right (22 STEINS L), 89.57 km/h	21 - 21	0	
40:22				51 MARTINOVIC I Shot centre 9m saved bottom left
40:50	20 VERSTEIJNEN N Shot right 9m missed			
41:24				33 CINDRIC L Turnover
41:33	20 VERSTEIJNEN N Shot fast break post			
42:06				33 CINDRIC L Shot centre 9m post
42:42	3 STAVAST I Turnover			62 JELINIC M Steal
42:48		21 - 22	-1	57 GLAVAS F Goal fast break middle left, 51.17 km/h
42:58	15 KOOIJ L Goal centre 6m middle right (3 STAVAST I), 94.95 km/h	22 - 22	0	
43:29		22 - 23	-1	57 GLAVAS F Goal right wing middle left (51 MARTINOVIC I), 102.43 km/h
43:41	3 STAVAST I Shot flying throw saved top left			
44:23				23 RAUZAN Z Technical Fault
45:02	20 VERSTEIJNEN N Turnover			
45:07		22 - 24	-2	51 MARTINOVIC I Goal fast break middle left (62 JELINIC M), 83.57 km/h
45:19	20 VERSTEIJNEN N Goal fast break top left, 98.68 km/h	23 - 24	-1	
45:57		23 - 25	-2	11 SRNA Z Goal left 6m bottom right, 76.64 km/h
46:05	5 TEN VELDE R Goal fast throw off middle right (22 STEINS L), 97.49 km/h	24 - 25	-1	
46:43				20 MARAS M Technical Fault
47:12	22 STEINS L Technical Fault			
47:38		24 - 26	-2	41 LUCIN T Goal breakthrough bottom left, 96.33 km/h
48:04				52 SUSNJA L 2-minutes suspension
48:16	97 TABOADA R Goal breakthrough bottom centre, 83.06 km/h	25 - 26	-1	
48:38				23 RAUZAN Z for 1 KUZMANOVIC D Empty goal
49:13		25 - 27	-2	41 LUCIN T Goal left 9m middle left, 104.51 km/h
49:18				1 KUZMANOVIC D for 62 JELINIC M Goalkeeper back
49:28	20 VERSTEIJNEN N for 12 DORGELO MR Empty goal			
49:35	12 DORGELO MR for 3 STAVAST I Goalkeeper back			
49:38				B SIGURDSSON D Warning (yellow card) bench punishment
49:54	20 VERSTEIJNEN N Shot right 6m saved top right			
50:32		25 - 28	-3	51 MARTINOVIC I Goal centre 9m middle right, 91.70 km/h

OFFICIAL PARTNERS



EHF PARTNERS



NATIONAL SUPPLIERS



Match No: 28

Play by Play
NED 29 - 35 CRO
(13 - 15) (16 - 20)

2nd HALF

Match Time	NED - Netherlands	Score	Lead	CRO - Croatia
50:44	3 STAVAST I Technical Fault			
51:24				Team timeout
51:35		25 - 29	-4	51 MARTINOVIC I Goal centre 9m middle right, 93.06 km/h
52:02	97 TABOADA R Technical Fault			
52:40		25 - 30	-5	33 CINDRIC L Goal right 6m bottom right, 98.55 km/h
52:58	11 POL J for 12 DORGELO MR Goalkeeper Substitution			
53:07	3 STAVAST I Goal left 6m bottom right, 88.28 km/h	26 - 30	-4	
53:46	15 KOUIJ L 7m caused			33 CINDRIC L 7m received
53:48		26 - 31	-5	6 SOSTARIC M Goal Penalty shot bottom right (33 CINDRIC L), 102.32 km/h
54:12	Team timeout			
54:57	97 TABOADA R Goal left 9m bottom centre, 115.24 km/h	27 - 31	-4	
55:26				41 LUCIN T Turnover
56:03	5 TEN VELDE R 7m received			52 SUSNJA L 7m caused
56:03				12 MANDIC M for 1 KUZMANOVIC D Goalkeeper Substitution
56:03	5 TEN VELDE R Goal Penalty shot bottom left, 87.63 km/h	28 - 31	-3	
56:16				1 KUZMANOVIC D for 12 MANDIC M Goalkeeper Substitution
56:30		28 - 32	-4	23 RAUZAN Z Goal centre 6m bottom right (62 JELINIC M), 82.58 km/h
57:22	97 TABOADA R Shot left 9m saved bottom centre			
57:42				Team timeout
58:13		28 - 33	-5	62 JELINIC M Goal left wing top left (52 SUSNJA L), 104.60 km/h
58:27	21 KLEJKERS M for 11 POL J Empty goal			
58:36	22 STEINS L Turnover			
58:36	11 POL J for 20 VERSTEIJNEN N Goalkeeper back			
59:01		28 - 34	-6	62 JELINIC M Goal centre 6m bottom left (57 GLAVAS F), 94.88 km/h
59:13	14 SCHAGEN B for 11 POL J Empty goal			
59:35	15 KOUIJ L Goal left 6m middle right (20 VERSTEIJNEN N), 99.53 km/h	29 - 34	-5	
59:39	11 POL J for 14 SCHAGEN B Goalkeeper back			
59:59		29 - 35	-6	11 SRNA Z Goal breakthrough top left, 114.41 km/h

OFFICIAL PARTNERS



EHF PARTNERS



NATIONAL SUPPLIERS



Empty Goal Analysis

Malmö

Match No: 28

NED 29 - 35 CRO

(13 - 15) (16 - 20)

Referees: SCHULZE Robert (GER) / TÖNNIES Tobias (GER)

ATTACKS DURING OWN EMPTY GOAL SITUATION

Players on Court	Attacks		Goals		Saves		Missed		Blocked		Post		Turnovers		Scoring Efficiency		Goals Against	
	NED	CRO	NED	CRO	NED	CRO	NED	CRO	NED	CRO	NED	CRO	NED	CRO	NED	CRO	NED	CRO
7 Against 6	3	1	2			1							1		67	0		
6 Against 6	3	2	2	2									1		67	100	1	
Others																		
Total:	6	3	4	2		1							2		67	67	1	

GOALS/ATTACKS DURING OWN EMPTY GOAL SITUATION - ANALYSIS OF OCCURRENCE (in 5 min intervals)

Players on Court	1st Half											
	0-5		5-10		10-15		15-20		20-25		25-30	
	NED	CRO	NED	CRO	NED	CRO	NED	CRO	NED	CRO	NED	CRO
7 Against 6									1/1			
6 Against 6									1/1		1/2	
Others												
Total:									2/2		1/2	

Players on Court	2nd Half											
	30-35		35-40		40-45		45-50		50-55		55-60	
	NED	CRO	NED	CRO	NED	CRO	NED	CRO	NED	CRO	NED	CRO
7 Against 6				0/1							1/2	
6 Against 6				1/1			1/1					
Others												
Total:				1/2			1/1				1/2	

GOALS/ATTACKS DURING OWN EMPTY GOAL SITUATION - ANALYSIS BY DURATION

Team	<15 sec.	15-30 sec.	30-45 sec.	45-60 sec.	>60 sec.
NED	0/1	3/3	1/2		
CRO		1/2	1/1		

SUBSTITUTION SUMMARY

Players	NED	CRO
Goalkeeper <-> Goalkeeper	1	3
Court Player <-> Goalkeeper	16	6
Court Player <-> Court Player	128	158
Total:	145	167

OFFICIAL PARTNERS



EHF PARTNERS



NATIONAL SUPPLIERS



Line-Up Analysis

Malmö

Match No: 28

Attendance: 7.215

NED 29 - 35 CRO

NED - Netherlands

Lineup efficiency							Time Played	GF	GA
3 STAVAST I	5 TEN VELDE R	12 DORGELO MR	15 KOOIJ L	22 STEINS L	34 JANSEN T	97 TABOADA R	8:55	5	8
12 DORGELO MR	14 SCHAGEN B	15 KOOIJ L	20 VERSTEIJNEN N	22 STEINS L	77 BAIJENS D	97 TABOADA R	7:45	1	7
5 TEN VELDE R	12 DORGELO MR	14 SCHAGEN B	15 KOOIJ L	20 VERSTEIJNEN N	22 STEINS L	77 BAIJENS D	7:05	5	1
5 TEN VELDE R	12 DORGELO MR	14 SCHAGEN B	15 KOOIJ L	20 VERSTEIJNEN N	22 STEINS L	97 TABOADA R	4:25	4	0
3 STAVAST I	5 TEN VELDE R	12 DORGELO MR	14 SCHAGEN B	15 KOOIJ L	20 VERSTEIJNEN N	22 STEINS L	3:59	3	2
3 STAVAST I	12 DORGELO MR	14 SCHAGEN B	20 VERSTEIJNEN N	21 KLEIJKERS M	22 STEINS L	97 TABOADA R	3:36	3	1
5 TEN VELDE R	12 DORGELO MR	14 SCHAGEN B	15 KOOIJ L	20 VERSTEIJNEN N	77 BAIJENS D	97 TABOADA R	3:06	1	2
5 TEN VELDE R	12 DORGELO MR	15 KOOIJ L	20 VERSTEIJNEN N	22 STEINS L	34 JANSEN T	97 TABOADA R	2:34	0	4
3 STAVAST I	12 DORGELO MR	14 SCHAGEN B	15 KOOIJ L	20 VERSTEIJNEN N	22 STEINS L	97 TABOADA R	2:07	0	2
3 STAVAST I	5 TEN VELDE R	11 POL J	14 SCHAGEN B	20 VERSTEIJNEN N	22 STEINS L	97 TABOADA R	1:55	1	0
3 STAVAST I	5 TEN VELDE R	11 POL J	15 KOOIJ L	20 VERSTEIJNEN N	22 STEINS L	97 TABOADA R	1:53	1	2
3 STAVAST I	5 TEN VELDE R	14 SCHAGEN B	20 VERSTEIJNEN N	21 KLEIJKERS M	22 STEINS L	97 TABOADA R	1:34	1	1
3 STAVAST I	5 TEN VELDE R	12 DORGELO MR	15 KOOIJ L	20 VERSTEIJNEN N	34 JANSEN T	97 TABOADA R	1:28	0	0
3 STAVAST I	12 DORGELO MR	14 SCHAGEN B	21 KLEIJKERS M	22 STEINS L	34 JANSEN T	97 TABOADA R	1:16	0	0
3 STAVAST I	5 TEN VELDE R	12 DORGELO MR	14 SCHAGEN B	15 KOOIJ L	34 JANSEN T	97 TABOADA R	1:08	1	0
3 STAVAST I	5 TEN VELDE R	12 DORGELO MR	14 SCHAGEN B	20 VERSTEIJNEN N	21 KLEIJKERS M	22 STEINS L	0:58	0	1
3 STAVAST I	5 TEN VELDE R	12 DORGELO MR	15 KOOIJ L	20 VERSTEIJNEN N	22 STEINS L	97 TABOADA R	0:54	0	0
3 STAVAST I	5 TEN VELDE R	11 POL J	15 KOOIJ L	22 STEINS L	34 JANSEN T	97 TABOADA R	0:46	1	1
3 STAVAST I	5 TEN VELDE R	11 POL J	15 KOOIJ L	21 KLEIJKERS M	22 STEINS L	97 TABOADA R	0:46	0	2
5 TEN VELDE R	11 POL J	14 SCHAGEN B	15 KOOIJ L	20 VERSTEIJNEN N	22 STEINS L	97 TABOADA R	0:45	0	0
5 TEN VELDE R	14 SCHAGEN B	15 KOOIJ L	20 VERSTEIJNEN N	21 KLEIJKERS M	22 STEINS L	97 TABOADA R	0:33	1	0
3 STAVAST I	5 TEN VELDE R	14 SCHAGEN B	15 KOOIJ L	20 VERSTEIJNEN N	22 STEINS L	97 TABOADA R	0:32	1	0
3 STAVAST I	5 TEN VELDE R	12 DORGELO MR	14 SCHAGEN B	15 KOOIJ L	22 STEINS L	97 TABOADA R	0:29	0	1
3 STAVAST I	5 TEN VELDE R	12 DORGELO MR	14 SCHAGEN B	20 VERSTEIJNEN N	22 STEINS L	97 TABOADA R	0:29	0	0
5 TEN VELDE R	12 DORGELO MR	14 SCHAGEN B	21 KLEIJKERS M	22 STEINS L	34 JANSEN T	97 TABOADA R	0:21	0	0
3 STAVAST I	5 TEN VELDE R	11 POL J	14 SCHAGEN B	15 KOOIJ L	20 VERSTEIJNEN N	97 TABOADA R	0:10	0	0
5 TEN VELDE R	11 POL J	14 SCHAGEN B	15 KOOIJ L	21 KLEIJKERS M	22 STEINS L	97 TABOADA R	0:09	0	0
3 STAVAST I	5 TEN VELDE R	14 SCHAGEN B	15 KOOIJ L	22 STEINS L	34 JANSEN T	97 TABOADA R	0:07	0	0
3 STAVAST I	5 TEN VELDE R	15 KOOIJ L	20 VERSTEIJNEN N	22 STEINS L	34 JANSEN T	97 TABOADA R	0:07	0	0
3 STAVAST I	5 TEN VELDE R	12 DORGELO MR	14 SCHAGEN B	15 KOOIJ L	20 VERSTEIJNEN N	97 TABOADA R	0:03	0	0
5 TEN VELDE R	11 POL J	15 KOOIJ L	20 VERSTEIJNEN N	21 KLEIJKERS M	22 STEINS L	97 TABOADA R	0:03	0	0
3 STAVAST I	5 TEN VELDE R	14 SCHAGEN B	15 KOOIJ L	21 KLEIJKERS M	22 STEINS L	97 TABOADA R	0:02	0	0

Score development							Time Played	G Diff.
5 TEN VELDE R	12 DORGELO MR	14 SCHAGEN B	15 KOOIJ L	20 VERSTEIJNEN N	22 STEINS L	97 TABOADA R	4:25	+4
5 TEN VELDE R	12 DORGELO MR	14 SCHAGEN B	15 KOOIJ L	20 VERSTEIJNEN N	22 STEINS L	77 BAIJENS D	7:05	+4
3 STAVAST I	12 DORGELO MR	14 SCHAGEN B	20 VERSTEIJNEN N	21 KLEIJKERS M	22 STEINS L	97 TABOADA R	3:36	+2
3 STAVAST I	5 TEN VELDE R	14 SCHAGEN B	15 KOOIJ L	20 VERSTEIJNEN N	22 STEINS L	97 TABOADA R	0:32	+1
5 TEN VELDE R	14 SCHAGEN B	15 KOOIJ L	20 VERSTEIJNEN N	21 KLEIJKERS M	22 STEINS L	97 TABOADA R	0:33	+1
3 STAVAST I	5 TEN VELDE R	12 DORGELO MR	14 SCHAGEN B	15 KOOIJ L	34 JANSEN T	97 TABOADA R	1:08	+1
3 STAVAST I	5 TEN VELDE R	11 POL J	14 SCHAGEN B	20 VERSTEIJNEN N	22 STEINS L	97 TABOADA R	1:55	+1
3 STAVAST I	5 TEN VELDE R	12 DORGELO MR	14 SCHAGEN B	15 KOOIJ L	20 VERSTEIJNEN N	22 STEINS L	3:59	+1
3 STAVAST I	5 TEN VELDE R	14 SCHAGEN B	15 KOOIJ L	21 KLEIJKERS M	22 STEINS L	97 TABOADA R	0:02	0
3 STAVAST I	5 TEN VELDE R	12 DORGELO MR	14 SCHAGEN B	15 KOOIJ L	20 VERSTEIJNEN N	97 TABOADA R	0:03	0
5 TEN VELDE R	11 POL J	15 KOOIJ L	20 VERSTEIJNEN N	22 STEINS L	34 JANSEN T	97 TABOADA R	0:03	0
3 STAVAST I	5 TEN VELDE R	14 SCHAGEN B	15 KOOIJ L	22 STEINS L	34 JANSEN T	97 TABOADA R	0:07	0
5 TEN VELDE R	11 POL J	14 SCHAGEN B	15 KOOIJ L	21 KLEIJKERS M	22 STEINS L	97 TABOADA R	0:09	0
3 STAVAST I	5 TEN VELDE R	11 POL J	14 SCHAGEN B	15 KOOIJ L	20 VERSTEIJNEN N	97 TABOADA R	0:10	0
5 TEN VELDE R	12 DORGELO MR	14 SCHAGEN B	21 KLEIJKERS M	22 STEINS L	34 JANSEN T	97 TABOADA R	0:21	0
3 STAVAST I	5 TEN VELDE R	12 DORGELO MR	14 SCHAGEN B	20 VERSTEIJNEN N	22 STEINS L	97 TABOADA R	0:29	0
5 TEN VELDE R	11 POL J	14 SCHAGEN B	15 KOOIJ L	20 VERSTEIJNEN N	22 STEINS L	97 TABOADA R	0:45	0
3 STAVAST I	5 TEN VELDE R	11 POL J	15 KOOIJ L	22 STEINS L	34 JANSEN T	97 TABOADA R	0:46	0

OFFICIAL PARTNERS



EHF PARTNERS



NATIONAL SUPPLIERS



Line-Up Analysis

NED 29 - 35 CRO

NED - Netherlands

Score development								Time Played	G Diff.
3 STAVAST I	5 TEN VELDE R	12 DORGELO MR	15 KOUIJ L	20 VERSTEIJNEN N	22 STEINS L	97 TABOADA R		0:54	0
3 STAVAST I	12 DORGELO MR	14 SCHAGEN B	21 KLEIJKERS M	22 STEINS L	34 JANSEN T	97 TABOADA R		1:16	0
3 STAVAST I	5 TEN VELDE R	12 DORGELO MR	15 KOUIJ L	20 VERSTEIJNEN N	34 JANSEN T	97 TABOADA R		1:28	0
3 STAVAST I	5 TEN VELDE R	14 SCHAGEN B	20 VERSTEIJNEN N	21 KLEIJKERS M	22 STEINS L	97 TABOADA R		1:34	0
3 STAVAST I	5 TEN VELDE R	12 DORGELO MR	14 SCHAGEN B	15 KOUIJ L	22 STEINS L	97 TABOADA R		0:29	-1
3 STAVAST I	5 TEN VELDE R	12 DORGELO MR	14 SCHAGEN B	20 VERSTEIJNEN N	21 KLEIJKERS M	22 STEINS L		0:58	-1
3 STAVAST I	5 TEN VELDE R	11 POL J	15 KOUIJ L	20 VERSTEIJNEN N	22 STEINS L	97 TABOADA R		1:53	-1
5 TEN VELDE R	12 DORGELO MR	14 SCHAGEN B	15 KOUIJ L	20 VERSTEIJNEN N	77 BAIJENS D	97 TABOADA R		3:06	-1
3 STAVAST I	5 TEN VELDE R	11 POL J	15 KOUIJ L	21 KLEIJKERS M	22 STEINS L	97 TABOADA R		0:46	-2
3 STAVAST I	12 DORGELO MR	14 SCHAGEN B	15 KOUIJ L	20 VERSTEIJNEN N	22 STEINS L	97 TABOADA R		2:07	-2
3 STAVAST I	5 TEN VELDE R	12 DORGELO MR	15 KOUIJ L	22 STEINS L	34 JANSEN T	97 TABOADA R		8:55	-3
5 TEN VELDE R	12 DORGELO MR	15 KOUIJ L	20 VERSTEIJNEN N	22 STEINS L	34 JANSEN T	97 TABOADA R		2:34	-4
12 DORGELO MR	14 SCHAGEN B	15 KOUIJ L	20 VERSTEIJNEN N	22 STEINS L	77 BAIJENS D	97 TABOADA R		7:45	-6

Empty Goal								Time Played	GF	GA
3 STAVAST I	5 TEN VELDE R	14 SCHAGEN B	20 VERSTEIJNEN N	21 KLEIJKERS M	22 STEINS L	97 TABOADA R		1:34	1	1
5 TEN VELDE R	14 SCHAGEN B	15 KOUIJ L	20 VERSTEIJNEN N	21 KLEIJKERS M	22 STEINS L	97 TABOADA R		0:33	1	0
3 STAVAST I	5 TEN VELDE R	14 SCHAGEN B	15 KOUIJ L	20 VERSTEIJNEN N	22 STEINS L	97 TABOADA R		0:32	1	0
3 STAVAST I	5 TEN VELDE R	14 SCHAGEN B	15 KOUIJ L	22 STEINS L	34 JANSEN T	97 TABOADA R		0:07	0	0
3 STAVAST I	5 TEN VELDE R	15 KOUIJ L	20 VERSTEIJNEN N	22 STEINS L	34 JANSEN T	97 TABOADA R		0:07	0	0
3 STAVAST I	5 TEN VELDE R	14 SCHAGEN B	15 KOUIJ L	21 KLEIJKERS M	22 STEINS L	97 TABOADA R		0:02	0	0

OFFICIAL PARTNERS



EHF PARTNERS



NATIONAL SUPPLIERS



Preliminary Round - Group E

Line-Up Analysis

Malmö

Match No: 28

Attendance: 7.215

NED 29 - 35 CRO

CRO - Croatia

Lineup efficiency							Time Played	GF	GA
1 KUZMANOVIC D	6 SOSTARIC M	11 SRNA Z	23 RAUZAN Z	33 CINDRIC L	39 MANDIC D	51 MARTINOVIC I	11:36	9	4
1 KUZMANOVIC D	6 SOSTARIC M	10 SIMIC J	33 CINDRIC L	39 MANDIC D	41 LUCIN T	51 MARTINOVIC I	6:45	4	1
1 KUZMANOVIC D	6 SOSTARIC M	11 SRNA Z	30 MAMIC M	33 CINDRIC L	39 MANDIC D	52 SUSNJA L	3:19	1	4
1 KUZMANOVIC D	11 SRNA Z	30 MAMIC M	51 MARTINOVIC I	52 SUSNJA L	57 GLAVAS F	62 JELINIC M	3:03	2	2
1 KUZMANOVIC D	6 SOSTARIC M	11 SRNA Z	30 MAMIC M	39 MANDIC D	51 MARTINOVIC I	52 SUSNJA L	2:49	0	3
1 KUZMANOVIC D	11 SRNA Z	23 RAUZAN Z	33 CINDRIC L	51 MARTINOVIC I	57 GLAVAS F	62 JELINIC M	2:14	4	0
1 KUZMANOVIC D	6 SOSTARIC M	11 SRNA Z	30 MAMIC M	39 MANDIC D	41 LUCIN T	52 SUSNJA L	2:11	2	2
1 KUZMANOVIC D	23 RAUZAN Z	33 CINDRIC L	41 LUCIN T	51 MARTINOVIC I	57 GLAVAS F	62 JELINIC M	2:08	2	0
1 KUZMANOVIC D	6 SOSTARIC M	11 SRNA Z	33 CINDRIC L	39 MANDIC D	51 MARTINOVIC I	57 GLAVAS F	1:47	0	1
1 KUZMANOVIC D	11 SRNA Z	23 RAUZAN Z	41 LUCIN T	51 MARTINOVIC I	57 GLAVAS F	62 JELINIC M	1:41	1	0
1 KUZMANOVIC D	6 SOSTARIC M	11 SRNA Z	23 RAUZAN Z	39 MANDIC D	41 LUCIN T	51 MARTINOVIC I	1:25	1	0
1 KUZMANOVIC D	20 MARAS M	30 MAMIC M	41 LUCIN T	52 SUSNJA L	57 GLAVAS F	62 JELINIC M	1:19	0	1
1 KUZMANOVIC D	6 SOSTARIC M	11 SRNA Z	33 CINDRIC L	39 MANDIC D	51 MARTINOVIC I	52 SUSNJA L	1:16	2	0
1 KUZMANOVIC D	6 SOSTARIC M	10 SIMIC J	30 MAMIC M	33 CINDRIC L	39 MANDIC D	52 SUSNJA L	1:15	0	2
1 KUZMANOVIC D	6 SOSTARIC M	10 SIMIC J	33 CINDRIC L	39 MANDIC D	41 LUCIN T	52 SUSNJA L	1:07	1	0
1 KUZMANOVIC D	11 SRNA Z	30 MAMIC M	41 LUCIN T	52 SUSNJA L	57 GLAVAS F	62 JELINIC M	1:02	0	1
1 KUZMANOVIC D	20 MARAS M	23 RAUZAN Z	33 CINDRIC L	41 LUCIN T	57 GLAVAS F	62 JELINIC M	0:57	1	0
1 KUZMANOVIC D	6 SOSTARIC M	10 SIMIC J	11 SRNA Z	39 MANDIC D	41 LUCIN T	51 MARTINOVIC I	0:51	0	0
6 SOSTARIC M	11 SRNA Z	23 RAUZAN Z	33 CINDRIC L	39 MANDIC D	51 MARTINOVIC I	57 GLAVAS F	0:47	1	0
1 KUZMANOVIC D	33 CINDRIC L	41 LUCIN T	51 MARTINOVIC I	52 SUSNJA L	57 GLAVAS F	62 JELINIC M	0:45	0	0
1 KUZMANOVIC D	6 SOSTARIC M	10 SIMIC J	30 MAMIC M	39 MANDIC D	41 LUCIN T	52 SUSNJA L	0:43	0	0
1 KUZMANOVIC D	11 SRNA Z	23 RAUZAN Z	30 MAMIC M	39 MANDIC D	51 MARTINOVIC I	52 SUSNJA L	0:42	0	1
1 KUZMANOVIC D	11 SRNA Z	41 LUCIN T	51 MARTINOVIC I	52 SUSNJA L	57 GLAVAS F	62 JELINIC M	0:42	0	0
1 KUZMANOVIC D	6 SOSTARIC M	11 SRNA Z	23 RAUZAN Z	39 MANDIC D	51 MARTINOVIC I	52 SUSNJA L	0:40	0	0
1 KUZMANOVIC D	11 SRNA Z	30 MAMIC M	23 CINDRIC L	51 MARTINOVIC I	52 SUSNJA L	62 JELINIC M	0:37	0	1
1 KUZMANOVIC D	30 MAMIC M	33 CINDRIC L	41 LUCIN T	51 MARTINOVIC I	52 SUSNJA L	57 GLAVAS F	0:35	0	0
1 KUZMANOVIC D	11 SRNA Z	23 RAUZAN Z	33 CINDRIC L	39 MANDIC D	51 MARTINOVIC I	57 GLAVAS F	0:33	0	0
1 KUZMANOVIC D	11 SRNA Z	23 RAUZAN Z	39 MANDIC D	51 MARTINOVIC I	52 SUSNJA L	57 GLAVAS F	0:32	0	0
1 KUZMANOVIC D	23 RAUZAN Z	33 CINDRIC L	41 LUCIN T	52 SUSNJA L	57 GLAVAS F	62 JELINIC M	0:31	1	1
1 KUZMANOVIC D	11 SRNA Z	30 MAMIC M	33 CINDRIC L	39 MANDIC D	51 MARTINOVIC I	52 SUSNJA L	0:29	0	0
1 KUZMANOVIC D	6 SOSTARIC M	30 MAMIC M	33 CINDRIC L	39 MANDIC D	41 LUCIN T	52 SUSNJA L	0:29	0	1
1 KUZMANOVIC D	11 SRNA Z	20 MARAS M	23 RAUZAN Z	41 LUCIN T	57 GLAVAS F	62 JELINIC M	0:26	1	0
1 KUZMANOVIC D	6 SOSTARIC M	10 SIMIC J	39 MANDIC D	41 LUCIN T	51 MARTINOVIC I	52 SUSNJA L	0:24	0	1
20 MARAS M	23 RAUZAN Z	33 CINDRIC L	41 LUCIN T	52 SUSNJA L	57 GLAVAS F	62 JELINIC M	0:24	0	0
1 KUZMANOVIC D	6 SOSTARIC M	11 SRNA Z	23 RAUZAN Z	33 CINDRIC L	39 MANDIC D	52 SUSNJA L	0:21	0	0
1 KUZMANOVIC D	10 SIMIC J	11 SRNA Z	30 MAMIC M	39 MANDIC D	41 LUCIN T	51 MARTINOVIC I	0:21	0	0
1 KUZMANOVIC D	6 SOSTARIC M	11 SRNA Z	30 MAMIC M	52 SUSNJA L	57 GLAVAS F	62 JELINIC M	0:21	1	0
1 KUZMANOVIC D	10 SIMIC J	11 SRNA Z	30 MAMIC M	39 MANDIC D	41 LUCIN T	52 SUSNJA L	0:19	0	0
6 SOSTARIC M	11 SRNA Z	12 MANDIC M	30 MAMIC M	39 MANDIC D	51 MARTINOVIC I	52 SUSNJA L	0:17	0	1
23 RAUZAN Z	33 CINDRIC L	41 LUCIN T	51 MARTINOVIC I	52 SUSNJA L	57 GLAVAS F	62 JELINIC M	0:16	1	0
1 KUZMANOVIC D	10 SIMIC J	30 MAMIC M	33 CINDRIC L	39 MANDIC D	41 LUCIN T	52 SUSNJA L	0:15	0	0
1 KUZMANOVIC D	10 SIMIC J	30 MAMIC M	33 CINDRIC L	39 MANDIC D	41 LUCIN T	51 MARTINOVIC I	0:15	0	0
1 KUZMANOVIC D	11 SRNA Z	20 MARAS M	30 MAMIC M	52 SUSNJA L	57 GLAVAS F	62 JELINIC M	0:15	0	1
11 SRNA Z	12 MANDIC M	30 MAMIC M	51 MARTINOVIC I	52 SUSNJA L	57 GLAVAS F	62 JELINIC M	0:13	0	1
1 KUZMANOVIC D	6 SOSTARIC M	10 SIMIC J	33 CINDRIC L	39 MANDIC D	51 MARTINOVIC I	52 SUSNJA L	0:11	0	0
1 KUZMANOVIC D	23 RAUZAN Z	41 LUCIN T	51 MARTINOVIC I	52 SUSNJA L	57 GLAVAS F	62 JELINIC M	0:10	0	0
1 KUZMANOVIC D	30 MAMIC M	33 CINDRIC L	41 LUCIN T	51 MARTINOVIC I	57 GLAVAS F	62 JELINIC M	0:09	0	0
1 KUZMANOVIC D	10 SIMIC J	30 MAMIC M	33 CINDRIC L	39 MANDIC D	51 MARTINOVIC I	52 SUSNJA L	0:07	0	0
1 KUZMANOVIC D	30 MAMIC M	41 LUCIN T	51 MARTINOVIC I	52 SUSNJA L	57 GLAVAS F	62 JELINIC M	0:07	0	0
1 KUZMANOVIC D	11 SRNA Z	23 RAUZAN Z	30 MAMIC M	33 CINDRIC L	39 MANDIC D	52 SUSNJA L	0:06	0	0
1 KUZMANOVIC D	23 RAUZAN Z	33 CINDRIC L	41 LUCIN T	51 MARTINOVIC I	52 SUSNJA L	57 GLAVAS F	0:05	0	0
6 SOSTARIC M	11 SRNA Z	12 MANDIC M	23 RAUZAN Z	33 CINDRIC L	39 MANDIC D	51 MARTINOVIC I	0:03	0	0
1 KUZMANOVIC D	6 SOSTARIC M	30 MAMIC M	33 CINDRIC L	52 SUSNJA L	57 GLAVAS F	62 JELINIC M	0:03	0	0
1 KUZMANOVIC D	20 MARAS M	33 CINDRIC L	41 LUCIN T	52 SUSNJA L	57 GLAVAS F	62 JELINIC M	0:02	0	0

OFFICIAL PARTNERS



EHF PARTNERS



NATIONAL SUPPLIERS



Line-Up Analysis

Malmö

Match No: 28

Attendance: 7.215

NED 29 - 35 CRO

CRO - Croatia

Score development							Time Played	G Diff.
1 KUZMANOVIC D	6 SOSTARIC M	11 SRNA Z	23 RAUZAN Z	33 CINDRIC L	39 MANDIC D	51 MARTINOVIC I	11:36	+5
1 KUZMANOVIC D	11 SRNA Z	23 RAUZAN Z	33 CINDRIC L	51 MARTINOVIC I	57 GLAVAS F	62 JELINIC M	2:14	+4
1 KUZMANOVIC D	6 SOSTARIC M	10 SIMIC J	33 CINDRIC L	39 MANDIC D	41 LUCIN T	51 MARTINOVIC I	6:45	+3
1 KUZMANOVIC D	6 SOSTARIC M	11 SRNA Z	33 CINDRIC L	39 MANDIC D	51 MARTINOVIC I	52 SUSNJA L	1:16	+2
1 KUZMANOVIC D	23 RAUZAN Z	33 CINDRIC L	41 LUCIN T	51 MARTINOVIC I	57 GLAVAS F	62 JELINIC M	2:08	+2
23 RAUZAN Z	33 CINDRIC L	41 LUCIN T	51 MARTINOVIC I	52 SUSNJA L	57 GLAVAS F	62 JELINIC M	0:16	+1
1 KUZMANOVIC D	6 SOSTARIC M	11 SRNA Z	30 MAMIC M	52 SUSNJA L	57 GLAVAS F	62 JELINIC M	0:21	+1
1 KUZMANOVIC D	11 SRNA Z	20 MARAS M	23 RAUZAN Z	41 LUCIN T	57 GLAVAS F	62 JELINIC M	0:26	+1
6 SOSTARIC M	11 SRNA Z	23 RAUZAN Z	33 CINDRIC L	39 MANDIC D	51 MARTINOVIC I	57 GLAVAS F	0:47	+1
1 KUZMANOVIC D	20 MARAS M	23 RAUZAN Z	33 CINDRIC L	41 LUCIN T	57 GLAVAS F	62 JELINIC M	0:57	+1
1 KUZMANOVIC D	6 SOSTARIC M	10 SIMIC J	33 CINDRIC L	39 MANDIC D	41 LUCIN T	52 SUSNJA L	1:07	+1
1 KUZMANOVIC D	6 SOSTARIC M	11 SRNA Z	23 RAUZAN Z	39 MANDIC D	41 LUCIN T	51 MARTINOVIC I	1:25	+1
1 KUZMANOVIC D	11 SRNA Z	23 RAUZAN Z	41 LUCIN T	51 MARTINOVIC I	57 GLAVAS F	62 JELINIC M	1:41	+1
1 KUZMANOVIC D	20 MARAS M	33 CINDRIC L	41 LUCIN T	52 SUSNJA L	57 GLAVAS F	62 JELINIC M	0:02	0
6 SOSTARIC M	11 SRNA Z	12 MANDIC M	23 RAUZAN Z	33 CINDRIC L	39 MANDIC D	51 MARTINOVIC I	0:03	0
1 KUZMANOVIC D	6 SOSTARIC M	30 MAMIC M	33 CINDRIC L	52 SUSNJA L	57 GLAVAS F	62 JELINIC M	0:03	0
1 KUZMANOVIC D	23 RAUZAN Z	33 CINDRIC L	41 LUCIN T	51 MARTINOVIC I	52 SUSNJA L	57 GLAVAS F	0:05	0
1 KUZMANOVIC D	11 SRNA Z	23 RAUZAN Z	30 MAMIC M	33 CINDRIC L	39 MANDIC D	52 SUSNJA L	0:06	0
1 KUZMANOVIC D	10 SIMIC J	30 MAMIC M	33 CINDRIC L	39 MANDIC D	51 MARTINOVIC I	52 SUSNJA L	0:07	0
1 KUZMANOVIC D	30 MAMIC M	41 LUCIN T	51 MARTINOVIC I	52 SUSNJA L	57 GLAVAS F	62 JELINIC M	0:07	0
1 KUZMANOVIC D	30 MAMIC M	33 CINDRIC L	41 LUCIN T	51 MARTINOVIC I	57 GLAVAS F	62 JELINIC M	0:09	0
1 KUZMANOVIC D	23 RAUZAN Z	41 LUCIN T	51 MARTINOVIC I	52 SUSNJA L	57 GLAVAS F	62 JELINIC M	0:10	0
1 KUZMANOVIC D	6 SOSTARIC M	10 SIMIC J	33 CINDRIC L	39 MANDIC D	51 MARTINOVIC I	52 SUSNJA L	0:11	0
1 KUZMANOVIC D	10 SIMIC J	30 MAMIC M	33 CINDRIC L	39 MANDIC D	41 LUCIN T	52 SUSNJA L	0:15	0
1 KUZMANOVIC D	10 SIMIC J	30 MAMIC M	33 CINDRIC L	39 MANDIC D	41 LUCIN T	51 MARTINOVIC I	0:15	0
1 KUZMANOVIC D	10 SIMIC J	11 SRNA Z	30 MAMIC M	39 MANDIC D	41 LUCIN T	52 SUSNJA L	0:19	0
1 KUZMANOVIC D	6 SOSTARIC M	11 SRNA Z	23 RAUZAN Z	33 CINDRIC L	39 MANDIC D	52 SUSNJA L	0:21	0
1 KUZMANOVIC D	10 SIMIC J	11 SRNA Z	30 MAMIC M	39 MANDIC D	41 LUCIN T	51 MARTINOVIC I	0:21	0
20 MARAS M	23 RAUZAN Z	33 CINDRIC L	41 LUCIN T	52 SUSNJA L	57 GLAVAS F	62 JELINIC M	0:24	0
1 KUZMANOVIC D	11 SRNA Z	30 MAMIC M	33 CINDRIC L	39 MANDIC D	51 MARTINOVIC I	52 SUSNJA L	0:29	0
1 KUZMANOVIC D	23 RAUZAN Z	33 CINDRIC L	41 LUCIN T	52 SUSNJA L	57 GLAVAS F	62 JELINIC M	0:31	0
1 KUZMANOVIC D	11 SRNA Z	23 RAUZAN Z	39 MANDIC D	51 MARTINOVIC I	52 SUSNJA L	57 GLAVAS F	0:32	0
1 KUZMANOVIC D	11 SRNA Z	23 RAUZAN Z	33 CINDRIC L	39 MANDIC D	51 MARTINOVIC I	57 GLAVAS F	0:33	0
1 KUZMANOVIC D	30 MAMIC M	33 CINDRIC L	41 LUCIN T	51 MARTINOVIC I	52 SUSNJA L	57 GLAVAS F	0:35	0
1 KUZMANOVIC D	6 SOSTARIC M	11 SRNA Z	23 RAUZAN Z	39 MANDIC D	51 MARTINOVIC I	52 SUSNJA L	0:40	0
1 KUZMANOVIC D	11 SRNA Z	41 LUCIN T	51 MARTINOVIC I	52 SUSNJA L	57 GLAVAS F	62 JELINIC M	0:42	0
1 KUZMANOVIC D	6 SOSTARIC M	10 SIMIC J	30 MAMIC M	39 MANDIC D	41 LUCIN T	52 SUSNJA L	0:43	0
1 KUZMANOVIC D	33 CINDRIC L	41 LUCIN T	51 MARTINOVIC I	52 SUSNJA L	57 GLAVAS F	62 JELINIC M	0:45	0
1 KUZMANOVIC D	6 SOSTARIC M	10 SIMIC J	11 SRNA Z	39 MANDIC D	41 LUCIN T	51 MARTINOVIC I	0:51	0
1 KUZMANOVIC D	6 SOSTARIC M	11 SRNA Z	30 MAMIC M	39 MANDIC D	41 LUCIN T	52 SUSNJA L	2:11	0
1 KUZMANOVIC D	11 SRNA Z	30 MAMIC M	51 MARTINOVIC I	52 SUSNJA L	57 GLAVAS F	62 JELINIC M	3:03	0
11 SRNA Z	12 MANDIC M	30 MAMIC M	51 MARTINOVIC I	52 SUSNJA L	57 GLAVAS F	62 JELINIC M	0:13	-1
1 KUZMANOVIC D	11 SRNA Z	20 MARAS M	30 MAMIC M	52 SUSNJA L	57 GLAVAS F	62 JELINIC M	0:15	-1
6 SOSTARIC M	11 SRNA Z	12 MANDIC M	30 MAMIC M	39 MANDIC D	51 MARTINOVIC I	52 SUSNJA L	0:17	-1
1 KUZMANOVIC D	6 SOSTARIC M	10 SIMIC J	39 MANDIC D	41 LUCIN T	51 MARTINOVIC I	52 SUSNJA L	0:24	-1
1 KUZMANOVIC D	6 SOSTARIC M	30 MAMIC M	33 CINDRIC L	39 MANDIC D	41 LUCIN T	52 SUSNJA L	0:29	-1
1 KUZMANOVIC D	11 SRNA Z	30 MAMIC M	33 CINDRIC L	51 MARTINOVIC I	52 SUSNJA L	62 JELINIC M	0:37	-1
1 KUZMANOVIC D	11 SRNA Z	23 RAUZAN Z	30 MAMIC M	39 MANDIC D	51 MARTINOVIC I	52 SUSNJA L	0:42	-1
1 KUZMANOVIC D	11 SRNA Z	30 MAMIC M	41 LUCIN T	52 SUSNJA L	57 GLAVAS F	62 JELINIC M	1:02	-1
1 KUZMANOVIC D	20 MARAS M	30 MAMIC M	41 LUCIN T	52 SUSNJA L	57 GLAVAS F	62 JELINIC M	1:19	-1
1 KUZMANOVIC D	6 SOSTARIC M	11 SRNA Z	33 CINDRIC L	39 MANDIC D	51 MARTINOVIC I	57 GLAVAS F	1:47	-1
1 KUZMANOVIC D	6 SOSTARIC M	10 SIMIC J	30 MAMIC M	33 CINDRIC L	39 MANDIC D	52 SUSNJA L	1:15	-2
1 KUZMANOVIC D	6 SOSTARIC M	11 SRNA Z	30 MAMIC M	39 MANDIC D	51 MARTINOVIC I	52 SUSNJA L	2:49	-3
1 KUZMANOVIC D	6 SOSTARIC M	11 SRNA Z	30 MAMIC M	33 CINDRIC L	39 MANDIC D	52 SUSNJA L	3:19	-3

OFFICIAL PARTNERS



EHF PARTNERS



NATIONAL SUPPLIERS



Match No: 28

Line-Up Analysis
NED 29 - 35 CRO

Malmö
Attendance: 7.215

CRO - Croatia

Empty Goal							Time Played	GF	GA
6 SOSTARIC M	11 SRNA Z	23 RAUZAN Z	33 CINDRIC L	39 MANDIC D	51 MARTINOVIC I	57 GLAVAS F	0:47	1	0
20 MARAS M	23 RAUZAN Z	33 CINDRIC L	41 LUCIN T	52 SUSNJA L	57 GLAVAS F	62 JELINIC M	0:24	0	0
23 RAUZAN Z	33 CINDRIC L	41 LUCIN T	51 MARTINOVIC I	52 SUSNJA L	57 GLAVAS F	62 JELINIC M	0:16	1	0

Legend:
G Diff. Goals Difference

OFFICIAL PARTNERS



EHF PARTNERS



NATIONAL SUPPLIERS

