

Start List

Match No: 25

NED - GEO

Referees: MARÍN LORENTE Andreu (ESP) / GARCIA SERRADILLA Ignacio (ESP) **EHF Supervisor:** POPADIC Jovan (SRB)
Reserve Referees: ELIASSON Jonas (ISL) / PALSSON Anton (ISL) **EHF Observer:** EHRMANN-WOLF Jutta (GER)
Timekeeper: LEYDECKER Nina (GER)
Scorekeeper: KERN Anke (GER)

NED - Netherlands

No.	Name	Pos.	Height m	Int. Matches		Competition Statistics							
				MP	G	MP	G	7mG	YC	2Min	RC	S	7mS
1	RAVENSBERGEN Bart	GK	1.90	98	14								
30	VERSTEIJNEN Arjan	GK	1.93	20	1								
3	STAVAST Ivar	CB	1.91	37	48								
5	TEN VELDE Rutger	LW	1.78	59	138								
7	SCHOENAKER Robin	LB	1.98	49	8								
11	SLUIJTERS Iso	RB	1.92	108	191								
13	BENGHANEM Samir	P	1.94	65	117								
14	SCHAGEN Bobby	RW	1.90	129	393								
15	KOOIJ Lars	P	1.99	12	11								
17	GEENEN Kaj	LW	1.84	8	1								
20	VERSTEIJNEN Niels Gerardus	RB	2.00	37	46								
22	STEINS Luc	CB	1.73	103	290								
27	SMIT Alec	RW	1.82	49	60								
28	CLAESSENS Tim	P	1.97	9	1								
33	HOUTEPEN Thomas	CB	1.83	7	5								
77	BAIJENS Dani	CB	1.82	73	187								
(NN)	BLAAUW Niko	LB	1.90	11	2								
(NN)	SMITS Jorn	LB	1.93	67	94								
(NN)	van ZUNDERT Janik	RB	1.91	3	0								
Headcoach	OLSSON Staffan (SWE)			Bench/Team									

NED Played		
PR	GEO	17 - 12
PR	BIH	13 JAN
PR	SWE	15 JAN

GEO - Georgia

No.	Name	Pos.	Height m	Int. Matches		Competition Statistics							
				MP	G	MP	G	7mG	YC	2Min	RC	S	7mS
12	TSINTSADZE Zurab	GK	1.85	34	5								
87	NIKABADZE David	GK	1.99	5	0								
3	LAPIASHVILI George	P	1.95	33	90								
7	RUSTAMOV Khazein	LW	1.80	38	82								
9	ARESHIDZE Giorgi	CB	1.90	23	81								
10	KBILASHVILI Irakli	CB	1.89	36	122								
11	TSKHOVREBADZE Giorgi	RB	1.93	43	314								
14	ORJONIKIDZE Teimuraz	LB	1.95	53	198								
15	GOGOLADZE Irakli	RW	1.79	35	24								
18	ARSENASHVILI Erekle	P	1.97	27	83								
21	DARSANIA Sandro	RB	1.90	31	163								
24	GOGAVA Zurab	RB	1.96	22	15								
30	ABRAMISHVILI Zurab	LW	1.93	42	43								
34	GAVASHELISHVILI Miriani	LB	1.97	22	6								
71	DIKHAMINJIA Giorgi Arvelodi	RW	1.88	46	79								
94	SIMONIA Zuriko	CB	1.83	34	31								
Headcoach	KALANDADZE Tite			Bench/Team									

GEO Played		
PR	NED	12 - 17
PR	SWE	13 JAN
PR	BIH	15 JAN

Notes:
Players below the bold line are not playing in this match.

Legend:			
(NN)	Not nominated	2Min	2-Minute Suspensions
CB	Centre Back	G	Goals
LW	Left Wing	MP	Matches Played
PR	Preliminary Round	RB	Right Back
RW	Right Wing	S	Saves
7mG	7-metre Goals	GK	Goalkeeper
P	Line Player	LB	Left Back
RC	Red Cards (Direct and after 3rd 2-Minute Suspension)	Pos	Position
YC	Yellow Cards	7mS	7-metre Saves

Results

Match No: 25

Mannheim

Attendance: 10.878

NED 34 - 29 GEO

(19 - 12) (15 - 17)

Referees: MARIN LORENTE Andreu (ESP) / GARCIA SERRADILLA Ignacio (ESP)

RUNNING SCORE

NED - GEO

Netherlands

Coach: OLSSON Staffan

Time outs: 1

No.	Name	Total			Goals / Shots							Punishments			TP	
		Goals	Shots	%	7m	6m	Wing	BT	FB	FTO	9m	EG	YC	RC		2M
1	RAVENSBERGEN Bart	1	1	100												48:09
3	STAVAST Ivar	2	3	67		1/1					1/2					24:21
5	TEN VELDE Rutger	6	7	86	2/2	0/1	2/2		2/2							33:12
7	SCHOENAKER Robin												1	2		34:57
11	SLUIJTERS Iso															25:52
13	BENGHANEM Samir	3	5	60		2/4			1/1							38:02
14	SCHAGEN Bobby	4	4	100		1/1	2/2		1/1							30:00
15	KOOIJ Lars	1	2	50		1/2								1		22:30
17	GEENEN Kaj	2	3	67			2/3								1	14:12
20	VERSTEIJNEN Niels Gerardus	5	8	63		0/1		2/3			3/4					35:07
22	STEINS Luc															21:16
27	SMIT Alec	2	3	67			2/3									16:51
28	CLAESSENS Tim													1		4:03
30	VERSTEIJNEN Arjan															6:47
33	HOUTEPEN Thomas	2	2	100				1/1								29:37
77	BAIJENS Dani	6	7	86		1/1		2/2	1/1		2/3					35:04
Totals		34	45	76	2/2	7/12	8/10	5/6	5/5		6/9	1/1	1		5	60:00

No.	Name	Total			Saves / Shots						
		Saves	Shots	%	7m	6m	Wing	BT	FB	FTO	9m
1	RAVENSBERGEN Bart	9	30	30	0/2	0/9	1/3	2/3	0/1		6/12
30	VERSTEIJNEN Arjan	0	6	0	0/2	0/3					0/1
EG			2								
Totals		9	38	24	0/4	0/12	1/3	2/3	0/1		6/13

Georgia

Coach: KALANDADZE Tite

Time outs: 3

No.	Name	Total			Goals / Shots							Punishments			TP	
		Goals	Shots	%	7m	6m	Wing	BT	FB	FTO	9m	EG	YC	RC		2M
3	LAPIASHVILI George	1	1	100		1/1									1	17:55
7	RUSTAMOV Khazein	3	4	75		1/1	1/2					1/1				58:43
9	ARESHIDZE Giorgi															0:00
10	KBILASHVILI Irakli	1	2	50		1/1					0/1			1		35:17
11	TSKHVREBADZE Giorgi	9	14	64	4/4	1/1		0/1			4/8					43:26
12	TSINTSADZE Zurab															35:30
14	ORJONIKIDZE Teimuraz	6	12	50		1/1		1/2	1/1		3/8					46:10
15	GOGOLADZE Irakli															0:00
18	ARSENASHVILI Erekle	7	7	100		7/7										43:42
21	DARSANIA Sandro															0:00
24	GOGAVA Zurab													1		12:18
30	ABRAMISHVILI Zurab															0:00
34	GAVASHELISHVILI Miriani													1		46:25
71	DIKHAMINJIA Giorgi Arvelodi	1	1	100			1/1									59:43
87	NIKABADZE David	1	1	100								1/1				19:24
94	SIMONIA Zuriko															1:27
Totals		29	42	69	4/4	12/12	2/3	1/3	1/1		7/17	2/2			4	60:00

No.	Name	Total			Saves / Shots						
		Saves	Shots	%	7m	6m	Wing	BT	FB	FTO	9m
12	TSINTSADZE Zurab	3	27	11	0/2	2/8	0/4	1/5	0/3		0/5
87	NIKABADZE David	1	9	11		0/1	0/4	0/1	0/1		1/2
EG			2								
Totals		4	38	11	0/2	2/9	0/8	1/6	0/5		1/7

Attacks

Team	All		Player Majority		Player Minority		Position Attacks		FB		Ind. FB		Team FB		TO	TO %
	G/Att.	%	G/Att.	%	G/Att.	%	G/Att.	%	G/Att.	%	G/Att.	%	G/Att.	%		
NED	34/54	63	6/8	75	4/9	44	28/48	58	5/5	100			5/5	100	9	17
GEO	29/55	53	6/10	60	4/7	57	26/52	50	1/1	100	1/1	100			15	27

1st Half	
SCHAGEN B	1 (1) 0
BAIJENS D	2 (3) 0
BENGHANEM S	3 (6) 0
BAIJENS D	4 (6) 0
TEN VELDE R	4 (9) 1
TEN VELDE R	5 (9) 1
TEN VELDE R	5 (10) 2
VERSTEIJNEN N	6 (11) 2
SCHAGEN B	6 (12) 3
VERSTEIJNEN N	7 (12) 3
SCHAGEN B	8 (13) 3
BAIJENS D	9 (13) 3
SCHAGEN B	9 (14) 4
SCHAGEN B	10 (15) 4
VERSTEIJNEN N	10 (16) 6
VERSTEIJNEN N	10 (17) 7
VERSTEIJNEN N	11 (17) 7
VERSTEIJNEN N	11 (18) 8
VERSTEIJNEN N	12 (19) 8
VERSTEIJNEN N	13 (20) 8
KOOIJ L	14 (24) 8
SCHAGEN B	14 (25) 9
SCHAGEN B	15 (25) 9
STAVAST I	15 (26) 10
STAVAST I	15 (26) 11
STAVAST I	16 (27) 11
STAVAST I	16 (27) 12
TEN VELDE R	17 (29) 12
STAVAST I	18 (30) 12
RAVENSBERGEN B	19 (30) 12

2nd Half	
BAIJENS D	19 (31) 13
BAIJENS D	19 (32) 14
BAIJENS D	20 (33) 14
BAIJENS D	20 (33) 15
BAIJENS D	20 (34) 16
BAIJENS D	21 (34) 16
TEN VELDE R	22 (36) 16
TEN VELDE R	22 (37) 17
BAIJENS D	23 (37) 17
BENGHANEM S	24 (38) 17
BENGHANEM S	25 (39) 17
TEN VELDE R	26 (40) 17
TEN VELDE R	27 (41) 17
TEN VELDE R	27 (41) 18
TEN VELDE R	28 (43) 18
TEN VELDE R	28 (43) 19
SMIT A	29 (44) 19
SMIT A	29 (45) 20
GEENEN K	30 (46) 20
VERSTEIJNEN N	30 (46) 21
VERSTEIJNEN N	30 (47) 22
VERSTEIJNEN N	31 (50) 23
VERSTEIJNEN N	31 (52) 24
VERSTEIJNEN N	31 (54) 25
VERSTEIJNEN N	31 (55) 26
HOUTEPEN T	32 (55) 26
GEENEN K	33 (56) 26
GEENEN K	33 (58) 27
GEENEN K	33 (58) 28
GEENEN K	33 (59) 29
HOUTEPEN T	34 (59) 29

Legend:	
%	Efficiency
9m	9-metre Shots
FTO	Fast Throw off
RC	Red Cards (Direct and after 3rd 2-Minute Suspension)
Wing	Wing Shots
2M	2-Minute Suspensions
BT	Breakthroughs
G/Att.	Goals/Attacks
YC	Yellow Cards
6m	6-metre Shots
EG	Empty Goal
Ind.	Individual
TO	Turnover
7m	7-metre Penalty Shots
FB	Fast Breaks
No.	Uniform Number
TP	Time Played

THU 11 JAN 2024
Start Time: 18:00

Preliminary Round - Group E

Mannheim

Match Team Statistics
Match No: 25

NED 34 - 29 GEO
(19 - 12) (15 - 17)

Referees: MARIN LORENTE Andreu (ESP) / GARCIA SERRADILLA Ignacio (ESP)

NED - Netherlands

Coach: OLSSON Staffan (SWE)

Time outs: 1

No.	Name	Total			All Goals / Shots									Punishments				Offence			Defence			TP
		Goals	Shots	%	7m	7m%	6m	Wing	BT	FB	FTO	9m	EG	YC	RC	2M	2+2	AS	R7	TO/TF	ST	BS	P7	
1	RAVENSBERGEN Bart	1	1	100								1/1						1						48:09
3	STAVAST Ivar	2	3	67			1/1				1/2								1					24:21
5	TEN VELDE Rutger	6	7	86	2/2	100	0/1	2/2		2/2										/ 2				33:12
7	SCHOENAKER Robin												1		2							1	2	34:57
11	SLUIJTERS Iso																		2		1			25:52
13	BENGHANEM Samir	3	5	60			2/4			1/1								1	1	1		1	2	38:02
14	SCHAGEN Bobby	4	4	100			1/1	2/2		1/1														30:00
15	KOOIJ Lars	1	2	50			1/2								1									22:30
17	GEENEN Kaj	2	3	67				2/3							1		1		1					14:12
20	VERSTEIJNEN Niels Gerardus	5	8	63			0/1		2/3		3/4						4		/ 1	1		1		35:07
22	STEINS Luc																1				1			21:16
27	SMIT Alec	2	3	67				2/3																16:51
28	CLAESSENS Tim														1									4:03
30	VERSTEIJNEN Arjan																							6:47
33	HOUTEPEN Thomas	2	2	100			1/1		1/1									1	1	1				29:37
77	BAIJENS Dani	6	7	86			1/1		2/2	1/1	2/3						3					1		35:04
Totals		34	45	76	2/2	100	7/12	8/10	5/6	5/5	6/9	1/1	1		5		12	2	6 / 3	4	2	4		

No.	Name	Total			All Saves / Shots										
		Saves	Shots	%	7m	7m%	6m	Wing	BT	FB	FTO	9m	9m%	NS	NS%
1	RAVENSBERGEN Bart	9	30	30	0/2	0	0/9	1/3	2/3	0/1		6/12	50	3/15	20
30	VERSTEIJNEN Arjan	0	6	0	0/2	0	0/3				0/1	0	0/3	0	
EG			2												
Totals		9	38	24	0/4	0	0/12	1/3	2/3	0/1	6/13	46	3/18	17	

Attacks

Team	All		Player Majority		Player Minority		Position Attacks		FB		Ind. FB		Team FB		TO	TO %
	G/Att.	%	G/Att.	%	G/Att.	%	G/Att.	%	G/Att.	%	G/Att.	%	G/Att.	%		
NED	34/54	63	6/8	75	4/9	44	28/48	58	5/5	100			5/5	100	9	17

Team Shots

	Goals	Saves	Missed	Post	Blocked	Total	%	Prop %
6m Shots	7	2	2	1		12	58	27
Wing Shots	8			2		10	80	22
L R	4 4			1 1		5 5	80 80	11 11
9m Shots	6	1	1		1	9	67	20
L C R	2 3 1	1	1		1	4 4 1	50 75 100	9 9 2
7m Penalty Throws	2					2	100	4
Fast Breaks	5					5	100	11
Breakthroughs	5	1				6	83	13
Totals	34	4	3	3	1	45	76	100

Legend:	
% Efficiency	2M 2-Minute Suspensions
9m 9-metre Shots	AS Assists
EG Empty Goal	FB Fast Breaks
L Left	NS Near Shots
R Right	RC Red Cards (Direct and after 3rd 2-Minute Suspension)
TP Time Played	Wing Wing Shots
2+2 2+2 Minute Suspensions	BS Blocked Shots
FTO Fast Throw off	P7 Penalty 7-metre Fouls
YC Yellow Cards	6m 6-metre Shots
BT Breakthroughs	G/Att. Goals/Attacks
ST Steals	Prop % Proportion of Goals
7m 7-metre Penalty Shots	C Center
Ind. Individual	R7 Received 7-metre Fouls
TO/TF Turnover/Technical Faults	

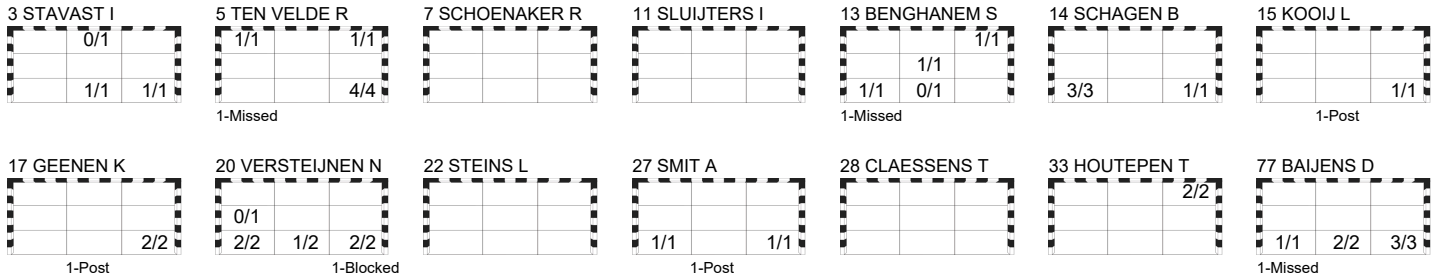
Match Team Statistics
Match No: 25

NED 34 - 29 GEO
(19 - 12) (15 - 17)

Referees: MARIN LORENTE Andreu (ESP) / GARCIA SERRADILLA Ignacio (ESP)

NED - Netherlands

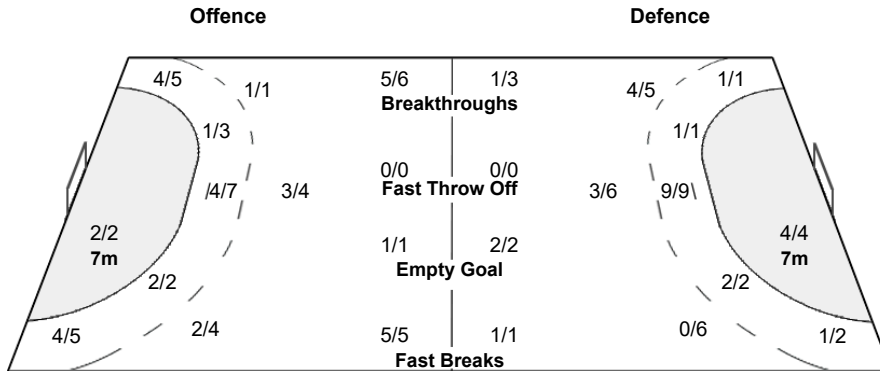
OverView of Shot Distribution



Team Goals / Shots

1/1	0/1	4/4
0/1	2/2	
8/8	4/6	15/15

3-Missed 3-Post 1-Blocked



Goalkeepers Saves / Shots

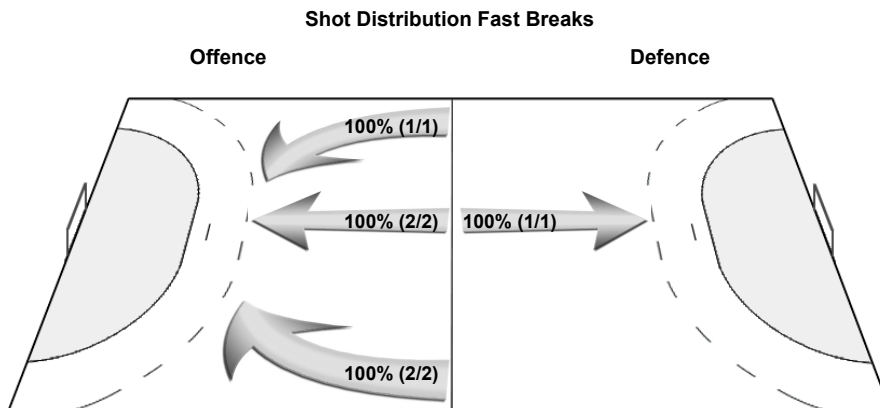
1/6		3/7
0/1	1/3	2/4
2/10	0/1	0/6

1 RAVENSBERGEN B

1/6		3/6
0/1	1/1	2/4
2/8	0/1	0/4

30 VERSTEIJNEN A

		0/1
0/1		
0/2		0/2



Match Team Statistics

Match No: 25

NED 34 - 29 GEO

(19 - 12) (15 - 17)

Referees: MARIN LORENTE Andreu (ESP) / GARCIA SERRADILLA Ignacio (ESP)

GEO - Georgia

Coach: KALANDADZE Tite

Time outs: 3

No.	Name	Total			All Goals / Shots								Punishments				Offence			Defence			TP			
		Goals	Shots	%	7m	7m%	6m	Wing	BT	FB	FTO	9m	EG	YC	RC	2M	2+2	AS	R7	TO/TF	ST	BS		P7		
3	LAPIASHVILI George	1	1	100			1/1								1							1		17:55		
7	RUSTAMOV Khazein	3	4	75			1/1	1/2				1/1										1		58:43		
9	ARESHIDZE Giorgi																							0:00		
10	KBILASHVILI Irakli	1	2	50			1/1				0/1				1		3	3						35:17		
11	TSKHVREBADZE Giorgi	9	14	64	4/4	100	1/1		0/1		4/8							1						43:26		
12	TSINTSADZE Zurab																							35:30		
14	ORJONIKIDZE Teimuraz	6	12	50			1/1		1/2	1/1	3/8						4	1	/ 1	1				46:10		
15	GOGOLADZE Irakli																							0:00		
18	ARSENASHVILI Erekle	7	7	100			7/7										2	2	1 / 2		1	1		43:42		
21	DARSANIA Sandro																							0:00		
24	GOGAVA Zurab														1									12:18		
30	ABRAMISHVILI Zurab																							0:00		
34	GAVASHELISHVILI Miriani														1		2	1	5					46:25		
71	DIKHAMINJIA Giorgi Arvelodi	1	1	100				1/1																59:43		
87	NIKABADZE David	1	1	100							1/1							1						19:24		
94	SIMONIA Zuriko																			1				1:27		
Team																							1			
Totals		29	42	69	4/4	100	12/12	2/3	1/3	1/1		7/17	2/2			4		12	4	11 / 4	2	1	2			

No.	Name	Total			All Saves / Shots										
		Saves	Shots	%	7m	7m%	6m	Wing	BT	FB	FTO	9m	9m%	NS	NS%
12	TSINTSADZE Zurab	3	27	11	0/2	0	2/8	0/4	1/5	0/3		0/5	0	3/17	18
87	NIKABADZE David	1	9	11			0/1	0/4	0/1	0/1		1/2	50	0/6	0
EG		2													
Totals		4	38	11	0/2	0	2/9	0/8	1/6	0/5		1/7	14	3/23	13

Attacks

Team	All		Player Majority		Player Minority		Position Attacks		FB		Ind. FB		Team FB		TO	TO %
	G/Att.	%	G/Att.	%	G/Att.	%	G/Att.	%	G/Att.	%	G/Att.	%	G/Att.	%		
GEO	29/55	53	6/10	60	4/7	57	26/52	50	1/1	100	1/1	100			15	27

Team Shots

	Goals	Saves	Missed	Post	Blocked	Total	%	Prop %
6m Shots	12					12	100	29
Wing Shots	2	1				3	67	7
L R	1 1	1				2 1	50 100	5 2
9m Shots	7	6	2		2	17	41	40
L C R	3 4	5 1	2		1 1	6 6 5	0 50 80	14 14 12
7m Penalty Throws	4					4	100	10
Fast Breaks	1					1	100	2
Breakthroughs	1	2				3	33	7
Totals	29	9	2		2	42	69	100

Legend:									
%	Efficiency	2M	2-Minute Suspensions	2+2	2+2 Minute Suspensions	6m	6-metre Shots	7m	7-metre Penalty Shots
9m	9-metre Shots	AS	Assists	BS	Blocked Shots	BT	Breakthroughs	C	Center
EG	Empty Goal	FB	Fast Breaks	FTO	Fast Throw off	G/Att.	Goals/Attacks	Ind.	Individual
L	Left	NS	Near Shots	P7	Penalty 7-metre Fouls	Prop %	Proportion of Goals	R7	Received 7-metre Fouls
R	Right	RC	Red Cards (Direct and after 3rd 2-Minute Suspension)	ST	Steals	TO/TF	Turnover/Technical Faults		
TP	Time Played	Wing	Wing Shots	YC	Yellow Cards				

Match Team Statistics

Mannheim

Match No: 25

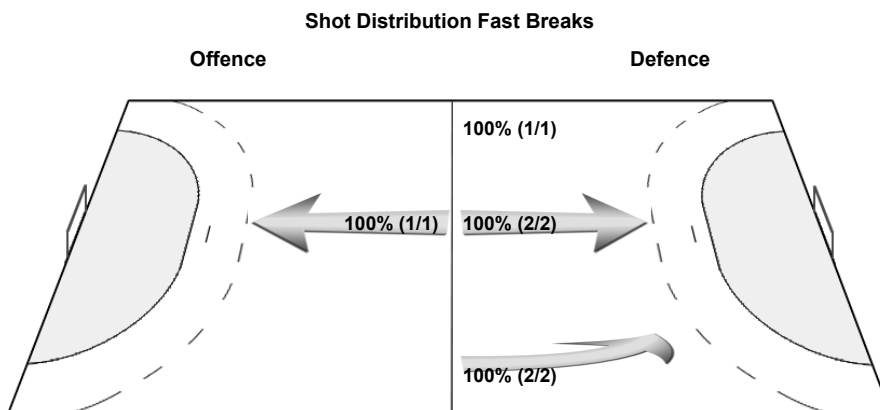
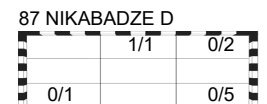
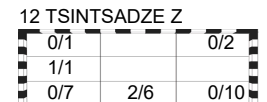
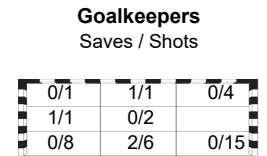
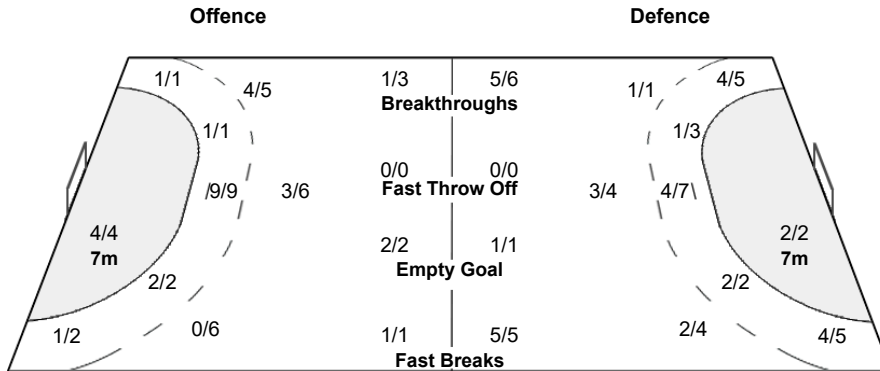
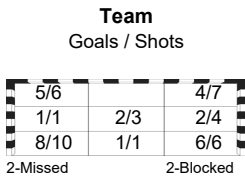
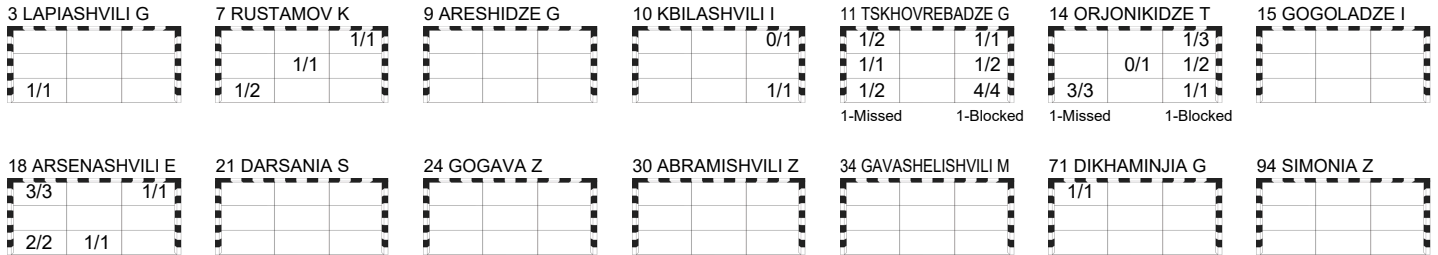
NED 34 - 29 GEO

(19 - 12) (15 - 17)

Referees: MARIN LORENTE Andreu (ESP) / GARCIA SERRADILLA Ignacio (ESP)

GEO - Georgia

OverView of Shot Distribution



Play by Play

Match No: 25

NED 34 - 29 GEO

(19 - 12) (15 - 17)

Referees: MARIN LORENTE Andreu (ESP) / GARCIA SERRADILLA Ignacio (ESP)

NED	1 RAVENSBERGEN Bart	3 STAVAST Ivar	5 TEN VELDE Rutger	A WONG Wai
	7 SCHOENAKER Robin	11 SLUIJTERS Iso	13 BENGHANEM Samir	B OLSSON Staffan
	14 SCHAGEN Bobby	15 KOOIJ Lars	17 GEENEN Kaj	C EIJLERS Gerrie
	20 VERSTEIJNEN Niels Gerardus	22 STEINS Luc	27 SMIT Alec	D BAARDSE Robert
	28 CLAESSENS Tim	30 VERSTEIJNEN Arjan	33 HOUTEPEN Thomas	
	77 BAIJENS Dani			

GEO	3 LAPIASHVILI George	7 RUSTAMOV Khazein	9 ARESHIDZE Giorgi	A KALANDADZE Tite
	10 KBILASHVILI Irakli	11 TSKHOVREBADZE Giorgi	12 TSINTSADZE Zurab	B TEVZADZE Shota
	14 ORJONIKIDZE Teimuraz	15 GOGOLADZE Irakli	18 ARSENASHVILI Erekle	C METREVELI Merab
	21 DARSANIA Sandro	24 GOGAVA Zurab	30 ABRAMISHVILI Zurab	D KAKUSHADZE Levan
	34 GAVASHELISHVILI Miriani	71 DIKHAMINJIA Giorgi Arvelodi	87 NIKABADZE David	
	94 SIMONIA Zuriko			

1st HALF

Match Time	NED - Netherlands	Score	Lead	GEO - Georgia
0:00	1 RAVENSBERGEN B Goalkeeper			12 TSINTSADZE Z Goalkeeper
0:46	14 SCHAGEN B Goal right wing bottom left (20 VERSTEIJNEN N), 106.11 km/h	1 - 0	+1	
1:37				14 ORJONIKIDZE T Shot left 9m saved top right
2:25				Technical Fault bench/team
2:30	77 BAIJENS D Goal fast break bottom left, 101.38 km/h	2 - 0	+2	
3:11	7 SCHOENAKER R Warning (yellow card)			
3:26				14 ORJONIKIDZE T Shot left 9m saved middle centre
3:38				10 KBILASHVILI I 2-minutes suspension
3:39				
3:55	5 TEN VELDE R Technical Fault			
4:06				34 GAVASHELISHVILI M for 12 TSINTSADZE Z Empty goal
4:49				34 GAVASHELISHVILI M Turnover
5:00	13 BENGHANEM S Goal fast break middle centre, 105.70 km/h	3 - 0	+3	
5:29	20 VERSTEIJNEN N Steal			34 GAVASHELISHVILI M Turnover
5:30				12 TSINTSADZE Z for 71 DIKHAMINJIA G Goalkeeper back
5:39				
5:42	77 BAIJENS D Goal breakthrough bottom centre, 102.98 km/h	4 - 0	+4	
5:47				Team timeout
6:26				11 TSKHOVREBADZE G Shot left 9m saved middle right
7:00	13 BENGHANEM S Shot right 6m saved bottom centre			
7:32				11 TSKHOVREBADZE G Shot right 9m saved top left
7:43	20 VERSTEIJNEN N Technical Fault			
8:15		4 - 1	+3	18 ARSENASHVILI E Goal centre 6m top left (10 KBILASHVILI I), 110.37 km/h
8:26	13 BENGHANEM S 7m received			18 ARSENASHVILI E 7m caused
8:49	5 TEN VELDE R Goal Penalty shot top left (13 BENGHANEM S), 100.13 km/h	5 - 1	+4	
9:18		5 - 2	+3	71 DIKHAMINJIA G Goal right wing top left (14 ORJONIKIDZE T), 110.20 km/h
9:28	13 BENGHANEM S Shot centre 6m missed			
10:00				10 KBILASHVILI I Shot left 9m saved top right
10:40	5 TEN VELDE R Goal left wing bottom right (22 STEINS L), 100.10 km/h	6 - 2	+4	
11:01	13 BENGHANEM S 7m caused			18 ARSENASHVILI E 7m received
11:20		6 - 3	+3	11 TSKHOVREBADZE G Goal Penalty shot bottom right (18 ARSENASHVILI E), 113.79 km/h
11:48	20 VERSTEIJNEN N Goal breakthrough bottom right, 110.52 km/h	7 - 3	+4	
12:10				18 ARSENASHVILI E Turnover
12:10	14 SCHAGEN B Goal fast break bottom right (1 RAVENSBERGEN B), 40.92 km/h	8 - 3	+5	
12:46	22 STEINS L Steal			34 GAVASHELISHVILI M Turnover
12:58	77 BAIJENS D Goal centre 6m bottom centre (20 VERSTEIJNEN N), 101.13 km/h	9 - 3	+6	
13:22		9 - 4	+5	
13:35	14 SCHAGEN B Goal right wing bottom left, 91.47 km/h	10 - 4	+6	11 TSKHOVREBADZE G Goal centre 9m bottom right, 118.10 km/h
14:14		10 - 5	+5	18 ARSENASHVILI E Goal centre 6m top left, 104.93 km/h
14:51	77 BAIJENS D Shot left 9m missed			
15:02		10 - 6	+4	10 KBILASHVILI I Goal left 6m bottom right
15:02	15 KOOIJ L 2-minutes suspension			
15:03				
15:48	20 VERSTEIJNEN N Shot right 6m saved middle left			
16:09		10 - 7	+3	11 TSKHOVREBADZE G Goal right 9m top right, 113.55 km/h
16:19	5 TEN VELDE R for 1 RAVENSBERGEN B Empty goal			
16:56	20 VERSTEIJNEN N Goal right 9m bottom left, 86.75 km/h	11 - 7	+4	
17:02	1 RAVENSBERGEN B for 22 STEINS L Goalkeeper back			
17:03				
17:38		11 - 8	+3	11 TSKHOVREBADZE G Goal right 9m middle right, 121.98 km/h
18:10	20 VERSTEIJNEN N Goal breakthrough bottom centre, 87.87 km/h	12 - 8	+4	
19:07	7 SCHOENAKER R 2-minutes suspension			

Play by Play
Match No: 25

NED 34 - 29 GEO
(19 - 12) (15 - 17)

1st HALF

Match Time	NED - Netherlands	Score	Lead	GEO - Georgia
19:08				
19:21				18 ARSENASHVILI E Technical Fault
19:30	5 TEN VELDE R for 1 RAVENSBERGEN B Empty goal			
19:56	20 VERSTEIJNEN N Goal centre 9m bottom left, 112.66 km/h	13 - 8	+5	
19:58	1 RAVENSBERGEN B for 3 STAVAST I Goalkeeper back			
20:34				10 KBILASHVILI I Turnover
20:43	5 TEN VELDE R for 1 RAVENSBERGEN B Empty goal			
21:08				
21:10	1 RAVENSBERGEN B for 7 SCHOENAKER R Goalkeeper back			
21:30	20 VERSTEIJNEN N Shot breakthrough saved bottom centre			
22:44				11 TSKHOVREBADZE G Shot centre 9m missed
23:01	15 KOOIJ L Goal centre 6m bottom right (20 VERSTEIJNEN N), 96.51 km/h	14 - 8	+6	
24:04		14 - 9	+5	3 LAPIASHVILI G Goal centre 6m bottom left, 73.76 km/h
24:15	14 SCHAGEN B Goal right 6m bottom left	15 - 9	+6	
25:03		15 - 10	+5	14 ORJONIKIDZE T Goal centre 9m top right, 105.36 km/h
25:13	3 STAVAST I Turnover			
25:43		15 - 11	+4	7 RUSTAMOV K Goal left wing top right (14 ORJONIKIDZE T), 80.62 km/h
26:27	3 STAVAST I Goal centre 9m bottom right, 103.51 km/h	16 - 11	+5	
26:38		16 - 12	+4	7 RUSTAMOV K Goal centre 6m bottom left (14 ORJONIKIDZE T), 88.11 km/h
26:50	5 TEN VELDE R Shot centre 6m missed			
27:12				14 ORJONIKIDZE T Shot breakthrough saved top right
28:06	33 HOUTEPEN T 7m received			3 LAPIASHVILI G 7m caused
28:22	5 TEN VELDE R Goal Penalty shot bottom right (33 HOUTEPEN T), 105.66 km/h	17 - 12	+5	
29:07				11 TSKHOVREBADZE G Shot breakthrough saved bottom left
29:30	Team timeout			
29:45	3 STAVAST I Goal centre 6m bottom centre, 82.42 km/h	18 - 12	+6	
29:45				24 GOGAVA Z 2-minutes suspension
29:46				
29:52				11 TSKHOVREBADZE G for 12 TSINTSADZE Z Empty goal
29:56				7 RUSTAMOV K Shot left wing saved bottom left
29:59	1 RAVENSBERGEN B Goal empty goal middle centre, 93.83 km/h	19 - 12	+7	
30:00				

2nd HALF

Match Time	NED - Netherlands	Score	Lead	GEO - Georgia
30:00	1 RAVENSBERGEN B Goalkeeper			
30:30		19 - 13	+6	18 ARSENASHVILI E Goal centre 6m bottom left, 106.97 km/h
30:34				12 TSINTSADZE Z for 7 RUSTAMOV K Goalkeeper back
31:08	27 SMIT A Shot right wing post			
31:24				34 GAVASHELISHVILI M for 12 TSINTSADZE Z Empty goal
31:39		19 - 14	+5	18 ARSENASHVILI E Goal centre 6m bottom centre (10 KBILASHVILI I), 103.49 km/h
31:46				
32:08				12 TSINTSADZE Z for 24 GOGAVA Z Goalkeeper back
32:22	77 BAIJENS D Goal left 9m bottom right, 113.36 km/h	20 - 14	+6	
32:40	30 VERSTEIJNEN A for 33 HOUTEPEN T Goalkeeper back			
32:57		20 - 15	+5	14 ORJONIKIDZE T Goal right 9m bottom left, 108.46 km/h
33:00	7 SCHOENAKER R for 30 VERSTEIJNEN A Empty goal			
33:27		20 - 16	+4	14 ORJONIKIDZE T Goal individual fast break bottom left, 112.89 km/h
33:53	77 BAIJENS D Goal left 9m bottom right	21 - 16	+5	
34:29				14 ORJONIKIDZE T Technical Fault
35:18				34 GAVASHELISHVILI M 2-minutes suspension
35:19				
35:36	5 TEN VELDE R Goal left wing bottom right, 97.42 km/h	22 - 16	+6	
35:56				10 KBILASHVILI I for 12 TSINTSADZE Z Empty goal
36:35		22 - 17	+5	14 ORJONIKIDZE T Goal centre 9m middle right, 117.53 km/h
36:36				12 TSINTSADZE Z for 7 RUSTAMOV K Goalkeeper back
36:45	77 BAIJENS D Goal breakthrough bottom right, 97.88 km/h	23 - 17	+6	
37:03				7 RUSTAMOV K for 12 TSINTSADZE Z Empty goal
37:19				
37:22				12 TSINTSADZE Z for 34 GAVASHELISHVILI M Goalkeeper back
37:25				10 KBILASHVILI I Turnover
37:32	13 BENGHANEM S Goal centre 6m bottom left, 48.25 km/h	24 - 17	+7	
38:20	7 SCHOENAKER R Block			14 ORJONIKIDZE T Shot left 9m blocked
38:36	13 BENGHANEM S Goal left 6m top right	25 - 17	+8	
39:10	77 BAIJENS D Steal			10 KBILASHVILI I Turnover
39:19	5 TEN VELDE R Goal fast break top right (77 BAIJENS D), 101.52 km/h	26 - 17	+9	

Play by Play
Match No: 25

Mannheim

NED 34 - 29 GEO

(19 - 12) (15 - 17)

2nd HALF

Match Time	NED - Netherlands	Score	Lead	GEO - Georgia
39:19				Team timeout
39:19				87 NIKABADZE D for 12 TSINTSADZE Z Goalkeeper Substitution
40:11				14 ORJONIKIDZE T Shot left 9m saved middle right
40:22	27 SMIT A Goal right wing bottom left (77 BAIJENS D), 102.11 km/h	27 - 17	+10	
40:52	7 SCHOENAKER R 7m caused			34 GAVASHELISHVILI M 7m received
40:52	7 SCHOENAKER R 2-minutes suspension			
40:52		27 - 18	+9	11 TSKHOVREBADZE G Goal Penalty shot bottom right (34 GAVASHELISHVILI M), 108.68 km/h
40:53				
41:04	20 VERSTEIJNEN N for 1 RAVENSBERGEN B Empty goal			
41:39	1 RAVENSBERGEN B for 20 VERSTEIJNEN N Goalkeeper back			
41:39	5 TEN VELDE R Technical Fault			
42:04	11 SLUIJTERS I Steal			34 GAVASHELISHVILI M Turnover
42:12	5 TEN VELDE R Goal fast break bottom right (77 BAIJENS D), 100.82 km/h	28 - 18	+10	
42:39	13 BENGHANEM S 7m caused			14 ORJONIKIDZE T 7m received
42:44	30 VERSTEIJNEN A for 1 RAVENSBERGEN B Goalkeeper Substitution			
42:44		28 - 19	+9	11 TSKHOVREBADZE G Goal Penalty shot bottom right (14 ORJONIKIDZE T), 92.25 km/h
42:53				
43:13	1 RAVENSBERGEN B for 30 VERSTEIJNEN A Goalkeeper Substitution			
43:16				3 LAPIASHVILI G 2-minutes suspension
43:17				
43:30	27 SMIT A Goal right wing bottom right (20 VERSTEIJNEN N), 96.61 km/h	29 - 19	+10	
43:45				18 ARSENASHVILI E for 87 NIKABADZE D Empty goal
44:14	13 BENGHANEM S Block			11 TSKHOVREBADZE G Shot centre 9m blocked
44:26		29 - 20	+9	11 TSKHOVREBADZE G Goal right 9m top left, 116.61 km/h
44:31				87 NIKABADZE D for 34 GAVASHELISHVILI M Goalkeeper back
45:00	17 GEENEN K Goal left wing bottom right, 99.02 km/h	30 - 20	+10	
45:12				34 GAVASHELISHVILI M for 87 NIKABADZE D Empty goal
45:17				
45:33	7 SCHOENAKER R 7m caused			18 ARSENASHVILI E 7m received
45:43	30 VERSTEIJNEN A for 1 RAVENSBERGEN B Goalkeeper Substitution			
45:43		30 - 21	+9	11 TSKHOVREBADZE G Goal Penalty shot middle left (18 ARSENASHVILI E), 99.05 km/h
46:05	1 RAVENSBERGEN B for 30 VERSTEIJNEN A Goalkeeper Substitution			
46:37	13 BENGHANEM S Turnover			
46:43		30 - 22	+8	18 ARSENASHVILI E Goal centre 6m bottom left (34 GAVASHELISHVILI M), 104.70 km/h
47:18	17 GEENEN K Shot left wing post			
47:48				11 TSKHOVREBADZE G Turnover
48:22	20 VERSTEIJNEN N Goal centre 9m bottom right, 115.44 km/h	31 - 22	+9	
49:14	17 GEENEN K 2-minutes suspension			
49:15				
49:34		31 - 23	+8	18 ARSENASHVILI E Goal centre 6m top left, 75.73 km/h
49:50	33 HOUTEPEN T for 1 RAVENSBERGEN B Empty goal			
50:36	1 RAVENSBERGEN B for 27 SMIT A Goalkeeper back			
50:38	3 STAVAST I Shot left 9m saved top centre			
50:45				34 GAVASHELISHVILI M Turnover
50:53	27 SMIT A for 1 RAVENSBERGEN B Empty goal			
51:15				
51:20	33 HOUTEPEN T Turnover			7 RUSTAMOV K Steal
51:21	1 RAVENSBERGEN B for 17 GEENEN K Goalkeeper back			
51:52		31 - 24	+7	14 ORJONIKIDZE T Goal breakthrough bottom left, 87.05 km/h
52:27	30 VERSTEIJNEN A for 1 RAVENSBERGEN B Goalkeeper Substitution			
52:35	20 VERSTEIJNEN N Shot centre 9m blocked			18 ARSENASHVILI E Block
53:27		31 - 25	+6	14 ORJONIKIDZE T Goal left 6m bottom right
53:38	15 KOUIJ L Shot centre 6m post			
54:08		31 - 26	+5	11 TSKHOVREBADZE G Goal right 6m bottom left
54:17	33 HOUTEPEN T Goal left 6m top right (17 GEENEN K)	32 - 26	+6	
55:12				18 ARSENASHVILI E Technical Fault
55:54	17 GEENEN K Goal left wing bottom right, 98.54 km/h	33 - 26	+7	
55:57				Team timeout
57:00		33 - 27	+6	18 ARSENASHVILI E Goal centre 6m top right (10 KBILASHVILI I), 98.93 km/h
57:00	28 CLAESSENS T 2-minutes suspension			
57:00	27 SMIT A for 30 VERSTEIJNEN A Empty goal			
57:01				
57:46	11 SLUIJTERS I Turnover			
57:53		33 - 28	+5	7 RUSTAMOV K Goal empty goal middle centre (87 NIKABADZE D), 110.76 km/h
58:24	11 SLUIJTERS I Turnover			
58:29	30 VERSTEIJNEN A for 27 SMIT A Goalkeeper back			



MEN'S EUROPEAN HANDBALL CHAMPIONSHIP
EHF EURO 2024



MEN'S EHF EURO 2024
 GERMANY
 10-28 JANUARY

Preliminary Round - Group E

THU 11 JAN 2024
 Start Time: 18:00

Mannheim

Play by Play
 Match No: 25

NED 34 - 29 GEO
 (19 - 12) (15 - 17)

2nd HALF

Match Time	NED - Netherlands	Score	Lead	GEO - Georgia
58:35	27 SMIT A for 30 VERSTEIJNEN A Empty goal			
58:31		33 - 29	+4	87 NIKABADZE D Goal empty goal middle centre, 82.13 km/h
59:01				
59:03	30 VERSTEIJNEN A for 27 SMIT A Goalkeeper back			
58:59	33 HOUTEPEN T Goal breakthrough top right, 108.69 km/h	34 - 29	+5	
59:40				94 SIMONIA Z Turnover
59:52	17 GEENEN K Turnover			
60:00				14 ORJONIKIDZE T Shot centre 9m missed

Empty Goal Analysis

Match No: 25

NED 34 - 29 GEO

(19 - 12) (15 - 17)

Referees: MARIN LORENTE Andreu (ESP) / GARCIA SERRADILLA Ignacio (ESP)

ATTACKS DURING OWN EMPTY GOAL SITUATION

Players on Court	Attacks		Goals		Saves		Missed		Blocked		Post		Turnovers		Scoring Efficiency		Goals Against	
	NED	GEO	NED	GEO	NED	GEO	NED	GEO	NED	GEO	NED	GEO	NED	GEO	NED	GEO	NED	GEO
7 Against 6	8	2	6	1	1								1	1	75	50		
6 Against 6	6	7	2	4	1	1				1			3	2	33	57	2	1
Others	2		2												100			
Total:	16	9	10	5	2	1				1			4	3	63	56	2	1

GOALS/ATTACKS DURING OWN EMPTY GOAL SITUATION - ANALYSIS OF OCCURRENCE (in 5 min intervals)

Players on Court	1st Half											
	0-5		5-10		10-15		15-20		20-25		25-30	
	NED	GEO	NED	GEO	NED	GEO	NED	GEO	NED	GEO	NED	GEO
7 Against 6									0/1			
6 Against 6		0/1		0/1			2/2					0/1
Others												
Total:		0/1		0/1			2/2		0/1			0/1

Players on Court	2nd Half											
	30-35		35-40		40-45		45-50		50-55		55-60	
	NED	GEO	NED	GEO	NED	GEO	NED	GEO	NED	GEO	NED	GEO
7 Against 6	1/1		3/3	0/1	1/1			1/1	0/1			1/1
6 Against 6		2/2		1/1	0/1	1/1			0/1			0/2
Others			2/2									
Total:	1/1	2/2	5/5	1/2	1/2	1/1		1/1	0/2			1/3

GOALS/ATTACKS DURING OWN EMPTY GOAL SITUATION - ANALYSIS BY DURATION

Team	<15 sec.	15-30 sec.	30-45 sec.	45-60 sec.	>60 sec.
NED	4/4	4/5	1/3	0/3	1/1
GEO	0/1	1/3	4/5		

SUBSTITUTION SUMMARY

Players	NED	GEO
Goalkeeper <-> Goalkeeper	5	1
Court Player <-> Goalkeeper	18	14
Court Player <-> Court Player	109	71
Total:	132	86

Line-Up Analysis

Match No: 25

Mannheim

Attendance: 10.878

NED 34 - 29 GEO

NED - Netherlands

Lineup efficiency							Time Played	GF	GA
1 RAVENSBERGEN B	7 SCHOENAKER R	13 BENGHANEM S	14 SCHAGEN B	20 VERSTEIJNEN N	22 STEINS L	77 BAIJENS D	8:58	3	4
1 RAVENSBERGEN B	5 TEN VELDE R	7 SCHOENAKER R	11 SLUIJTERS I	13 BENGHANEM S	33 HOUTEPEN T	77 BAIJENS D	8:16	5	4
1 RAVENSBERGEN B	5 TEN VELDE R	13 BENGHANEM S	14 SCHAGEN B	20 VERSTEIJNEN N	22 STEINS L	77 BAIJENS D	4:05	5	0
1 RAVENSBERGEN B	5 TEN VELDE R	13 BENGHANEM S	20 VERSTEIJNEN N	27 SMIT A	33 HOUTEPEN T	77 BAIJENS D	3:14	4	1
1 RAVENSBERGEN B	3 STAVAST I	5 TEN VELDE R	11 SLUIJTERS I	14 SCHAGEN B	15 KOOIJ L	33 HOUTEPEN T	2:29	1	0
1 RAVENSBERGEN B	3 STAVAST I	7 SCHOENAKER R	14 SCHAGEN B	15 KOOIJ L	20 VERSTEIJNEN N	22 STEINS L	2:12	0	0
3 STAVAST I	11 SLUIJTERS I	15 KOOIJ L	17 GEENEN K	27 SMIT A	28 CLAESSENS T	33 HOUTEPEN T	1:57	0	2
1 RAVENSBERGEN B	5 TEN VELDE R	7 SCHOENAKER R	13 BENGHANEM S	14 SCHAGEN B	20 VERSTEIJNEN N	77 BAIJENS D	1:52	1	2
1 RAVENSBERGEN B	3 STAVAST I	13 BENGHANEM S	17 GEENEN K	20 VERSTEIJNEN N	27 SMIT A	33 HOUTEPEN T	1:47	1	1
1 RAVENSBERGEN B	3 STAVAST I	7 SCHOENAKER R	11 SLUIJTERS I	14 SCHAGEN B	15 KOOIJ L	33 HOUTEPEN T	1:36	0	2
1 RAVENSBERGEN B	5 TEN VELDE R	14 SCHAGEN B	15 KOOIJ L	20 VERSTEIJNEN N	22 STEINS L	77 BAIJENS D	1:31	1	0
1 RAVENSBERGEN B	7 SCHOENAKER R	14 SCHAGEN B	15 KOOIJ L	20 VERSTEIJNEN N	22 STEINS L	77 BAIJENS D	1:31	0	1
3 STAVAST I	5 TEN VELDE R	13 BENGHANEM S	17 GEENEN K	20 VERSTEIJNEN N	27 SMIT A	33 HOUTEPEN T	1:14	0	0
3 STAVAST I	15 KOOIJ L	17 GEENEN K	20 VERSTEIJNEN N	27 SMIT A	30 VERSTEIJNEN A	33 HOUTEPEN T	1:14	0	1
3 STAVAST I	11 SLUIJTERS I	15 KOOIJ L	17 GEENEN K	28 CLAESSENS T	30 VERSTEIJNEN A	33 HOUTEPEN T	1:12	1	1
1 RAVENSBERGEN B	3 STAVAST I	5 TEN VELDE R	7 SCHOENAKER R	14 SCHAGEN B	15 KOOIJ L	20 VERSTEIJNEN N	1:09	0	1
1 RAVENSBERGEN B	3 STAVAST I	5 TEN VELDE R	11 SLUIJTERS I	13 BENGHANEM S	20 VERSTEIJNEN N	27 SMIT A	1:03	0	1
1 RAVENSBERGEN B	3 STAVAST I	5 TEN VELDE R	7 SCHOENAKER R	11 SLUIJTERS I	14 SCHAGEN B	15 KOOIJ L	0:57	2	1
1 RAVENSBERGEN B	5 TEN VELDE R	7 SCHOENAKER R	11 SLUIJTERS I	13 BENGHANEM S	27 SMIT A	77 BAIJENS D	0:56	0	1
3 STAVAST I	5 TEN VELDE R	7 SCHOENAKER R	14 SCHAGEN B	15 KOOIJ L	20 VERSTEIJNEN N	22 STEINS L	0:55	1	0
3 STAVAST I	11 SLUIJTERS I	15 KOOIJ L	17 GEENEN K	27 SMIT A	28 CLAESSENS T	30 VERSTEIJNEN A	0:54	0	0
1 RAVENSBERGEN B	3 STAVAST I	7 SCHOENAKER R	11 SLUIJTERS I	13 BENGHANEM S	17 GEENEN K	33 HOUTEPEN T	0:53	0	0
3 STAVAST I	7 SCHOENAKER R	11 SLUIJTERS I	15 KOOIJ L	17 GEENEN K	27 SMIT A	30 VERSTEIJNEN A	0:53	0	0
1 RAVENSBERGEN B	3 STAVAST I	5 TEN VELDE R	14 SCHAGEN B	15 KOOIJ L	20 VERSTEIJNEN N	22 STEINS L	0:50	1	0
3 STAVAST I	11 SLUIJTERS I	15 KOOIJ L	17 GEENEN K	27 SMIT A	30 VERSTEIJNEN A	33 HOUTEPEN T	0:49	2	0
5 TEN VELDE R	13 BENGHANEM S	14 SCHAGEN B	15 KOOIJ L	20 VERSTEIJNEN N	22 STEINS L	77 BAIJENS D	0:43	1	0
1 RAVENSBERGEN B	7 SCHOENAKER R	11 SLUIJTERS I	13 BENGHANEM S	17 GEENEN K	33 HOUTEPEN T	77 BAIJENS D	0:36	0	0
5 TEN VELDE R	7 SCHOENAKER R	13 BENGHANEM S	20 VERSTEIJNEN N	27 SMIT A	33 HOUTEPEN T	77 BAIJENS D	0:35	0	0
1 RAVENSBERGEN B	5 TEN VELDE R	7 SCHOENAKER R	13 BENGHANEM S	27 SMIT A	33 HOUTEPEN T	77 BAIJENS D	0:34	0	0
3 STAVAST I	7 SCHOENAKER R	11 SLUIJTERS I	15 KOOIJ L	17 GEENEN K	30 VERSTEIJNEN A	33 HOUTEPEN T	0:34	0	1
1 RAVENSBERGEN B	3 STAVAST I	5 TEN VELDE R	7 SCHOENAKER R	11 SLUIJTERS I	17 GEENEN K	20 VERSTEIJNEN N	0:30	0	1
5 TEN VELDE R	7 SCHOENAKER R	11 SLUIJTERS I	13 BENGHANEM S	30 VERSTEIJNEN A	33 HOUTEPEN T	77 BAIJENS D	0:29	0	1
1 RAVENSBERGEN B	13 BENGHANEM S	17 GEENEN K	20 VERSTEIJNEN N	27 SMIT A	33 HOUTEPEN T	77 BAIJENS D	0:25	1	0
1 RAVENSBERGEN B	3 STAVAST I	7 SCHOENAKER R	11 SLUIJTERS I	13 BENGHANEM S	17 GEENEN K	27 SMIT A	0:23	0	0
7 SCHOENAKER R	11 SLUIJTERS I	13 BENGHANEM S	17 GEENEN K	30 VERSTEIJNEN A	33 HOUTEPEN T	77 BAIJENS D	0:22	0	1
1 RAVENSBERGEN B	5 TEN VELDE R	11 SLUIJTERS I	13 BENGHANEM S	27 SMIT A	30 VERSTEIJNEN A	77 BAIJENS D	0:20	0	1
1 RAVENSBERGEN B	5 TEN VELDE R	7 SCHOENAKER R	11 SLUIJTERS I	14 SCHAGEN B	15 KOOIJ L	33 HOUTEPEN T	0:17	1	0
1 RAVENSBERGEN B	3 STAVAST I	5 TEN VELDE R	13 BENGHANEM S	17 GEENEN K	20 VERSTEIJNEN N	33 HOUTEPEN T	0:17	0	0
1 RAVENSBERGEN B	5 TEN VELDE R	11 SLUIJTERS I	13 BENGHANEM S	27 SMIT A	33 HOUTEPEN T	77 BAIJENS D	0:14	1	0
1 RAVENSBERGEN B	13 BENGHANEM S	14 SCHAGEN B	15 KOOIJ L	20 VERSTEIJNEN N	22 STEINS L	77 BAIJENS D	0:13	0	1
1 RAVENSBERGEN B	3 STAVAST I	11 SLUIJTERS I	13 BENGHANEM S	17 GEENEN K	27 SMIT A	33 HOUTEPEN T	0:12	0	0
1 RAVENSBERGEN B	3 STAVAST I	5 TEN VELDE R	14 SCHAGEN B	15 KOOIJ L	20 VERSTEIJNEN N	33 HOUTEPEN T	0:11	1	0
1 RAVENSBERGEN B	5 TEN VELDE R	7 SCHOENAKER R	14 SCHAGEN B	15 KOOIJ L	20 VERSTEIJNEN N	22 STEINS L	0:10	0	0
1 RAVENSBERGEN B	5 TEN VELDE R	7 SCHOENAKER R	13 BENGHANEM S	14 SCHAGEN B	20 VERSTEIJNEN N	22 STEINS L	0:08	1	0
1 RAVENSBERGEN B	3 STAVAST I	7 SCHOENAKER R	14 SCHAGEN B	15 KOOIJ L	20 VERSTEIJNEN N	33 HOUTEPEN T	0:07	0	0
1 RAVENSBERGEN B	5 TEN VELDE R	13 BENGHANEM S	14 SCHAGEN B	15 KOOIJ L	20 VERSTEIJNEN N	77 BAIJENS D	0:06	0	0
1 RAVENSBERGEN B	5 TEN VELDE R	7 SCHOENAKER R	13 BENGHANEM S	20 VERSTEIJNEN N	27 SMIT A	77 BAIJENS D	0:04	0	0
1 RAVENSBERGEN B	3 STAVAST I	5 TEN VELDE R	13 BENGHANEM S	20 VERSTEIJNEN N	27 SMIT A	33 HOUTEPEN T	0:03	0	0

Score development							Time Played	G Diff.
1 RAVENSBERGEN B	5 TEN VELDE R	13 BENGHANEM S	14 SCHAGEN B	20 VERSTEIJNEN N	22 STEINS L	77 BAIJENS D	4:05	+5
1 RAVENSBERGEN B	5 TEN VELDE R	13 BENGHANEM S	20 VERSTEIJNEN N	27 SMIT A	33 HOUTEPEN T	77 BAIJENS D	3:14	+3
3 STAVAST I	11 SLUIJTERS I	15 KOOIJ L	17 GEENEN K	27 SMIT A	30 VERSTEIJNEN A	33 HOUTEPEN T	0:49	+2
1 RAVENSBERGEN B	5 TEN VELDE R	7 SCHOENAKER R	13 BENGHANEM S	14 SCHAGEN B	20 VERSTEIJNEN N	22 STEINS L	0:08	+1
1 RAVENSBERGEN B	3 STAVAST I	5 TEN VELDE R	14 SCHAGEN B	15 KOOIJ L	20 VERSTEIJNEN N	33 HOUTEPEN T	0:11	+1
1 RAVENSBERGEN B	5 TEN VELDE R	11 SLUIJTERS I	13 BENGHANEM S	27 SMIT A	33 HOUTEPEN T	77 BAIJENS D	0:14	+1
1 RAVENSBERGEN B	5 TEN VELDE R	7 SCHOENAKER R	11 SLUIJTERS I	14 SCHAGEN B	15 KOOIJ L	33 HOUTEPEN T	0:17	+1
1 RAVENSBERGEN B	13 BENGHANEM S	17 GEENEN K	20 VERSTEIJNEN N	27 SMIT A	33 HOUTEPEN T	77 BAIJENS D	0:25	+1
5 TEN VELDE R	13 BENGHANEM S	14 SCHAGEN B	15 KOOIJ L	20 VERSTEIJNEN N	22 STEINS L	77 BAIJENS D	0:43	+1
1 RAVENSBERGEN B	3 STAVAST I	5 TEN VELDE R	14 SCHAGEN B	15 KOOIJ L	20 VERSTEIJNEN N	22 STEINS L	0:50	+1
3 STAVAST I	5 TEN VELDE R	7 SCHOENAKER R	14 SCHAGEN B	15 KOOIJ L	20 VERSTEIJNEN N	22 STEINS L	0:55	+1
1 RAVENSBERGEN B	3 STAVAST I	5 TEN VELDE R	7 SCHOENAKER R	11 SLUIJTERS I	14 SCHAGEN B	15 KOOIJ L	0:57	+1
1 RAVENSBERGEN B	5 TEN VELDE R	14 SCHAGEN B	15 KOOIJ L	20 VERSTEIJNEN N	22 STEINS L	77 BAIJENS D	1:31	+1
1 RAVENSBERGEN B	3 STAVAST I	5 TEN VELDE R	11 SLUIJTERS I	14 SCHAGEN B	15 KOOIJ L	33 HOUTEPEN T	2:29	+1
1 RAVENSBERGEN B	5 TEN VELDE R	7 SCHOENAKER R	11 SLUIJTERS I	13 BENGHANEM S	33 HOUTEPEN T	77 BAIJENS D	8:16	+1
1 RAVENSBERGEN B	3 STAVAST I	5 TEN VELDE R	13 BENGHANEM S	20 VERSTEIJNEN N	27 SMIT A	33 HOUTEPEN T	0:03	0
1 RAVENSBERGEN B	5 TEN VELDE R	7 SCHOENAKER R	13 BENGHANEM S	20 VERSTEIJNEN N	27 SMIT A	77 BAIJENS D	0:04	0
1 RAVENSBERGEN B	5 TEN VELDE R	13 BENGHANEM S	14 SCHAGEN B	15 KOOIJ L	20 VERSTEIJNEN N	77 BAIJENS D	0:06	0
1 RAVENSBERGEN B	3 STAVAST I	7 SCHOENAKER R	14 SCHAGEN B	15 KOOIJ L	20 VERSTEIJNEN N	33 HOUTEPEN T	0:07	0

THU 11 JAN 2024
Start Time: 18:00

Preliminary Round - Group E

Line-Up Analysis
Match No: 25

Mannheim

Attendance: 10.878

NED 34 - 29 GEO

NED - Netherlands

Score development								Time Played	G Diff.
1 RAVENSBERGEN B	5 TEN VELDE R	7 SCHOENAKER R	14 SCHAGEN B	15 KOOIJ L	20 VERSTEIJNEN N	22 STEINS L	0:10	0	
1 RAVENSBERGEN B	3 STAVAST I	11 SLUIJTERS I	13 BENGHANEM S	17 GEENEN K	27 SMIT A	33 HOUTEPEN T	0:12	0	
1 RAVENSBERGEN B	3 STAVAST I	5 TEN VELDE R	13 BENGHANEM S	17 GEENEN K	20 VERSTEIJNEN N	33 HOUTEPEN T	0:17	0	
1 RAVENSBERGEN B	3 STAVAST I	7 SCHOENAKER R	11 SLUIJTERS I	13 BENGHANEM S	17 GEENEN K	27 SMIT A	0:23	0	
1 RAVENSBERGEN B	5 TEN VELDE R	7 SCHOENAKER R	13 BENGHANEM S	27 SMIT A	33 HOUTEPEN T	77 BAIJENS D	0:34	0	
5 TEN VELDE R	7 SCHOENAKER R	13 BENGHANEM S	20 VERSTEIJNEN N	27 SMIT A	33 HOUTEPEN T	77 BAIJENS D	0:35	0	
1 RAVENSBERGEN B	7 SCHOENAKER R	11 SLUIJTERS I	13 BENGHANEM S	17 GEENEN K	33 HOUTEPEN T	77 BAIJENS D	0:36	0	
1 RAVENSBERGEN B	3 STAVAST I	7 SCHOENAKER R	11 SLUIJTERS I	13 BENGHANEM S	17 GEENEN K	33 HOUTEPEN T	0:53	0	
3 STAVAST I	7 SCHOENAKER R	11 SLUIJTERS I	15 KOOIJ L	17 GEENEN K	27 SMIT A	30 VERSTEIJNEN A	0:53	0	
3 STAVAST I	11 SLUIJTERS I	15 KOOIJ L	17 GEENEN K	27 SMIT A	28 CLAESSENS T	30 VERSTEIJNEN A	0:54	0	
3 STAVAST I	11 SLUIJTERS I	15 KOOIJ L	17 GEENEN K	28 CLAESSENS T	30 VERSTEIJNEN A	33 HOUTEPEN T	1:12	0	
3 STAVAST I	5 TEN VELDE R	13 BENGHANEM S	17 GEENEN K	20 VERSTEIJNEN N	27 SMIT A	33 HOUTEPEN T	1:14	0	
1 RAVENSBERGEN B	3 STAVAST I	13 BENGHANEM S	17 GEENEN K	20 VERSTEIJNEN N	27 SMIT A	33 HOUTEPEN T	1:47	0	
1 RAVENSBERGEN B	3 STAVAST I	7 SCHOENAKER R	14 SCHAGEN B	15 KOOIJ L	20 VERSTEIJNEN N	22 STEINS L	2:12	0	
1 RAVENSBERGEN B	13 BENGHANEM S	14 SCHAGEN B	15 KOOIJ L	20 VERSTEIJNEN N	22 STEINS L	77 BAIJENS D	0:13	-1	
1 RAVENSBERGEN B	5 TEN VELDE R	11 SLUIJTERS I	13 BENGHANEM S	27 SMIT A	30 VERSTEIJNEN A	77 BAIJENS D	0:20	-1	
7 SCHOENAKER R	11 SLUIJTERS I	13 BENGHANEM S	17 GEENEN K	30 VERSTEIJNEN A	33 HOUTEPEN T	77 BAIJENS D	0:22	-1	
5 TEN VELDE R	7 SCHOENAKER R	11 SLUIJTERS I	13 BENGHANEM S	30 VERSTEIJNEN A	33 HOUTEPEN T	77 BAIJENS D	0:29	-1	
1 RAVENSBERGEN B	3 STAVAST I	5 TEN VELDE R	7 SCHOENAKER R	11 SLUIJTERS I	17 GEENEN K	20 VERSTEIJNEN N	0:30	-1	
3 STAVAST I	7 SCHOENAKER R	11 SLUIJTERS I	15 KOOIJ L	17 GEENEN K	30 VERSTEIJNEN A	33 HOUTEPEN T	0:34	-1	
1 RAVENSBERGEN B	5 TEN VELDE R	7 SCHOENAKER R	11 SLUIJTERS I	13 BENGHANEM S	27 SMIT A	77 BAIJENS D	0:56	-1	
1 RAVENSBERGEN B	3 STAVAST I	5 TEN VELDE R	11 SLUIJTERS I	13 BENGHANEM S	20 VERSTEIJNEN N	27 SMIT A	1:03	-1	
1 RAVENSBERGEN B	3 STAVAST I	5 TEN VELDE R	7 SCHOENAKER R	14 SCHAGEN B	15 KOOIJ L	20 VERSTEIJNEN N	1:09	-1	
3 STAVAST I	15 KOOIJ L	17 GEENEN K	20 VERSTEIJNEN N	27 SMIT A	30 VERSTEIJNEN A	33 HOUTEPEN T	1:14	-1	
1 RAVENSBERGEN B	7 SCHOENAKER R	14 SCHAGEN B	15 KOOIJ L	20 VERSTEIJNEN N	22 STEINS L	77 BAIJENS D	1:31	-1	
1 RAVENSBERGEN B	5 TEN VELDE R	7 SCHOENAKER R	13 BENGHANEM S	14 SCHAGEN B	20 VERSTEIJNEN N	77 BAIJENS D	1:52	-1	
1 RAVENSBERGEN B	7 SCHOENAKER R	13 BENGHANEM S	14 SCHAGEN B	20 VERSTEIJNEN N	22 STEINS L	77 BAIJENS D	8:58	-1	
1 RAVENSBERGEN B	3 STAVAST I	7 SCHOENAKER R	11 SLUIJTERS I	14 SCHAGEN B	15 KOOIJ L	33 HOUTEPEN T	1:36	-2	
3 STAVAST I	11 SLUIJTERS I	15 KOOIJ L	17 GEENEN K	27 SMIT A	28 CLAESSENS T	33 HOUTEPEN T	1:57	-2	

Empty Net								Time Played	GF	GA
3 STAVAST I	11 SLUIJTERS I	15 KOOIJ L	17 GEENEN K	27 SMIT A	28 CLAESSENS T	33 HOUTEPEN T	1:57	0	2	
3 STAVAST I	5 TEN VELDE R	13 BENGHANEM S	17 GEENEN K	20 VERSTEIJNEN N	27 SMIT A	33 HOUTEPEN T	1:14	0	0	
1 RAVENSBERGEN B	5 TEN VELDE R	7 SCHOENAKER R	11 SLUIJTERS I	13 BENGHANEM S	27 SMIT A	77 BAIJENS D	0:56	0	1	
3 STAVAST I	5 TEN VELDE R	7 SCHOENAKER R	14 SCHAGEN B	15 KOOIJ L	20 VERSTEIJNEN N	22 STEINS L	0:55	1	0	
5 TEN VELDE R	13 BENGHANEM S	14 SCHAGEN B	15 KOOIJ L	20 VERSTEIJNEN N	22 STEINS L	77 BAIJENS D	0:43	1	0	
5 TEN VELDE R	7 SCHOENAKER R	13 BENGHANEM S	20 VERSTEIJNEN N	27 SMIT A	33 HOUTEPEN T	77 BAIJENS D	0:35	0	0	
1 RAVENSBERGEN B	5 TEN VELDE R	11 SLUIJTERS I	13 BENGHANEM S	27 SMIT A	33 HOUTEPEN T	77 BAIJENS D	0:14	1	0	
1 RAVENSBERGEN B	5 TEN VELDE R	7 SCHOENAKER R	13 BENGHANEM S	20 VERSTEIJNEN N	27 SMIT A	77 BAIJENS D	0:04	0	0	

Line-Up Analysis

Match No: 25

Mannheim

Attendance: 10.878

NED 34 - 29 GEO

GEO - Georgia

Lineup efficiency		Time Played										GF	GA
7 RUSTAMOV K	10 KBILASHVILI I	11 TSKHOVREBADZE G	12 TSINTSADZE Z	14 ORJONIKIDZE T	18 ARSENASHVILI E	71 DIKHAMINJIA G	8:43	2	3				
7 RUSTAMOV K	10 KBILASHVILI I	11 TSKHOVREBADZE G	12 TSINTSADZE Z	18 ARSENASHVILI E	34 GAVASHELISHVILI M	71 DIKHAMINJIA G	6:23	6	2				
7 RUSTAMOV K	10 KBILASHVILI I	12 TSINTSADZE Z	14 ORJONIKIDZE T	18 ARSENASHVILI E	34 GAVASHELISHVILI M	71 DIKHAMINJIA G	6:22	1	6				
7 RUSTAMOV K	11 TSKHOVREBADZE G	14 ORJONIKIDZE T	18 ARSENASHVILI E	34 GAVASHELISHVILI M	71 DIKHAMINJIA G	87 NIKABADZE D	4:43	1	1				
7 RUSTAMOV K	11 TSKHOVREBADZE G	12 TSINTSADZE Z	14 ORJONIKIDZE T	18 ARSENASHVILI E	34 GAVASHELISHVILI M	71 DIKHAMINJIA G	2:51	1	4				
3 LAPIASHVILI G	7 RUSTAMOV K	11 TSKHOVREBADZE G	12 TSINTSADZE Z	14 ORJONIKIDZE T	34 GAVASHELISHVILI M	71 DIKHAMINJIA G	2:51	3	1				
3 LAPIASHVILI G	7 RUSTAMOV K	11 TSKHOVREBADZE G	14 ORJONIKIDZE T	34 GAVASHELISHVILI M	71 DIKHAMINJIA G	87 NIKABADZE D	2:17	1	2				
3 LAPIASHVILI G	7 RUSTAMOV K	14 ORJONIKIDZE T	24 GOGAVA Z	34 GAVASHELISHVILI M	71 DIKHAMINJIA G	87 NIKABADZE D	2:16	2	1				
7 RUSTAMOV K	11 TSKHOVREBADZE G	18 ARSENASHVILI E	24 GOGAVA Z	34 GAVASHELISHVILI M	71 DIKHAMINJIA G	87 NIKABADZE D	1:59	2	1				
3 LAPIASHVILI G	7 RUSTAMOV K	10 KBILASHVILI I	11 TSKHOVREBADZE G	12 TSINTSADZE Z	34 GAVASHELISHVILI M	71 DIKHAMINJIA G	1:56	1	0				
7 RUSTAMOV K	10 KBILASHVILI I	11 TSKHOVREBADZE G	14 ORJONIKIDZE T	18 ARSENASHVILI E	71 DIKHAMINJIA G	87 NIKABADZE D	1:53	2	0				
3 LAPIASHVILI G	7 RUSTAMOV K	11 TSKHOVREBADZE G	24 GOGAVA Z	34 GAVASHELISHVILI M	71 DIKHAMINJIA G	87 NIKABADZE D	1:52	1	1				
7 RUSTAMOV K	10 KBILASHVILI I	14 ORJONIKIDZE T	18 ARSENASHVILI E	34 GAVASHELISHVILI M	71 DIKHAMINJIA G	87 NIKABADZE D	1:51	0	0				
7 RUSTAMOV K	10 KBILASHVILI I	11 TSKHOVREBADZE G	14 ORJONIKIDZE T	18 ARSENASHVILI E	34 GAVASHELISHVILI M	71 DIKHAMINJIA G	1:33	1	0				
3 LAPIASHVILI G	7 RUSTAMOV K	11 TSKHOVREBADZE G	14 ORJONIKIDZE T	18 ARSENASHVILI E	34 GAVASHELISHVILI M	71 DIKHAMINJIA G	1:17	1	0				
7 RUSTAMOV K	10 KBILASHVILI I	11 TSKHOVREBADZE G	12 TSINTSADZE Z	14 ORJONIKIDZE T	34 GAVASHELISHVILI M	71 DIKHAMINJIA G	0:57	0	1				
7 RUSTAMOV K	10 KBILASHVILI I	14 ORJONIKIDZE T	18 ARSENASHVILI E	34 GAVASHELISHVILI M	71 DIKHAMINJIA G	94 SIMONIA Z	0:50	0	1				
10 KBILASHVILI I	11 TSKHOVREBADZE G	12 TSINTSADZE Z	14 ORJONIKIDZE T	18 ARSENASHVILI E	24 GOGAVA Z	71 DIKHAMINJIA G	0:50	0	0				
7 RUSTAMOV K	11 TSKHOVREBADZE G	14 ORJONIKIDZE T	18 ARSENASHVILI E	24 GOGAVA Z	34 GAVASHELISHVILI M	71 DIKHAMINJIA G	0:44	1	0				
3 LAPIASHVILI G	7 RUSTAMOV K	11 TSKHOVREBADZE G	14 ORJONIKIDZE T	18 ARSENASHVILI E	71 DIKHAMINJIA G	87 NIKABADZE D	0:41	0	1				
7 RUSTAMOV K	10 KBILASHVILI I	18 ARSENASHVILI E	24 GOGAVA Z	34 GAVASHELISHVILI M	71 DIKHAMINJIA G	87 NIKABADZE D	0:38	0	1				
3 LAPIASHVILI G	7 RUSTAMOV K	10 KBILASHVILI I	14 ORJONIKIDZE T	71 DIKHAMINJIA G	87 NIKABADZE D	94 SIMONIA Z	0:37	0	0				
3 LAPIASHVILI G	7 RUSTAMOV K	12 TSINTSADZE Z	14 ORJONIKIDZE T	18 ARSENASHVILI E	34 GAVASHELISHVILI M	71 DIKHAMINJIA G	0:36	0	1				
7 RUSTAMOV K	10 KBILASHVILI I	11 TSKHOVREBADZE G	14 ORJONIKIDZE T	18 ARSENASHVILI E	24 GOGAVA Z	71 DIKHAMINJIA G	0:34	1	0				
3 LAPIASHVILI G	7 RUSTAMOV K	10 KBILASHVILI I	12 TSINTSADZE Z	24 GOGAVA Z	34 GAVASHELISHVILI M	71 DIKHAMINJIA G	0:32	0	2				
7 RUSTAMOV K	10 KBILASHVILI I	11 TSKHOVREBADZE G	18 ARSENASHVILI E	34 GAVASHELISHVILI M	71 DIKHAMINJIA G	87 NIKABADZE D	0:30	1	0				
10 KBILASHVILI I	11 TSKHOVREBADZE G	12 TSINTSADZE Z	14 ORJONIKIDZE T	18 ARSENASHVILI E	34 GAVASHELISHVILI M	71 DIKHAMINJIA G	0:27	0	1				
7 RUSTAMOV K	10 KBILASHVILI I	11 TSKHOVREBADZE G	12 TSINTSADZE Z	14 ORJONIKIDZE T	18 ARSENASHVILI E	34 GAVASHELISHVILI M	0:17	0	1				
3 LAPIASHVILI G	7 RUSTAMOV K	10 KBILASHVILI I	12 TSINTSADZE Z	14 ORJONIKIDZE T	24 GOGAVA Z	71 DIKHAMINJIA G	0:09	0	1				
3 LAPIASHVILI G	7 RUSTAMOV K	10 KBILASHVILI I	11 TSKHOVREBADZE G	14 ORJONIKIDZE T	24 GOGAVA Z	71 DIKHAMINJIA G	0:08	0	1				
3 LAPIASHVILI G	7 RUSTAMOV K	10 KBILASHVILI I	14 ORJONIKIDZE T	34 GAVASHELISHVILI M	71 DIKHAMINJIA G	87 NIKABADZE D	0:07	0	0				

Score development		Time Played										G Diff.	
7 RUSTAMOV K	10 KBILASHVILI I	11 TSKHOVREBADZE G	12 TSINTSADZE Z	18 ARSENASHVILI E	34 GAVASHELISHVILI M	71 DIKHAMINJIA G	6:23		+4				
7 RUSTAMOV K	10 KBILASHVILI I	11 TSKHOVREBADZE G	14 ORJONIKIDZE T	18 ARSENASHVILI E	71 DIKHAMINJIA G	87 NIKABADZE D	1:53		+2				
3 LAPIASHVILI G	7 RUSTAMOV K	11 TSKHOVREBADZE G	12 TSINTSADZE Z	14 ORJONIKIDZE T	34 GAVASHELISHVILI M	71 DIKHAMINJIA G	2:51		+2				
7 RUSTAMOV K	10 KBILASHVILI I	11 TSKHOVREBADZE G	18 ARSENASHVILI E	34 GAVASHELISHVILI M	71 DIKHAMINJIA G	87 NIKABADZE D	0:30		+1				
7 RUSTAMOV K	10 KBILASHVILI I	11 TSKHOVREBADZE G	14 ORJONIKIDZE T	18 ARSENASHVILI E	24 GOGAVA Z	71 DIKHAMINJIA G	0:34		+1				
7 RUSTAMOV K	11 TSKHOVREBADZE G	14 ORJONIKIDZE T	18 ARSENASHVILI E	24 GOGAVA Z	34 GAVASHELISHVILI M	71 DIKHAMINJIA G	0:44		+1				
3 LAPIASHVILI G	7 RUSTAMOV K	11 TSKHOVREBADZE G	14 ORJONIKIDZE T	18 ARSENASHVILI E	34 GAVASHELISHVILI M	71 DIKHAMINJIA G	1:17		+1				
7 RUSTAMOV K	10 KBILASHVILI I	11 TSKHOVREBADZE G	14 ORJONIKIDZE T	18 ARSENASHVILI E	34 GAVASHELISHVILI M	71 DIKHAMINJIA G	1:33		+1				
3 LAPIASHVILI G	7 RUSTAMOV K	10 KBILASHVILI I	11 TSKHOVREBADZE G	12 TSINTSADZE Z	34 GAVASHELISHVILI M	71 DIKHAMINJIA G	1:56		+1				
7 RUSTAMOV K	11 TSKHOVREBADZE G	18 ARSENASHVILI E	24 GOGAVA Z	34 GAVASHELISHVILI M	71 DIKHAMINJIA G	87 NIKABADZE D	1:59		+1				
3 LAPIASHVILI G	7 RUSTAMOV K	14 ORJONIKIDZE T	24 GOGAVA Z	34 GAVASHELISHVILI M	71 DIKHAMINJIA G	87 NIKABADZE D	2:16		+1				
3 LAPIASHVILI G	7 RUSTAMOV K	10 KBILASHVILI I	14 ORJONIKIDZE T	34 GAVASHELISHVILI M	71 DIKHAMINJIA G	87 NIKABADZE D	0:07		0				
3 LAPIASHVILI G	7 RUSTAMOV K	10 KBILASHVILI I	14 ORJONIKIDZE T	71 DIKHAMINJIA G	87 NIKABADZE D	94 SIMONIA Z	0:37		0				
10 KBILASHVILI I	11 TSKHOVREBADZE G	12 TSINTSADZE Z	14 ORJONIKIDZE T	18 ARSENASHVILI E	24 GOGAVA Z	71 DIKHAMINJIA G	0:50		0				
7 RUSTAMOV K	10 KBILASHVILI I	14 ORJONIKIDZE T	18 ARSENASHVILI E	34 GAVASHELISHVILI M	71 DIKHAMINJIA G	87 NIKABADZE D	1:51		0				
3 LAPIASHVILI G	7 RUSTAMOV K	11 TSKHOVREBADZE G	24 GOGAVA Z	34 GAVASHELISHVILI M	71 DIKHAMINJIA G	87 NIKABADZE D	1:52		0				
7 RUSTAMOV K	11 TSKHOVREBADZE G	14 ORJONIKIDZE T	18 ARSENASHVILI E	34 GAVASHELISHVILI M	71 DIKHAMINJIA G	87 NIKABADZE D	4:43		0				
3 LAPIASHVILI G	7 RUSTAMOV K	10 KBILASHVILI I	11 TSKHOVREBADZE G	14 ORJONIKIDZE T	24 GOGAVA Z	71 DIKHAMINJIA G	0:08		-1				
3 LAPIASHVILI G	7 RUSTAMOV K	10 KBILASHVILI I	12 TSINTSADZE Z	14 ORJONIKIDZE T	24 GOGAVA Z	71 DIKHAMINJIA G	0:09		-1				
7 RUSTAMOV K	10 KBILASHVILI I	11 TSKHOVREBADZE G	12 TSINTSADZE Z	14 ORJONIKIDZE T	18 ARSENASHVILI E	34 GAVASHELISHVILI M	0:17		-1				
10 KBILASHVILI I	11 TSKHOVREBADZE G	12 TSINTSADZE Z	14 ORJONIKIDZE T	18 ARSENASHVILI E	34 GAVASHELISHVILI M	71 DIKHAMINJIA G	0:27		-1				
3 LAPIASHVILI G	7 RUSTAMOV K	12 TSINTSADZE Z	14 ORJONIKIDZE T	18 ARSENASHVILI E	34 GAVASHELISHVILI M	71 DIKHAMINJIA G	0:36		-1				
7 RUSTAMOV K	10 KBILASHVILI I	18 ARSENASHVILI E	24 GOGAVA Z	34 GAVASHELISHVILI M	71 DIKHAMINJIA G	87 NIKABADZE D	0:38		-1				
3 LAPIASHVILI G	7 RUSTAMOV K	11 TSKHOVREBADZE G	14 ORJONIKIDZE T	18 ARSENASHVILI E	71 DIKHAMINJIA G	87 NIKABADZE D	0:41		-1				
7 RUSTAMOV K	10 KBILASHVILI I	14 ORJONIKIDZE T	18 ARSENASHVILI E	34 GAVASHELISHVILI M	71 DIKHAMINJIA G	94 SIMONIA Z	0:50		-1				
7 RUSTAMOV K	10 KBILASHVILI I	11 TSKHOVREBADZE G	12 TSINTSADZE Z	14 ORJONIKIDZE T	34 GAVASHELISHVILI M	71 DIKHAMINJIA G	0:57		-1				
3 LAPIASHVILI G	7 RUSTAMOV K	11 TSKHOVREBADZE G	14 ORJONIKIDZE T	34 GAVASHELISHVILI M	71 DIKHAMINJIA G	87 NIKABADZE D	2:17		-1				
3 LAPIASHVILI G	7 RUSTAMOV K	12 TSINTSADZE Z	14 ORJONIKIDZE T	24 GOGAVA Z	34 GAVASHELISHVILI M	71 DIKHAMINJIA G	2:36		-1				
7 RUSTAMOV K	10 KBILASHVILI I	11 TSKHOVREBADZE G	12 TSINTSADZE Z	14 ORJONIKIDZE T	18 ARSENASHVILI E	71 DIKHAMINJIA G	8:43		-1				
3 LAPIASHVILI G	7 RUSTAMOV K	10 KBILASHVILI I	12 TSINTSADZE Z	24 GOGAVA Z	34 GAVASHELISHVILI M	71 DIKHAMINJIA G	0:32		-2				
7 RUSTAMOV K	11 TSKHOVREBADZE G	12 TSINTSADZE Z	14 ORJONIKIDZE T	18 ARSENASHVILI E	34 GAVASHELISHVILI M	71 DIKHAMINJIA G	2:51		-3				
7 RUSTAMOV K	10 KBILASHVILI I	12 TSINTSADZE Z	14 ORJONIKIDZE T	18 ARSENASHVILI E	34 GAVASHELISHVILI M	71 DIKHAMINJIA G	6:22		-5				



MEN'S EUROPEAN HANDBALL CHAMPIONSHIP
EHF EURO 2024



MEN'S EHF EURO 2024

GERMANY
10-28 JANUARY

Preliminary Round - Group E

THU 11 JAN 2024
Start Time: 18:00

Line-Up Analysis

Match No: 25

NED 34 - 29 GEO

Mannheim

Attendance: 10.878

GEO - Georgia

Empty Net								Time Played	GF	GA
7 RUSTAMOV K	10 KBILASHVILI I	11 TSKHOVREBADZE G	14 ORJONIKIDZE T	18 ARSENASHVILI E	34 GAVASHELISHVILI M	71 DIKHAMINJIA G	1:33	1	0	
3 LAPIASHVILI G	7 RUSTAMOV K	11 TSKHOVREBADZE G	14 ORJONIKIDZE T	18 ARSENASHVILI E	34 GAVASHELISHVILI M	71 DIKHAMINJIA G	1:17	1	0	
7 RUSTAMOV K	10 KBILASHVILI I	14 ORJONIKIDZE T	18 ARSENASHVILI E	34 GAVASHELISHVILI M	71 DIKHAMINJIA G	94 SIMONIA Z	0:50	0	1	
7 RUSTAMOV K	11 TSKHOVREBADZE G	14 ORJONIKIDZE T	18 ARSENASHVILI E	24 GOGAVA Z	34 GAVASHELISHVILI M	71 DIKHAMINJIA G	0:44	1	0	
7 RUSTAMOV K	10 KBILASHVILI I	11 TSKHOVREBADZE G	14 ORJONIKIDZE T	18 ARSENASHVILI E	24 GOGAVA Z	71 DIKHAMINJIA G	0:34	1	0	
3 LAPIASHVILI G	7 RUSTAMOV K	10 KBILASHVILI I	11 TSKHOVREBADZE G	14 ORJONIKIDZE T	24 GOGAVA Z	71 DIKHAMINJIA G	0:08	0	1	

Legend:
G Diff. Goals Difference