

FRI 19 JAN 2024  
Start Time: 18:00

### Main Round Group II

Hamburg

## Start List

Match No: 54

### NOR - NED

**Referees:** PAVICEVIC Ivan (MNE) / RAZNATOVIC Milos (MNE) **EHF Supervisor:** MANCHADO LOPEZ Carmen (ESP)  
**Reserve Referees:** MARÍN LORENTE Andreu (ESP) / GARCIA SERRADILLA Ignacio (ESP) **EHF Observer:** REIBEL Denis (FRA)  
**Timekeeper:** BLOCK Rainer (GER)  
**Scorekeeper:** BUSS Michael (GER)

### NOR - Norway

No.	Name	Pos.	Height m	Int. Matches		Competition Statistics								
				MP	G	MP	G	7mG	YC	2Min	RC	S	7mS	
12	SÆVERAS Kristian Skinstad	GK	1.94	78	3	4							7	
30	BERGERUD Torbjorn Sittrup	GK	2.01	137	0	4							40	
3	AGA Vetle Eck	P	1.90	41	4	1								
5	SAGOSEN Sander	LB	1.95	160	808	4	16	2			1			
6	BARTHOLD Sebastian	LW	1.85	75	206	4	9							
7	OVERJORDET Sander Andreassen	CB	1.91	49	50	1	3							
11	OVERBY Petter	P	2.00	129	128	4	7				2		1	
15	TONNESEN Kent Robin	RB	1.95	134	333	1						1		
19	BJORNSEN Kristian	RW	1.91	188	675	4	15					1		
21	GULLERUD Magnus	P	1.94	184	274	4	11			1		3		
22	GRONDAHL Tobias Schjolberg	CB	1.83	27	50	3	6	4						
24	O'SULLIVAN Christian	CB	1.90	183	286	4								
27	REINKIND Harald	RB	1.97	162	350	4	9					2		
43	LYSE Simen Ulstad	LB	1.99	8	14	4	3							
44	GULLIKSEN Kevin Maagero	RW	1.80	96	164	4								
71	BLONZ Alexandre Christoffersen	LW	1.89	76	161	4	15	8						
(NN)	JAKOBSEN Henrik	P	1.96	56	51	3	1							
(NN)	JOHANNESSEN Goran Sogard	LB	1.93	108	260	4	13					1		
(NN)	SETTERBLUM Gabriel	RB	1.94	3	5	1	1							
(NN)	TOFT Erik Thorsteinsen	LB	1.92	28	54									
<b>Headcoach</b>		WILLE Jonas Liberg		<b>Bench/Team</b>										

NOR Played		
PR	POL	32 - 21
PR	FAR	26 - 26
PR	SLO	27 - 28
MR	POR	32 - 37
MR	NED	19 JAN
MR	DEN	21 JAN
MR	SWE	23 JAN

### NED - Netherlands

No.	Name	Pos.	Height m	Int. Matches		Competition Statistics								
				MP	G	MP	G	7mG	YC	2Min	RC	S	7mS	
1	RAVENBERGEN Bart	GK	1.90	102	16	4	2						34	1
30	VERSTEIJNEN Arjan	GK	1.93	24	1	4							5	
3	STAVAST Ivar	CB	1.91	41	52	4	4							
5	TEN VELDE Rutger	LW	1.78	63	166	4	28	13						
7	SCHOENAKER Robin	LB	1.98	53	8	4			3		6			
11	SLUIJTERS Iso	RB	1.92	112	195	4	4							
14	SCHAGEN Bobby	RW	1.90	133	400	4	7							
15	KOOIJ Lars	P	1.99	16	20	4	9					4		
17	GEENEN Kaj	LW	1.84	12	6	4	5					1		
20	VERSTEIJNEN Niels Gerardus	RB	2.00	41	61	4	15							
21	KLEIJKERS Martijn	P	1.88	1	1	1	1							
22	STEINS Luc	CB	1.73	107	300	4	10					1		
23	SMITS Jorn	LB	1.93	67	94									
27	SMIT Alec	RW	1.82	53	65	4	5							
28	CLAESSENS Tim	P	1.97	13	3	4	2					4		
77	BAIJENS Dani	CB	1.82	77	206	4	19							
(NN)	BENGHANEM Samir	P	1.94	68	126	3	9					1		
(NN)	BLAAUW Niko	LB	1.90	11	2									
(NN)	HOUTEPEN Thomas	CB	1.83	11	10	4	5							
(NN)	van ZUNDERT Janik	RB	1.91	3	0									
<b>Headcoach</b>		OLSSON Staffan (SWE)		<b>Bench/Team</b>										

NED Played		
PR	GEO	34 - 29
PR	BIH	36 - 20
PR	SWE	28 - 29
MR	DEN	27 - 39
MR	NOR	19 JAN
MR	SLO	21 JAN
MR	POR	23 JAN

**Notes:**  
Players below the bold line are not playing in this match.

Legend:			
<b>(NN)</b>	Not nominated	<b>2Min</b>	2-Minute Suspensions
<b>CB</b>	Centre Back	<b>G</b>	Goals
<b>LW</b>	Left Wing	<b>MP</b>	Matches Played
<b>Pos</b>	Position	<b>PR</b>	Preliminary Round
<b>RC</b>	Red Cards (Direct and after 3rd 2-Minute Suspension)	<b>RB</b>	Right Back
<b>YC</b>	Yellow Cards	<b>RW</b>	Right Wing
		<b>7mG</b>	7-metre Goals
		<b>GK</b>	Goalkeeper
		<b>MR</b>	Main Round
		<b>LB</b>	Left Back
		<b>P</b>	Line Player
		<b>S</b>	Saves

### Main Round Group II

FRI 19 JAN 2024  
Start Time: 18:00

Hamburg

Attendance: 13.376

## Results

Match No: 54

### NOR 35 - 32 NED

(16 - 18) (19 - 14)

Referees: PAVICEVIC Ivan (MNE) / RAZNATOVIC Milos (MNE)

#### Norway

Coach: WILLE Jonas Liberg

Time outs: 3

No.	Name	Total			Goals / Shots							Punishments			TP	
		Goals	Shots	%	7m	6m	Wing	BT	FB	FTO	9m	EG	YC	RC		2M
3	AGA Vetle Eck														1	21:36
5	SAGOSEN Sander	6	10	60		5/6		1/1			0/3					45:37
6	BARTHOLD Sebastian															2:04
7	OVERJORDET Sander Andreassen	0	2	0		0/1				0/1						5:50
11	OVERBY Petter	6	6	100		6/6								1		30:28
12	SÆVERAS Kristian Skinstad	1	1	100								1/1				45:20
15	TONNESEN Kent Robin	3	6	50		1/2				2/4						41:39
19	BJORNSEN Kristian	5	5	100			3/3		2/2							56:36
21	GULLERUD Magnus	6	7	86		6/7								1		29:46
22	GRONDAHL Tobias Schjolberg	1	2	50	0/1	1/1										5:14
24	O'SULLIVAN Christian	1	1	100		1/1										16:17
27	REINKIND Harald	0	2	0						0/2						16:22
30	BERGERUD Torbjorn Sittrup															12:30
43	LYSE Simen Ulstad	0	7	0		0/1				0/6						35:49
44	GULLIKSEN Kevin Maagero															0:00
71	BLONZ Alexandre Christoffersen	6	7	86	1/1		3/4		2/2					1		54:52
Totals		35	56	63	1/2	20/25	6/7	1/1	4/4		2/16	1/1			4	60:00

No.	Name	Total			Saves / Shots						
		Saves	Shots	%	7m	6m	Wing	BT	FB	FTO	9m
12	SÆVERAS Kristian Skinstad	10	31	32	0/2	5/15	2/6	1/2	0/2		2/4
30	BERGERUD Torbjorn Sittrup	1	12	8	0/2	1/3	0/2	0/1	0/2		0/1
Totals		11	43	26	0/4	6/18	2/8	1/3	0/4		2/5

#### Netherlands

Coach: OLSSON Staffan

Time outs: 2

No.	Name	Total			Goals / Shots							Punishments			TP	
		Goals	Shots	%	7m	6m	Wing	BT	FB	FTO	9m	EG	YC	RC		2M
1	RAVENSBERGEN Bart															57:38
3	STAVAST Ivar															0:00
5	TEN VELDE Rutger	8	13	62	4/4	1/2	2/5		1/2							44:02
7	SCHOENAKER Robin														1	36:21
11	SLUIJTERS Iso														1	17:16
14	SCHAGEN Bobby	5	6	83		1/1	4/5									42:59
15	KOOIJ Lars	5	8	63		5/7			0/1							46:04
17	GEENEN Kaj															0:00
20	VERSTEIJNEN Niels Gerardus	5	11	45		2/4				2/6	1/1			1		53:33
21	KLEIJKERS Martijn															0:00
22	STEINS Luc	3	5	60		1/2		1/1	1/1		0/1					56:56
23	SMITS Jorn	0	1	0						0/1						6:42
27	SMIT Alec															0:00
28	CLAESSENS Tim	1	1	100		1/1										0:32
30	VERSTEIJNEN Arjan															0:32
77	BAIJENS Dani	5	9	56		1/2		1/2	2/2	1/3						57:25
Totals		32	54	59	4/4	12/19	6/10	2/3	4/6		3/10	1/2			3	60:00

No.	Name	Total			Saves / Shots						
		Saves	Shots	%	7m	6m	Wing	BT	FB	FTO	9m
1	RAVENSBERGEN Bart	11	45	24	0/1	3/22	1/7	0/1	0/4		7/9
30	VERSTEIJNEN Arjan	0	1	0		0/1					
Totals		11	46	24	0/1	3/23	1/7	0/1	0/4		7/9

#### Attacks

Team	All		Player Majority		Player Minority		Position Attacks		FB		Ind. FB		Team FB		TO	TO %
	G/Att.	%	G/Att.	%	G/Att.	%	G/Att.	%	G/Att.	%	G/Att.	%	G/Att.	%		
NOR	35/63	56	3/6	50	3/4	75	30/58	52	4/4	100	2/2	100	2/2	100	11	17
NED	32/63	51	3/7	43	3/6	50	27/55	49	4/6	67			4/6	67	12	19

#### RUNNING SCORE

NOR - NED	
1st Half	
OVERBY P	1 (1) 0
BJORNSEN K	2 (2) 0
	2 (2) 1 BAIJENS D
	2 (3) 2 SCHAGEN B
	2 (4) 3 TEN VELDE R
SAGOSEN S	3 (6) 3
BJORNSEN K	4 (7) 3
	4 (7) 4 KOOIJ L
GULLERUD M	5 (8) 4
	5 (8) 5 STEINS L
BJORNSEN K	6 (9) 5
O'SULLIVAN C	7 (9) 5
	7 (9) 6 STEINS L
	7 (10) 7 VERSTEIJNEN N
OVERBY P	8 (12) 7
	8 (12) 8 TEN VELDE R
	8 (13) 9 BAIJENS D
	8 (13) 10 VERSTEIJNEN N
GULLERUD M	9 (14) 10
	9 (14) 11 TEN VELDE R
BLONZ A	10 (15) 11
	10 (17) 12 TEN VELDE R
GULLERUD M	11 (17) 12
	11 (18) 13 VERSTEIJNEN N
SAGOSEN S	12 (18) 13
SAGOSEN S	13 (20) 13
	13 (20) 14 KOOIJ L
	13 (22) 15 TEN VELDE R
OVERBY P	14 (22) 15
	14 (24) 16 TEN VELDE R
TONNESEN K	15 (25) 16
BLONZ A	16 (26) 16
	16 (27) 17 KOOIJ L
	16 (29) 18 VERSTEIJNEN N
2nd Half	
BLONZ A	17 (32) 18
BLONZ A	18 (32) 18
	18 (33) 19 SCHAGEN B
SAGOSEN S	19 (33) 19
	19 (34) 20 KOOIJ L
OVERBY P	20 (35) 20
BLONZ A	21 (36) 20
	21 (37) 21 BAIJENS D
GULLERUD M	22 (37) 21
BJORNSEN K	23 (38) 21
	23 (38) 22 KOOIJ L
GULLERUD M	24 (39) 22
BJORNSEN K	25 (42) 22
SÆVERAS K	26 (43) 22
	26 (44) 23 STEINS L
GULLERUD M	27 (44) 23
TONNESEN K	28 (47) 23
	28 (48) 24 BAIJENS D
	28 (49) 25 TEN VELDE R
	28 (50) 26 SCHAGEN B
BLONZ A	29 (52) 26
	29 (52) 27 SCHAGEN B
SAGOSEN S	30 (53) 27
	30 (54) 28 SCHAGEN B
OVERBY P	31 (55) 28
GRONDAHL T	32 (56) 28
	32 (58) 29 VERSTEIJNEN N
	32 (58) 30 TEN VELDE R
TONNESEN K	33 (58) 30
SAGOSEN S	34 (59) 30
	34 (60) 31 BAIJENS D
	34 (60) 32 CLAESSENS T
OVERBY P	35 (60) 32

Legend:							
%	Efficiency	2M	2-Minute Suspensions	6m	6-metre Shots	7m	7-metre Penalty Shots
9m	9-metre Shots	BT	Breakthroughs	EG	Empty Goal	FB	Fast Breaks
FTO	Fast Throw off	G/Att.	Goals/Attacks	Ind.	Individual	No.	Uniform Number
RC	Red Cards (Direct and after 3rd 2-Minute Suspension)	TO	Turnover	TP	Time Played		
Wing	Wing Shots	YC	Yellow Cards				

FRI 19 JAN 2024  
Start Time: 18:00

**Main Round Group II**

**Hamburg**

**Match Team Statistics**  
Match No: 54

**NOR 35 - 32 NED**  
(16 - 18) (19 - 14)

**Referees:** PAVICEVIC Ivan (MNE) / RAZNATOVIC Milos (MNE)

**NOR - Norway**

Coach: WILLE Jonas Liberg

Time outs: 3

No.	Name	Total			All Goals / Shots								Punishments				Offence			Defence			TP	
		Goals	Shots	%	7m	7m%	6m	Wing	BT	FB	FTO	9m	EG	YC	RC	2M	2+2	AS	R7	TO/TF	ST	BS		P7
3	AGA Vette Eck														1								1	21:36
5	SAGOSEN Sander	6	10	60			5/6		1/1			0/3						11	1	1 / 1				45:37
6	BARTHOLD Sebastian																							2:04
7	OVERJORDET Sander Andreassen	0	2	0			0/1				0/1									/ 1				5:50
11	OVERBY Petter	6	6	100			6/6								1					/ 1	1			30:28
12	SÆVERAS Kristian Skinstad	1	1	100								1/1												45:20
15	TONNESEN Kent Robin	3	6	50			1/2				2/4							1	2 / 1		2			41:39
19	BJORNSSEN Kristian	5	5	100				3/3		2/2								1	/ 1			1		56:36
21	GULLERUD Magnus	6	7	86			6/7							1	1						1			29:46
22	GRONDAHL Tobias Schjolberg	1	2	50	0/1	0	1/1																	5:14
24	O'SULLIVAN Christian	1	1	100			1/1												2					16:17
27	REINKIND Harald	0	2	0							0/2								1	1			1	16:22
30	BERGERUD Torbjorn Sittруп																							12:30
43	LYSE Simen Ulstad	0	7	0			0/1				0/6							6						35:49
44	GULLIKSEN Kevin Maagero																							0:00
71	BLONZ Alexandre Christoffersen	6	7	86	1/1	100		3/4		2/2					1					1	1	1	1	54:52
Team																								1
Totals		35	56	63	1/2	50	20/25	6/7	1/1	4/4		2/16	1/1		4		22	2	5 / 6	3	2	4		

No.	Name	Total			All Saves / Shots										
		Saves	Shots	%	7m	7m%	6m	Wing	BT	FB	FTO	9m	9m%	NS	NS%
12	SÆVERAS Kristian Skinstad	10	31	32	0/2	0	5/15	2/6	1/2	0/2		2/4	50	8/23	35
30	BERGERUD Torbjorn Sittруп	1	12	8	0/2	0	1/3	0/2	0/1	0/2		0/1	0	1/6	17
Totals		11	43	26	0/4	0	6/18	2/8	1/3	0/4		2/5	40	9/29	31

**Attacks**

Team	All		Player Majority		Player Minority		Position Attacks		FB		Ind. FB		Team FB		TO	TO %
	G/Att.	%	G/Att.	%	G/Att.	%	G/Att.	%	G/Att.	%	G/Att.	%	G/Att.	%		
NOR	35/63	56	3/6	50	3/4	75	30/58	52	4/4	100	2/2	100	2/2	100	11	17

**Team Shots**

	Goals	Saves	Missed	Post	Blocked	Total	%	Prop %
6m Shots	20	3	1	1		25	80	45
Wing Shots	6	1				7	86	13
L R	3 3	1				4 3	75 100	7 5
9m Shots	2	7	1	1	5	16	13	29
L C R	1 1	2 5	1	1	1 3 1	3 11 2	0 9 50	5 20 4
7m Penalty Throws	1		1			2	50	4
Fast Breaks	4					4	100	7
Breakthroughs	1					1	100	2
Totals	35	11	3	2	5	56	63	100

Legend:									
%	Efficiency	2M	2-Minute Suspensions	2+2	2+2 Minute Suspensions	6m	6-metre Shots	7m	7-metre Penalty Shots
9m	9-metre Shots	AS	Assists	BS	Blocked Shots	BT	Breakthroughs	C	Center
EG	Empty Goal	FB	Fast Breaks	FTO	Fast Throw off	G/Att.	Goals/Attacks	Ind.	Individual
L	Left	NS	Near Shots	P7	Penalty 7-metre Fouls	Prop %	Proportion of Goals	R7	Received 7-metre Fouls
R	Right	RC	Red Cards (Direct and after 3rd 2-Minute Suspension)	P7	Penalty 7-metre Fouls	ST	Steals	TO/TF	Turnover/Technical Faults
TP	Time Played	Wing	Wing Shots	YC	Yellow Cards				

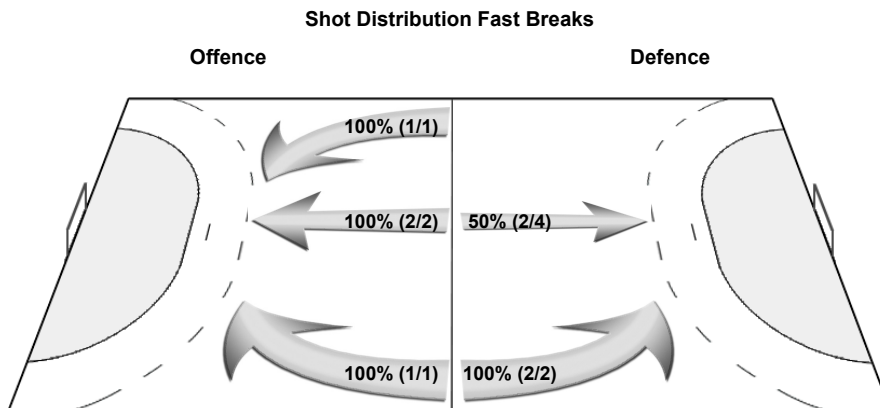
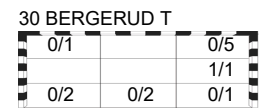
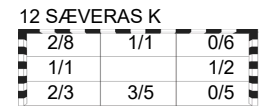
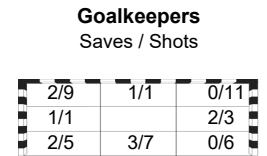
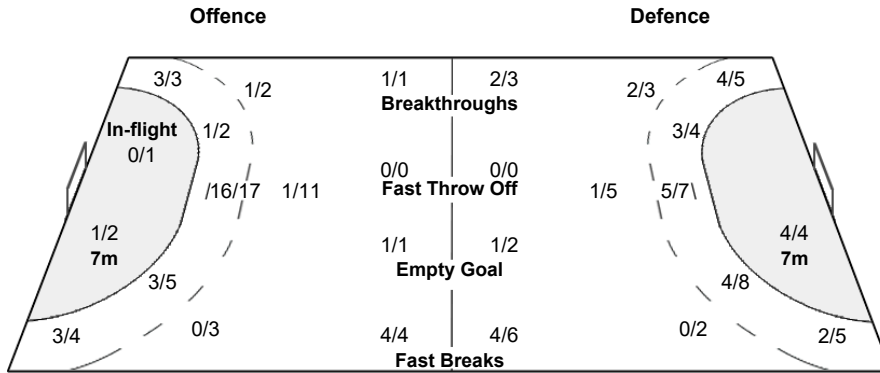
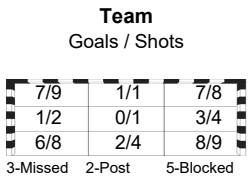
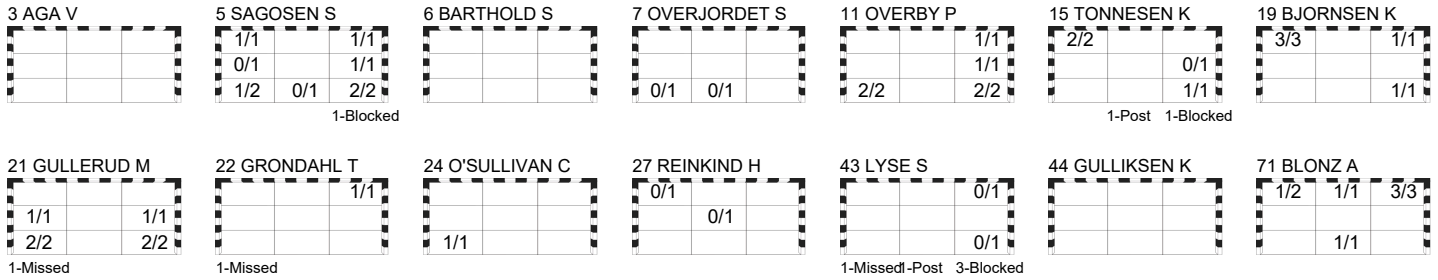
Match Team Statistics  
Match No: 54

NOR 35 - 32 NED  
(16 - 18) (19 - 14)

Referees: PAVICEVIC Ivan (MNE) / RAZNATOVIC Milos (MNE)

NOR - Norway

Overview of Shot Distribution



FRI 19 JAN 2024  
Start Time: 18:00

### Main Round Group II

Hamburg

## Match Team Statistics

Match No: 54

**NOR 35 - 32 NED**

(16 - 18) (19 - 14)

Referees: PAVICEVIC Ivan (MNE) / RAZNATOVIC Milos (MNE)

### NED - Netherlands

Coach: OLSSON Staffan (SWE)

Time outs: 2

No.	Name	Total			All Goals / Shots								Punishments				Offence			Defence			TP	
		Goals	Shots	%	7m	7m%	6m	Wing	BT	FB	FTO	9m	EG	YC	RC	2M	2+2	AS	R7	TO/TF	ST	BS		P7
1	RAVENSBERGEN Bart																	1						57:38
3	STAVAST Ivar																							0:00
5	TEN VELDE Rutger	8	13	62	4/4	100	1/2	2/5		1/2									1				1	44:02
7	SCHOENAKER Robin														1							2		36:21
11	SLUIJTERS Iso														1							1		17:16
14	SCHAGEN Bobby	5	6	83			1/1	4/5																42:59
15	KOOIJ Lars	5	8	63			5/7			0/1								1	1	/ 2		1		46:04
17	GEENEN Kaj																							0:00
20	VERSTEIJNEN Niels Gerardus	5	11	45			2/4				2/6	1/1			1		2	1	2 / 1			1		53:33
21	KLEIJKERS Martijn																							0:00
22	STEINS Luc	3	5	60			1/2		1/1	1/1		0/1					11	1	4 / 1					56:56
23	SMITS Jorn	0	1	0							0/1											1		6:42
27	SMIT Alec																							0:00
28	CLAESSENS Tim	1	1	100			1/1																	0:32
30	VERSTEIJNEN Arjan																							0:32
77	BAIJENS Dani	5	9	56			1/2		1/2	2/2	1/3						3		2					57:25
Totals		32	54	59	4/4	100	12/19	6/10	2/3	4/6	3/10	1/2			3		18	4	8 / 4		5	2		

No.	Name	Total			All Saves / Shots										
		Saves	Shots	%	7m	7m%	6m	Wing	BT	FB	FTO	9m	9m%	NS	NS%
1	RAVENSBERGEN Bart	11	45	24	0/1	0	3/22	1/7	0/1	0/4		7/9	78	4/30	13
30	VERSTEIJNEN Arjan	0	1	0			0/1							0/1	0
Totals		11	46	24	0/1	0	3/23	1/7	0/1	0/4		7/9	78	4/31	13

### Attacks

Team	All		Player Majority		Player Minority		Position Attacks		FB		Ind. FB		Team FB		TO	TO %
	G/Att.	%	G/Att.	%	G/Att.	%	G/Att.	%	G/Att.	%	G/Att.	%	G/Att.	%		
NED	32/63	51	3/7	43	3/6	50	27/55	49	4/6	67			4/6	67	12	19

### Team Shots

	Goals	Saves	Missed	Post	Blocked	Total	%	Prop %
6m Shots	12	6	1			19	63	35
Wing Shots	6	2		2		10	60	19
L R	2 4	2		1 1		5 5	40 80	9 9
9m Shots	3	2	3		2	10	30	19
L C R	1 2	2	2 1		2	2 5 3	0 20 67	4 9 6
7m Penalty Throws	4					4	100	7
Fast Breaks	4		1	1		6	67	11
Breakthroughs	2	1				3	67	6
Totals	32	11	6	3	2	54	59	100

Legend:			
%	Efficiency	2M	2-Minute Suspensions
9m	9-metre Shots	AS	Assists
EG	Empty Goal	FB	Fast Breaks
L	Left	NS	Near Shots
R	Right	RC	Red Cards (Direct and after 3rd 2-Minute Suspension)
TP	Time Played	Wing	Wing Shots
2+2	2+2 Minute Suspensions	BT	Blocked Shots
6m	6-metre Shots	FTO	Fast Throw off
7m	7-metre Penalty Shots	G/Att.	Goals/Attacks
BS	Blocked Shots	Prop %	Proportion of Goals
C	Center	ST	Steals
Ind.	Individual	TO/TF	Turnover/Technical Faults
R7	Received 7-metre Fouls		

## Match Team Statistics

Match No: 54

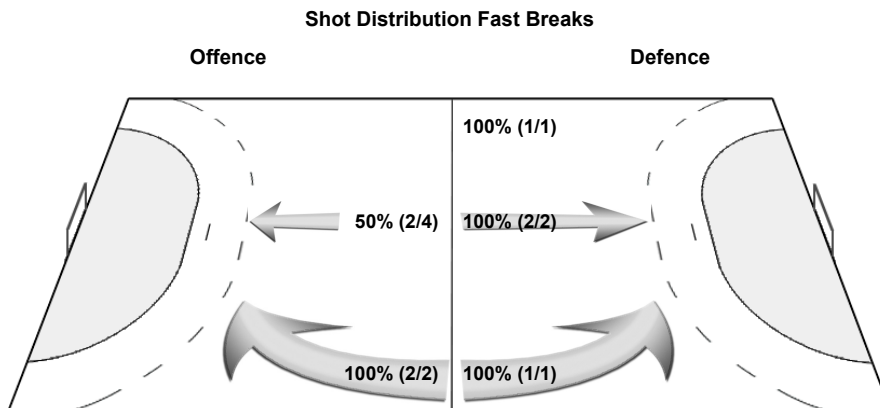

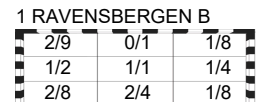
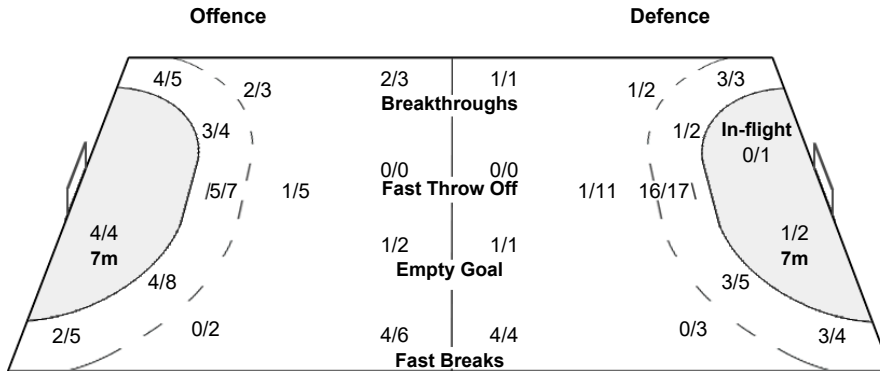
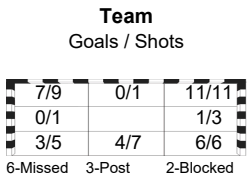
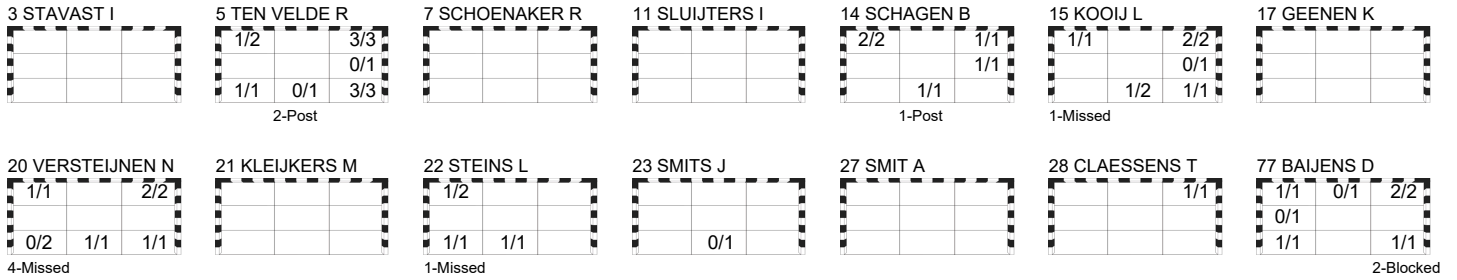
### NOR 35 - 32 NED

(16 - 18) (19 - 14)

Referees: PAVICEVIC Ivan (MNE) / RAZNATOVIC Milos (MNE)

## NED - Netherlands

### OverView of Shot Distribution



## Play by Play

Match No: 54

## NOR 35 - 32 NED

(16 - 18) (19 - 14)

Referees: PAVICEVIC Ivan (MNE) / RAZNATOVIC Milos (MNE)

<b>NOR</b>	<b>3</b> AGA Vette Eck	<b>5</b> SAGOSEN Sander	<b>6</b> BARTHOLD Sebastian	<b>A</b> EGE Steinar
	<b>7</b> OVERJORDET Sander Andreassen	<b>11</b> OVERBY Petter	<b>12</b> SÆVERAS Kristian Skinstad	<b>B</b> WILLE Jonas Liberg
	<b>15</b> TONNESEN Kent Robin	<b>19</b> BJORNSEN Kristian	<b>21</b> GULLERUD Magnus	<b>C</b> BOQUIST Sven Martin
	<b>22</b> GRONDAHL Tobias Schjolberg	<b>24</b> O'SULLIVAN Christian	<b>27</b> REINKIND Harald	<b>D</b> MARKUSSEN Harald
	<b>30</b> BERGERUD Torbjorn Sittrup	<b>43</b> LYSE Simen Ulstad	<b>44</b> GULLIKSEN Kevin Maagero	
	<b>71</b> BLONZ Alexandre Christoffersen			
<b>NED</b>	<b>1</b> RAVENSBERGEN Bart	<b>3</b> STAVAST Ivar	<b>5</b> TEN VELDE Rutger	<b>A</b> WONG Wai
	<b>7</b> SCHOENAKER Robin	<b>11</b> SLUIJTERS Iso	<b>14</b> SCHAGEN Bobby	<b>B</b> OLSSON Staffan
	<b>15</b> KOOIJ Lars	<b>17</b> GEENEN Kaj	<b>20</b> VERSTEIJNEN Niels Gerardus	<b>C</b> EIJLERS Gerrie
	<b>21</b> KLEIJKERS Martijn	<b>22</b> STEINS Luc	<b>30</b> SMITS Jorn	<b>E</b> DEKKER Rian
	<b>27</b> SMIT Alec	<b>28</b> CLAESSENS Tim	<b>23</b> VERSTEIJNEN Arjan	
	<b>77</b> BAIJENS Dani			

### 1st HALF

Match Time	NOR - Norway	Score	Lead	NED - Netherlands
0:00	30 BERGERUD T Goalkeeper			1 RAVENSBERGEN B Goalkeeper
0:38				77 BAIJENS D Turnover
0:47	11 OVERBY P Goal left 6m bottom left (24 O'SULLIVAN C)	1 - 0	+1	
0:56				20 VERSTEIJNEN N Turnover
1:00	19 BJORNSEN K Goal fast break top right (24 O'SULLIVAN C), 97.55 km/h	2 - 0	+2	
1:33		2 - 1	+1	77 BAIJENS D Goal breakthrough bottom right, 103.56 km/h
2:06	27 REINKIND H Turnover			
2:18		2 - 2	0	14 SCHAGEN B Goal right wing bottom centre (20 VERSTEIJNEN N), 92.15 km/h
3:16	27 REINKIND H Shot centre 9m saved top left			
3:25	27 REINKIND H 7m caused			22 STEINS L 7m received
3:38		2 - 3	-1	5 TEN VELDE R Goal Penalty shot top right (22 STEINS L), 102.78 km/h
4:25	7 OVERJORDET S Shot centre 6m saved bottom centre			
5:15				15 KOOIJ L Shot centre 6m saved middle right
5:27	5 SAGOSEN S Goal centre 6m bottom left, 98.40 km/h	3 - 3	0	
5:39				20 VERSTEIJNEN N Shot right 6m missed
6:14	19 BJORNSEN K Goal right wing top left (21 GULLERUD M), 34.79 km/h	4 - 3	+1	
6:28		4 - 4	0	15 KOOIJ L Goal centre 6m top right (22 STEINS L), 104.48 km/h
7:04	21 GULLERUD M Goal centre 6m middle left (5 SAGOSEN S), 100.79 km/h	5 - 4	+1	
7:16		5 - 5	0	22 STEINS L Goal left 6m top left
8:23	19 BJORNSEN K Goal right wing top left (5 SAGOSEN S), 27.01 km/h	6 - 5	+1	
8:36				15 KOOIJ L Technical Fault
8:47	24 O'SULLIVAN C Goal centre 6m bottom left (27 REINKIND H), 102.01 km/h	7 - 5	+2	
8:54		7 - 6	+1	22 STEINS L Goal fast break bottom left, 72.26 km/h
8:54	21 GULLERUD M 2-minutes suspension			
9:25	11 OVERBY P Technical Fault			
9:37		7 - 7	0	20 VERSTEIJNEN N Goal empty goal bottom centre, 101.23 km/h
9:45	21 GULLERUD M for 30 BERGERUD T Empty goal			
10:09				11 SLUIJTERS I 2-minutes suspension
10:27	43 LYSE S Shot left 9m saved top right			
10:31	30 BERGERUD T for 27 REINKIND H Goalkeeper back			
10:34				22 STEINS L Shot empty goal missed
10:43	27 REINKIND H for 30 BERGERUD T Empty goal			
10:58	30 BERGERUD T for 21 GULLERUD M Goalkeeper back			
11:01	11 OVERBY P Goal centre 6m middle right (5 SAGOSEN S), 98.24 km/h	8 - 7	+1	
11:23				15 KOOIJ L for 1 RAVENSBERGEN B Empty goal
11:35		8 - 8	0	5 TEN VELDE R Goal left wing top right (77 BAIJENS D), 100.89 km/h
11:39				1 RAVENSBERGEN B for 22 STEINS L Goalkeeper back
11:57	7 OVERJORDET S Technical Fault			
12:04		8 - 9	-1	77 BAIJENS D Goal fast break bottom left, 92.33 km/h
12:14	7 OVERJORDET S Shot centre 9m saved bottom left			
12:47		8 - 10	-2	20 VERSTEIJNEN N Goal right 9m top right, 110.72 km/h
12:57	Team timeout			
13:04	12 SÆVERAS K for 30 BERGERUD T Goalkeeper Substitution			
13:40	21 GULLERUD M Goal centre 6m bottom right (5 SAGOSEN S), 88.80 km/h	9 - 10	-1	
13:48		9 - 11	-2	5 TEN VELDE R Goal left wing bottom left (77 BAIJENS D), 94.97 km/h
14:04	71 BLONZ A Goal left wing top left (43 LYSE S), 85.14 km/h	10 - 11	-1	
14:40				20 VERSTEIJNEN N Shot centre 9m missed
15:35	27 REINKIND H Shot centre 9m saved middle centre			
15:51	19 BJORNSEN K 7m caused			5 TEN VELDE R 7m received
16:10		10 - 12	-2	5 TEN VELDE R Goal Penalty shot bottom right, 109.18 km/h
16:56	21 GULLERUD M Goal centre 6m middle right (5 SAGOSEN S), 88.45 km/h	11 - 12	-1	
17:08		11 - 13	-2	20 VERSTEIJNEN N Goal right 6m top left (22 STEINS L)

FRI 19 JAN 2024  
Start Time: 18:00

**Main Round Group II**

**Hamburg**

**Play by Play**  
Match No: 54

**NOR 35 - 32 NED**  
(16 - 18) (19 - 14)

**1st HALF**

Match Time	NOR - Norway	Score	Lead	NED - Netherlands
17:45	5 SAGOSEN S Goal breakthrough middle right, 107.39 km/h	12 - 13	-1	
17:53				77 BAIJENS D Shot left 6m saved middle left
18:27	43 LYSE S Shot left 9m blocked			11 SLUIJTERS I Block
18:41	71 BLONZ A Shot left wing saved top left			
19:00				20 VERSTEIJNEN N Shot centre 6m saved bottom left
19:09	5 SAGOSEN S Goal right 6m top right (15 TONNESEN K)	13 - 13	0	
19:40		13 - 14	-1	15 KOOIJ L Goal left 6m top right (22 STEINS L)
20:17	5 SAGOSEN S Shot left 9m saved bottom left			
21:01	3 AGA V 7m caused			15 KOOIJ L 7m received
21:11	30 BERGERUD T for 12 SÆVERAS K Goalkeeper Substitution			
21:11		13 - 15	-2	5 TEN VELDE R Goal Penalty shot top right (15 KOOIJ L), 91.81 km/h
21:38	12 SÆVERAS K for 30 BERGERUD T Goalkeeper Substitution			
21:45	11 OVERBY P Goal centre 6m bottom left (43 LYSE S), 85.52 km/h	14 - 15	-1	
22:28				15 KOOIJ L Technical Fault
22:58	5 SAGOSEN S Shot left 6m saved middle left			
23:39				14 SCHAGEN B Shot right wing post
23:51	15 TONNESEN K Shot right 6m saved middle right			
23:58		14 - 16	-2	5 TEN VELDE R Goal left 6m bottom right (22 STEINS L)
24:37	15 TONNESEN K Goal right 9m top left, 110.96 km/h	15 - 16	-1	
25:08				5 TEN VELDE R Shot left wing saved middle right
25:47	5 SAGOSEN S 7m received			20 VERSTEIJNEN N 7m caused
25:55	71 BLONZ A Goal Penalty shot top right (5 SAGOSEN S), 98.61 km/h	16 - 16	0	
26:30		16 - 17	-1	15 KOOIJ L Goal centre 6m bottom right (22 STEINS L), 96.04 km/h
27:06	5 SAGOSEN S Technical Fault			
27:39				20 VERSTEIJNEN N Shot right 9m missed
27:54	15 TONNESEN K Turnover			
28:11				Team timeout
28:29		16 - 18	-2	20 VERSTEIJNEN N Goal right 6m bottom right
29:02	15 TONNESEN K Shot centre 9m post			
29:37	21 GULLERUD M Shot left 6m missed			
30:00	15 TONNESEN K Block			77 BAIJENS D Shot left 9m blocked

**2nd HALF**

Match Time	NOR - Norway	Score	Lead	NED - Netherlands
30:00	12 SÆVERAS K Goalkeeper			1 RAVENSBERGEN B Goalkeeper
30:38	43 LYSE S Shot centre 9m missed			
30:51	11 OVERBY P Steal			22 STEINS L Turnover
31:24	71 BLONZ A Goal left wing top right (43 LYSE S), 102.62 km/h	17 - 18	-1	
31:35				20 VERSTEIJNEN N Turnover
31:42	71 BLONZ A Goal fast break top centre (43 LYSE S), 71.31 km/h	18 - 18	0	
32:40		18 - 19	-1	14 SCHAGEN B Goal right 6m top right (22 STEINS L)
32:51	5 SAGOSEN S Goal left 6m bottom right	19 - 19	0	
33:03				20 VERSTEIJNEN N Shot centre 9m saved bottom left
33:12		19 - 20	-1	15 KOOIJ L Goal centre 6m bottom centre, 93.26 km/h
33:36	5 SAGOSEN S Turnover			
33:55				22 STEINS L Turnover
34:02	11 OVERBY P Goal centre 6m bottom right (43 LYSE S), 83.47 km/h	20 - 20	0	
34:42				5 TEN VELDE R Shot left wing saved top left
35:18	71 BLONZ A Goal left wing top right (5 SAGOSEN S), 98.23 km/h	21 - 20	+1	
36:23		21 - 21	0	77 BAIJENS D Goal centre 9m top right, 110.36 km/h
36:37	21 GULLERUD M Goal centre 6m bottom right (5 SAGOSEN S), 68.68 km/h	22 - 21	+1	
37:30				77 BAIJENS D Turnover
37:36	19 BJORNSEN K Goal individual fast break bottom right, 49.19 km/h	23 - 21	+2	
37:45		23 - 22	+1	15 KOOIJ L Goal centre 6m top left (22 STEINS L), 114.06 km/h
38:16	21 GULLERUD M Goal centre 6m bottom left (5 SAGOSEN S), 86.28 km/h	24 - 22	+2	
39:22				20 VERSTEIJNEN N Shot centre 9m missed
39:33				20 VERSTEIJNEN N 2-minutes suspension
39:49	43 LYSE S Shot centre 9m saved bottom right			
39:56				5 TEN VELDE R Shot fast break post
40:24	43 LYSE S Shot flying throw post			
40:39				14 SCHAGEN B for 1 RAVENSBERGEN B Empty goal
41:07	21 GULLERUD M Steal			22 STEINS L Turnover
41:10				1 RAVENSBERGEN B for 11 SLUIJTERS I Goalkeeper back
41:30				7 SCHOENAKER R 2-minutes suspension
41:37	19 BJORNSEN K Goal right wing top left (5 SAGOSEN S), 98.84 km/h	25 - 22	+3	
41:49				14 SCHAGEN B for 1 RAVENSBERGEN B Empty goal



FRI 19 JAN 2024

Start Time: 18:00

### Play by Play

Match No: 54

Hamburg

### NOR 35 - 32 NED

(16 - 18) (19 - 14)

#### 2nd HALF

Match Time	NOR - Norway	Score	Lead	NED - Netherlands
41:49				Team timeout
42:30				5 TEN VELDE R Shot left 6m saved bottom centre
42:33				1 RAVENSBERGEN B for 22 STEINS L Goalkeeper back
42:36	12 SÆVERAS K Goal empty goal bottom centre, 95.22 km/h	26 - 22	+4	
42:53				22 STEINS L for 1 RAVENSBERGEN B Empty goal
43:12				1 RAVENSBERGEN B for 20 VERSTEIJNEN N Goalkeeper back
43:12		26 - 23	+3	22 STEINS L Goal breakthrough bottom centre, 74.71 km/h
43:12	3 AGA V 2-minutes suspension			
43:24	5 SAGOSEN S for 12 SÆVERAS K Empty goal			
43:27	21 GULLERUD M Goal centre 6m bottom left (5 SAGOSEN S), 46.75 km/h	27 - 23	+4	
43:28	12 SÆVERAS K for 71 BLONZ A Goalkeeper back			
44:07				23 SMITS J Shot centre 9m saved bottom centre
45:14	15 TONNESEN K Shot right 9m blocked			23 SMITS J Block
45:26	11 OVERBY P 2-minutes suspension			
45:51				20 VERSTEIJNEN N Technical Fault
46:35	43 LYSE S for 12 SÆVERAS K Empty goal			
46:48	15 TONNESEN K Goal centre 9m top left, 113.51 km/h	28 - 23	+5	
46:53	12 SÆVERAS K for 5 SAGOSEN S Goalkeeper back			
47:05				77 BAIJENS D Shot breakthrough saved top centre
47:28	5 SAGOSEN S for 12 SÆVERAS K Empty goal			
47:34	12 SÆVERAS K for 11 OVERBY P Goalkeeper back			
47:51	19 BJORNSEN K Technical Fault			
47:59		28 - 24	+4	77 BAIJENS D Goal fast break top right (22 STEINS L), 79.14 km/h
48:33	43 LYSE S Shot centre 9m blocked			7 SCHOENAKER R Block
48:41		28 - 25	+3	5 TEN VELDE R Goal fast break top left (1 RAVENSBERGEN B), 88.30 km/h
48:41	Team timeout			
49:09	15 TONNESEN K Technical Fault			
49:18				15 KOUIJ L Shot left 6m saved bottom centre
49:56		28 - 26	+2	14 SCHAGEN B Goal right wing top left (77 BAIJENS D), 105.14 km/h
50:42	5 SAGOSEN S Shot centre 9m blocked			7 SCHOENAKER R Block
50:53	Technical Fault bench/team			
51:13	71 BLONZ A Steal			22 STEINS L Turnover
51:20	71 BLONZ A Goal individual fast break bottom centre, 98.16 km/h	29 - 26	+3	
51:32		29 - 27	+2	14 SCHAGEN B Goal right wing top left (20 VERSTEIJNEN N), 99.10 km/h
52:09	5 SAGOSEN S Shot centre 9m saved bottom centre			
52:17				15 KOUIJ L Shot fast break missed
52:54	5 SAGOSEN S Goal centre 6m top left, 114.54 km/h	30 - 27	+3	
53:40		30 - 28	+2	14 SCHAGEN B Goal right wing middle right (22 STEINS L), 87.40 km/h
54:26	43 LYSE S Shot centre 9m blocked			15 KOUIJ L Block
54:39	11 OVERBY P Goal centre 6m top right, 103.28 km/h	31 - 28	+3	
54:47				22 STEINS L Shot left 6m saved top left
55:24	22 GRONDAHL T Goal left 6m top right (43 LYSE S)	32 - 28	+4	
55:52				5 TEN VELDE R Shot left wing post
56:25	15 TONNESEN K Turnover			
56:38	15 TONNESEN K Block			77 BAIJENS D Shot left 9m blocked
57:09		32 - 29	+3	20 VERSTEIJNEN N Goal right 9m top right, 118.49 km/h
57:28	71 BLONZ A Turnover			
57:28	71 BLONZ A 2-minutes suspension			
57:28				20 VERSTEIJNEN N 7m received
57:35		32 - 30	+2	5 TEN VELDE R Goal Penalty shot bottom right, 107.03 km/h
57:42	6 BARTHOLD S for 12 SÆVERAS K Empty goal			
57:42	Team timeout			
57:52	15 TONNESEN K Goal centre 6m bottom right, 103.53 km/h	33 - 30	+3	
57:55	12 SÆVERAS K for 22 GRONDAHL T Goalkeeper back			
58:19				22 STEINS L Technical Fault
58:22	22 GRONDAHL T for 12 SÆVERAS K Empty goal			
58:50	12 SÆVERAS K for 22 GRONDAHL T Goalkeeper back			
58:51	5 SAGOSEN S Goal centre 6m bottom right, 110.72 km/h	34 - 30	+4	
59:02		34 - 31	+3	77 BAIJENS D Goal left 6m top left
59:18	19 BJORNSEN K 7m received			5 TEN VELDE R 7m caused
59:28				30 VERSTEIJNEN A for 1 RAVENSBERGEN B Goalkeeper Substitution
59:28	22 GRONDAHL T Penalty shot missed			
59:40		34 - 32	+2	28 CLAESSENS T Goal centre 6m top right (22 STEINS L), 95.91 km/h
59:54	11 OVERBY P Goal centre 6m bottom right, 96.33 km/h	35 - 32	+3	

FRI 19 JAN 2024  
Start Time: 18:00

**Main Round Group II**

**Hamburg**

**Empty Goal Analysis**

Match No: 54

**NOR 35 - 32 NED**

(16 - 18) (19 - 14)

**Referees:** PAVICEVIC Ivan (MNE) / RAZNATOVIC Milos (MNE)

**ATTACKS DURING OWN EMPTY GOAL SITUATION**

Players on Court	Attacks		Goals		Saves		Missed		Blocked		Post		Turnovers		Scoring Efficiency		Goals Against	
	NOR	NED	NOR	NED	NOR	NED	NOR	NED	NOR	NED	NOR	NED	NOR	NED	NOR	NED	NOR	NED
7 Against 6	1												1		0			
6 Against 6	3	4	3	2		1								1	100	50	1	1
Others	3		2		1										67			
<b>Total:</b>	<b>7</b>	<b>4</b>	<b>5</b>	<b>2</b>	<b>1</b>	<b>1</b>							<b>1</b>	<b>1</b>	<b>71</b>	<b>50</b>	<b>1</b>	<b>1</b>

**GOALS/ATTACKS DURING OWN EMPTY GOAL SITUATION - ANALYSIS OF OCCURRENCE (in 5 min intervals)**

Players on Court	1st Half											
	0-5		5-10		10-15		15-20		20-25		25-30	
	NOR	NED	NOR	NED	NOR	NED	NOR	NED	NOR	NED	NOR	NED
7 Against 6												
6 Against 6						1/1						
Others					1/2							
<b>Total:</b>					1/2	1/1						

Players on Court	2nd Half											
	30-35		35-40		40-45		45-50		50-55		55-60	
	NOR	NED	NOR	NED	NOR	NED	NOR	NED	NOR	NED	NOR	NED
7 Against 6							0/1					
6 Against 6						1/3	1/1				2/2	
Others					1/1							
<b>Total:</b>					1/1	1/3	1/2				2/2	

**GOALS/ATTACKS DURING OWN EMPTY GOAL SITUATION - ANALYSIS BY DURATION**

Team	<15 sec.	15-30 sec.	30-45 sec.	45-60 sec.	>60 sec.
NOR	3/3	2/3	0/1		
NED	1/1	1/2	0/1		

**SUBSTITUTION SUMMARY**

Players	NOR	NED
Goalkeeper <-> Goalkeeper	3	1
Court Player <-> Goalkeeper	14	8
Court Player <-> Court Player	124	134
<b>Total:</b>	<b>141</b>	<b>143</b>

## Line-Up Analysis

Match No: 54

Attendance: 13.376

### NOR 35 - 32 NED

#### NOR - Norway

Lineup efficiency							Time Played	GF	GA
5 SAGOSEN S	12 SÆVERAS K	15 TONNESEN K	19 BJORNSEN K	21 GULLERUD M	43 LYSE S	71 BLONZ A	8:40	6	1
5 SAGOSEN S	11 OVERBY P	12 SÆVERAS K	15 TONNESEN K	19 BJORNSEN K	43 LYSE S	71 BLONZ A	6:03	7	2
3 AGA V	5 SAGOSEN S	12 SÆVERAS K	15 TONNESEN K	19 BJORNSEN K	21 GULLERUD M	71 BLONZ A	3:28	1	3
5 SAGOSEN S	11 OVERBY P	19 BJORNSEN K	24 O'SULLIVAN C	27 REINKIND H	30 BERGERUD T	71 BLONZ A	3:08	3	2
5 SAGOSEN S	7 OVERJORDET S	11 OVERBY P	19 BJORNSEN K	27 REINKIND H	30 BERGERUD T	71 BLONZ A	2:59	0	2
5 SAGOSEN S	12 SÆVERAS K	19 BJORNSEN K	21 GULLERUD M	27 REINKIND H	43 LYSE S	71 BLONZ A	2:42	1	2
3 AGA V	11 OVERBY P	12 SÆVERAS K	15 TONNESEN K	19 BJORNSEN K	43 LYSE S	71 BLONZ A	2:37	0	1
5 SAGOSEN S	12 SÆVERAS K	15 TONNESEN K	19 BJORNSEN K	21 GULLERUD M	22 GRONDAHL T	71 BLONZ A	2:36	1	0
5 SAGOSEN S	19 BJORNSEN K	21 GULLERUD M	24 O'SULLIVAN C	27 REINKIND H	30 BERGERUD T	71 BLONZ A	2:16	1	3
3 AGA V	5 SAGOSEN S	12 SÆVERAS K	15 TONNESEN K	19 BJORNSEN K	21 GULLERUD M	24 O'SULLIVAN C	1:50	0	2
3 AGA V	11 OVERBY P	12 SÆVERAS K	15 TONNESEN K	19 BJORNSEN K	21 O'SULLIVAN C	71 BLONZ A	1:47	1	1
3 AGA V	5 SAGOSEN S	11 OVERBY P	12 SÆVERAS K	15 TONNESEN K	19 BJORNSEN K	71 BLONZ A	1:35	0	1
3 AGA V	12 SÆVERAS K	15 TONNESEN K	19 BJORNSEN K	21 GULLERUD M	43 LYSE S	71 BLONZ A	1:21	0	0
5 SAGOSEN S	7 OVERJORDET S	19 BJORNSEN K	21 GULLERUD M	27 REINKIND H	30 BERGERUD T	71 BLONZ A	1:09	3	0
3 AGA V	11 OVERBY P	12 SÆVERAS K	15 TONNESEN K	19 BJORNSEN K	24 O'SULLIVAN C	43 LYSE S	1:05	1	0
3 AGA V	12 SÆVERAS K	19 BJORNSEN K	21 GULLERUD M	24 O'SULLIVAN C	43 LYSE S	71 BLONZ A	1:02	1	2
11 OVERBY P	19 BJORNSEN K	24 O'SULLIVAN C	27 REINKIND H	30 BERGERUD T	43 LYSE S	71 BLONZ A	0:57	0	2
3 AGA V	5 SAGOSEN S	11 OVERBY P	12 SÆVERAS K	15 TONNESEN K	43 LYSE S	71 BLONZ A	0:57	0	0
11 OVERBY P	12 SÆVERAS K	15 TONNESEN K	19 BJORNSEN K	22 GRONDAHL T	43 LYSE S	71 BLONZ A	0:57	1	0
5 SAGOSEN S	6 BARTHOLD S	12 SÆVERAS K	15 TONNESEN K	19 BJORNSEN K	43 LYSE S	71 BLONZ A	0:56	1	1
7 OVERJORDET S	11 OVERBY P	19 BJORNSEN K	27 REINKIND H	30 BERGERUD T	43 LYSE S	71 BLONZ A	0:53	0	1
3 AGA V	5 SAGOSEN S	11 OVERBY P	12 SÆVERAS K	15 TONNESEN K	19 BJORNSEN K	24 O'SULLIVAN C	0:45	0	0
5 SAGOSEN S	11 OVERBY P	12 SÆVERAS K	15 TONNESEN K	19 BJORNSEN K	22 GRONDAHL T	71 BLONZ A	0:42	0	0
3 AGA V	11 OVERBY P	12 SÆVERAS K	15 TONNESEN K	24 O'SULLIVAN C	43 LYSE S	71 BLONZ A	0:40	0	0
3 AGA V	5 SAGOSEN S	11 OVERBY P	12 SÆVERAS K	15 TONNESEN K	19 BJORNSEN K	43 LYSE S	0:40	0	0
3 AGA V	12 SÆVERAS K	15 TONNESEN K	19 BJORNSEN K	21 GULLERUD M	24 O'SULLIVAN C	71 BLONZ A	0:37	1	1
5 SAGOSEN S	7 OVERJORDET S	11 OVERBY P	19 BJORNSEN K	21 GULLERUD M	27 REINKIND H	71 BLONZ A	0:36	0	0
11 OVERBY P	12 SÆVERAS K	15 TONNESEN K	19 BJORNSEN K	21 GULLERUD M	43 LYSE S	71 BLONZ A	0:35	0	0
3 AGA V	5 SAGOSEN S	12 SÆVERAS K	15 TONNESEN K	21 GULLERUD M	43 LYSE S	71 BLONZ A	0:34	0	1
3 AGA V	11 OVERBY P	12 SÆVERAS K	19 BJORNSEN K	24 O'SULLIVAN C	43 LYSE S	71 BLONZ A	0:34	0	1
3 AGA V	12 SÆVERAS K	19 BJORNSEN K	21 GULLERUD M	27 REINKIND H	43 LYSE S	71 BLONZ A	0:30	0	0
5 SAGOSEN S	6 BARTHOLD S	15 TONNESEN K	19 BJORNSEN K	22 GRONDAHL T	43 LYSE S	71 BLONZ A	0:28	0	0
3 AGA V	11 OVERBY P	15 TONNESEN K	24 O'SULLIVAN C	30 BERGERUD T	43 LYSE S	71 BLONZ A	0:27	0	1
3 AGA V	5 SAGOSEN S	12 SÆVERAS K	21 GULLERUD M	27 REINKIND H	43 LYSE S	71 BLONZ A	0:26	1	0
5 SAGOSEN S	11 OVERBY P	19 BJORNSEN K	21 GULLERUD M	27 REINKIND H	43 LYSE S	71 BLONZ A	0:25	0	0
5 SAGOSEN S	11 OVERBY P	15 TONNESEN K	19 BJORNSEN K	21 GULLERUD M	43 LYSE S	71 BLONZ A	0:24	1	0
3 AGA V	5 SAGOSEN S	12 SÆVERAS K	15 TONNESEN K	19 BJORNSEN K	43 LYSE S	71 BLONZ A	0:21	0	0
5 SAGOSEN S	12 SÆVERAS K	15 TONNESEN K	19 BJORNSEN K	22 GRONDAHL T	24 O'SULLIVAN C	43 LYSE S	0:14	0	0
7 OVERJORDET S	11 OVERBY P	19 BJORNSEN K	24 O'SULLIVAN C	27 REINKIND H	30 BERGERUD T	71 BLONZ A	0:13	0	0
5 SAGOSEN S	11 OVERBY P	19 BJORNSEN K	21 GULLERUD M	30 BERGERUD T	43 LYSE S	71 BLONZ A	0:12	0	0
5 SAGOSEN S	11 OVERBY P	12 SÆVERAS K	15 TONNESEN K	19 BJORNSEN K	24 O'SULLIVAN C	71 BLONZ A	0:12	0	1
5 SAGOSEN S	6 BARTHOLD S	11 OVERBY P	15 TONNESEN K	22 GRONDAHL T	43 LYSE S	71 BLONZ A	0:11	1	0
5 SAGOSEN S	6 BARTHOLD S	12 SÆVERAS K	15 TONNESEN K	19 BJORNSEN K	24 O'SULLIVAN C	43 LYSE S	0:11	0	1
5 SAGOSEN S	6 BARTHOLD S	11 OVERBY P	12 SÆVERAS K	15 TONNESEN K	43 LYSE S	71 BLONZ A	0:09	0	0
5 SAGOSEN S	11 OVERBY P	19 BJORNSEN K	27 REINKIND H	30 BERGERUD T	43 LYSE S	71 BLONZ A	0:08	1	0
5 SAGOSEN S	11 OVERBY P	19 BJORNSEN K	24 O'SULLIVAN C	30 BERGERUD T	43 LYSE S	71 BLONZ A	0:08	0	0
3 AGA V	5 SAGOSEN S	11 OVERBY P	12 SÆVERAS K	15 TONNESEN K	19 BJORNSEN K	21 GULLERUD M	0:08	0	0
11 OVERBY P	12 SÆVERAS K	15 TONNESEN K	19 BJORNSEN K	24 O'SULLIVAN C	43 LYSE S	71 BLONZ A	0:08	0	0
5 SAGOSEN S	6 BARTHOLD S	11 OVERBY P	12 SÆVERAS K	15 TONNESEN K	19 BJORNSEN K	43 LYSE S	0:07	1	0
3 AGA V	5 SAGOSEN S	12 SÆVERAS K	15 TONNESEN K	19 BJORNSEN K	21 GULLERUD M	43 LYSE S	0:04	0	0
3 AGA V	5 SAGOSEN S	11 OVERBY P	15 TONNESEN K	19 BJORNSEN K	21 GULLERUD M	71 BLONZ A	0:04	1	0
3 AGA V	5 SAGOSEN S	12 SÆVERAS K	15 TONNESEN K	19 BJORNSEN K	21 GULLERUD M	22 GRONDAHL T	0:04	0	0
5 SAGOSEN S	12 SÆVERAS K	19 BJORNSEN K	21 GULLERUD M	24 O'SULLIVAN C	43 LYSE S	71 BLONZ A	0:03	0	0
5 SAGOSEN S	6 BARTHOLD S	11 OVERBY P	15 TONNESEN K	19 BJORNSEN K	22 GRONDAHL T	71 BLONZ A	0:02	0	0

Score development							Time Played	G Diff.
5 SAGOSEN S	11 OVERBY P	12 SÆVERAS K	15 TONNESEN K	19 BJORNSEN K	43 LYSE S	71 BLONZ A	6:03	+5
5 SAGOSEN S	12 SÆVERAS K	15 TONNESEN K	19 BJORNSEN K	21 GULLERUD M	43 LYSE S	71 BLONZ A	8:40	+5
5 SAGOSEN S	7 OVERJORDET S	19 BJORNSEN K	21 GULLERUD M	27 REINKIND H	30 BERGERUD T	71 BLONZ A	1:09	+3
3 AGA V	5 SAGOSEN S	11 OVERBY P	15 TONNESEN K	19 BJORNSEN K	21 GULLERUD M	71 BLONZ A	0:04	+1
5 SAGOSEN S	6 BARTHOLD S	11 OVERBY P	12 SÆVERAS K	15 TONNESEN K	19 BJORNSEN K	43 LYSE S	0:07	+1
5 SAGOSEN S	11 OVERBY P	19 BJORNSEN K	27 REINKIND H	30 BERGERUD T	43 LYSE S	71 BLONZ A	0:08	+1
5 SAGOSEN S	6 BARTHOLD S	11 OVERBY P	15 TONNESEN K	22 GRONDAHL T	43 LYSE S	71 BLONZ A	0:11	+1
5 SAGOSEN S	11 OVERBY P	15 TONNESEN K	19 BJORNSEN K	21 GULLERUD M	43 LYSE S	71 BLONZ A	0:24	+1
3 AGA V	5 SAGOSEN S	12 SÆVERAS K	21 GULLERUD M	27 REINKIND H	43 LYSE S	71 BLONZ A	0:26	+1
11 OVERBY P	12 SÆVERAS K	15 TONNESEN K	19 BJORNSEN K	22 GRONDAHL T	43 LYSE S	71 BLONZ A	0:57	+1
3 AGA V	11 OVERBY P	12 SÆVERAS K	15 TONNESEN K	19 BJORNSEN K	24 O'SULLIVAN C	43 LYSE S	1:05	+1
5 SAGOSEN S	12 SÆVERAS K	15 TONNESEN K	19 BJORNSEN K	21 GULLERUD M	22 GRONDAHL T	71 BLONZ A	2:36	+1
5 SAGOSEN S	11 OVERBY P	19 BJORNSEN K	24 O'SULLIVAN C	27 REINKIND H	30 BERGERUD T	71 BLONZ A	3:08	+1

### Line-Up Analysis

Match No: 54

Attendance: 13.376

### NOR 35 - 32 NED

NOR - Norway

Score development							Time Played	G Diff.
5 SAGOSEN S	6 BARTHOLD S	11 OVERBY P	15 TONNESEN K	19 BJORNSEN K	22 GRONDAHL T	71 BLONZ A	0:02	0
5 SAGOSEN S	12 SÆVERAS K	19 BJORNSEN K	21 GULLERUD M	24 O'SULLIVAN C	43 LYSE S	71 BLONZ A	0:03	0
3 AGA V	5 SAGOSEN S	12 SÆVERAS K	15 TONNESEN K	19 BJORNSEN K	21 GULLERUD M	43 LYSE S	0:04	0
3 AGA V	5 SAGOSEN S	12 SÆVERAS K	15 TONNESEN K	19 BJORNSEN K	21 GULLERUD M	22 GRONDAHL T	0:04	0
5 SAGOSEN S	11 OVERBY P	19 BJORNSEN K	24 O'SULLIVAN C	30 BERGERUD T	43 LYSE S	71 BLONZ A	0:08	0
3 AGA V	5 SAGOSEN S	11 OVERBY P	12 SÆVERAS K	15 TONNESEN K	19 BJORNSEN K	21 GULLERUD M	0:08	0
11 OVERBY P	12 SÆVERAS K	15 TONNESEN K	19 BJORNSEN K	24 O'SULLIVAN C	43 LYSE S	71 BLONZ A	0:08	0
5 SAGOSEN S	6 BARTHOLD S	11 OVERBY P	12 SÆVERAS K	15 TONNESEN K	43 LYSE S	71 BLONZ A	0:09	0
5 SAGOSEN S	11 OVERBY P	19 BJORNSEN K	21 GULLERUD M	30 BERGERUD T	43 LYSE S	71 BLONZ A	0:12	0
7 OVERJORDET S	11 OVERBY P	19 BJORNSEN K	24 O'SULLIVAN C	27 REINKIND H	30 BERGERUD T	71 BLONZ A	0:13	0
5 SAGOSEN S	12 SÆVERAS K	15 TONNESEN K	19 BJORNSEN K	22 GRONDAHL T	24 O'SULLIVAN C	43 LYSE S	0:14	0
3 AGA V	5 SAGOSEN S	12 SÆVERAS K	15 TONNESEN K	19 BJORNSEN K	43 LYSE S	71 BLONZ A	0:21	0
5 SAGOSEN S	11 OVERBY P	19 BJORNSEN K	21 GULLERUD M	27 REINKIND H	43 LYSE S	71 BLONZ A	0:25	0
5 SAGOSEN S	6 BARTHOLD S	15 TONNESEN K	19 BJORNSEN K	22 GRONDAHL T	43 LYSE S	71 BLONZ A	0:28	0
3 AGA V	12 SÆVERAS K	19 BJORNSEN K	21 GULLERUD M	27 REINKIND H	43 LYSE S	71 BLONZ A	0:30	0
11 OVERBY P	12 SÆVERAS K	15 TONNESEN K	19 BJORNSEN K	21 GULLERUD M	43 LYSE S	71 BLONZ A	0:35	0
5 SAGOSEN S	7 OVERJORDET S	11 OVERBY P	19 BJORNSEN K	21 GULLERUD M	27 REINKIND H	71 BLONZ A	0:36	0
3 AGA V	12 SÆVERAS K	15 TONNESEN K	19 BJORNSEN K	21 GULLERUD M	24 O'SULLIVAN C	71 BLONZ A	0:37	0
3 AGA V	11 OVERBY P	12 SÆVERAS K	15 TONNESEN K	24 O'SULLIVAN C	43 LYSE S	71 BLONZ A	0:40	0
3 AGA V	5 SAGOSEN S	11 OVERBY P	12 SÆVERAS K	15 TONNESEN K	19 BJORNSEN K	43 LYSE S	0:40	0
5 SAGOSEN S	11 OVERBY P	12 SÆVERAS K	15 TONNESEN K	19 BJORNSEN K	22 GRONDAHL T	71 BLONZ A	0:42	0
3 AGA V	5 SAGOSEN S	11 OVERBY P	12 SÆVERAS K	15 TONNESEN K	19 BJORNSEN K	24 O'SULLIVAN C	0:45	0
5 SAGOSEN S	6 BARTHOLD S	12 SÆVERAS K	15 TONNESEN K	19 BJORNSEN K	43 LYSE S	71 BLONZ A	0:56	0
3 AGA V	5 SAGOSEN S	11 OVERBY P	12 SÆVERAS K	15 TONNESEN K	43 LYSE S	71 BLONZ A	0:57	0
3 AGA V	12 SÆVERAS K	15 TONNESEN K	19 BJORNSEN K	21 GULLERUD M	43 LYSE S	71 BLONZ A	1:21	0
3 AGA V	11 OVERBY P	12 SÆVERAS K	15 TONNESEN K	19 BJORNSEN K	24 O'SULLIVAN C	71 BLONZ A	1:47	0
5 SAGOSEN S	6 BARTHOLD S	12 SÆVERAS K	15 TONNESEN K	19 BJORNSEN K	24 O'SULLIVAN C	43 LYSE S	0:11	-1
5 SAGOSEN S	11 OVERBY P	12 SÆVERAS K	15 TONNESEN K	19 BJORNSEN K	24 O'SULLIVAN C	71 BLONZ A	0:12	-1
3 AGA V	11 OVERBY P	15 TONNESEN K	24 O'SULLIVAN C	30 BERGERUD T	43 LYSE S	71 BLONZ A	0:27	-1
3 AGA V	5 SAGOSEN S	12 SÆVERAS K	15 TONNESEN K	21 GULLERUD M	43 LYSE S	71 BLONZ A	0:34	-1
3 AGA V	11 OVERBY P	12 SÆVERAS K	19 BJORNSEN K	24 O'SULLIVAN C	43 LYSE S	71 BLONZ A	0:34	-1
7 OVERJORDET S	11 OVERBY P	19 BJORNSEN K	27 REINKIND H	30 BERGERUD T	43 LYSE S	71 BLONZ A	0:53	-1
3 AGA V	12 SÆVERAS K	19 BJORNSEN K	21 GULLERUD M	24 O'SULLIVAN C	43 LYSE S	71 BLONZ A	1:02	-1
3 AGA V	5 SAGOSEN S	11 OVERBY P	12 SÆVERAS K	15 TONNESEN K	19 BJORNSEN K	71 BLONZ A	1:35	-1
3 AGA V	11 OVERBY P	12 SÆVERAS K	15 TONNESEN K	19 BJORNSEN K	43 LYSE S	71 BLONZ A	2:37	-1
5 SAGOSEN S	12 SÆVERAS K	19 BJORNSEN K	21 GULLERUD M	27 REINKIND H	43 LYSE S	71 BLONZ A	2:42	-1
11 OVERBY P	19 BJORNSEN K	24 O'SULLIVAN C	27 REINKIND H	30 BERGERUD T	43 LYSE S	71 BLONZ A	0:57	-2
3 AGA V	5 SAGOSEN S	12 SÆVERAS K	15 TONNESEN K	19 BJORNSEN K	21 GULLERUD M	24 O'SULLIVAN C	1:50	-2
5 SAGOSEN S	19 BJORNSEN K	21 GULLERUD M	24 O'SULLIVAN C	27 REINKIND H	30 BERGERUD T	71 BLONZ A	2:16	-2
5 SAGOSEN S	7 OVERJORDET S	11 OVERBY P	19 BJORNSEN K	27 REINKIND H	30 BERGERUD T	71 BLONZ A	2:59	-2
3 AGA V	5 SAGOSEN S	12 SÆVERAS K	15 TONNESEN K	19 BJORNSEN K	21 GULLERUD M	71 BLONZ A	3:28	-2

Empty Net							Time Played	GF	GA
5 SAGOSEN S	7 OVERJORDET S	11 OVERBY P	19 BJORNSEN K	21 GULLERUD M	27 REINKIND H	71 BLONZ A	0:36	0	0
5 SAGOSEN S	6 BARTHOLD S	15 TONNESEN K	19 BJORNSEN K	22 GRONDAHL T	43 LYSE S	71 BLONZ A	0:28	0	0
5 SAGOSEN S	11 OVERBY P	19 BJORNSEN K	21 GULLERUD M	27 REINKIND H	43 LYSE S	71 BLONZ A	0:25	0	0
5 SAGOSEN S	11 OVERBY P	15 TONNESEN K	19 BJORNSEN K	21 GULLERUD M	43 LYSE S	71 BLONZ A	0:24	1	0
5 SAGOSEN S	6 BARTHOLD S	11 OVERBY P	15 TONNESEN K	22 GRONDAHL T	43 LYSE S	71 BLONZ A	0:11	1	0
3 AGA V	5 SAGOSEN S	11 OVERBY P	15 TONNESEN K	19 BJORNSEN K	21 GULLERUD M	71 BLONZ A	0:04	1	0
5 SAGOSEN S	6 BARTHOLD S	11 OVERBY P	15 TONNESEN K	19 BJORNSEN K	22 GRONDAHL T	71 BLONZ A	0:02	0	0

## Line-Up Analysis

Match No: 54

Attendance: 13.376

### NOR 35 - 32 NED

#### NED - Netherlands

Lineup efficiency								Time Played	GF	GA
1 RAVENSBERGEN B	5 TEN VELDE R	14 SCHAGEN B	15 KOOIJ L	20 VERSTEIJNEN N	22 STEINS L	77 BAIJENS D	19:36	18	5	
1 RAVENSBERGEN B	7 SCHOENAKER R	14 SCHAGEN B	15 KOOIJ L	20 VERSTEIJNEN N	22 STEINS L	77 BAIJENS D	10:08	0	7	
1 RAVENSBERGEN B	5 TEN VELDE R	7 SCHOENAKER R	15 KOOIJ L	20 VERSTEIJNEN N	22 STEINS L	77 BAIJENS D	6:23	2	3	
1 RAVENSBERGEN B	7 SCHOENAKER R	11 SLUIJTERS I	14 SCHAGEN B	20 VERSTEIJNEN N	22 STEINS L	77 BAIJENS D	4:10	1	7	
1 RAVENSBERGEN B	5 TEN VELDE R	7 SCHOENAKER R	11 SLUIJTERS I	20 VERSTEIJNEN N	22 STEINS L	77 BAIJENS D	3:58	1	2	
1 RAVENSBERGEN B	5 TEN VELDE R	7 SCHOENAKER R	11 SLUIJTERS I	15 KOOIJ L	22 STEINS L	77 BAIJENS D	3:16	1	4	
1 RAVENSBERGEN B	5 TEN VELDE R	7 SCHOENAKER R	14 SCHAGEN B	20 VERSTEIJNEN N	22 STEINS L	77 BAIJENS D	1:30	2	0	
1 RAVENSBERGEN B	5 TEN VELDE R	7 SCHOENAKER R	11 SLUIJTERS I	22 STEINS L	23 SMITS J	77 BAIJENS D	1:15	0	0	
1 RAVENSBERGEN B	11 SLUIJTERS I	14 SCHAGEN B	15 KOOIJ L	20 VERSTEIJNEN N	22 STEINS L	77 BAIJENS D	1:09	1	0	
5 TEN VELDE R	7 SCHOENAKER R	14 SCHAGEN B	15 KOOIJ L	20 VERSTEIJNEN N	22 STEINS L	23 SMITS J	1:03	0	0	
1 RAVENSBERGEN B	5 TEN VELDE R	7 SCHOENAKER R	14 SCHAGEN B	15 KOOIJ L	20 VERSTEIJNEN N	23 SMITS J	0:50	0	1	
5 TEN VELDE R	11 SLUIJTERS I	14 SCHAGEN B	15 KOOIJ L	20 VERSTEIJNEN N	22 STEINS L	77 BAIJENS D	0:47	1	0	
1 RAVENSBERGEN B	5 TEN VELDE R	15 KOOIJ L	20 VERSTEIJNEN N	22 STEINS L	23 SMITS J	77 BAIJENS D	0:46	1	1	
1 RAVENSBERGEN B	5 TEN VELDE R	7 SCHOENAKER R	11 SLUIJTERS I	14 SCHAGEN B	15 KOOIJ L	77 BAIJENS D	0:31	0	0	
1 RAVENSBERGEN B	7 SCHOENAKER R	11 SLUIJTERS I	14 SCHAGEN B	22 STEINS L	23 SMITS J	77 BAIJENS D	0:31	0	1	
1 RAVENSBERGEN B	5 TEN VELDE R	7 SCHOENAKER R	20 VERSTEIJNEN N	22 STEINS L	23 SMITS J	77 BAIJENS D	0:31	0	1	
1 RAVENSBERGEN B	5 TEN VELDE R	7 SCHOENAKER R	14 SCHAGEN B	15 KOOIJ L	20 VERSTEIJNEN N	77 BAIJENS D	0:28	1	0	
1 RAVENSBERGEN B	5 TEN VELDE R	7 SCHOENAKER R	11 SLUIJTERS I	14 SCHAGEN B	20 VERSTEIJNEN N	77 BAIJENS D	0:27	1	0	
5 TEN VELDE R	20 VERSTEIJNEN N	22 STEINS L	23 SMITS J	28 CLAESSENS T	30 VERSTEIJNEN A	77 BAIJENS D	0:25	1	0	
1 RAVENSBERGEN B	5 TEN VELDE R	7 SCHOENAKER R	14 SCHAGEN B	15 KOOIJ L	22 STEINS L	77 BAIJENS D	0:24	0	0	
1 RAVENSBERGEN B	5 TEN VELDE R	7 SCHOENAKER R	11 SLUIJTERS I	15 KOOIJ L	20 VERSTEIJNEN N	23 SMITS J	0:18	0	1	
1 RAVENSBERGEN B	5 TEN VELDE R	11 SLUIJTERS I	14 SCHAGEN B	20 VERSTEIJNEN N	22 STEINS L	77 BAIJENS D	0:17	0	0	
1 RAVENSBERGEN B	5 TEN VELDE R	14 SCHAGEN B	20 VERSTEIJNEN N	22 STEINS L	23 SMITS J	77 BAIJENS D	0:13	0	0	
1 RAVENSBERGEN B	5 TEN VELDE R	7 SCHOENAKER R	11 SLUIJTERS I	14 SCHAGEN B	22 STEINS L	23 SMITS J	0:12	0	0	
1 RAVENSBERGEN B	5 TEN VELDE R	7 SCHOENAKER R	11 SLUIJTERS I	14 SCHAGEN B	20 VERSTEIJNEN N	23 SMITS J	0:12	0	1	
1 RAVENSBERGEN B	5 TEN VELDE R	7 SCHOENAKER R	14 SCHAGEN B	22 STEINS L	23 SMITS J	77 BAIJENS D	0:08	0	0	
1 RAVENSBERGEN B	5 TEN VELDE R	14 SCHAGEN B	15 KOOIJ L	20 VERSTEIJNEN N	23 SMITS J	77 BAIJENS D	0:08	0	0	
5 TEN VELDE R	14 SCHAGEN B	20 VERSTEIJNEN N	22 STEINS L	28 CLAESSENS T	30 VERSTEIJNEN A	77 BAIJENS D	0:07	0	1	
1 RAVENSBERGEN B	5 TEN VELDE R	7 SCHOENAKER R	11 SLUIJTERS I	15 KOOIJ L	23 SMITS J	77 BAIJENS D	0:06	0	0	
1 RAVENSBERGEN B	5 TEN VELDE R	11 SLUIJTERS I	14 SCHAGEN B	15 KOOIJ L	20 VERSTEIJNEN N	77 BAIJENS D	0:04	0	0	
1 RAVENSBERGEN B	5 TEN VELDE R	14 SCHAGEN B	15 KOOIJ L	22 STEINS L	23 SMITS J	77 BAIJENS D	0:04	0	0	
1 RAVENSBERGEN B	5 TEN VELDE R	11 SLUIJTERS I	15 KOOIJ L	20 VERSTEIJNEN N	22 STEINS L	77 BAIJENS D	0:03	0	0	

Score development								Time Played	G Diff.
1 RAVENSBERGEN B	5 TEN VELDE R	14 SCHAGEN B	15 KOOIJ L	20 VERSTEIJNEN N	22 STEINS L	77 BAIJENS D	19:36	+13	
1 RAVENSBERGEN B	5 TEN VELDE R	7 SCHOENAKER R	14 SCHAGEN B	20 VERSTEIJNEN N	22 STEINS L	77 BAIJENS D	1:30	+2	
5 TEN VELDE R	20 VERSTEIJNEN N	22 STEINS L	23 SMITS J	28 CLAESSENS T	30 VERSTEIJNEN A	77 BAIJENS D	0:25	+1	
1 RAVENSBERGEN B	5 TEN VELDE R	7 SCHOENAKER R	11 SLUIJTERS I	14 SCHAGEN B	20 VERSTEIJNEN N	77 BAIJENS D	0:27	+1	
1 RAVENSBERGEN B	5 TEN VELDE R	7 SCHOENAKER R	14 SCHAGEN B	15 KOOIJ L	20 VERSTEIJNEN N	77 BAIJENS D	0:28	+1	
5 TEN VELDE R	11 SLUIJTERS I	14 SCHAGEN B	15 KOOIJ L	20 VERSTEIJNEN N	22 STEINS L	77 BAIJENS D	0:47	+1	
1 RAVENSBERGEN B	11 SLUIJTERS I	14 SCHAGEN B	15 KOOIJ L	20 VERSTEIJNEN N	22 STEINS L	77 BAIJENS D	1:09	+1	
1 RAVENSBERGEN B	5 TEN VELDE R	11 SLUIJTERS I	15 KOOIJ L	20 VERSTEIJNEN N	22 STEINS L	77 BAIJENS D	0:03	0	
1 RAVENSBERGEN B	5 TEN VELDE R	11 SLUIJTERS I	14 SCHAGEN B	15 KOOIJ L	20 VERSTEIJNEN N	77 BAIJENS D	0:04	0	
1 RAVENSBERGEN B	5 TEN VELDE R	14 SCHAGEN B	15 KOOIJ L	22 STEINS L	23 SMITS J	77 BAIJENS D	0:04	0	
1 RAVENSBERGEN B	5 TEN VELDE R	7 SCHOENAKER R	11 SLUIJTERS I	15 KOOIJ L	23 SMITS J	77 BAIJENS D	0:06	0	
1 RAVENSBERGEN B	5 TEN VELDE R	7 SCHOENAKER R	14 SCHAGEN B	22 STEINS L	23 SMITS J	77 BAIJENS D	0:08	0	
1 RAVENSBERGEN B	5 TEN VELDE R	14 SCHAGEN B	15 KOOIJ L	20 VERSTEIJNEN N	23 SMITS J	77 BAIJENS D	0:08	0	
1 RAVENSBERGEN B	5 TEN VELDE R	7 SCHOENAKER R	11 SLUIJTERS I	14 SCHAGEN B	22 STEINS L	23 SMITS J	0:12	0	
1 RAVENSBERGEN B	5 TEN VELDE R	14 SCHAGEN B	20 VERSTEIJNEN N	22 STEINS L	23 SMITS J	77 BAIJENS D	0:13	0	
1 RAVENSBERGEN B	5 TEN VELDE R	11 SLUIJTERS I	14 SCHAGEN B	20 VERSTEIJNEN N	22 STEINS L	77 BAIJENS D	0:17	0	
1 RAVENSBERGEN B	5 TEN VELDE R	7 SCHOENAKER R	14 SCHAGEN B	15 KOOIJ L	22 STEINS L	77 BAIJENS D	0:24	0	
1 RAVENSBERGEN B	5 TEN VELDE R	7 SCHOENAKER R	11 SLUIJTERS I	14 SCHAGEN B	15 KOOIJ L	77 BAIJENS D	0:31	0	
1 RAVENSBERGEN B	5 TEN VELDE R	15 KOOIJ L	20 VERSTEIJNEN N	22 STEINS L	23 SMITS J	77 BAIJENS D	0:46	0	
5 TEN VELDE R	7 SCHOENAKER R	14 SCHAGEN B	15 KOOIJ L	20 VERSTEIJNEN N	22 STEINS L	23 SMITS J	1:03	0	
1 RAVENSBERGEN B	5 TEN VELDE R	7 SCHOENAKER R	11 SLUIJTERS I	22 STEINS L	23 SMITS J	77 BAIJENS D	1:15	0	
5 TEN VELDE R	14 SCHAGEN B	20 VERSTEIJNEN N	22 STEINS L	28 CLAESSENS T	30 VERSTEIJNEN A	77 BAIJENS D	0:07	-1	
1 RAVENSBERGEN B	5 TEN VELDE R	7 SCHOENAKER R	11 SLUIJTERS I	14 SCHAGEN B	20 VERSTEIJNEN N	23 SMITS J	0:12	-1	
1 RAVENSBERGEN B	5 TEN VELDE R	7 SCHOENAKER R	11 SLUIJTERS I	15 KOOIJ L	20 VERSTEIJNEN N	23 SMITS J	0:18	-1	
1 RAVENSBERGEN B	7 SCHOENAKER R	11 SLUIJTERS I	14 SCHAGEN B	22 STEINS L	23 SMITS J	77 BAIJENS D	0:31	-1	
1 RAVENSBERGEN B	5 TEN VELDE R	7 SCHOENAKER R	20 VERSTEIJNEN N	22 STEINS L	23 SMITS J	77 BAIJENS D	0:31	-1	
1 RAVENSBERGEN B	5 TEN VELDE R	7 SCHOENAKER R	14 SCHAGEN B	15 KOOIJ L	20 VERSTEIJNEN N	23 SMITS J	0:50	-1	
1 RAVENSBERGEN B	5 TEN VELDE R	7 SCHOENAKER R	11 SLUIJTERS I	20 VERSTEIJNEN N	22 STEINS L	77 BAIJENS D	3:58	-1	
1 RAVENSBERGEN B	5 TEN VELDE R	7 SCHOENAKER R	15 KOOIJ L	20 VERSTEIJNEN N	22 STEINS L	77 BAIJENS D	6:23	-1	
1 RAVENSBERGEN B	5 TEN VELDE R	7 SCHOENAKER R	11 SLUIJTERS I	15 KOOIJ L	22 STEINS L	77 BAIJENS D	3:16	-3	
1 RAVENSBERGEN B	7 SCHOENAKER R	11 SLUIJTERS I	14 SCHAGEN B	20 VERSTEIJNEN N	22 STEINS L	77 BAIJENS D	4:10	-6	
1 RAVENSBERGEN B	7 SCHOENAKER R	14 SCHAGEN B	15 KOOIJ L	20 VERSTEIJNEN N	22 STEINS L	77 BAIJENS D	10:08	-7	



**MEN'S EUROPEAN HANDBALL CHAMPIONSHIP**  
**EHF EURO 2024**



**MEN'S EHF EURO 2024**  
 GERMANY  
 10-28 JANUARY

FRI 19 JAN 2024  
 Start Time: 18:00

**Main Round Group II**

**Line-Up Analysis**  
 Match No: 54

**Hamburg**

**Attendance: 13.376**

**NOR 35 - 32 NED**

**NED - Netherlands**

Empty Net							Time Played	GF	GA
5 TEN VELDE R	7 SCHOENAKER R	14 SCHAGEN B	15 KOOIJ L	20 VERSTEIJNEN N	22 STEINS L	23 SMITS J	1:03	0	0
5 TEN VELDE R	11 SLUIJTERS I	14 SCHAGEN B	15 KOOIJ L	20 VERSTEIJNEN N	22 STEINS L	77 BAIJENS D	0:47	1	0

Legend:  
 G Diff. Goals Difference