

Start List

Match No: 48

AUT - ISL

Referees: PAVICEVIC Ivan (MNE) / RAZNATOVIC Milos (MNE)
Reserve Referees: NIKOLOV Slave (MKD) / NACHEVSKI Gjorgji (MKD)

EHF Supervisor: KAMPMAN Jan (DEN)
EHF Observer: POZEZNIK Janko (SLO)
Timekeeper: HAFERKAMP Michael (GER)
Scorekeeper: LÜCKERT Ludger (GER)

AUT - Austria

No.	Name	Pos.	Height m	Int. Matches		Competition Statistics							
				MP	G	MP	G	7mG	YC	2Min	RC	S	7mS
39	HÄUSLE Ralf Patrick	GK	1.89	22	0	6						10	2
98	MÖSTL Constantin	GK	1.86	23	0	6						61	2
6	MAHR Markus	LB	1.89	12	9	6	4						
7	BOZOVIC Janko	RB	2.04	184	512	4	10			1			
20	FRIMMEL Sebastian	LW	1.90	104	341	6	18	2	1	4			
23	BELOS Nemanja	LB	1.92	9	0	6							
26	HERBURGER Lukas	P	1.97	70	60	5	7			5			
28	WEBER Robert	RW	1.79	222	973	6	28	11					
30	ZIVKOVIC Boris	RB	1.95	69	140	6	12			1			
45	DAMBÖCK Eric	LW	1.81	33	30	6	1						
53	BILYK Mykola	LB	1.98	104	472	6	37			1			
55	WAGNER Tobias	P	1.98	99	257	6	23		1	2			
57	NIGG Jakob	RW	1.84	12	11	6	4						
66	KOFLER Elias	CB	1.87	19	7	2							
72	HUTECEK Lukas	CB	1.89	48	173	6	27		1	2			
97	MISKOVEZ Michael	RB	1.97	26	4	6				5			
(NN)	EICHBERGER Thomas	GK	1.95	34	2								
(NN)	MITTENDORFER Moritz	LB	1.93	22	10	4							
(NN)	SCHWEIGHOFER Lukas	P	1.91	13	5	2	1						
Headcoach	PAJOVIC Ales (SLO)			Bench/Team								1	

AUT Played		
PR	ROU	31-24
PR	CRO	28-28
PR	ESP	33-33
MR	HUN	30-29
MR	GER	22-22
MR	FRA	28-33
MR	ISL	24 JAN

ISL - Iceland

No.	Name	Pos.	Height m	Int. Matches		Competition Statistics							
				MP	G	MP	G	7mG	YC	2Min	RC	S	7mS
1	GUSTAVSSON Björgvin Pall	GK	1.93	266	22	6	1					23	2
16	HALLGRIMSSON Viktor	GK	2.03	57	1	6						51	
2	RIKHARDSSON Odinn Thor	RW	1.83	35	104	4	13	1					
3	SMARASON Janus Dadi	CB	1.84	79	128	5	10						
4	PÁLMARSSON Aron	LB	1.93	176	667	6	18			1			
7	KRISTJÁNSSON Viggó	RB	1.87	52	146	6	26	9		2			
8	ELISSON Bjarki Mar	LW	1.90	113	393	6	21	2		2			
9	JÓNSSON Elvar	LB	1.85	74	171	6	11			2			
14	MAGNUSSON Ómar Ingi	RB	1.86	81	279	5	18	8					
17	VALENCIA Stiven Tobar	LW	1.84	14	11	6	1						
18	VIDARSSON Ellidi	P	1.92	45	95	6	19			5	1		
21	ARNARSSON Arnar Freyr	P	2.01	93	98	6	4			1			
22	GUDJONSSON Sigvaldi Bjorn	RW	1.92	71	199	6	15						
24	EINARSSON Teitur Örn	RB	1.90	35	36								
25	THRASTARSON Haukur	CB	1.93	30	39	5	7						
27	ÓLAFSSON Einar Thorsteinn	LB	1.94	7	0	3							
(NN)	GISLASON Ýmir	P	1.96	86	36	6	1		1	1	1		
(NN)	KRISTJANSSON Gisli Thorgeir	CB	1.91	59	129	6	8			1			
(NN)	KRISTJANSSON Kristján Örn	RB	1.90	33	61	2	1						
Headcoach	GUDJONSSON Snorri Steinn			Bench/Team								2	

ISL Played		
PR	SRB	27-27
PR	MNE	31-30
PR	HUN	25-33
MR	GER	24-26
MR	FRA	32-39
MR	CRO	35-30
MR	AUT	24 JAN

Notes:
Players below the bold line are not playing in this match.

Legend:			
(NN)	Not nominated	2Min	2-Minute Suspensions
CB	Centre Back	G	Goals
LW	Left Wing	MP	Matches Played
Pos	Position	PR	Preliminary Round
RC	Red Cards (Direct and after 3rd 2-Minute Suspension)	RB	Right Back
YC	Yellow Cards	RW	Right Wing
		7mG	7-metre Goals
		GK	Goalkeeper
		MR	Main Round
		7mS	7-metre Saves
		LB	Left Back
		P	Line Player
		S	Saves

WED 24 JAN 2024
Start Time: 15:30

Results

Match No: 48

AUT 24 - 26 ISL

(8 - 14) (16 - 12)

Referees: PAVICEVIC Ivan (MNE) / RAZNATOVIC Milos (MNE)

Cologne

Attendance: 19.750

Austria

Coach: PAJOVIC Ales

Time outs: 3

No.	Name	Total			Goals / Shots							Punishments			TP	
		Goals	Shots	%	7m	6m	Wing	BT	FB	FTO	9m	EG	YC	RC		2M
6	MAHR Markus	1	1	100				1/1								0:59
7	BOZOVIC Janko	0	1	0				0/1								7:23
20	FRIMMEL Sebastian	1	2	50						1/1	0/1					58:57
23	BELOS Nemanja															0:00
26	HERBURGER Lukas	1	1	100		1/1								1		38:52
28	WEBER Robert	5	8	63	4/4	0/1	0/2					1/1				58:41
30	ZIVKOVIC Boris	3	7	43		1/1		1/2			1/4					36:22
39	HÄUSLE Ralf Patrick															0:00
45	DAMBÖCK Eric															0:00
53	BILYK Mykola	4	9	44		1/1		0/1			3/7					46:48
55	WAGNER Tobias	7	10	70		6/9	1/1									28:31
57	NIGG Jakob															0:00
66	KOFLER Elias															0:00
72	HUTECEK Lukas	2	8	25				2/2			0/6			1		60:00
97	MISKOVEZ Michael													1		27:57
98	MÖSTL Constantin	0	1	0								0/1				55:30
Totals		24	48	50	4/4	9/13	1/3	4/7	1/1		4/18	1/2		3		60:00

No.	Name	Total			Saves / Shots											
		Saves	Shots	%	7m	6m	Wing	BT	FB	FTO	9m					
39	HÄUSLE Ralf Patrick															
98	MÖSTL Constantin	20	45	44	2/3	3/8	3/6	0/5	0/5	0/1	12/17					
EG			1													
Totals		20	46	43	2/3	3/8	3/6	0/5	0/5	0/1	12/17					

Iceland

Coach: GUDJONSSON Snorri Steinn

YC/RC Coach: 1/0

Time outs: 2

No.	Name	Total			Goals / Shots							Punishments			TP	
		Goals	Shots	%	7m	6m	Wing	BT	FB	FTO	9m	EG	YC	RC		2M
1	GUSTAVSSON Björgvin Pall															11:39
2	RIKHARDSSON Odinn Thor	0	1	0	0/1											0:16
3	SMARASON Janus Dadi	2	3	67				1/1			1/2					16:04
4	PALMARSSON Aron	7	10	70		2/2		1/1			4/7			1		38:25
7	KRISTJANSSON Viggó	3	6	50	1/1				2/2		0/3					37:35
8	ELISSON Bjarki Mar	0	4	0	0/1		0/3									40:38
9	JONSSON Elvar	0	3	0							0/3					40:50
14	MAGNUSSON Omar Ingi	1	3	33				1/2			0/1					19:58
16	HALLGRIMSSON Viktor															44:39
17	VALENCIA Stiven Tobar															19:12
18	VIDARSSON Ellidi	2	4	50		2/4								1	3	43:18
21	ARNARSSON Arnar Freyr															18:44
22	GUDJONSSON Sigvaldi Bjorn	8	8	100				3/3		3/3	1/1		1/1			56:35
24	EINARSSON Teitur Örn															0:00
25	THRASTARSON Haukur	3	8	38		1/2		2/2			0/4					30:35
27	OLAFSSON Einar Thorsteinn															1:32
Team Officials													1			
Totals		26	50	52	1/3	5/8	3/6	5/6	5/5	1/1	5/20	1/1	1	1	4	60:00

No.	Name	Total			Saves / Shots											
		Saves	Shots	%	7m	6m	Wing	BT	FB	FTO	9m					
1	GUSTAVSSON Björgvin Pall	1	9	11	0/3	0/3	1/1	0/2								
16	HALLGRIMSSON Viktor	13	28	46	0/1	3/9	1/2	1/3	0/1							8/12
EG			1													
Totals		14	38	37	0/4	3/12	2/3	1/5	0/1							8/12

Attacks

Team	All		Player Majority		Player Minority		Position Attacks		FB		Ind. FB		Team FB		TO	TO %
	G/Att.	%	G/Att.	%	G/Att.	%	G/Att.	%	G/Att.	%	G/Att.	%	G/Att.	%		
AUT	24/54	44	4/7	57	0/3	0	22/51	43	1/1	100			1/1	100	9	17
ISL	26/52	50	2/5	40	2/3	67	19/45	42	5/5	100			5/5	100	7	13

Legend:	
%	Efficiency
9m	9-metre Shots
FTO	Fast Throw off
RC	Red Cards (Direct and after 3rd 2-Minute Suspension)
Wing	Wing Shots
2M	2-Minute Suspensions
BT	Breakthroughs
G/Att.	Goals/Attacks
YC	Yellow Cards
6m	6-metre Shots
EG	Empty Goal
Ind.	Individual
TO	Turnover
7m	7-metre Penalty Shots
FB	Fast Breaks
No.	Uniform Number
TP	Time Played

WED 24 JAN 2024
Start Time: 15:30

Main Round Group I

Cologne

Match Team Statistics

Match No: 48

AUT 24 - 26 ISL
(8 - 14) (16 - 12)

Referees: PAVICEVIC Ivan (MNE) / RAZNATOVIC Milos (MNE)

AUT - Austria

Coach: PAJOVIC Ales (SLO)

Time outs: 3

No.	Name	Total			All Goals / Shots									Punishments				Offence			Defence			TP
		Goals	Shots	%	7m	7m%	6m	Wing	BT	FB	FTO	9m	EG	YC	RC	2M	2+2	AS	R7	TO/TF	ST	BS	P7	
6	MAHR Markus	1	1	100					1/1															0:59
7	BOZOVIC Janko	0	1	0					0/1										/ 1					7:23
20	FRIMMEL Sebastian	1	2	50					1/1		0/1											1		58:57
23	BELOS Nemanja																							0:00
26	HERBURGER Lukas	1	1	100					1/1						1									38:52
28	WEBER Robert	5	8	63	4/4	100	0/1	0/2				1/1												58:41
30	ZIVKOVIC Boris	3	7	43			1/1		1/2		1/4						4	1	1 / 3					36:22
39	HÄUSLE Ralf Patrick																							0:00
45	DAMBÖCK Eric																							0:00
53	BILYK Mykola	4	9	44			1/1		0/1		3/7						5	1	3		1	1	1	46:48
55	WAGNER Tobias	7	10	70			6/9	1/1									1	1						28:31
57	NIGG Jakob																							0:00
66	KOFLER Elias																							0:00
72	HUTECEK Lukas	2	8	25					2/2		0/6				1		2	1	1		1	1	1	60:00
97	MISKOVEZ Michael														1		1					1		27:57
98	MÖSTL Constantin	0	1	0								0/1												55:30
Totals		24	48	50	4/4	100	9/13	1/3	4/7	1/1		4/18	1/2			3		13	4	5 / 4	2	2	3	

No.	Name	Total			All Saves / Shots										
		Saves	Shots	%	7m	7m%	6m	Wing	BT	FB	FTO	9m	9m%	NS	NS%
39	HÄUSLE Ralf Patrick														
98	MÖSTL Constantin	20	45	44	2/3	67	3/8	3/6	0/5	0/5	0/1	12/17	71	6/19	32
	EG		1												
Totals		20	46	43	2/3	67	3/8	3/6	0/5	0/5	0/1	12/17	71	6/19	32

Attacks

Team	All		Player Majority		Player Minority		Position Attacks		FB		Ind. FB		Team FB		TO	TO %
	G/Att.	%	G/Att.	%	G/Att.	%	G/Att.	%	G/Att.	%	G/Att.	%	G/Att.	%		
AUT	24/54	44	4/7	57	0/3	0	22/51	43	1/1	100			1/1	100	9	17

Team Shots

	Goals	Saves	Missed	Post	Blocked	Total	%	Prop %
6m Shots	9	3	1			13	69	27
Wing Shots	1	2				3	33	6
L R	1	2				1 2	100 0	2 4
9m Shots	4	8	2	1	3	18	22	38
L C R	2 2	2 4 1	2	1	1 2	3 11 3	0 18 67	6 23 6
7m Penalty Throws	4					4	100	8
Fast Breaks	1					1	100	2
Breakthroughs	4	1		2		7	57	15
Totals	24	14	4	3	3	48	50	100

Legend:	
% Efficiency	2M 2-Minute Suspensions
9m 9-metre Shots	AS Assists
EG Empty Goal	FB Fast Breaks
L Left	NS Near Shots
R Right	RC Red Cards (Direct and after 3rd 2-Minute Suspension)
TP Time Played	Wing Wing Shots
2+2 2+2 Minute Suspensions	BS Blocked Shots
FTO Fast Throw off	P7 Penalty 7-metre Fouls
YC Yellow Cards	6m 6-metre Shots
BT Breakthroughs	G/Att. Goals/Attacks
ST Steals	Prop % Proportion of Goals
7m 7-metre Penalty Shots	Ind. Individual
C Center	R7 Received 7-metre Fouls
TO/TF Turnover/Technical Faults	

WED 24 JAN 2024
Start Time: 15:30

Main Round Group I

Cologne

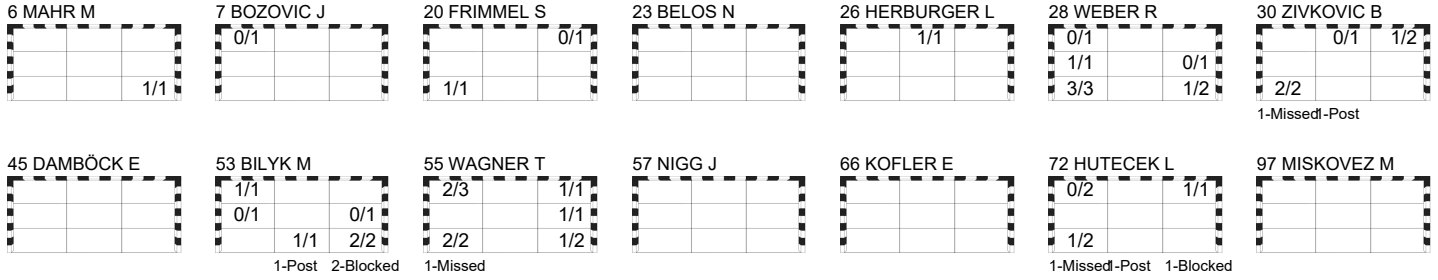
Match Team Statistics
Match No: 48

AUT 24 - 26 ISL
(8 - 14) (16 - 12)

Referees: PAVICEVIC Ivan (MNE) / RAZNATOVIC Milos (MNE)

AUT - Austria

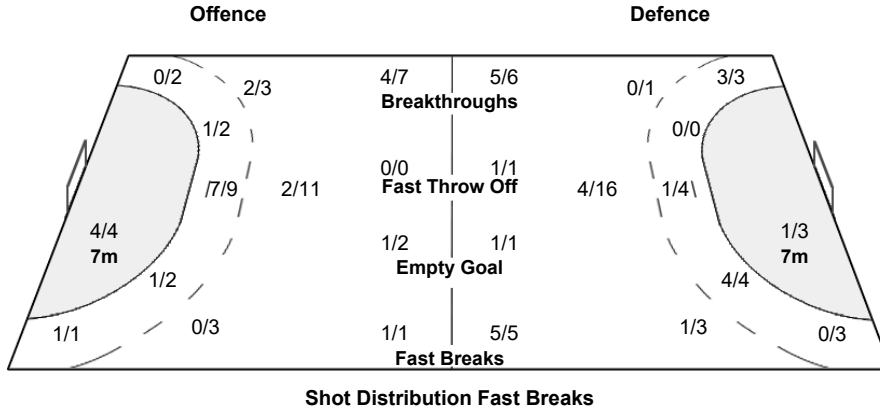
OverView of Shot Distribution



Team Goals / Shots

3/8	1/2	3/5
1/2		1/3
9/10	1/1	5/7

4-Missed 3-Post 3-Blocked



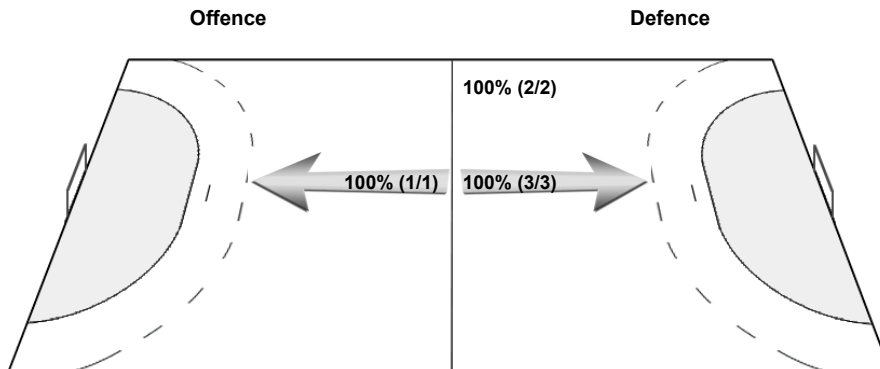
Goalkeepers Saves / Shots

2/8	2/2	4/9
2/2	1/1	1/1
2/11	1/1	5/11

39 HÄUSLE R

98 MÖSTL C

2/8	2/2	4/9
2/2	1/1	1/1
2/10	1/1	5/11



WED 24 JAN 2024
Start Time: 15:30

Main Round Group I

Cologne

Match Team Statistics
Match No: 48

AUT 24 - 26 ISL
(8 - 14) (16 - 12)

Referees: PAVICEVIC Ivan (MNE) / RAZNATOVIC Milos (MNE)

ISL - Iceland

Coach: GUDJONSSON Snorri Steinn

YC/RC Coach: 1/0 Time outs: 2

No.	Name	Total			All Goals / Shots								Punishments				Offence			Defence			TP	
		Goals	Shots	%	7m	7m%	6m	Wing	BT	FB	FTO	9m	EG	YC	RC	2M	2+2	AS	R7	TO/TF	ST	BS		P7
1	GUSTAVSSON Björgvin Pall																							11:39
2	RIKHARDSSON Odinn Thor	0	1	0	0/1	0																		0:16
3	SMARASON Janus Dadi	2	3	67					1/1									1						16:04
4	PALMARSSON Aron	7	10	70			2/2		1/1							1		2	1	1				38:25
7	KRISTJANSSON Viggó	3	6	50	1/1	100			2/2								4	1						37:35
8	ELISSON Bjarki Mar	0	4	0	0/1	0		0/3											1					40:38
9	JONSSON Elvar	0	3	0								0/3						1			2	1		40:50
14	MAGNUSSON Omar Ingi	1	3	33					1/2			0/1						2	1	1				19:58
16	HALLGRIMSSON Viktor																	1						44:39
17	VALENCIA Stiven Tobar																	1					1	19:12
18	VIDARSSON Ellidi	2	4	50			2/4								1	3		1		/ 1	1	1		43:18
21	ARNARSSON Arnar Freyr																			/ 1				18:44
22	GUDJONSSON Sigvaldi Bjorn	8	8	100				3/3		3/3	1/1		1/1											56:35
24	EINARSSON Teitur Örn																							0:00
25	THRASTARSON Haukur	3	8	38			1/2		2/2				0/4					1		1 / 1		1	3	30:35
27	OLAFSSON Einar Thorsteinn																							1:32
Team														1										
Totals		26	50	52	1/3	33	5/8	3/6	5/6	5/5	1/1	5/20	1/1	1	1	4		14	3	4 / 3	3	3	4	

No.	Name	Total			All Saves / Shots										
		Saves	Shots	%	7m	7m%	6m	Wing	BT	FB	FTO	9m	9m%	NS	NS%
1	GUSTAVSSON Björgvin Pall	1	9	11	0/3	0	0/3	1/1	0/2					1/6	17
16	HALLGRIMSSON Viktor	13	28	46	0/1	0	3/9	1/2	1/3	0/1		8/12	67	5/14	36
EG			1												
Totals		14	38	37	0/4	0	3/12	2/3	1/5	0/1		8/12	67	6/20	30

Attacks

Team	All		Player Majority		Player Minority		Position Attacks		FB		Ind. FB		Team FB		TO	TO %
	G/Att.	%	G/Att.	%	G/Att.	%	G/Att.	%	G/Att.	%	G/Att.	%	G/Att.	%		
ISL	26/52	50	2/5	40	2/3	67	19/45	42	5/5	100			5/5	100	7	13

Team Shots

	Goals	Saves	Missed	Post	Blocked	Total	%	Prop %
6m Shots	5	3				8	63	16
Wing Shots	3	3				6	50	12
L R	3	3				3 3	0 100	6 6
9m Shots	5	12	1		2	20	25	40
L C R	1 4	2 10	1		1 1	3 16 1	33 25 0	6 32 2
7m Penalty Throws	1	2				3	33	6
Fast Breaks	5					5	100	10
Breakthroughs	5		1			6	83	12
Totals	26	20	2		2	50	52	100

Legend:									
%	Efficiency	2M	2-Minute Suspensions	2+2	2+2 Minute Suspensions	6m	6-metre Shots	7m	7-metre Penalty Shots
9m	9-metre Shots	AS	Assists	BS	Blocked Shots	BT	Breakthroughs	C	Center
EG	Empty Goal	FB	Fast Breaks	FTO	Fast Throw off	G/Att.	Goals/Attacks	Ind.	Individual
L	Left	NS	Near Shots	P7	Penalty 7-metre Fouls	Prop %	Proportion of Goals	R7	Received 7-metre Fouls
R	Right	RC	Red Cards (Direct and after 3rd 2-Minute Suspension)	P7	Penalty 7-metre Fouls	ST	Steals	TO/TF	Turnover/Technical Faults
TP	Time Played	Wing	Wing Shots	YC	Yellow Cards				

WED 24 JAN 2024
Start Time: 15:30

Main Round Group I

Cologne

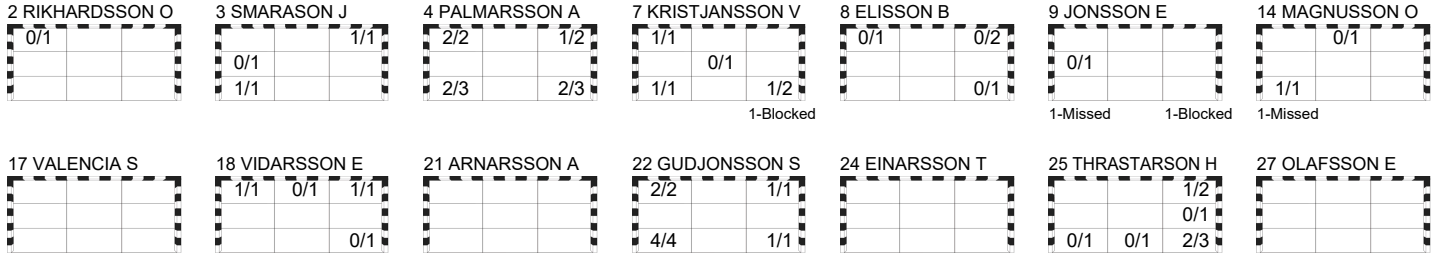
Match Team Statistics
Match No: 48

AUT 24 - 26 ISL
(8 - 14) (16 - 12)

Referees: PAVICEVIC Ivan (MNE) / RAZNATOVIC Milos (MNE)

ISL - Iceland

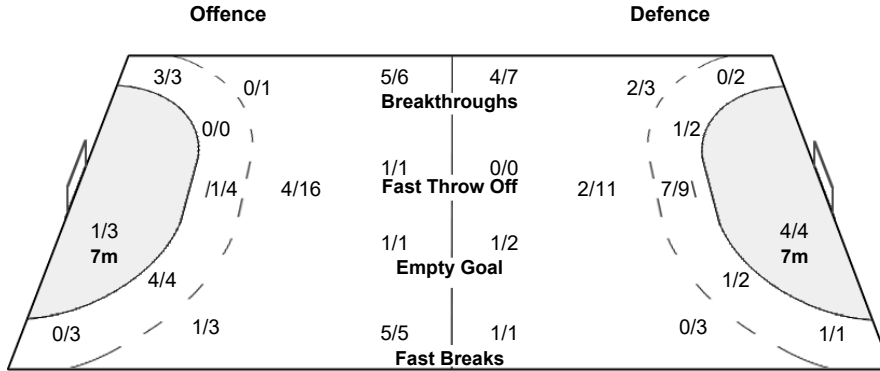
Overview of Shot Distribution



Team Goals / Shots

6/8	0/2	5/9
0/2	0/1	0/1
9/11	0/1	6/11

2-Missed 2-Blocked



Goalkeepers Saves / Shots

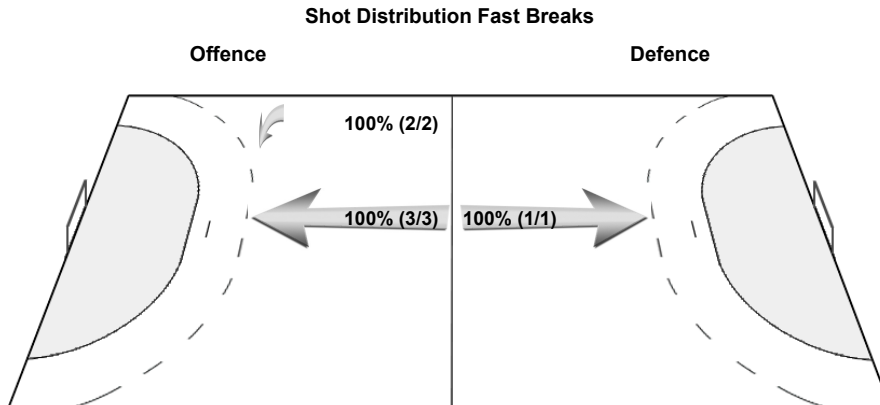
5/8	1/2	2/5
1/2	0/1	2/3
1/10	0/1	2/7

1 GUSTAVSSON B

0/1		
0/1		1/2
0/2		0/3

16 HALLGRIMSSON V

5/7	1/2	2/5
1/1		1/1
1/7	0/1	2/4



WED 24 JAN 2024

Start Time: 15:30

Play by Play

Match No: 48

Cologne

AUT 24 - 26 ISL

(8 - 14) (16 - 12)

Referees: PAVICEVIC Ivan (MNE) / RAZNATOVIC Milos (MNE)

AUT	6 MAHR Markus	7 BOZOVIC Janko	20 FRIMMEL Sebastian	A GIERLINGER Erwin
	23 BELOS Nemanja	26 HERBURGER Lukas	28 WEBER Robert	B PAJOVIC Ales
	30 ZIVKOVIC Boris	39 HÄUSLE Ralf Patrick	45 DAMBÖCK Eric	C MARINOVIC Nikola
	53 BILYK Mykola	55 WAGNER Tobias	57 NIGG Jakob	D KINTSCHER Andre
	66 KOFLER Elias	72 HUTECEK Lukas	97 MISKOVEZ Michael	
	98 MÖSTL Constantin			
ISL	1 GUSTAVSSON Björgvin Pall	2 RIKHARDSSON Odinn Thor	3 SMARASON Janus Dadi	A GUDJONSSON Snorri Steinn
	4 PALMARSSON Aron	7 KRISTJANSSON Viggó	8 ELISSON Bjarki Mar	B ATLASON Arnór
	9 JONSSON Elvar	14 MAGNUSSON Omar Ingi	16 HALLGRIMSSON Viktor	C OSKARSSON Oskar Bjarni
	17 VALENCIA Stiven Tobar	18 VIDARSSON Ellidi	21 ARNARSSON Arnar Freyr	D VALDIMARSSON Ornolfur
	22 GUDJONSSON Sigvaldi Bjorn	24 EINARSSON Teitur Örn	25 THRASTARSON Haukur	
	27 OLAFSSON Einar Thorsteinn			

1st HALF

Match Time	AUT - Austria	Score	Lead	ISL - Iceland
0:00	98 MÖSTL C Goalkeeper			16 HALLGRIMSSON V Goalkeeper
0:46		0 - 1	-1	4 PALMARSSON A Goal breakthrough bottom right, 90.45 km/h
0:59	30 ZIVKOVIC B Technical Fault			
1:39				9 JONSSON E Shot centre 9m missed
2:29	55 WAGNER T Goal centre 6m top left (30 ZIVKOVIC B), 103.39 km/h	1 - 1	0	
2:43		1 - 2	-1	4 PALMARSSON A Goal left 6m top right (9 JONSSON E)
3:29	30 ZIVKOVIC B Shot left 9m saved top centre			
3:41				8 ELISSON B Shot left wing saved top right
3:57				4 PALMARSSON A Shot centre 9m saved top right
4:16		1 - 3	-2	22 GUDJONSSON S Goal right wing top left (7 KRISTJANSSON V), 104.87 km/h
4:25	72 HUTECEK L Shot centre 9m saved top left			
4:37				18 VIDARSSON E Shot centre 6m saved top centre
4:43	20 FRIMMEL S Goal fast break bottom left, 80.21 km/h	2 - 3	-1	
5:47		2 - 4	-2	4 PALMARSSON A Goal centre 9m bottom right, 101.94 km/h
6:26	28 WEBER R Shot right 6m saved bottom right			
7:01	53 BILYK M 7m caused			4 PALMARSSON A 7m received
7:16				8 ELISSON B Penalty shot saved bottom right
8:15	53 BILYK M Shot centre 9m saved middle right			
8:45				7 KRISTJANSSON V Shot centre 9m saved bottom right
8:55	30 ZIVKOVIC B 7m received			25 THRASTARSON H 7m caused
9:09	28 WEBER R Goal Penalty shot bottom left (30 ZIVKOVIC B), 100.49 km/h	3 - 4	-1	
9:54				25 THRASTARSON H Shot centre 9m saved middle right
10:01	53 BILYK M Shot left 9m saved middle left			
10:08	53 BILYK M Goal centre 6m top left, 117.00 km/h	4 - 4	0	
10:37	97 MISKOVEZ M 2-minutes suspension			
10:38				
10:57				25 THRASTARSON H Shot centre 6m saved top right
11:06	30 ZIVKOVIC B for 98 MÖSTL C Empty goal			
11:51				18 VIDARSSON E 2-minutes suspension
11:52				
12:08	98 MÖSTL C for 30 ZIVKOVIC B Goalkeeper back			
12:09	28 WEBER R Shot right wing saved top left			
12:24				21 ARNARSSON A for 16 HALLGRIMSSON V Empty goal
12:38				
13:06				25 THRASTARSON H Shot centre 9m saved bottom left
13:08	28 WEBER R Goal empty goal bottom left (97 MISKOVEZ M), 104.12 km/h	5 - 4	+1	
13:08				16 HALLGRIMSSON V for 4 PALMARSSON A Goalkeeper back
13:18				4 PALMARSSON A for 16 HALLGRIMSSON V Empty goal
13:52				
13:57				16 HALLGRIMSSON V for 18 VIDARSSON E Goalkeeper back
14:00	72 HUTECEK L Block			7 KRISTJANSSON V Shot right 9m blocked
14:24		5 - 5	0	25 THRASTARSON H Goal breakthrough bottom right, 91.26 km/h
15:14	72 HUTECEK L Shot centre 9m saved top left			
16:07		5 - 6	-1	25 THRASTARSON H Goal left 6m bottom right (7 KRISTJANSSON V)
16:38	30 ZIVKOVIC B Shot right 9m saved top right			
17:32	72 HUTECEK L Steal			25 THRASTARSON H Turnover
18:08	55 WAGNER T Goal left wing top right (53 BILYK M), 115.17 km/h	6 - 6	0	
18:20		6 - 7	-1	22 GUDJONSSON S Goal right wing top left (3 SMARASON J), 100.78 km/h
18:59	7 BOZOVIC J Shot breakthrough saved top left			
19:12		6 - 8	-2	3 SMARASON J Goal centre 9m bottom left, 117.34 km/h
19:41	72 HUTECEK L Goal breakthrough top right, 101.93 km/h	7 - 8	-1	
19:51	53 BILYK M Steal			8 ELISSON B Turnover

Play by Play

Match No: 48

AUT 24 - 26 ISL

(8 - 14) (16 - 12)

1st HALF

Match Time	AUT - Austria	Score	Lead	ISL - Iceland
20:27	72 HUTECEK L Turnover			
20:36				9 JONSSON E Shot centre 9m saved middle left
21:19	53 BILYK M Goal centre 9m bottom right, 113.69 km/h	8 - 8	0	
22:01		8 - 9	-1	18 VIDARSSON E Goal centre 6m top right (25 THRSTARSON H), 97.91 km/h
23:01	53 BILYK M Shot centre 9m blocked			18 VIDARSSON E Block
23:13		8 - 10	-2	14 MAGNUSSON O Goal breakthrough bottom left, 96.66 km/h
23:29	Team timeout			
23:33	26 HERBURGER L for 98 MÖSTL C Empty goal			
24:00				A GUDJONSSON S Warning (yellow card) bench punishment
24:19	98 MÖSTL C for 28 WEBER R Goalkeeper back			
24:24	53 BILYK M Shot left 9m blocked			9 JONSSON E Block
24:55	26 HERBURGER L 2-minutes suspension			
24:56				
25:12				14 MAGNUSSON O Shot breakthrough missed
25:38	28 WEBER R for 98 MÖSTL C Empty goal			
25:44	53 BILYK M Shot breakthrough post			
25:47	98 MÖSTL C for 7 BOZOVIC J Goalkeeper back			
25:53		8 - 11	-3	22 GUDJONSSON S Goal fast break bottom left (16 HALLGRIMSSON V), 88.99 km/h
26:10	7 BOZOVIC J for 98 MÖSTL C Empty goal			
26:25	7 BOZOVIC J Technical Fault			
26:32	98 MÖSTL C for 7 BOZOVIC J Goalkeeper back			
26:32		8 - 12	-4	22 GUDJONSSON S Goal fast break bottom left (14 MAGNUSSON O), 78.14 km/h
26:44	7 BOZOVIC J for 98 MÖSTL C Empty goal			
26:56				
27:20	53 BILYK M Turnover			
27:28		8 - 13	-5	22 GUDJONSSON S Goal empty goal bottom left (4 PALMARSSON A), 99.05 km/h
28:16	98 MÖSTL C for 30 ZIVKOVIC B Goalkeeper back			
28:26	30 ZIVKOVIC B for 98 MÖSTL C Empty goal			
28:39	98 MÖSTL C for 30 ZIVKOVIC B Goalkeeper back			
28:39	55 WAGNER T Shot centre 6m saved top left			
29:17				Team timeout
29:33		8 - 14	-6	4 PALMARSSON A Goal left 9m bottom left, 113.67 km/h
29:41				18 VIDARSSON E 2-minutes suspension
29:43				
30:00	30 ZIVKOVIC B Shot centre 9m missed			
30:00				

2nd HALF

Match Time	AUT - Austria	Score	Lead	ISL - Iceland
30:00	98 MÖSTL C Goalkeeper			16 HALLGRIMSSON V Goalkeeper
30:00	20 FRIMMEL S Shot direct free throw saved top right			
30:28	55 WAGNER T Goal centre 6m bottom left (72 HUTECEK L), 98.02 km/h	9 - 14	-5	
30:43				3 SMARASON J for 16 HALLGRIMSSON V Empty goal
31:20		9 - 15	-6	22 GUDJONSSON S Goal right wing bottom right (14 MAGNUSSON O), 91.65 km/h
31:25				16 HALLGRIMSSON V for 14 MAGNUSSON O Goalkeeper back
31:34	72 HUTECEK L Goal breakthrough bottom left, 84.04 km/h	10 - 15	-5	
31:44				
32:07				14 MAGNUSSON O Turnover
32:50	72 HUTECEK L Shot centre 9m post			
33:38				8 ELISSON B Shot left wing saved top right
34:15	30 ZIVKOVIC B Goal right 6m bottom left	11 - 15	-4	
34:52				3 SMARASON J Shot centre 9m saved middle left
35:06	26 HERBURGER L Goal centre 6m top centre (53 BILYK M), 98.22 km/h	12 - 15	-3	
35:53				21 ARNARSSON A Technical Fault
36:36	53 BILYK M Goal centre 9m bottom right, 102.84 km/h	13 - 15	-2	
37:16				14 MAGNUSSON O Shot centre 9m saved top centre
37:59	30 ZIVKOVIC B Technical Fault			
38:36	20 FRIMMEL S 7m caused			14 MAGNUSSON O 7m received
38:54				2 RIKHARDSSON O Penalty shot saved top left
39:30	55 WAGNER T Shot centre 6m saved bottom right			
39:51	30 ZIVKOVIC B Goal right 9m top right, 112.08 km/h	14 - 15	-1	
40:11				Team timeout
40:36				25 THRSTARSON H Shot left 9m saved bottom right
40:44				8 ELISSON B Shot left wing saved top left
41:11	55 WAGNER T Goal centre 6m bottom left (53 BILYK M), 111.00 km/h	15 - 15	0	
41:51				25 THRSTARSON H Technical Fault

WED 24 JAN 2024
Start Time: 15:30

Main Round Group I

Cologne

Play by Play
Match No: 48

AUT 24 - 26 ISL
(8 - 14) (16 - 12)

2nd HALF

Match Time	AUT - Austria	Score	Lead	ISL - Iceland
42:19	72 HUTECEK L 7m received			25 THRASTARSON H 7m caused
42:33				1 GUSTAVSSON B for 16 HALLGRIMSSON V Goalkeeper Substitution
42:33	28 WEBER R Goal Penalty shot middle left (72 HUTECEK L), 49.31 km/h	16 - 15	+1	
42:44				16 HALLGRIMSSON V for 1 GUSTAVSSON B Goalkeeper Substitution
43:30				18 VIDARSSON E Shot centre 6m saved bottom right
44:17	72 HUTECEK L Shot centre 9m blocked			25 THRASTARSON H Block
44:25	72 HUTECEK L Shot centre 9m saved bottom left			
44:39		16 - 16	0	3 SMARASON J Goal breakthrough top right, 74.57 km/h
45:07	53 BILYK M Goal right 9m bottom centre, 80.30 km/h	17 - 16	+1	
45:19				18 VIDARSSON E Technical Fault
45:45	53 BILYK M Turnover			18 VIDARSSON E Steal
45:51		17 - 17	0	7 KRISTJANSSON V Goal fast break top left (18 VIDARSSON E), 109.34 km/h
46:22	53 BILYK M Turnover			9 JONSSON E Steal
46:33				4 PALMARSSON A Shot centre 9m saved bottom left
46:46	Team timeout			
46:55				1 GUSTAVSSON B for 16 HALLGRIMSSON V Goalkeeper Substitution
47:07	55 WAGNER T Goal centre 6m middle right (30 ZIVKOVIC B), 101.14 km/h	18 - 17	+1	
47:17		18 - 18	0	22 GUDJONSSON S Goal fast throw off bottom left (7 KRISTJANSSON V), 77.57 km/h
48:04	53 BILYK M 7m received			17 VALENCIA S 7m caused
48:08	28 WEBER R Goal Penalty shot bottom right (53 BILYK M), 96.23 km/h	19 - 18	+1	
48:40		19 - 19	0	18 VIDARSSON E Goal left 6m top left (4 PALMARSSON A)
49:28	55 WAGNER T Shot left 6m missed			
49:45	97 MISKOVEZ M Block			9 JONSSON E Shot centre 9m blocked
50:15		19 - 20	-1	4 PALMARSSON A Goal centre 9m top left, 113.43 km/h
50:25	30 ZIVKOVIC B Technical Fault			
50:57				4 PALMARSSON A Shot left 9m saved bottom right
51:36	55 WAGNER T Goal left 6m top left (53 BILYK M)	20 - 20	0	
51:48		20 - 21	-1	4 PALMARSSON A Goal left 6m bottom left (7 KRISTJANSSON V)
52:35	28 WEBER R Shot right wing saved middle right			
52:44		20 - 22	-2	7 KRISTJANSSON V Goal fast break bottom left, 89.22 km/h
53:24	55 WAGNER T Goal centre 6m bottom right (30 ZIVKOVIC B), 110.42 km/h	21 - 22	-1	
53:50		21 - 23	-2	25 THRASTARSON H Goal breakthrough top right, 86.74 km/h
54:16	30 ZIVKOVIC B Goal breakthrough bottom left, 93.73 km/h	22 - 23	-1	
54:21				18 VIDARSSON E Disqualification (red card-three times 2-minute suspensions)
54:22				
54:44	6 MAHR M Goal breakthrough bottom right, 104.39 km/h	23 - 23	0	
54:51				21 ARNARSSON A for 1 GUSTAVSSON B Empty goal
55:19		23 - 24	-1	4 PALMARSSON A Goal centre 9m top left, 103.40 km/h
55:21				1 GUSTAVSSON B for 7 KRISTJANSSON V Goalkeeper back
55:44	72 HUTECEK L Shot centre 9m missed			
55:53				21 ARNARSSON A for 1 GUSTAVSSON B Empty goal
56:21				7 KRISTJANSSON V Shot centre 9m saved middle centre
56:22				
56:24	98 MÖSTL C Shot empty goal missed			
56:24				1 GUSTAVSSON B for 22 GUDJONSSON S Goalkeeper back
56:32	Team timeout			
56:44				25 THRASTARSON H Shot centre 9m saved bottom centre
57:07				4 PALMARSSON A 2-minutes suspension
57:08				
57:26	30 ZIVKOVIC B Turnover			9 JONSSON E Steal
57:32		23 - 25	-2	22 GUDJONSSON S Goal fast break top right (17 VALENCIA S), 111.31 km/h
57:52	55 WAGNER T 7m received			25 THRASTARSON H 7m caused
57:53	28 WEBER R Goal Penalty shot bottom left (55 WAGNER T), 89.73 km/h	24 - 25	-1	
58:04				7 KRISTJANSSON V for 1 GUSTAVSSON B Empty goal
58:40				1 GUSTAVSSON B for 22 GUDJONSSON S Goalkeeper back
58:40	72 HUTECEK L 7m caused			7 KRISTJANSSON V 7m received
58:40	72 HUTECEK L 2-minutes suspension			
58:40		24 - 26	-2	7 KRISTJANSSON V Goal Penalty shot bottom right, 88.95 km/h
58:41				
58:59	55 WAGNER T for 98 MÖSTL C Empty goal			
59:08				
59:10	30 ZIVKOVIC B Shot breakthrough post			
59:15	98 MÖSTL C for 20 FRIMMEL S Goalkeeper back			
59:29				4 PALMARSSON A Turnover
59:50	55 WAGNER T for 98 MÖSTL C Empty goal			
60:00				

WED 24 JAN 2024
Start Time: 15:30

Main Round Group I

Empty Goal Analysis

Cologne

Match No: 48

AUT 24 - 26 ISL

(8 - 14) (16 - 12)

Referees: PAVICEVIC Ivan (MNE) / RAZNATOVIC Milos (MNE)

ATTACKS DURING OWN EMPTY GOAL SITUATION

Players on Court	Attacks		Goals		Saves		Missed		Blocked		Post		Turnovers		Scoring Efficiency		Goals Against	
	AUT	ISL	AUT	ISL	AUT	ISL	AUT	ISL	AUT	ISL	AUT	ISL	AUT	ISL	AUT	ISL	AUT	ISL
7 Against 6	3	2			1	1			1	1			1		0	0	1	
6 Against 6	3	3		2		1					2		1		0	67		1
Others	1				1										0			
Total:	7	5		2	2	2			1	1	2		2		0	40	1	1

GOALS/ATTACKS DURING OWN EMPTY GOAL SITUATION - ANALYSIS OF OCCURRENCE (in 5 min intervals)

Players on Court	1st Half											
	0-5		5-10		10-15		15-20		20-25		25-30	
	AUT	ISL	AUT	ISL	AUT	ISL	AUT	ISL	AUT	ISL	AUT	ISL
7 Against 6						0/1			0/1			0/2
6 Against 6						0/1						0/2
Others					0/1							
Total:					0/1	0/2			0/1			0/4

Players on Court	2nd Half											
	30-35		35-40		40-45		45-50		50-55		55-60	
	AUT	ISL	AUT	ISL	AUT	ISL	AUT	ISL	AUT	ISL	AUT	ISL
7 Against 6												0/1
6 Against 6		1/1										0/1
Others												
Total:		1/1										0/1

GOALS/ATTACKS DURING OWN EMPTY GOAL SITUATION - ANALYSIS BY DURATION

Team	<15 sec.	15-30 sec.	30-45 sec.	45-60 sec.	>60 sec.
AUT	0/3	0/1	0/1	0/1	0/1
ISL		1/2	1/3		

SUBSTITUTION SUMMARY

Players	AUT	ISL
Goalkeeper <-> Goalkeeper	0	3
Court Player <-> Goalkeeper	15	12
Court Player <-> Court Player	143	74
Total:	158	89

Line-Up Analysis

Match No: 48

Attendance: 19.750

AUT 24 - 26 ISL

AUT - Austria

Lineup efficiency								Time Played	GF	GA
20 FRIMMEL S	28 WEBER R	30 ZIVKOVIC B	53 BILYK M	55 WAGNER T	72 HUTECEK L	98 MÖSTL C	15:27	11	2	
20 FRIMMEL S	26 HERBURGER L	28 WEBER R	53 BILYK M	72 HUTECEK L	97 MISKOVEZ M	98 MÖSTL C	12:24	3	9	
20 FRIMMEL S	26 HERBURGER L	28 WEBER R	30 ZIVKOVIC B	72 HUTECEK L	97 MISKOVEZ M	98 MÖSTL C	12:23	4	8	
20 FRIMMEL S	26 HERBURGER L	28 WEBER R	30 ZIVKOVIC B	53 BILYK M	72 HUTECEK L	98 MÖSTL C	4:58	3	1	
7 BOZOVIC J	20 FRIMMEL S	28 WEBER R	53 BILYK M	55 WAGNER T	72 HUTECEK L	98 MÖSTL C	3:31	2	0	
7 BOZOVIC J	20 FRIMMEL S	26 HERBURGER L	28 WEBER R	53 BILYK M	55 WAGNER T	72 HUTECEK L	2:14	0	1	
20 FRIMMEL S	26 HERBURGER L	28 WEBER R	53 BILYK M	55 WAGNER T	72 HUTECEK L	98 MÖSTL C	2:09	0	4	
7 BOZOVIC J	20 FRIMMEL S	26 HERBURGER L	53 BILYK M	55 WAGNER T	72 HUTECEK L	98 MÖSTL C	1:19	0	0	
20 FRIMMEL S	26 HERBURGER L	28 WEBER R	30 ZIVKOVIC B	53 BILYK M	55 WAGNER T	72 HUTECEK L	1:14	0	0	
20 FRIMMEL S	28 WEBER R	30 ZIVKOVIC B	53 BILYK M	55 WAGNER T	72 HUTECEK L	97 MISKOVEZ M	1:02	0	0	
20 FRIMMEL S	28 WEBER R	53 BILYK M	55 WAGNER T	72 HUTECEK L	97 MISKOVEZ M	98 MÖSTL C	0:43	1	0	
6 MAHR M	20 FRIMMEL S	26 HERBURGER L	28 WEBER R	72 HUTECEK L	97 MISKOVEZ M	98 MÖSTL C	0:41	0	0	
26 HERBURGER L	28 WEBER R	30 ZIVKOVIC B	53 BILYK M	72 HUTECEK L	97 MISKOVEZ M	98 MÖSTL C	0:34	0	0	
26 HERBURGER L	28 WEBER R	30 ZIVKOVIC B	53 BILYK M	55 WAGNER T	72 HUTECEK L	98 MÖSTL C	0:29	0	1	
7 BOZOVIC J	20 FRIMMEL S	26 HERBURGER L	28 WEBER R	53 BILYK M	72 HUTECEK L	98 MÖSTL C	0:19	0	0	
6 MAHR M	20 FRIMMEL S	28 WEBER R	53 BILYK M	55 WAGNER T	72 HUTECEK L	98 MÖSTL C	0:15	0	0	
20 FRIMMEL S	28 WEBER R	30 ZIVKOVIC B	53 BILYK M	72 HUTECEK L	97 MISKOVEZ M	98 MÖSTL C	0:10	0	0	
20 FRIMMEL S	26 HERBURGER L	28 WEBER R	30 ZIVKOVIC B	55 WAGNER T	72 HUTECEK L	98 MÖSTL C	0:05	0	0	
6 MAHR M	20 FRIMMEL S	26 HERBURGER L	28 WEBER R	55 WAGNER T	72 HUTECEK L	98 MÖSTL C	0:03	0	0	

Score development								Time Played	G Diff.
20 FRIMMEL S	28 WEBER R	30 ZIVKOVIC B	53 BILYK M	55 WAGNER T	72 HUTECEK L	98 MÖSTL C	15:27	+9	
7 BOZOVIC J	20 FRIMMEL S	28 WEBER R	53 BILYK M	55 WAGNER T	72 HUTECEK L	98 MÖSTL C	3:31	+2	
20 FRIMMEL S	26 HERBURGER L	28 WEBER R	30 ZIVKOVIC B	53 BILYK M	72 HUTECEK L	98 MÖSTL C	4:58	+2	
20 FRIMMEL S	28 WEBER R	53 BILYK M	55 WAGNER T	72 HUTECEK L	97 MISKOVEZ M	98 MÖSTL C	0:43	+1	
6 MAHR M	20 FRIMMEL S	26 HERBURGER L	28 WEBER R	55 WAGNER T	72 HUTECEK L	98 MÖSTL C	0:03	0	
20 FRIMMEL S	26 HERBURGER L	28 WEBER R	30 ZIVKOVIC B	55 WAGNER T	72 HUTECEK L	98 MÖSTL C	0:05	0	
20 FRIMMEL S	28 WEBER R	30 ZIVKOVIC B	53 BILYK M	72 HUTECEK L	97 MISKOVEZ M	98 MÖSTL C	0:10	0	
6 MAHR M	20 FRIMMEL S	28 WEBER R	53 BILYK M	55 WAGNER T	72 HUTECEK L	98 MÖSTL C	0:15	0	
7 BOZOVIC J	20 FRIMMEL S	26 HERBURGER L	28 WEBER R	53 BILYK M	72 HUTECEK L	98 MÖSTL C	0:19	0	
26 HERBURGER L	28 WEBER R	30 ZIVKOVIC B	53 BILYK M	72 HUTECEK L	97 MISKOVEZ M	98 MÖSTL C	0:34	0	
6 MAHR M	20 FRIMMEL S	26 HERBURGER L	28 WEBER R	72 HUTECEK L	97 MISKOVEZ M	98 MÖSTL C	0:41	0	
20 FRIMMEL S	28 WEBER R	30 ZIVKOVIC B	53 BILYK M	55 WAGNER T	72 HUTECEK L	97 MISKOVEZ M	1:02	0	
20 FRIMMEL S	26 HERBURGER L	28 WEBER R	30 ZIVKOVIC B	53 BILYK M	55 WAGNER T	72 HUTECEK L	1:14	0	
7 BOZOVIC J	20 FRIMMEL S	26 HERBURGER L	53 BILYK M	55 WAGNER T	72 HUTECEK L	98 MÖSTL C	1:19	0	
26 HERBURGER L	28 WEBER R	30 ZIVKOVIC B	53 BILYK M	55 WAGNER T	72 HUTECEK L	98 MÖSTL C	0:29	-1	
7 BOZOVIC J	20 FRIMMEL S	26 HERBURGER L	28 WEBER R	53 BILYK M	55 WAGNER T	72 HUTECEK L	2:14	-1	
20 FRIMMEL S	26 HERBURGER L	28 WEBER R	53 BILYK M	55 WAGNER T	72 HUTECEK L	98 MÖSTL C	2:09	-4	
20 FRIMMEL S	26 HERBURGER L	28 WEBER R	30 ZIVKOVIC B	72 HUTECEK L	97 MISKOVEZ M	98 MÖSTL C	12:23	-4	
20 FRIMMEL S	26 HERBURGER L	28 WEBER R	53 BILYK M	72 HUTECEK L	97 MISKOVEZ M	98 MÖSTL C	12:24	-6	

Empty Net								Time Played	GF	GA
7 BOZOVIC J	20 FRIMMEL S	26 HERBURGER L	28 WEBER R	53 BILYK M	55 WAGNER T	72 HUTECEK L	2:14	0	1	
20 FRIMMEL S	26 HERBURGER L	28 WEBER R	30 ZIVKOVIC B	53 BILYK M	55 WAGNER T	72 HUTECEK L	1:14	0	0	
20 FRIMMEL S	28 WEBER R	30 ZIVKOVIC B	53 BILYK M	55 WAGNER T	72 HUTECEK L	97 MISKOVEZ M	1:02	0	0	

Line-Up Analysis

Match No: 48

Attendance: 19.750

AUT 24 - 26 ISL

ISL - Iceland

Lineup efficiency							Time Played	GF	GA							
4	PALMARSSON A	7	KRISTJANSSON V	8	ELISSON B	9	JONSSON E	16	HALLGRIMSSON V	18	VIDARSSON E	22	GUDJONSSON S	9:43	4	2
1	GUSTAVSSON B	4	PALMARSSON A	7	KRISTJANSSON V	9	JONSSON E	17	VALENCIA S	18	VIDARSSON E	22	GUDJONSSON S	6:01	2	5
4	PALMARSSON A	8	ELISSON B	9	JONSSON E	14	MAGNUSSON O	16	HALLGRIMSSON V	18	VIDARSSON E	22	GUDJONSSON S	4:30	3	1
8	ELISSON B	9	JONSSON E	14	MAGNUSSON O	16	HALLGRIMSSON V	18	VIDARSSON E	22	GUDJONSSON S	25	THRASTARSON H	4:11	1	1
3	SMARASON J	4	PALMARSSON A	8	ELISSON B	14	MAGNUSSON O	16	HALLGRIMSSON V	21	ARNARSSON A	22	GUDJONSSON S	3:44	0	1
7	KRISTJANSSON V	8	ELISSON B	9	JONSSON E	16	HALLGRIMSSON V	21	ARNARSSON A	22	GUDJONSSON S	25	THRASTARSON H	3:21	1	0
3	SMARASON J	7	KRISTJANSSON V	16	HALLGRIMSSON V	17	VALENCIA S	18	VIDARSSON E	22	GUDJONSSON S	25	THRASTARSON H	3:10	1	1
7	KRISTJANSSON V	8	ELISSON B	9	JONSSON E	16	HALLGRIMSSON V	18	VIDARSSON E	22	GUDJONSSON S	25	THRASTARSON H	2:15	0	2
1	GUSTAVSSON B	4	PALMARSSON A	7	KRISTJANSSON V	17	VALENCIA S	18	VIDARSSON E	22	GUDJONSSON S	25	THRASTARSON H	2:00	4	0
3	SMARASON J	8	ELISSON B	14	MAGNUSSON O	16	HALLGRIMSSON V	18	VIDARSSON E	22	GUDJONSSON S	25	THRASTARSON H	1:45	1	0
3	SMARASON J	7	KRISTJANSSON V	8	ELISSON B	16	HALLGRIMSSON V	21	ARNARSSON A	22	GUDJONSSON S	25	THRASTARSON H	1:37	3	1
1	GUSTAVSSON B	4	PALMARSSON A	9	JONSSON E	17	VALENCIA S	22	GUDJONSSON S	25	THRASTARSON H	27	OLAFSSON E	1:32	1	1
8	ELISSON B	9	JONSSON E	14	MAGNUSSON O	16	HALLGRIMSSON V	21	ARNARSSON A	22	GUDJONSSON S	25	THRASTARSON H	1:27	0	1
4	PALMARSSON A	7	KRISTJANSSON V	8	ELISSON B	18	VIDARSSON E	21	ARNARSSON A	22	GUDJONSSON S	25	THRASTARSON H	1:23	0	1
3	SMARASON J	7	KRISTJANSSON V	9	JONSSON E	16	HALLGRIMSSON V	17	VALENCIA S	18	VIDARSSON E	25	THRASTARSON H	1:16	1	0
3	SMARASON J	4	PALMARSSON A	8	ELISSON B	14	MAGNUSSON O	16	HALLGRIMSSON V	18	VIDARSSON E	22	GUDJONSSON S	1:14	1	0
3	SMARASON J	4	PALMARSSON A	8	ELISSON B	9	JONSSON E	14	MAGNUSSON O	16	HALLGRIMSSON V	21	ARNARSSON A	0:56	0	1
4	PALMARSSON A	8	ELISSON B	9	JONSSON E	14	MAGNUSSON O	16	HALLGRIMSSON V	21	ARNARSSON A	22	GUDJONSSON S	0:53	0	1
3	SMARASON J	4	PALMARSSON A	8	ELISSON B	14	MAGNUSSON O	18	VIDARSSON E	21	ARNARSSON A	22	GUDJONSSON S	0:42	1	0
3	SMARASON J	7	KRISTJANSSON V	8	ELISSON B	9	JONSSON E	16	HALLGRIMSSON V	21	ARNARSSON A	22	GUDJONSSON S	0:36	0	1
7	KRISTJANSSON V	9	JONSSON E	16	HALLGRIMSSON V	17	VALENCIA S	18	VIDARSSON E	22	GUDJONSSON S	25	THRASTARSON H	0:36	0	1
4	PALMARSSON A	7	KRISTJANSSON V	9	JONSSON E	17	VALENCIA S	21	ARNARSSON A	22	GUDJONSSON S	25	THRASTARSON H	0:36	0	0
1	GUSTAVSSON B	4	PALMARSSON A	7	KRISTJANSSON V	17	VALENCIA S	21	ARNARSSON A	22	GUDJONSSON S	25	THRASTARSON H	0:35	0	0
4	PALMARSSON A	7	KRISTJANSSON V	16	HALLGRIMSSON V	17	VALENCIA S	18	VIDARSSON E	22	GUDJONSSON S	25	THRASTARSON H	0:33	0	0
4	PALMARSSON A	7	KRISTJANSSON V	9	JONSSON E	17	VALENCIA S	18	VIDARSSON E	21	ARNARSSON A	22	GUDJONSSON S	0:31	0	0
4	PALMARSSON A	7	KRISTJANSSON V	17	VALENCIA S	18	VIDARSSON E	21	ARNARSSON A	22	GUDJONSSON S	25	THRASTARSON H	0:30	1	0
1	GUSTAVSSON B	4	PALMARSSON A	9	JONSSON E	17	VALENCIA S	21	ARNARSSON A	22	GUDJONSSON S	25	THRASTARSON H	0:30	0	0
4	PALMARSSON A	7	KRISTJANSSON V	8	ELISSON B	16	HALLGRIMSSON V	18	VIDARSSON E	22	GUDJONSSON S	25	THRASTARSON H	0:29	0	0
3	SMARASON J	7	KRISTJANSSON V	8	ELISSON B	16	HALLGRIMSSON V	18	VIDARSSON E	22	GUDJONSSON S	25	THRASTARSON H	0:28	0	0
4	PALMARSSON A	7	KRISTJANSSON V	8	ELISSON B	16	HALLGRIMSSON V	21	ARNARSSON A	22	GUDJONSSON S	25	THRASTARSON H	0:24	0	0
4	PALMARSSON A	7	KRISTJANSSON V	9	JONSSON E	16	HALLGRIMSSON V	17	VALENCIA S	18	VIDARSSON E	25	THRASTARSON H	0:21	0	0
1	GUSTAVSSON B	4	PALMARSSON A	7	KRISTJANSSON V	9	JONSSON E	17	VALENCIA S	18	VIDARSSON E	25	THRASTARSON H	0:20	0	1
3	SMARASON J	8	ELISSON B	14	MAGNUSSON O	16	HALLGRIMSSON V	21	ARNARSSON A	22	GUDJONSSON S	25	THRASTARSON H	0:16	0	0
2	RIKHARDSSON O	8	ELISSON B	9	JONSSON E	14	MAGNUSSON O	16	HALLGRIMSSON V	18	VIDARSSON E	25	THRASTARSON H	0:16	0	0
1	GUSTAVSSON B	4	PALMARSSON A	7	KRISTJANSSON V	9	JONSSON E	17	VALENCIA S	22	GUDJONSSON S	25	THRASTARSON H	0:15	1	0
4	PALMARSSON A	8	ELISSON B	9	JONSSON E	16	HALLGRIMSSON V	18	VIDARSSON E	21	ARNARSSON A	22	GUDJONSSON S	0:13	0	1
7	KRISTJANSSON V	8	ELISSON B	16	HALLGRIMSSON V	18	VIDARSSON E	21	ARNARSSON A	22	GUDJONSSON S	25	THRASTARSON H	0:10	0	0
1	GUSTAVSSON B	3	SMARASON J	7	KRISTJANSSON V	9	JONSSON E	17	VALENCIA S	18	VIDARSSON E	25	THRASTARSON H	0:08	0	1
1	GUSTAVSSON B	4	PALMARSSON A	7	KRISTJANSSON V	9	JONSSON E	17	VALENCIA S	18	VIDARSSON E	21	ARNARSSON A	0:08	0	0
4	PALMARSSON A	7	KRISTJANSSON V	9	JONSSON E	16	HALLGRIMSSON V	18	VIDARSSON E	22	GUDJONSSON S	25	THRASTARSON H	0:06	0	0
3	SMARASON J	4	PALMARSSON A	8	ELISSON B	16	HALLGRIMSSON V	18	VIDARSSON E	21	ARNARSSON A	22	GUDJONSSON S	0:05	0	0
1	GUSTAVSSON B	4	PALMARSSON A	9	JONSSON E	17	VALENCIA S	18	VIDARSSON E	21	ARNARSSON A	22	GUDJONSSON S	0:05	0	0
3	SMARASON J	4	PALMARSSON A	9	JONSSON E	14	MAGNUSSON O	16	HALLGRIMSSON V	18	VIDARSSON E	22	GUDJONSSON S	0:04	0	0
1	GUSTAVSSON B	3	SMARASON J	7	KRISTJANSSON V	17	VALENCIA S	18	VIDARSSON E	22	GUDJONSSON S	25	THRASTARSON H	0:03	0	0
1	GUSTAVSSON B	4	PALMARSSON A	17	VALENCIA S	18	VIDARSSON E	21	ARNARSSON A	22	GUDJONSSON S	25	THRASTARSON H	0:02	0	0

Score development							Time Played	G Diff.							
1	GUSTAVSSON B	4	PALMARSSON A	7	KRISTJANSSON V	17	VALENCIA S	18	VIDARSSON E	22	GUDJONSSON S	25	THRASTARSON H	2:00	+4
3	SMARASON J	7	KRISTJANSSON V	8	ELISSON B	16	HALLGRIMSSON V	21	ARNARSSON A	22	GUDJONSSON S	25	THRASTARSON H	1:37	+2
4	PALMARSSON A	8	ELISSON B	9	JONSSON E	14	MAGNUSSON O	16	HALLGRIMSSON V	18	VIDARSSON E	22	GUDJONSSON S	4:30	+2
4	PALMARSSON A	7	KRISTJANSSON V	8	ELISSON B	9	JONSSON E	16	HALLGRIMSSON V	18	VIDARSSON E	22	GUDJONSSON S	9:43	+2
1	GUSTAVSSON B	4	PALMARSSON A	7	KRISTJANSSON V	9	JONSSON E	17	VALENCIA S	22	GUDJONSSON S	25	THRASTARSON H	0:15	+1
4	PALMARSSON A	7	KRISTJANSSON V	17	VALENCIA S	18	VIDARSSON E	21	ARNARSSON A	22	GUDJONSSON S	25	THRASTARSON H	0:30	+1
3	SMARASON J	4	PALMARSSON A	8	ELISSON B	14	MAGNUSSON O	18	VIDARSSON E	21	ARNARSSON A	22	GUDJONSSON S	0:42	+1
3	SMARASON J	4	PALMARSSON A	8	ELISSON B	14	MAGNUSSON O	16	HALLGRIMSSON V	18	VIDARSSON E	22	GUDJONSSON S	1:14	+1
3	SMARASON J	7	KRISTJANSSON V	9	JONSSON E	16	HALLGRIMSSON V	17	VALENCIA S	18	VIDARSSON E	25	THRASTARSON H	1:16	+1
3	SMARASON J	8	ELISSON B	14	MAGNUSSON O	16	HALLGRIMSSON V	18	VIDARSSON E	22	GUDJONSSON S	25	THRASTARSON H	1:45	+1
7	KRISTJANSSON V	8	ELISSON B	9	JONSSON E	16	HALLGRIMSSON V	21	ARNARSSON A	22	GUDJONSSON S	25	THRASTARSON H	3:21	+1
1	GUSTAVSSON B	4	PALMARSSON A	17	VALENCIA S	18	VIDARSSON E	21	ARNARSSON A	22	GUDJONSSON S	25	THRASTARSON H	0:02	0
1	GUSTAVSSON B	3	SMARASON J	7	KRISTJANSSON V	17	VALENCIA S	18	VIDARSSON E	22	GUDJONSSON S	25	THRASTARSON H	0:03	0
3	SMARASON J	4	PALMARSSON A	9	JONSSON E	14	MAGNUSSON O	16	HALLGRIMSSON V	18	VIDARSSON E	22	GUDJONSSON S	0:04	0
3	SMARASON J	4	PALMARSSON A	8	ELISSON B	16	HALLGRIMSSON V	18	VIDARSSON E	21	ARNARSSON A	22	GUDJONSSON S	0:05	0
1	GUSTAVSSON B	4	PALMARSSON A	9	JONSSON E	17	VALENCIA S	18	VIDARSSON E	21	ARNARSSON A	22	GUDJONSSON S	0:05	0
4	PALMARSSON A	7	KRISTJANSSON V	9	JONSSON E	16	HALLGRIMSSON V	18	VIDARSSON E	22	GUDJONSSON S	25	THRASTARSON H	0:06	0
1	GUSTAVSSON B	4	PALMARSSON A	7	KRISTJANSSON V	9	JONSSON E	17	VALENCIA S	18	VIDARSSON E	21	ARNARSSON A	0:08	0
7	KRISTJANSSON V	8	ELISSON B	16	HALLGRIMSSON V	18	VIDARSSON E	21	ARNARSSON A	22	GUDJONSSON S	25	THRASTARSON H	0:10	0
3	SMARASON J	8	ELISSON B	14	MAGNUSSON O	16	HALLGRIMSSON V	21	ARNARSSON A	22	GUDJONSSON S	25	THRASTARSON H	0:16	0
2	RIKHARDSSON O	8	ELISSON B	9	JONSSON E	14	MAGNUSSON O	16	HALLGRIMSSON V	18	VIDARSSON E	25	THRASTARSON H	0:16	0
4	PALMARSSON A	7	KRISTJANSSON V	9	JONSSON E	16	HALLGRIMSSON V	17	VALENCIA S	18	VIDARSSON E	25	THRASTARSON H	0:21	0

Line-Up Analysis

Match No: 48

Cologne

Attendance: 19.750

AUT 24 - 26 ISL

ISL - Iceland

Score development								Time Played	G Diff.						
4	PALMARSSON A	7	KRISTJANSSON V	8	ELISSON B	16	HALLGRIMSSON V	21	ARNARSSON A	22	GUDJONSSON S	25	THRASTARSON H	0:24	0
3	SMARASON J	7	KRISTJANSSON V	8	ELISSON B	16	HALLGRIMSSON V	18	VIDARSSON E	22	GUDJONSSON S	25	THRASTARSON H	0:28	0
4	PALMARSSON A	7	KRISTJANSSON V	8	ELISSON B	16	HALLGRIMSSON V	18	VIDARSSON E	22	GUDJONSSON S	25	THRASTARSON H	0:29	0
1	GUSTAVSSON B	4	PALMARSSON A	9	JONSSON E	17	VALENCIA S	21	ARNARSSON A	22	GUDJONSSON S	25	THRASTARSON H	0:30	0
4	PALMARSSON A	7	KRISTJANSSON V	9	JONSSON E	17	VALENCIA S	18	VIDARSSON E	21	ARNARSSON A	22	GUDJONSSON S	0:31	0
4	PALMARSSON A	7	KRISTJANSSON V	16	HALLGRIMSSON V	17	VALENCIA S	18	VIDARSSON E	22	GUDJONSSON S	25	THRASTARSON H	0:33	0
1	GUSTAVSSON B	4	PALMARSSON A	7	KRISTJANSSON V	17	VALENCIA S	21	ARNARSSON A	22	GUDJONSSON S	25	THRASTARSON H	0:35	0
4	PALMARSSON A	7	KRISTJANSSON V	9	JONSSON E	17	VALENCIA S	21	ARNARSSON A	22	GUDJONSSON S	25	THRASTARSON H	0:36	0
1	GUSTAVSSON B	4	PALMARSSON A	9	JONSSON E	17	VALENCIA S	22	GUDJONSSON S	25	THRASTARSON H	27	OLAFSSON E	1:32	0
3	SMARASON J	7	KRISTJANSSON V	16	HALLGRIMSSON V	17	VALENCIA S	18	VIDARSSON E	22	GUDJONSSON S	25	THRASTARSON H	3:10	0
8	ELISSON B	9	JONSSON E	14	MAGNUSSON O	16	HALLGRIMSSON V	18	VIDARSSON E	22	GUDJONSSON S	25	THRASTARSON H	4:11	0
1	GUSTAVSSON B	3	SMARASON J	7	KRISTJANSSON V	9	JONSSON E	17	VALENCIA S	18	VIDARSSON E	25	THRASTARSON H	0:08	-1
4	PALMARSSON A	8	ELISSON B	9	JONSSON E	16	HALLGRIMSSON V	18	VIDARSSON E	21	ARNARSSON A	22	GUDJONSSON S	0:13	-1
1	GUSTAVSSON B	4	PALMARSSON A	7	KRISTJANSSON V	9	JONSSON E	17	VALENCIA S	18	VIDARSSON E	25	THRASTARSON H	0:20	-1
3	SMARASON J	7	KRISTJANSSON V	8	ELISSON B	9	JONSSON E	16	HALLGRIMSSON V	21	ARNARSSON A	22	GUDJONSSON S	0:36	-1
7	KRISTJANSSON V	9	JONSSON E	16	HALLGRIMSSON V	17	VALENCIA S	18	VIDARSSON E	22	GUDJONSSON S	25	THRASTARSON H	0:36	-1
4	PALMARSSON A	8	ELISSON B	9	JONSSON E	14	MAGNUSSON O	16	HALLGRIMSSON V	21	ARNARSSON A	22	GUDJONSSON S	0:53	-1
3	SMARASON J	4	PALMARSSON A	8	ELISSON B	9	JONSSON E	14	MAGNUSSON O	16	HALLGRIMSSON V	21	ARNARSSON A	0:56	-1
4	PALMARSSON A	7	KRISTJANSSON V	8	ELISSON B	18	VIDARSSON E	21	ARNARSSON A	22	GUDJONSSON S	25	THRASTARSON H	1:23	-1
8	ELISSON B	9	JONSSON E	14	MAGNUSSON O	16	HALLGRIMSSON V	21	ARNARSSON A	22	GUDJONSSON S	25	THRASTARSON H	1:27	-1
3	SMARASON J	4	PALMARSSON A	8	ELISSON B	14	MAGNUSSON O	16	HALLGRIMSSON V	21	ARNARSSON A	22	GUDJONSSON S	3:44	-1
7	KRISTJANSSON V	8	ELISSON B	9	JONSSON E	16	HALLGRIMSSON V	18	VIDARSSON E	22	GUDJONSSON S	25	THRASTARSON H	2:15	-2
1	GUSTAVSSON B	4	PALMARSSON A	7	KRISTJANSSON V	9	JONSSON E	17	VALENCIA S	18	VIDARSSON E	22	GUDJONSSON S	6:01	-3

Empty Net								Time Played	GF	GA						
4	PALMARSSON A	7	KRISTJANSSON V	8	ELISSON B	18	VIDARSSON E	21	ARNARSSON A	22	GUDJONSSON S	25	THRASTARSON H	1:23	0	1
3	SMARASON J	4	PALMARSSON A	8	ELISSON B	14	MAGNUSSON O	18	VIDARSSON E	21	ARNARSSON A	22	GUDJONSSON S	0:42	1	0
4	PALMARSSON A	7	KRISTJANSSON V	9	JONSSON E	17	VALENCIA S	21	ARNARSSON A	22	GUDJONSSON S	25	THRASTARSON H	0:36	0	0
4	PALMARSSON A	7	KRISTJANSSON V	9	JONSSON E	17	VALENCIA S	18	VIDARSSON E	21	ARNARSSON A	22	GUDJONSSON S	0:31	0	0
4	PALMARSSON A	7	KRISTJANSSON V	17	VALENCIA S	18	VIDARSSON E	21	ARNARSSON A	22	GUDJONSSON S	25	THRASTARSON H	0:30	1	0

Legend:
G Diff. Goals Difference