

Start List

Match No: 26

SWE - BIH

Referees: MERZ Maike (GER) / KUTTLER Tanja (GER)
Reserve Referees: ELIASSON Jonas (ISL) / PALSSON Anton (ISL)

EHF Supervisor: COHEN Shlomo (ISR)
EHF Observer: POPADIC Jovan (SRB)
Timekeeper: PEITZ Sarah (GER)
Scorekeeper: JARKE Miriam (GER)

SWE - Sweden

No.	Name	Pos.	Height m	Int. Matches		Competition Statistics							
				MP	G	MP	G	7mG	YC	2Min	RC	S	7mS
12	PALICKA Andreas	GK	1.89	150	16								
16	THULIN Tobias Alexander Gustav	GK	1.98	49	0								
2	CARLSBOGARD Jonathan	LB	1.95	59	112								
5	DARJ Max	P	1.91	110	121								
11	PETTERSSON Daniel	RW	1.79	79	188								
13	KARLSSON Sebastian Carl Percy	RW	1.78	4	15								
15	WANNE Hampus	LW	1.85	85	347								
19	CLAAR Felix	CB	1.92	63	152								
22	PELLAS Lucas	LW	1.83	60	191								
23	LAGERGREN Albin	RB	1.86	100	296								
24	GOTTFRIDSSON Jim	CB	1.92	144	465								
32	BERGENDAHL Oscar	P	1.92	45	72								
33	SANDELL Lukas	RB	1.91	47	106								
35	NILSSON Andreas	P	1.96	145	344								
42	JOHANSSON Eric	LB	1.97	29	98								
49	WALLINIUS Karl	LB	1.99	19	21								
(NN)	EDVARDSSON Jonathan	CB	1.86	17	7								
(NN)	MÖLLER Simon	GK	1.90	2	0								
Headcoach	SOLBERG Glenn (NOR)			Bench/Team									

SWE Played		
PR	BIH	11 JAN
PR	GEO	13 JAN
PR	NED	15 JAN

BIH - Bosnia Herzegovina

No.	Name	Pos.	Height m	Int. Matches		Competition Statistics							
				MP	G	MP	G	7mG	YC	2Min	RC	S	7mS
12	BURIC Benjamin	GK	1.96	81	5								
16	AHMETASEVIC Admir	GK	1.95	15	0								
5	HERCEG Mirko	LB	1.95	20	40								
8	BURIC Senjamin	P	1.98	84	197								
9	MEHMEDCEHAJIC Adi	LW	1.91	11	10								
10	PANIC Marko	RB	1.97	72	184								
14	TERZIC Mirsad	CB	1.96	172	460								
15	FALJIC Adin	P	1.97	9	4								
17	PERIC Luka	RW	1.95	13	24								
20	KNEZEVIC Luka	LB	1.95	5	7								
21	HADZIC Nedim	RB	1.89	5	1								
23	HAMIDOVIC Dino	LB	1.95	17	33								
26	MANDIC Igor	LB	1.96	18	3								
34	DAVIDOVIC Marko	CB	1.88	12	23								
35	MAJSTOROVIC Marko	LW	1.87	4	0								
36	DJURDJEVIC Vladan	RW	1.86	3	6								
(NN)	HODZIC Harun	GK	1.95	2	0								
(NN)	MUHOVIC Amir	P	2.04	9	7								
Headcoach	SMAJLAGIC Irfan (CRO)			Bench/Team									

BIH Played		
PR	SWE	11 JAN
PR	NED	13 JAN
PR	GEO	15 JAN

Notes:
Players below the bold line are not playing in this match.

Legend:			
(NN)	Not nominated	2Min	2-Minute Suspensions
CB	Centre Back	G	Goals
LW	Left Wing	MP	Matches Played
PR	Preliminary Round	RB	Right Back
RW	Right Wing	S	Saves
7mG	7-metre Goals	7mS	7-metre Saves
GK	Goalkeeper	LB	Left Back
P	Line Player	Pos	Position
RC	Red Cards (Direct and after 3rd 2-Minute Suspension)	YC	Yellow Cards

Results

Match No: 26

SWE 29 - 20 BIH

(14 - 7) (15 - 13)

Referees: MERZ Maike (GER) / KUTTLER Tanja (GER)

Sweden

Coach: SOLBERG Glenn

YC/RC Coach: 1/0 Time outs: 1

No.	Name	Total			Goals / Shots							Punishments			TP	
		Goals	Shots	%	7m	6m	Wing	BT	FB	FTO	9m	EG	YC	RC		2M
2	CARLSBOGARD Jonathan	2	2	100				2/2								43:37
5	DARJ Max															23:32
11	PETTERSSON Daniel	1	1	100			1/1									30:00
12	PALICKA Andreas															57:34
13	KARLSSON Sebastian Carl Percy	2	2	100			2/2									30:54
15	WANNE Hampus	9	12	75	3/4	0/1	1/1		5/6							60:00
16	THULIN Tobias Alexander Gustav															0:50
19	CLAAR Felix	1	2	50				1/1							0/1	21:46
22	PELLAS Lucas															0:00
23	LAGERGREN Albin	2	6	33		1/1		0/1	1/1		0/3					37:39
24	GOTTFRIDSSON Jim	4	4	100				1/1			3/3					37:57
32	BERGENDAHL Oscar	3	6	50			3/5	0/1					1			36:28
33	SANDELL Lukas	5	5	100			2/2		2/2		1/1					22:15
35	NILSSON Andreas	0	1	0		0/1										1:13
42	JOHANSSON Eric															16:15
49	WALLINIUS Karl															0:00
Team Officials													1			
Totals		29	41	71	3/4	6/10	4/4	4/6	8/9		4/8		2			60:00

No.	Name	Total			Saves / Shots						
		Saves	Shots	%	7m	6m	Wing	BT	FB	FTO	9m
12	PALICKA Andreas	14	32	44	1/2	2/8	1/3	0/2	0/1		10/16
16	THULIN Tobias Alexander Gustav	1	2	50	1/2						
EG			1								
Totals		15	35	43	2/4	2/8	1/3	0/2	0/1		10/16

Bosnia Herzegovina

Coach: SMAJLAGIC Irfan

Time outs: 3

No.	Name	Total			Goals / Shots							Punishments			TP	
		Goals	Shots	%	7m	6m	Wing	BT	FB	FTO	9m	EG	YC	RC		2M
5	HERCEG Mirko	3	7	43		1/1					2/6					35:20
8	BURIC Senjamin	1	1	100		1/1										2:37
9	MEHMEDCEHAJIC Adi	1	2	50					1/2							58:18
10	PANIC Marko	3	10	30	1/2						2/8					49:28
12	BURIC Benjamin	1	1	100								1/1				52:02
14	TERZIC Mirsad												1	1		24:30
15	FALJIC Adin	4	5	80		4/5										55:24
16	AHMETASEVIC Admir															7:07
17	PERIC Luka															30:00
20	KNEZEVIC Luka															1:13
21	HADZIC Nedim	1	4	25	1/2						0/2					10:49
23	HAMIDOVIC Dino	2	7	29		0/1		1/1			1/5					24:35
26	MANDIC Igor															0:46
34	DAVIDOVIC Marko	2	5	40			0/1	1/1			1/3					38:17
35	MAJSTOROVIC Marko															0:00
36	DJURDJEVIC Vladan	2	2	100			2/2									29:34
Totals		20	44	45	2/4	6/8	2/3	2/2	1/2		6/24	1/1	1	1		60:00

No.	Name	Total			Saves / Shots						
		Saves	Shots	%	7m	6m	Wing	BT	FB	FTO	9m
12	BURIC Benjamin	8	32	25	0/1	3/9	0/3	1/5	0/6		4/8
16	AHMETASEVIC Admir	1	6	17	1/3		0/1		0/2		
Totals		9	38	24	1/4	3/9	0/4	1/5	0/8		4/8

Attacks

Team	All		Player Majority		Player Minority		Position Attacks		FB		Ind. FB		Team FB		TO	TO %
	G/Att.	%	G/Att.	%	G/Att.	%	G/Att.	%	G/Att.	%	G/Att.	%	G/Att.	%		
SWE	29/46	63	2/2	100			21/37	57	8/9	89			8/9	89	8	17
BIH	20/48	42			1/1	100	18/45	40	1/2	50			1/2	50	10	21

Legend:	
%	Efficiency
9m	9-metre Shots
FTO	Fast Throw off
RC	Red Cards (Direct and after 3rd 2-Minute Suspension)
Wing	Wing Shots
2M	2-Minute Suspensions
BT	Breakthroughs
G/Att.	Goals/Attacks
YC	Yellow Cards
6m	6-metre Shots
EG	Empty Goal
Ind.	Individual
TO	Turnover
7m	7-metre Penalty Shots
FB	Fast Breaks
No.	Uniform Number
TP	Time Played

Match Team Statistics
Match No: 26

SWE 29 - 20 BIH
(14 - 7) (15 - 13)

Referees: MERZ Maike (GER) / KUTTLER Tanja (GER)

SWE - Sweden

Coach: SOLBERG Glenn (NOR)

YC/RC Coach: 1/0 Time outs: 1

No.	Name	Total			All Goals / Shots								Punishments				Offence			Defence			TP		
		Goals	Shots	%	7m	7m%	6m	Wing	BT	FB	FTO	9m	EG	YC	RC	2M	2+2	AS	R7	TO/TF	ST	BS		P7	
2	CARLSBOGARD Jonathan	2	2	100					2/2									1		/ 1		2		43:37	
5	DARJ Max																	1				1	1	23:32	
11	PETTERSSON Daniel	1	1	100				1/1																30:00	
12	PALICKA Andreas																							57:34	
13	KARLSSON Sebastian Carl Percy	2	2	100				2/2																30:54	
15	WANNE Hampus	9	12	75	3/4	75	0/1	1/1			5/6							1						60:00	
16	THULIN Tobias Alexander Gustav																							0:50	
19	CLAAR Felix	1	2	50					1/1			0/1						6	1	2		1		21:46	
22	PELLAS Lucas																							0:00	
23	LAGERGREN Albin	2	6	33			1/1		0/1	1/1		0/3						2	1	1		1	1	37:39	
24	GOTTFRIDSSON Jim	4	4	100					1/1			3/3						4	1	2				37:57	
32	BERGENDAHL Oscar	3	6	50			3/5		0/1					1						/ 1		1	1	36:28	
33	SANDELL Lukas	5	5	100			2/2			2/2		1/1						1				1		22:15	
35	NILSSON Andreas	0	1	0			0/1																	1:13	
42	JOHANSSON Eric																	3	1	1				16:15	
49	WALLINIUS Karl																							0:00	
Team														1											
Totals		29	41	71	3/4	75	6/10	4/4	4/6	8/9		4/8		2				18	5	6/2		2	5	3	

No.	Name	Total			All Saves / Shots										
		Saves	Shots	%	7m	7m%	6m	Wing	BT	FB	FTO	9m	9m%	NS	NS%
12	PALICKA Andreas	14	32	44	1/2	50	2/8	1/3	0/2	0/1		10/16	63	3/13	23
16	THULIN Tobias Alexander Gustav	1	2	50	1/2	50									
EG			1												
Totals		15	35	43	2/4	50	2/8	1/3	0/2	0/1		10/16	63	3/13	23

Attacks

Team	All		Player Majority		Player Minority		Position Attacks		FB		Ind. FB		Team FB		TO	TO %
	G/Att.	%	G/Att.	%	G/Att.	%	G/Att.	%	G/Att.	%	G/Att.	%	G/Att.	%		
SWE	29/46	63	2/2	100			21/37	57	8/9	89			8/9	89	8	17

Team Shots

	Goals	Saves	Missed	Post	Blocked	Total	%	Prop %
6m Shots	6	3		1		10	60	24
Wing Shots	4					4	100	10
L R	1 3					1 3	100 100	2 7
9m Shots	4	4				8	50	20
L C R	4	3 1				7 1	57 0	0 17 2
7m Penalty Throws	3	1				4	75	10
Fast Breaks	8			1		9	89	22
Breakthroughs	4	1		1		6	67	15
Totals	29	9		3		41	71	100

Legend:			
%	Efficiency	2M	2-Minute Suspensions
9m	9-metre Shots	AS	Assists
EG	Empty Goal	FB	Fast Breaks
L	Left	NS	Near Shots
R	Right	RC	Red Cards (Direct and after 3rd 2-Minute Suspension)
TP	Time Played	Wing	Wing Shots
		2+2	2+2 Minute Suspensions
		BS	Blocked Shots
		FTO	Fast Throw off
		P7	Penalty 7-metre Fouls
		YC	Yellow Cards
		6m	6-metre Shots
		BT	Breakthroughs
		G/Att.	Goals/Attacks
		Prop %	Proportion of Goals
		ST	Steals
		7m	7-metre Penalty Shots
		C	Center
		Ind.	Individual
		R7	Received 7-metre Fouls
		TO/TF	Turnover/Technical Faults

Match Team Statistics

Match No: 26

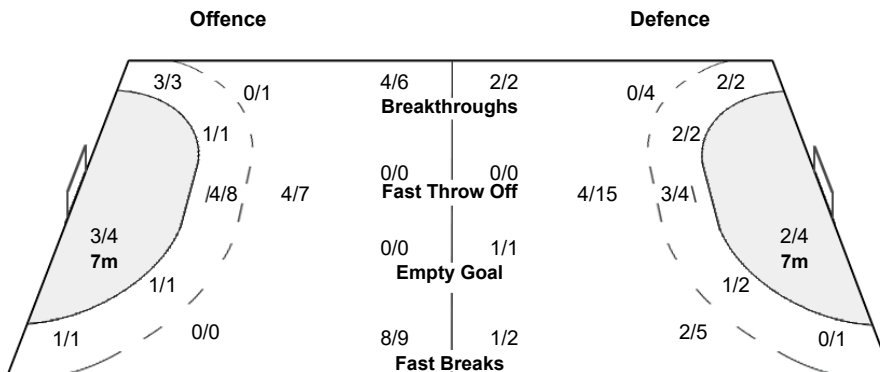

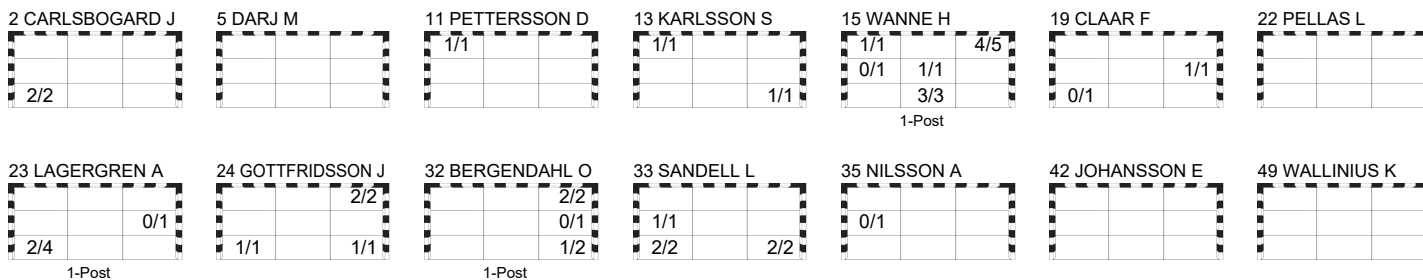
SWE 29 - 20 BIH

(14 - 7) (15 - 13)

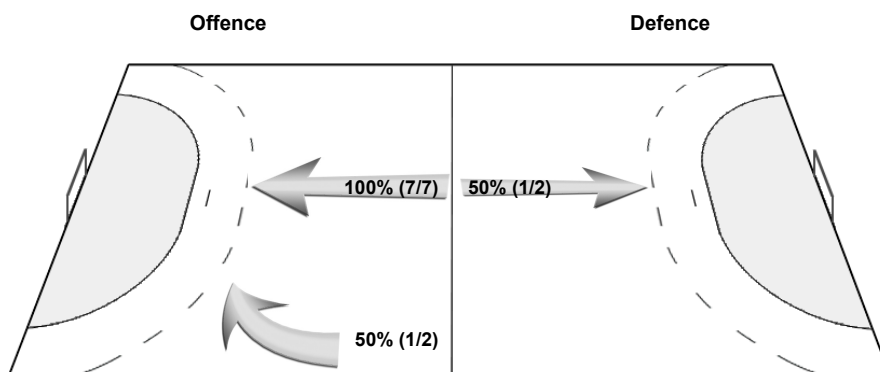
Referees: MERZ Maike (GER) / KUTTLER Tanja (GER)

SWE - Sweden

OverView of Shot Distribution



Shot Distribution Fast Breaks



Match Team Statistics
Match No: 26

SWE 29 - 20 BIH
(14 - 7) (15 - 13)

Referees: MERZ Maike (GER) / KUTTLER Tanja (GER)

BIH - Bosnia Herzegovina

Coach: SMAJLAGIC Irfan (CRO)

Time outs: 3

No.	Name	Total			All Goals / Shots								Punishments				Offence			Defence			TP	
		Goals	Shots	%	7m	7m%	6m	Wing	BT	FB	FTO	9m	EG	YC	RC	2M	2+2	AS	R7	TO/TF	ST	BS		P7
5	HERCEG Mirko	3	7	43			1/1				2/6							1		2 / 1				35:20
8	BURIC Senjamin	1	1	100			1/1																	2:37
9	MEHMEDCEHAJIC Adi	1	2	50																				58:18
10	PANIC Marko	3	10	30	1/2	50					2/8									3		1 / 1		49:28
12	BURIC Benjamin	1	1	100								1/1						1						52:02
14	TERZIC Mirsad													1		1							2	24:30
15	FALJIC Adin	4	5	80			4/5											1	3	/ 1			1	55:24
16	AHMETASEVIC Admir																							7:07
17	PERIC Luka																					2		30:00
20	KNEZEVIC Luka																							1:13
21	HADZIC Nedim	1	4	25	1/2	50					0/2												/ 1	10:49
23	HAMIDOVIC Dino	2	7	29			0/1		1/1		1/5												/ 1	24:35
26	MANDIC Igor																							0:46
34	DAVIDOVIC Marko	2	5	40				0/1	1/1		1/3								2		1			38:17
35	MAJSTOROVIC Marko																							0:00
36	DJURDJEVIC Vladan	2	2	100				2/2															1	29:34
Totals		20	44	45	2/4	50	6/8	2/3	2/2	1/2	6/24	1/1	1		1			8	3	5 / 5	2		4	

No.	Name	Total			All Saves / Shots										
		Saves	Shots	%	7m	7m%	6m	Wing	BT	FB	FTO	9m	9m%	NS	NS%
12	BURIC Benjamin	8	32	25	0/1	0	3/9	0/3	1/5	0/6		4/8	50	4/17	24
16	AHMETASEVIC Admir	1	6	17	1/3	33		0/1		0/2				0/1	0
Totals		9	38	24	1/4	25	3/9	0/4	1/5	0/8		4/8	50	4/18	22

Attacks

Team	All		Player Majority		Player Minority		Position Attacks		FB		Ind. FB		Team FB		TO	TO %
	G/Att.	%	G/Att.	%	G/Att.	%	G/Att.	%	G/Att.	%	G/Att.	%	G/Att.	%		
BIH	20/48	42			1/1	100	18/45	40	1/2	50			1/2	50	10	21

Team Shots

	Goals	Saves	Missed	Post	Blocked	Total	%	Prop %
6m Shots	6	2				8	75	18
Wing Shots	2	1				3	67	7
L R	2	1				1 2	0 100	2 5
9m Shots	6	10	2	1	5	24	25	55
L C R	2 4	1 6 3	1 1	1	1 3 1	5 15 4	40 27 0	11 34 9
7m Penalty Throws	2	2				4	50	9
Fast Breaks	1		1			2	50	5
Breakthroughs	2					2	100	5
Totals	20	15	3	1	5	44	45	100

Legend:	
%	Efficiency
9m	9-metre Shots
EG	Empty Goal
L	Left
R	Right
TP	Time Played
2M	2-Minute Suspensions
AS	Assists
FB	Fast Breaks
NS	Near Shots
RC	Red Cards (Direct and after 3rd 2-Minute Suspension)
Wing	Wing Shots
2+2	2+2 Minute Suspensions
BS	Blocked Shots
FTO	Fast Throw off
P7	Penalty 7-metre Fouls
YC	Yellow Cards
6m	6-metre Shots
BT	Breakthroughs
G/Att.	Goals/Attacks
Prop %	Proportion of Goals
ST	Steals
7m	7-metre Penalty Shots
C	Center
Ind.	Individual
R7	Received 7-metre Fouls
TO/TF	Turnover/Technical Faults

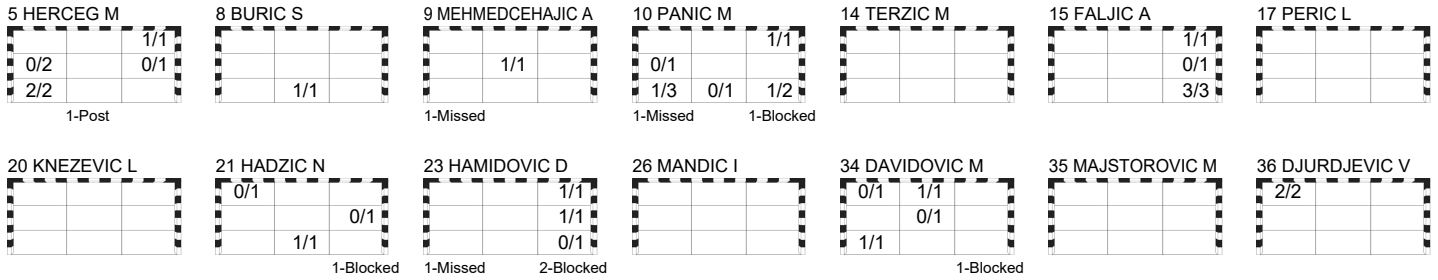
Match Team Statistics
Match No: 26

SWE 29 - 20 BIH
(14 - 7) (15 - 13)

Referees: MERZ Maike (GER) / KUTTLER Tanja (GER)

BIH - Bosnia Herzegovina

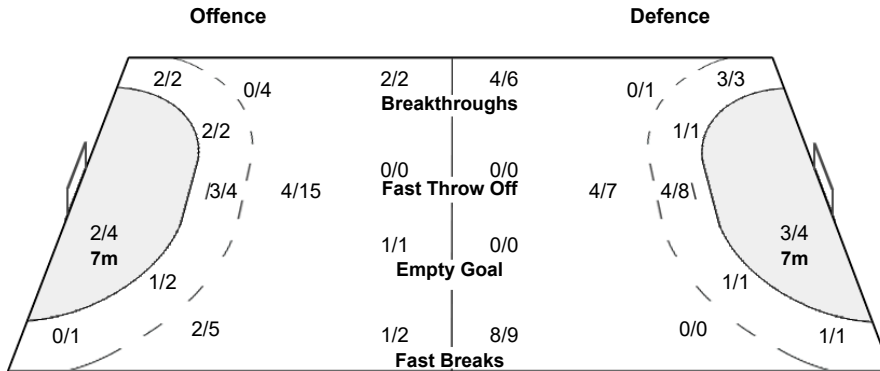
OverView of Shot Distribution



Team Goals / Shots

2/4	1/1	4/4
0/3	2/3	1/4
4/6	2/3	4/6

3-Missed 1-Post 5-Blocked



Goalkeepers Saves / Shots

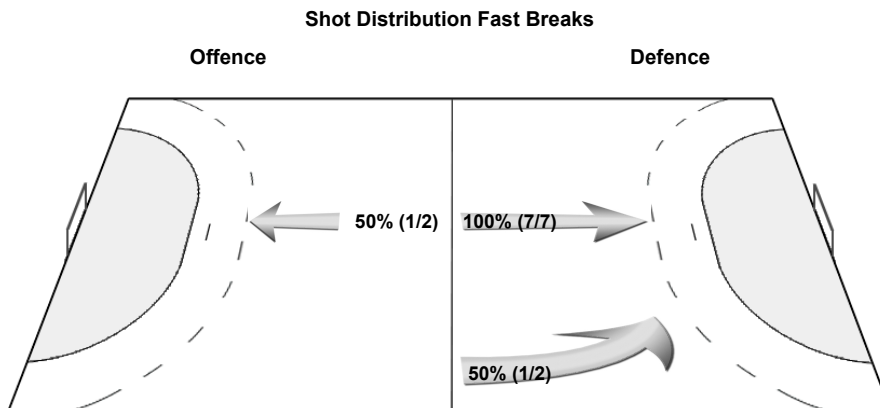
0/3	1/9
2/3	0/1
3/10	0/3

12 BURIC B

0/3	0/6
2/3	0/1
3/9	0/2

16 AHMETASEVIC A

1/3
0/1
0/1
0/1



Play by Play

Match No: 26

SWE 29 - 20 BIH

(14 - 7) (15 - 13)

Referees: MERZ Maike (GER) / KUTTLER Tanja (GER)

SWE	2 CARLSBOGARD Jonathan	5 DARJ Max	11 PETTERSSON Daniel	A SVENSSON Tomas
	12 PALICKA Andreas	13 KARLSSON Sebastian Carl Percy	15 WANNE Hampus	B SOLBERG Glenn
	16 THULIN Tobias Alexander Gustav	19 CLAAR Felix	22 PELLAS Lucas	C APELGREN Michael
	23 LAGERGREN Albin	24 GOTTFRIDSSON Jim	32 BERGENDAHL Oscar	D REIMER RASMUSSEN Tor
	33 SANDELL Lukas	35 NILSSON Andreas	42 JOHANSSON Eric	
	49 WALLINIUS Karl			
BIH	5 HERCEG Mirko	8 BURIC Senjamin	9 MEHMEDCEHAJIC Adi	A SMAJLAGIC Irfan
	10 PANIC Marko	12 BURIC Benjamin	14 TERZIC Mirsad	B DOBORAC Damir
	15 FALJIC Adin	16 AHMETASEVIC Admir	17 PERIC Luka	C BLAZEVIC Mario
	20 KNEZEVIC Luka	21 HADZIC Nedim	23 HAMIDOVIC Dino	D NEZIREVIC Amer
	26 MANDIC Igor	34 DAVIDOVIC Marko	35 MAJSTOROVIC Marko	
	36 DJURDJEVIC Vladan			

1st HALF

Match Time	SWE - Sweden	Score	Lead	BIH - Bosnia Herzegovina
0:00	12 PALICKA A Goalkeeper			12 BURIC B Goalkeeper
0:51	23 LAGERGREN A Shot breakthrough post			
1:45		0 - 1	-1	8 BURIC S Goal right 6m bottom centre (34 DAVIDOVIC M)
2:24	32 BERGENDAHL O Shot centre 6m saved bottom right			
3:35				10 PANIC M Shot centre 9m missed
4:14	24 GOTTFRIDSSON J Turnover			17 PERIC L Steal
5:17				10 PANIC M Shot right 9m saved bottom centre
5:25	24 GOTTFRIDSSON J Goal centre 9m bottom left, 117.02 km/h	1 - 1	0	
5:56				5 HERCEG M Shot centre 9m saved middle right
6:08	23 LAGERGREN A Shot centre 9m saved bottom left			
6:42				14 TERZIC M Warning (yellow card)
7:16	23 LAGERGREN A Shot centre 9m saved bottom left			
7:46				5 HERCEG M Turnover
7:52	23 LAGERGREN A Goal fast break bottom left (2 CARLSBOGARD J), 90.18 km/h	2 - 1	+1	
8:29	15 WANNE H 7m received			
9:00		2 - 2	0	10 PANIC M Goal Penalty shot bottom right, 108.40 km/h
9:19	24 GOTTFRIDSSON J Goal centre 9m top right, 118.82 km/h	3 - 2	+1	
10:13				5 HERCEG M Shot centre 9m saved middle left
10:24	32 BERGENDAHL O Goal centre 6m top right (24 GOTTFRIDSSON J), 98.53 km/h	4 - 2	+2	
11:07	32 BERGENDAHL O Warning (yellow card)			
12:01		4 - 3	+1	10 PANIC M Goal centre 9m bottom left, 115.48 km/h
12:11	32 BERGENDAHL O Goal centre 6m top right (23 LAGERGREN A), 91.65 km/h	5 - 3	+2	
13:03				23 HAMIDOVIC D Shot right 9m saved
13:27				10 PANIC M Technical Fault
13:31	23 LAGERGREN A Goal right 6m bottom left (24 GOTTFRIDSSON J)	6 - 3	+3	
14:32		6 - 4	+2	
15:27	24 GOTTFRIDSSON J Goal breakthrough top right, 94.89 km/h	7 - 4	+3	15 FALJIC A Goal centre 6m bottom right (34 DAVIDOVIC M), 110.80 km/h
16:11	23 LAGERGREN A Steal			10 PANIC M Turnover
17:28	32 BERGENDAHL O Shot breakthrough saved middle right			
17:58	32 BERGENDAHL O Shot centre 6m post			
18:37				10 PANIC M Shot centre 9m saved bottom left
18:48	15 WANNE H Shot centre 6m saved middle left			
19:50	19 CLAAR F Shot centre 9m saved bottom left			
20:12				Team timeout
20:41				5 HERCEG M Shot centre 9m post
21:08	19 CLAAR F Turnover			
21:15		7 - 5	+2	
21:55	15 WANNE H Goal left wing top right (42 JOHANSSON E), 103.83 km/h	8 - 5	+3	9 MEHMEDCEHAJIC A Goal fast break middle centre (12 BURIC B), 94.08 km/h
22:47	5 DARJ M Block			
23:06				34 DAVIDOVIC M Shot centre 9m blocked
23:13	42 JOHANSSON E Turnover			34 DAVIDOVIC M Shot centre 9m saved middle centre
23:52				17 PERIC L Steal
23:58	15 WANNE H Goal fast break bottom centre (42 JOHANSSON E), 40.27 km/h	9 - 5	+4	5 HERCEG M Technical Fault
24:57				21 HADZIC N Technical Fault
25:03	15 WANNE H Goal fast break bottom centre (42 JOHANSSON E), 92.28 km/h	10 - 5	+5	
25:53	33 SANDELL L Block			21 HADZIC N Shot left 9m blocked
26:08	15 WANNE H Goal fast break top left (5 DARJ M), 87.46 km/h	11 - 5	+6	
27:03	5 DARJ M 7m caused			15 FALJIC A 7m received
27:03	16 THULIN T for 12 PALICKA A Goalkeeper Substitution			
27:03				10 PANIC M Penalty shot saved bottom left
27:19	13 KARLSSON S for 16 THULIN T Empty goal			
27:40	19 CLAAR F Goal breakthrough middle right, 87.66 km/h	12 - 5	+7	

Play by Play
Match No: 26

Mannheim

SWE 29 - 20 BIH
(14 - 7) (15 - 13)

1st HALF

Match Time	SWE - Sweden	Score	Lead	BIH - Bosnia Herzegovina
28:07	12 PALICKA A for 33 SANDELL L Goalkeeper back			
28:31		12 - 6	+6	5 HERCEG M Goal centre 9m top right, 115.66 km/h
28:45	33 SANDELL L Goal left 6m bottom right (19 CLAAR F)	13 - 6	+7	
29:31		13 - 7	+6	34 DAVIDOVIC M Goal left 9m bottom left, 115.35 km/h
29:38	Team timeout			
29:56	11 PETTERSSON D Goal right wing top left (33 SANDELL L), 79.75 km/h	14 - 7	+7	
29:59				21 HADZIC N Shot right 9m saved middle right

2nd HALF

Match Time	SWE - Sweden	Score	Lead	BIH - Bosnia Herzegovina
30:00	12 PALICKA A Goalkeeper			12 BURIC B Goalkeeper
30:30				15 FALJIC A Technical Fault
31:21	23 LAGERGREN A Shot right 9m saved middle right			
31:33		14 - 8	+6	36 DJURDJEVIC V Goal right wing top left (10 PANIC M), 84.54 km/h
32:03	32 BERGENDAHL O Technical Fault			
32:43		14 - 9	+5	5 HERCEG M Goal right 6m bottom left
32:55				15 FALJIC A Shot left 6m saved middle right
33:55		14 - 10	+4	5 HERCEG M Goal left 9m bottom left, 117.96 km/h
34:35	2 CARLSBOGARD J Goal breakthrough bottom left, 92.97 km/h	15 - 10	+5	
35:17	2 CARLSBOGARD J Block			10 PANIC M Shot right 9m blocked
35:36				34 DAVIDOVIC M Shot left wing saved top left
36:03	24 GOTTFRIDSSON J Turnover			
36:45		15 - 11	+4	15 FALJIC A Goal left 6m top right (5 HERCEG M)
36:57	15 WANNE H Goal fast break middle centre (24 GOTTFRIDSSON J), 108.96 km/h	16 - 11	+5	
37:28				5 HERCEG M Shot left 9m saved middle left
38:03	23 LAGERGREN A Turnover			
38:50	23 LAGERGREN A 7m caused			15 FALJIC A 7m received
38:50	16 THULIN T for 12 PALICKA A Goalkeeper Substitution			
38:50		16 - 12	+4	21 HADZIC N Goal Penalty shot bottom centre (15 FALJIC A), 105.95 km/h
39:24	35 NILSSON A for 16 THULIN T Empty goal			
39:27	2 CARLSBOGARD J Technical Fault			
39:30	12 PALICKA A for 24 GOTTFRIDSSON J Goalkeeper back			
40:06	32 BERGENDAHL O Block			23 HAMIDOVIC D Shot centre 9m blocked
40:26				10 PANIC M Shot centre 9m saved middle left
40:41	35 NILSSON A for 12 PALICKA A Empty goal			
40:55	24 GOTTFRIDSSON J Goal centre 9m bottom right, 111.99 km/h	17 - 12	+5	
41:01	12 PALICKA A for 24 GOTTFRIDSSON J Goalkeeper back			
41:39		17 - 13	+4	23 HAMIDOVIC D Goal centre 9m top right, 125.06 km/h
42:00	35 NILSSON A for 12 PALICKA A Empty goal			
42:02	2 CARLSBOGARD J Goal breakthrough bottom left, 69.17 km/h	18 - 13	+5	
42:05	12 PALICKA A for 35 NILSSON A Goalkeeper back			
43:08		18 - 14	+4	36 DJURDJEVIC V Goal right wing top left, 95.55 km/h
43:21	35 NILSSON A for 12 PALICKA A Empty goal			
43:35	35 NILSSON A Shot centre 6m saved middle left			
43:38		18 - 15	+3	12 BURIC B Goal empty goal middle centre, 91.09 km/h
43:38	12 PALICKA A for 2 CARLSBOGARD J Goalkeeper back			
43:46	2 CARLSBOGARD J for 12 PALICKA A Empty goal			
43:46	12 PALICKA A for 35 NILSSON A Goalkeeper back			
44:13	23 LAGERGREN A 7m received			14 TERZIC M 7m caused
44:13				14 TERZIC M 2-minutes suspension
44:13	15 WANNE H Goal Penalty shot top right (23 LAGERGREN A), 87.81 km/h	19 - 15	+4	
44:14				
44:32				34 DAVIDOVIC M for 12 BURIC B Empty goal
45:12				12 BURIC B for 34 DAVIDOVIC M Goalkeeper back
45:18		19 - 16	+3	15 FALJIC A Goal centre 6m bottom right (10 PANIC M), 100.13 km/h
45:45	24 GOTTFRIDSSON J 7m received			23 HAMIDOVIC D 7m caused
45:45				16 AHMETASEVIC A for 12 BURIC B Goalkeeper Substitution
45:45	15 WANNE H Goal Penalty shot top right (24 GOTTFRIDSSON J), 102.30 km/h	20 - 16	+4	
46:05				34 DAVIDOVIC M for 16 AHMETASEVIC A Empty goal
46:14				
46:16				12 BURIC B for 14 TERZIC M Goalkeeper back
46:53		20 - 17	+3	34 DAVIDOVIC M Goal breakthrough top centre, 102.37 km/h
47:02	32 BERGENDAHL O Goal centre 6m bottom right, 82.50 km/h	21 - 17	+4	
47:30	32 BERGENDAHL O 7m caused			15 FALJIC A 7m received
47:51				21 HADZIC N Penalty shot saved top left
48:56	2 CARLSBOGARD J Block			23 HAMIDOVIC D Shot centre 9m blocked

Play by Play
Match No: 26

SWE 29 - 20 BIH
(14 - 7) (15 - 13)

2nd HALF

Match Time	SWE - Sweden	Score	Lead	BIH - Bosnia Herzegovina
49:11				23 HAMIDOVIC D Shot left 9m missed
50:18	33 SANDELL L Goal centre 9m middle left, 110.00 km/h	22 - 17	+5	
50:26	B SOLBERG G Warning (yellow card) bench punishment			
50:47		22 - 18	+4	23 HAMIDOVIC D Goal breakthrough middle right, 112.59 km/h
50:58	13 KARLSSON S Goal right wing top left (19 CLAAR F), 34.44 km/h	23 - 18	+5	
51:45				23 HAMIDOVIC D Shot centre 6m saved bottom right
52:12	33 SANDELL L Goal centre 6m bottom right, 102.56 km/h	24 - 18	+6	
52:17				Team timeout
52:54				36 DJURDJEVIC V Turnover
53:00	33 SANDELL L Goal fast break bottom left (19 CLAAR F), 107.52 km/h	25 - 18	+7	
53:13				16 AHMETASEVIC A for 12 BURIC B Goalkeeper Substitution
54:13				23 HAMIDOVIC D Technical Fault
54:43	19 CLAAR F 7m received			14 TERZIC M 7m caused
54:55	15 WANNE H Goal Penalty shot bottom centre (19 CLAAR F), 77.32 km/h	26 - 18	+8	
55:36	19 CLAAR F Steal			34 DAVIDOVIC M Turnover
55:43	33 SANDELL L Goal fast break bottom left (19 CLAAR F), 110.36 km/h	27 - 18	+9	
55:43				Team timeout
56:10				5 HERCEG M Turnover
56:17	15 WANNE H Goal fast break top right (19 CLAAR F), 96.19 km/h	28 - 18	+10	
57:14		28 - 19	+9	10 PANIC M Goal centre 9m top right, 112.08 km/h
58:18	19 CLAAR F Turnover			
58:37				9 MEHMEDCEHAJIC A Shot fast break missed
58:46	13 KARLSSON S Goal right wing bottom right, 97.10 km/h	29 - 19	+10	
59:10		29 - 20	+9	15 FALJIC A Goal centre 6m bottom right (10 PANIC M), 101.25 km/h
59:28	42 JOHANSSON E 7m received			15 FALJIC A 7m caused
59:32	15 WANNE H Penalty shot saved top right			
59:57				10 PANIC M Shot centre 9m saved bottom right
59:59	15 WANNE H Shot fast break post			

Empty Goal Analysis

Match No: 26

SWE 29 - 20 BIH

(14 - 7) (15 - 13)

Referees: MERZ Maike (GER) / KUTTLER Tanja (GER)

ATTACKS DURING OWN EMPTY GOAL SITUATION

Players on Court	Attacks		Goals		Saves		Missed		Blocked		Post		Turnovers		Scoring Efficiency		Goals Against		
	SWE	BIH	SWE	BIH	SWE	BIH	SWE	BIH	SWE	BIH	SWE	BIH	SWE	BIH	SWE	BIH	SWE	BIH	
7 Against 6	5		3		1								1		60			1	
6 Against 6		1		1												100			
Others																			
Total:	5	1	3	1	1								1		60	100	1		

GOALS/ATTACKS DURING OWN EMPTY GOAL SITUATION - ANALYSIS OF OCCURRENCE (in 5 min intervals)

Players on Court	1st Half												
	0-5		5-10		10-15		15-20		20-25		25-30		
	SWE	BIH	SWE	BIH	SWE	BIH	SWE	BIH	SWE	BIH	SWE	BIH	
7 Against 6												1/1	
6 Against 6													
Others													
Total:												1/1	

Players on Court	2nd Half												
	30-35		35-40		40-45		45-50		50-55		55-60		
	SWE	BIH	SWE	BIH	SWE	BIH	SWE	BIH	SWE	BIH	SWE	BIH	
7 Against 6			0/1		2/3								
6 Against 6							1/1						
Others													
Total:			0/1		2/3		1/1						

GOALS/ATTACKS DURING OWN EMPTY GOAL SITUATION - ANALYSIS BY DURATION

Team	<15 sec.	15-30 sec.	30-45 sec.	45-60 sec.	>60 sec.
SWE	2/4	1/1			
BIH				1/1	

SUBSTITUTION SUMMARY

Players	SWE	BIH
Goalkeeper <-> Goalkeeper	2	2
Court Player <-> Goalkeeper	12	4
Court Player <-> Court Player	21	84
Total:	35	90

Line-Up Analysis

Match No: 26

Mannheim

Attendance: 10.903

SWE 29 - 20 BIH

SWE - Sweden

Lineup efficiency							Time Played	GF	GA
2 CARLSBOGARD J	11 PETTERSSON D	12 PALICKA A	15 WANNE H	23 LAGERGREN A	24 GOTTFRIDSSON J	32 BERGENDAHL O	16:24	7	4
2 CARLSBOGARD J	12 PALICKA A	13 KARLSSON S	15 WANNE H	23 LAGERGREN A	24 GOTTFRIDSSON J	32 BERGENDAHL O	15:37	5	8
5 DARJ M	11 PETTERSSON D	12 PALICKA A	15 WANNE H	19 CLAAR F	33 SANDELL L	42 JOHANSSON E	6:44	4	2
2 CARLSBOGARD J	5 DARJ M	12 PALICKA A	13 KARLSSON S	15 WANNE H	19 CLAAR F	33 SANDELL L	5:56	5	2
5 DARJ M	12 PALICKA A	13 KARLSSON S	15 WANNE H	19 CLAAR F	33 SANDELL L	42 JOHANSSON E	4:44	3	1
5 DARJ M	11 PETTERSSON D	12 PALICKA A	15 WANNE H	19 CLAAR F	23 LAGERGREN A	42 JOHANSSON E	3:12	2	1
2 CARLSBOGARD J	11 PETTERSSON D	12 PALICKA A	15 WANNE H	24 GOTTFRIDSSON J	32 BERGENDAHL O	33 SANDELL L	2:20	0	0
2 CARLSBOGARD J	5 DARJ M	12 PALICKA A	13 KARLSSON S	15 WANNE H	24 GOTTFRIDSSON J	33 SANDELL L	1:12	0	0
5 DARJ M	11 PETTERSSON D	13 KARLSSON S	15 WANNE H	19 CLAAR F	33 SANDELL L	42 JOHANSSON E	0:48	1	0
2 CARLSBOGARD J	13 KARLSSON S	15 WANNE H	23 LAGERGREN A	24 GOTTFRIDSSON J	32 BERGENDAHL O	35 NILSSON A	0:48	2	1
2 CARLSBOGARD J	13 KARLSSON S	15 WANNE H	16 THULIN T	23 LAGERGREN A	24 GOTTFRIDSSON J	32 BERGENDAHL O	0:34	0	1
12 PALICKA A	13 KARLSSON S	15 WANNE H	23 LAGERGREN A	24 GOTTFRIDSSON J	32 BERGENDAHL O	42 JOHANSSON E	0:20	0	0
2 CARLSBOGARD J	5 DARJ M	12 PALICKA A	13 KARLSSON S	15 WANNE H	23 LAGERGREN A	24 GOTTFRIDSSON J	0:19	0	0
2 CARLSBOGARD J	12 PALICKA A	13 KARLSSON S	15 WANNE H	23 LAGERGREN A	32 BERGENDAHL O	35 NILSSON A	0:17	0	0
5 DARJ M	11 PETTERSSON D	15 WANNE H	16 THULIN T	19 CLAAR F	33 SANDELL L	42 JOHANSSON E	0:16	0	0
2 CARLSBOGARD J	5 DARJ M	11 PETTERSSON D	12 PALICKA A	15 WANNE H	24 GOTTFRIDSSON J	33 SANDELL L	0:10	0	0
12 PALICKA A	13 KARLSSON S	15 WANNE H	23 LAGERGREN A	24 GOTTFRIDSSON J	32 BERGENDAHL O	35 NILSSON A	0:08	0	0
5 DARJ M	11 PETTERSSON D	12 PALICKA A	13 KARLSSON S	15 WANNE H	19 CLAAR F	42 JOHANSSON E	0:06	0	0
5 DARJ M	12 PALICKA A	13 KARLSSON S	15 WANNE H	24 GOTTFRIDSSON J	33 SANDELL L	42 JOHANSSON E	0:05	0	0

Score development							Time Played	G Diff.
2 CARLSBOGARD J	5 DARJ M	12 PALICKA A	13 KARLSSON S	15 WANNE H	19 CLAAR F	33 SANDELL L	5:56	+3
2 CARLSBOGARD J	11 PETTERSSON D	12 PALICKA A	15 WANNE H	23 LAGERGREN A	24 GOTTFRIDSSON J	32 BERGENDAHL O	16:24	+3
5 DARJ M	12 PALICKA A	13 KARLSSON S	15 WANNE H	19 CLAAR F	33 SANDELL L	42 JOHANSSON E	4:44	+2
5 DARJ M	11 PETTERSSON D	12 PALICKA A	15 WANNE H	19 CLAAR F	33 SANDELL L	42 JOHANSSON E	6:44	+2
5 DARJ M	11 PETTERSSON D	13 KARLSSON S	15 WANNE H	19 CLAAR F	33 SANDELL L	42 JOHANSSON E	0:48	+1
2 CARLSBOGARD J	13 KARLSSON S	15 WANNE H	23 LAGERGREN A	24 GOTTFRIDSSON J	32 BERGENDAHL O	35 NILSSON A	0:48	+1
5 DARJ M	11 PETTERSSON D	12 PALICKA A	15 WANNE H	19 CLAAR F	23 LAGERGREN A	42 JOHANSSON E	3:12	+1
5 DARJ M	12 PALICKA A	13 KARLSSON S	15 WANNE H	24 GOTTFRIDSSON J	33 SANDELL L	42 JOHANSSON E	0:05	0
5 DARJ M	11 PETTERSSON D	12 PALICKA A	13 KARLSSON S	15 WANNE H	19 CLAAR F	42 JOHANSSON E	0:06	0
12 PALICKA A	13 KARLSSON S	15 WANNE H	23 LAGERGREN A	24 GOTTFRIDSSON J	32 BERGENDAHL O	35 NILSSON A	0:08	0
2 CARLSBOGARD J	5 DARJ M	11 PETTERSSON D	12 PALICKA A	15 WANNE H	24 GOTTFRIDSSON J	33 SANDELL L	0:10	0
5 DARJ M	11 PETTERSSON D	15 WANNE H	16 THULIN T	19 CLAAR F	33 SANDELL L	42 JOHANSSON E	0:16	0
2 CARLSBOGARD J	12 PALICKA A	13 KARLSSON S	15 WANNE H	23 LAGERGREN A	32 BERGENDAHL O	35 NILSSON A	0:17	0
2 CARLSBOGARD J	5 DARJ M	12 PALICKA A	13 KARLSSON S	15 WANNE H	23 LAGERGREN A	24 GOTTFRIDSSON J	0:19	0
12 PALICKA A	13 KARLSSON S	15 WANNE H	23 LAGERGREN A	24 GOTTFRIDSSON J	32 BERGENDAHL O	42 JOHANSSON E	0:20	0
2 CARLSBOGARD J	5 DARJ M	12 PALICKA A	13 KARLSSON S	15 WANNE H	24 GOTTFRIDSSON J	33 SANDELL L	1:12	0
2 CARLSBOGARD J	11 PETTERSSON D	12 PALICKA A	15 WANNE H	24 GOTTFRIDSSON J	32 BERGENDAHL O	33 SANDELL L	2:20	0
2 CARLSBOGARD J	13 KARLSSON S	15 WANNE H	16 THULIN T	23 LAGERGREN A	24 GOTTFRIDSSON J	32 BERGENDAHL O	0:34	-1
2 CARLSBOGARD J	12 PALICKA A	13 KARLSSON S	15 WANNE H	23 LAGERGREN A	24 GOTTFRIDSSON J	32 BERGENDAHL O	15:37	-3

Empty Net							Time Played	GF	GA
5 DARJ M	11 PETTERSSON D	13 KARLSSON S	15 WANNE H	19 CLAAR F	33 SANDELL L	42 JOHANSSON E	0:48	1	0
2 CARLSBOGARD J	13 KARLSSON S	15 WANNE H	23 LAGERGREN A	24 GOTTFRIDSSON J	32 BERGENDAHL O	35 NILSSON A	0:48	2	1

Line-Up Analysis

Match No: 26

Mannheim

Attendance: 10.903

SWE 29 - 20 BIH

BIH - Bosnia Herzegovina

Lineup efficiency							Time Played	GF	GA	
5 HERCEG M	9 MEHMEDCEHAJIC A	10 PANIC M	12 BURIC B	15 FALJIC A	17 PERIC L	34 DAVIDOVIC M	7:19	0	1	
9 MEHMEDCEHAJIC A	10 PANIC M	12 BURIC B	15 FALJIC A	17 PERIC L	23 HAMIDOVIC D	34 DAVIDOVIC M	6:20	2	0	
5 HERCEG M	9 MEHMEDCEHAJIC A	10 PANIC M	12 BURIC B	14 TERZIC M	15 FALJIC A	17 PERIC L	5:38	2	4	
9 MEHMEDCEHAJIC A	10 PANIC M	12 BURIC B	14 TERZIC M	15 FALJIC A	23 HAMIDOVIC D	36 DJURDJEVIC V	5:16	3	4	
5 HERCEG M	9 MEHMEDCEHAJIC A	10 PANIC M	12 BURIC B	15 FALJIC A	34 DAVIDOVIC M	36 DJURDJEVIC V	5:01	3	0	
9 MEHMEDCEHAJIC A	10 PANIC M	12 BURIC B	15 FALJIC A	23 HAMIDOVIC D	34 DAVIDOVIC M	36 DJURDJEVIC V	4:52	2	0	
5 HERCEG M	9 MEHMEDCEHAJIC A	12 BURIC B	15 FALJIC A	17 PERIC L	21 HADZIC N	34 DAVIDOVIC M	3:45	2	2	
5 HERCEG M	9 MEHMEDCEHAJIC A	10 PANIC M	12 BURIC B	14 TERZIC M	15 FALJIC A	36 DJURDJEVIC V	2:32	1	2	
9 MEHMEDCEHAJIC A	12 BURIC B	15 FALJIC A	21 HADZIC N	23 HAMIDOVIC D	34 DAVIDOVIC M	36 DJURDJEVIC V	2:19	1	2	
5 HERCEG M	9 MEHMEDCEHAJIC A	10 PANIC M	15 FALJIC A	16 AHMETASEVIC A	34 DAVIDOVIC M	36 DJURDJEVIC V	1:59	1	2	
5 HERCEG M	9 MEHMEDCEHAJIC A	10 PANIC M	14 TERZIC M	15 FALJIC A	17 PERIC L	21 HADZIC N	1:31	0	2	
5 HERCEG M	9 MEHMEDCEHAJIC A	10 PANIC M	14 TERZIC M	15 FALJIC A	16 AHMETASEVIC A	36 DJURDJEVIC V	1:26	0	0	
5 HERCEG M	8 BURIC S	9 MEHMEDCEHAJIC A	10 PANIC M	12 BURIC B	17 PERIC L	34 DAVIDOVIC M	1:24	1	0	
5 HERCEG M	8 BURIC S	9 MEHMEDCEHAJIC A	10 PANIC M	12 BURIC B	14 TERZIC M	17 PERIC L	1:13	0	0	
9 MEHMEDCEHAJIC A	15 FALJIC A	16 AHMETASEVIC A	21 HADZIC N	23 HAMIDOVIC D	34 DAVIDOVIC M	36 DJURDJEVIC V	1:13	0	0	
5 HERCEG M	9 MEHMEDCEHAJIC A	10 PANIC M	15 FALJIC A	16 AHMETASEVIC A	20 KNEZEVIC L	36 DJURDJEVIC V	1:13	1	0	
9 MEHMEDCEHAJIC A	10 PANIC M	12 BURIC B	14 TERZIC M	15 FALJIC A	17 PERIC L	23 HAMIDOVIC D	0:58	0	1	
5 HERCEG M	10 PANIC M	12 BURIC B	14 TERZIC M	15 FALJIC A	17 PERIC L	34 DAVIDOVIC M	0:54	0	1	
9 MEHMEDCEHAJIC A	10 PANIC M	14 TERZIC M	15 FALJIC A	23 HAMIDOVIC D	34 DAVIDOVIC M	36 DJURDJEVIC V	0:51	0	0	
9 MEHMEDCEHAJIC A	14 TERZIC M	16 AHMETASEVIC A	21 HADZIC N	23 HAMIDOVIC D	34 DAVIDOVIC M	36 DJURDJEVIC V	0:51	0	1	
5 HERCEG M	9 MEHMEDCEHAJIC A	10 PANIC M	12 BURIC B	14 TERZIC M	14 TERZIC M	26 MANDIC I	36 DJURDJEVIC V	0:46	0	0
9 MEHMEDCEHAJIC A	10 PANIC M	12 BURIC B	14 TERZIC M	15 FALJIC A	21 HADZIC N	23 HAMIDOVIC D	0:36	1	0	
9 MEHMEDCEHAJIC A	12 BURIC B	14 TERZIC M	15 FALJIC A	23 HAMIDOVIC D	34 DAVIDOVIC M	36 DJURDJEVIC V	0:28	0	1	
5 HERCEG M	12 BURIC B	14 TERZIC M	17 PERIC L	21 HADZIC N	34 DAVIDOVIC M	36 DJURDJEVIC V	0:22	0	1	
9 MEHMEDCEHAJIC A	10 PANIC M	14 TERZIC M	15 FALJIC A	16 AHMETASEVIC A	23 HAMIDOVIC D	36 DJURDJEVIC V	0:20	0	1	
10 PANIC M	12 BURIC B	14 TERZIC M	15 FALJIC A	17 PERIC L	23 HAMIDOVIC D	34 DAVIDOVIC M	0:14	0	1	
9 MEHMEDCEHAJIC A	10 PANIC M	12 BURIC B	14 TERZIC M	15 FALJIC A	23 HAMIDOVIC D	34 DAVIDOVIC M	0:12	0	1	
9 MEHMEDCEHAJIC A	10 PANIC M	12 BURIC B	14 TERZIC M	15 FALJIC A	17 PERIC L	34 DAVIDOVIC M	0:10	0	1	
5 HERCEG M	10 PANIC M	12 BURIC B	14 TERZIC M	15 FALJIC A	17 PERIC L	21 HADZIC N	0:09	0	0	
5 HERCEG M	9 MEHMEDCEHAJIC A	10 PANIC M	15 FALJIC A	16 AHMETASEVIC A	23 HAMIDOVIC D	36 DJURDJEVIC V	0:05	0	1	
5 HERCEG M	12 BURIC B	14 TERZIC M	15 FALJIC A	17 PERIC L	21 HADZIC N	34 DAVIDOVIC M	0:03	0	0	

Score development							Time Played	G Diff.	
5 HERCEG M	9 MEHMEDCEHAJIC A	10 PANIC M	12 BURIC B	15 FALJIC A	34 DAVIDOVIC M	36 DJURDJEVIC V	5:01	+3	
9 MEHMEDCEHAJIC A	10 PANIC M	12 BURIC B	15 FALJIC A	23 HAMIDOVIC D	34 DAVIDOVIC M	36 DJURDJEVIC V	4:52	+2	
9 MEHMEDCEHAJIC A	10 PANIC M	12 BURIC B	15 FALJIC A	17 PERIC L	23 HAMIDOVIC D	34 DAVIDOVIC M	6:20	+2	
9 MEHMEDCEHAJIC A	10 PANIC M	12 BURIC B	14 TERZIC M	15 FALJIC A	21 HADZIC N	23 HAMIDOVIC D	0:36	+1	
5 HERCEG M	9 MEHMEDCEHAJIC A	10 PANIC M	15 FALJIC A	16 AHMETASEVIC A	20 KNEZEVIC L	36 DJURDJEVIC V	1:13	+1	
5 HERCEG M	8 BURIC S	9 MEHMEDCEHAJIC A	10 PANIC M	12 BURIC B	17 PERIC L	34 DAVIDOVIC M	1:24	+1	
5 HERCEG M	12 BURIC B	14 TERZIC M	15 FALJIC A	17 PERIC L	21 HADZIC N	34 DAVIDOVIC M	0:03	0	
5 HERCEG M	10 PANIC M	12 BURIC B	14 TERZIC M	15 FALJIC A	17 PERIC L	21 HADZIC N	0:09	0	
5 HERCEG M	9 MEHMEDCEHAJIC A	10 PANIC M	12 BURIC B	14 TERZIC M	14 TERZIC M	26 MANDIC I	36 DJURDJEVIC V	0:46	0
9 MEHMEDCEHAJIC A	10 PANIC M	14 TERZIC M	15 FALJIC A	23 HAMIDOVIC D	34 DAVIDOVIC M	36 DJURDJEVIC V	0:51	0	
5 HERCEG M	8 BURIC S	9 MEHMEDCEHAJIC A	10 PANIC M	12 BURIC B	14 TERZIC M	17 PERIC L	1:13	0	
9 MEHMEDCEHAJIC A	15 FALJIC A	16 AHMETASEVIC A	21 HADZIC N	23 HAMIDOVIC D	34 DAVIDOVIC M	36 DJURDJEVIC V	1:13	0	
5 HERCEG M	9 MEHMEDCEHAJIC A	10 PANIC M	14 TERZIC M	15 FALJIC A	16 AHMETASEVIC A	36 DJURDJEVIC V	1:26	0	
5 HERCEG M	9 MEHMEDCEHAJIC A	10 PANIC M	12 BURIC B	15 FALJIC A	17 PERIC L	21 HADZIC N	3:45	0	
5 HERCEG M	9 MEHMEDCEHAJIC A	10 PANIC M	15 FALJIC A	16 AHMETASEVIC A	23 HAMIDOVIC D	36 DJURDJEVIC V	0:05	-1	
9 MEHMEDCEHAJIC A	10 PANIC M	12 BURIC B	14 TERZIC M	15 FALJIC A	17 PERIC L	34 DAVIDOVIC M	0:10	-1	
9 MEHMEDCEHAJIC A	10 PANIC M	12 BURIC B	14 TERZIC M	15 FALJIC A	23 HAMIDOVIC D	34 DAVIDOVIC M	0:12	-1	
10 PANIC M	12 BURIC B	14 TERZIC M	15 FALJIC A	17 PERIC L	23 HAMIDOVIC D	34 DAVIDOVIC M	0:14	-1	
9 MEHMEDCEHAJIC A	10 PANIC M	14 TERZIC M	15 FALJIC A	16 AHMETASEVIC A	23 HAMIDOVIC D	36 DJURDJEVIC V	0:20	-1	
5 HERCEG M	12 BURIC B	14 TERZIC M	17 PERIC L	21 HADZIC N	34 DAVIDOVIC M	36 DJURDJEVIC V	0:22	-1	
9 MEHMEDCEHAJIC A	12 BURIC B	14 TERZIC M	15 FALJIC A	23 HAMIDOVIC D	34 DAVIDOVIC M	36 DJURDJEVIC V	0:28	-1	
9 MEHMEDCEHAJIC A	14 TERZIC M	16 AHMETASEVIC A	21 HADZIC N	23 HAMIDOVIC D	34 DAVIDOVIC M	36 DJURDJEVIC V	0:51	-1	
5 HERCEG M	10 PANIC M	12 BURIC B	14 TERZIC M	15 FALJIC A	17 PERIC L	34 DAVIDOVIC M	0:54	-1	
9 MEHMEDCEHAJIC A	10 PANIC M	12 BURIC B	14 TERZIC M	15 FALJIC A	17 PERIC L	23 HAMIDOVIC D	0:58	-1	
5 HERCEG M	9 MEHMEDCEHAJIC A	10 PANIC M	15 FALJIC A	16 AHMETASEVIC A	34 DAVIDOVIC M	36 DJURDJEVIC V	1:59	-1	
9 MEHMEDCEHAJIC A	12 BURIC B	15 FALJIC A	21 HADZIC N	23 HAMIDOVIC D	34 DAVIDOVIC M	36 DJURDJEVIC V	2:19	-1	
5 HERCEG M	9 MEHMEDCEHAJIC A	10 PANIC M	12 BURIC B	14 TERZIC M	15 FALJIC A	36 DJURDJEVIC V	2:32	-1	
9 MEHMEDCEHAJIC A	10 PANIC M	12 BURIC B	14 TERZIC M	15 FALJIC A	23 HAMIDOVIC D	36 DJURDJEVIC V	5:16	-1	
5 HERCEG M	9 MEHMEDCEHAJIC A	10 PANIC M	12 BURIC B	15 FALJIC A	17 PERIC L	34 DAVIDOVIC M	7:19	-1	
5 HERCEG M	9 MEHMEDCEHAJIC A	12 BURIC B	14 TERZIC M	15 FALJIC A	17 PERIC L	21 HADZIC N	1:31	-2	
5 HERCEG M	9 MEHMEDCEHAJIC A	10 PANIC M	12 BURIC B	14 TERZIC M	15 FALJIC A	17 PERIC L	5:38	-2	

Empty Net							Time Played	GF	GA
9 MEHMEDCEHAJIC A	10 PANIC M	14 TERZIC M	15 FALJIC A	23 HAMIDOVIC D	34 DAVIDOVIC M	36 DJURDJEVIC V	0:51	0	0



MEN'S EUROPEAN HANDBALL CHAMPIONSHIP
EHF EURO 2024

Preliminary Round - Group E



MEN'S EHF EURO 2024

GERMANY
10-28 JANUARY

THU 11 JAN 2024
Start Time: 20:30

Line-Up Analysis
Match No: 26

Mannheim
Attendance: 10.903

Legend:
G Diff. Goals Difference