

Start List

Match No: 27

GEO - SWE

Referees: PAVICEVIC Ivan (MNE) / RAZNATOVIC Milos (MNE)
Reserve Referees: GASMI Karim (FRA) / GASMI Raouf (FRA)

EHF Supervisor: COHEN Shlomo (ISR)
EHF Observer: POPADIC Jovan (SRB)
Timekeeper: LEYDECKER Nina (GER)
Scorekeeper: KERN Anke (GER)

GEO - Georgia

No.	Name	Pos.	Height m	Int. Matches		Competition Statistics								
				MP	G	MP	G	7mG	YC	2Min	RC	S	7mS	
12	TSINTSADZE Zurab	GK	1.85	35	5	1							3	
87	NIKABADZE David	GK	1.99	6	1	1	1						1	
3	LAPIASHVILI George	P	1.95	34	91	1	1			1				
7	RUSTAMOV Khazein	LW	1.80	39	85	1	3							
9	ARESHIDZE Giorgi	CB	1.90	24	81	1								
10	KBILASHVILI Irakli	CB	1.89	37	123	1	1			1				
11	TSKHOVREBADZE Giorgi	RB	1.93	44	323	1	9	4						
14	ORJONIKIDZE Teimuraz	LB	1.95	54	204	1	6							
15	GOGOLADZE Irakli	RW	1.79	36	24	1								
18	ARSENASHVILI Erekle	P	1.97	28	90	1	7							
21	DARSANIA Sandro	RB	1.90	32	163	1								
24	GOGAVA Zurab	RB	1.96	23	15	1				1				
30	ABRAMISHVILI Zurab	LW	1.93	43	43	1								
34	GAVASHELISHVILI Miriani	LB	1.97	23	6	1					1			
71	DIKHAMINJIA Giorgi Arvelodi	RW	1.88	47	80	1	1							
94	SIMONIA Zuriko	CB	1.83	35	31	1								
Headcoach	KALANDADZE Tite			Bench/Team										

GEO Played		
PR	NED	29-34
PR	SWE	13 JAN
PR	BIH	15 JAN

SWE - Sweden

No.	Name	Pos.	Height m	Int. Matches		Competition Statistics								
				MP	G	MP	G	7mG	YC	2Min	RC	S	7mS	
16	THULIN Tobias Alexander Gustav	GK	1.98	50	0	1							1	1
30	MÖLLER Simon	GK	1.90	2	0									
2	CARLSBOGARD Jonathan	LB	1.95	60	114	1	2							
5	DARJ Max	P	1.91	111	121	1								
11	PETTERSSON Daniel	RW	1.79	80	189	1	1							
13	KARLSSON Sebastian Carl Percy	RW	1.78	5	17	1	2							
15	WANNE Hampus	LW	1.85	86	356	1	9	3						
19	CLAAR Felix	CB	1.92	64	153	1	1							
22	PELLAS Lucas	LW	1.83	61	191	1								
23	LAGERGREN Albin	RB	1.86	101	298	1	2							
24	GOTTFRIDSSON Jim	CB	1.92	145	469	1	4							
28	EDVARDSSON Jonathan	CB	1.86	17	7									
32	BERGENDAHL Oscar	P	1.92	46	75	1	3		1					
33	SANDELL Lukas	RB	1.91	48	111	1	5							
35	NILSSON Andreas	P	1.96	146	344	1								
49	WALLINIUS Karl	LB	1.99	20	21	1								
(NN)	JOHANSSON Eric	LB	1.97	30	98	1								
(NN)	PALICKA Andreas	GK	1.89	151	16	1							14	1
Headcoach	SOLBERG Glenn (NOR)			Bench/Team						1				

SWE Played		
PR	BIH	29-20
PR	GEO	13 JAN
PR	NED	15 JAN

Notes:
Players below the bold line are not playing in this match.

Legend:			
(NN)	Not nominated	2Min	2-Minute Suspensions
CB	Centre Back	G	Goals
LW	Left Wing	MP	Matches Played
PR	Preliminary Round	RB	Right Back
RW	Right Wing	S	Saves
		7mG	7-metre Goals
		GK	Goalkeeper
		P	Line Player
		RC	Red Cards (Direct and after 3rd 2-Minute Suspension)
		YC	Yellow Cards
		7mS	7-metre Saves
		LB	Left Back
		Pos	Position

Results

Match No: 27

Mannheim

Attendance: 13.293

GEO 26 - 42 SWE

(9 - 23) (17 - 19)

Referees: PAVICEVIC Ivan (MNE) / RAZNATOVIC Milos (MNE)

Georgia

Coach: KALANDADZE Tite

Time outs: 2

No.	Name	Total			Goals / Shots							Punishments			TP	
		Goals	Shots	%	7m	6m	Wing	BT	FB	FTO	9m	EG	YC	RC		2M
3	LAPIASHVILI George															13:38
7	RUSTAMOV Khazein	1	2	50					1/2							29:05
9	ARESHIDZE Giorgi															1:38
10	KBILASHVILI Irakli	2	7	29		1/1		0/2			1/4					43:04
11	TSKHOVREBADZE Giorgi	5	13	38	1/2			1/1			3/10					47:42
12	TSINTSADZE Zurab															49:39
14	ORJONIKIDZE Teimuraz	3	5	60						3/5						41:43
15	GOGOLADZE Irakli	1	1	100			1/1									30:00
18	ARSENASHVILI Erekle	6	8	75		5/7			1/1					1		44:59
21	DARSANIA Sandro															2:45
24	GOGAVA Zurab	1	2	50		1/1					0/1			1		14:44
30	ABRAMISHVILI Zurab															30:00
34	GAVASHELISHVILI Miriani	2	3	67				1/1			1/2					28:03
71	DIKHAMINJIA Giorgi Arvelodi	5	5	100		2/2	1/1		2/2							30:00
87	NIKABADZE David															8:37
94	SIMONIA Zuriko	0	1	0							0/1					4:23
Totals		26	47	55	1/2	9/11	2/2	2/4	4/5		8/23				2	60:00

No.	Name	Total			Saves / Shots						
		Saves	Shots	%	7m	6m	Wing	BT	FB	FTO	9m
12	TSINTSADZE Zurab	10	43	23	1/4	3/6	1/3	2/7	1/16		2/7
87	NIKABADZE David	0	8	0	0/1	0/2	0/2		0/1		0/2
EG			1								
Totals		10	52	19	1/5	3/8	1/5	2/7	1/17		2/9

Sweden

Coach: SOLBERG Glenn

No.	Name	Total			Goals / Shots							Punishments			TP	
		Goals	Shots	%	7m	6m	Wing	BT	FB	FTO	9m	EG	YC	RC		2M
2	CARLSBOGARD Jonathan	1	1	100								1/1			1	33:43
5	DARJ Max	3	5	60		2/4			1/1							33:01
11	PETTERSSON Daniel	5	7	71		0/1	3/4		2/2					1		29:41
13	KARLSSON Sebastian Carl Percy	7	8	88			1/1		6/7							32:10
15	WANNE Hampus	3	5	60	2/3		0/1		1/1							30:00
16	THULIN Tobias Alexander Gustav															28:57
19	CLAAR Felix	5	5	100		1/1		2/2	1/1		1/1					33:01
22	PELLAS Lucas	4	4	100	2/2				2/2							29:28
23	LAGERGREN Albin	4	5	80		2/3		1/1	1/1							26:43
24	GOTTFRIDSSON Jim	3	5	60				2/3			1/2					26:59
28	EDVARDSSON Jonathan															3:33
30	MÖLLER Simon															29:14
32	BERGENDAHL Oscar															13:29
33	SANDELL Lukas	3	4	75							3/4					33:01
35	NILSSON Andreas	2	2	100					2/2							14:25
49	WALLINIUS Karl	2	4	50				0/1			2/3					22:35
Totals		42	55	76	4/5	5/9	4/6	5/7	16/17		7/10	1/1			2	60:00

No.	Name	Total			Saves / Shots						
		Saves	Shots	%	7m	6m	Wing	BT	FB	FTO	9m
16	THULIN Tobias Alexander Gustav	6	15	40		0/1	0/1	1/3	0/1		5/9
30	MÖLLER Simon	7	24	29	1/2	2/10	0/1		0/3		4/8
Totals		13	39	33	1/2	2/11	0/2	1/3	0/4		9/17

Attacks

Team	All		Player Majority		Player Minority		Position Attacks		FB		Ind. FB		Team FB		TO	TO %
	G/Att.	%	G/Att.	%	G/Att.	%	G/Att.	%	G/Att.	%	G/Att.	%	G/Att.	%		
GEO	26/63	41	2/2	100	0/1	0	22/56	39	4/7	57	1/1	100	3/6	50	19	30
SWE	42/64	66	2/2	100	0/1	0	25/46	54	16/17	94			16/17	94	12	19

RUNNING SCORE

GEO - SWE	
1st Half	
ARSENASHVILI E	1 (1) 0
	1 (2) 1 PELLAS L
	1 (3) 2 DARJ M
	1 (5) 3 WALLINIUS K
ORJONIKIDZE T	2 (5) 3
	2 (6) 4 KARLSSON S
	2 (7) 5 KARLSSON S
	2 (8) 6 CLAAR F
ARSENASHVILI E	3 (9) 6
	3 (10) 7 SANDELL L
	3 (11) 8 WALLINIUS K
	3 (12) 9 CLAAR F
	3 (13) 10 CLAAR F
	3 (14) 11 KARLSSON S
GOGOLADZE I	4 (15) 11
	4 (15) 12 KARLSSON S
TSKHOVREBADZE G	5 (16) 12
TSKHOVREBADZE G	6 (17) 12
	6 (17) 13 LAGERGREN A
TSKHOVREBADZE G	7 (18) 13
	7 (19) 14 PELLAS L
	7 (20) 15 PELLAS L
	7 (23) 16 KARLSSON S
GAVASHELISHVILI M	8 (23) 16
	8 (24) 17 GOTTFRIDSSON J
	8 (25) 18 GOTTFRIDSSON J
GAVASHELISHVILI M	9 (25) 18
	9 (25) 19 LAGERGREN A
	9 (27) 20 KARLSSON S
	9 (29) 21 LAGERGREN A
	9 (29) 22 PELLAS L
	9 (30) 23 KARLSSON S

2nd Half	
DIKHAMINJIA G	10 (32) 23
RUSTAMOV K	11 (32) 23
	11 (33) 24 PETTERSSON D
	11 (34) 25 PETTERSSON D
TSKHOVREBADZE G	12 (35) 25
	12 (36) 26 CLAAR F
	12 (37) 27 DARJ M
	12 (37) 28 PETTERSSON D
DIKHAMINJIA G	13 (38) 28
	13 (39) 29 SANDELL L
	13 (40) 30 SANDELL L
KBILASHVILI I	14 (40) 30
DIKHAMINJIA G	15 (42) 30
	15 (44) 31 DARJ M
ARSENASHVILI E	16 (46) 31
	16 (46) 32 CLAAR F
KBILASHVILI I	17 (47) 32
	17 (48) 33 WANNE H
	17 (49) 34 GOTTFRIDSSON J
ARSENASHVILI E	18 (50) 34
	18 (50) 35 PETTERSSON D
	18 (51) 36 PETTERSSON D
ORJONIKIDZE T	19 (52) 36
	19 (52) 37 WANNE H
ORJONIKIDZE T	20 (53) 37
ARSENASHVILI E	21 (54) 37
DIKHAMINJIA G	22 (54) 37
ARSENASHVILI E	23 (55) 37
	23 (56) 38 LAGERGREN A
	23 (57) 39 NILSSON A
	23 (57) 40 NILSSON A
TSKHOVREBADZE G	24 (58) 40
GOGAVA Z	25 (59) 40
	25 (59) 41 WANNE H
DIKHAMINJIA G	26 (60) 41
	26 (60) 42 CARLSBOGARD J

Legend:							
%	Efficiency	2M	2-Minute Suspensions	6m	6-metre Shots	7m	7-metre Penalty Shots
9m	9-metre Shots	BT	Breakthroughs	EG	Empty Goal	FB	Fast Breaks
FTO	Fast Throw off	G/Att.	Goals/Attacks	Ind.	Individual	No.	Uniform Number
RC	Red Cards (Direct and after 3rd 2-Minute Suspension)	TO	Turnover	TP	Time Played		
Wing	Wing Shots	YC	Yellow Cards				

SAT 13 JAN 2024
Start Time: 20:30

Preliminary Round - Group E

Mannheim

Match Team Statistics
Match No: 27

GEO 26 - 42 SWE
(9 - 23) (17 - 19)

Referees: PAVICEVIC Ivan (MNE) / RAZNATOVIC Milos (MNE)

GEO - Georgia

Coach: KALANDADZE Tite

Time outs: 2

No.	Name	Total			All Goals / Shots								Punishments				Offence			Defence			TP	
		Goals	Shots	%	7m	7m%	6m	Wing	BT	FB	FTO	9m	EG	YC	RC	2M	2+2	AS	R7	TO/TF	ST	BS		P7
3	LAPIASHVILI George																		1			1		13:38
7	RUSTAMOV Khazein	1	2	50																	1			29:05
9	ARESHIDZE Giorgi																			1				1:38
10	KBILASHVILI Irakli	2	7	29																4	2	1		43:04
11	TSKHOVREBADZE Giorgi	5	13	38	1/2	50														3				47:42
12	TSINTSADZE Zurab																				3	2	1	49:39
14	ORJONIKIDZE Teimuraz	3	5	60																2				41:43
15	GOGOLADZE Irakli	1	1	100																				30:00
18	ARSENASHVILI Erekle	6	8	75																	1			44:59
21	DARSANIA Sandro																							2:45
24	GOGAVA Zurab	1	2	50																	1	1	1	14:44
30	ABRAMISHVILI Zurab																							30:00
34	GAVASHELISHVILI Miriani	2	3	67																	1			28:03
71	DIKHAMINJIA Giorgi Arvelodi	5	5	100																	1			30:00
87	NIKABADZE David																							8:37
94	SIMONIA Zuriko	0	1	0																				4:23
Totals		26	47	55	1/2	50	9/11	2/2	2/4	4/5		8/23				2		12	2	17	2	6	1	5

No.	Name	Total			All Saves / Shots										
		Saves	Shots	%	7m	7m%	6m	Wing	BT	FB	FTO	9m	9m%	NS	NS%
12	TSINTSADZE Zurab	10	43	23	1/4	25	3/6	1/3	2/7	1/16		2/7	29	6/16	38
87	NIKABADZE David	0	8	0	0/1	0	0/2	0/2		0/1		0/2	0	0/4	0
EG			1												
Totals		10	52	19	1/5	20	3/8	1/5	2/7	1/17		2/9	22	6/20	30

Attacks

Team	All		Player Majority		Player Minority		Position Attacks		FB		Ind. FB		Team FB		TO	TO %
	G/Att.	%	G/Att.	%	G/Att.	%	G/Att.	%	G/Att.	%	G/Att.	%	G/Att.	%		
GEO	26/63	41	2/2	100	0/1	0	22/56	39	4/7	57	1/1	100	3/6	50	19	30

Team Shots

	Goals	Saves	Missed	Post	Blocked	Total	%	Prop %
6m Shots	9	2				11	82	23
Wing Shots	2					2	100	4
L R	2					2	100	0 4
9m Shots	8	9	1	2	3	23	35	49
L C R	3 4 1	2 6 1	1	1 1	2 1	5 14 4	60 29 25	11 30 9
7m Penalty Throws	1	1				2	50	4
Fast Breaks	4			1		5	80	11
Breakthroughs	2	1		1		4	50	9
Totals	26	13	1	4	3	47	55	100

Legend:			
%	Efficiency	2M	2-Minute Suspensions
9m	9-metre Shots	2+2	2+2 Minute Suspensions
EG	Empty Goal	AS	Assists
L	Left	BS	Blocked Shots
R	Right	FB	Fast Breaks
TP	Time Played	FTO	Fast Throw off
		P7	Penalty 7-metre Fouls
		RC	Red Cards (Direct and after 3rd 2-Minute Suspension)
		ST	Steals
		Wing	Wing Shots
		YC	Yellow Cards
		6m	6-metre Shots
		7m	7-metre Penalty Shots
		BT	Breakthroughs
		C	Center
		G/Att.	Goals/Attacks
		Ind.	Individual
		R7	Received 7-metre Fouls
		TO/TF	Turnover/Technical Faults

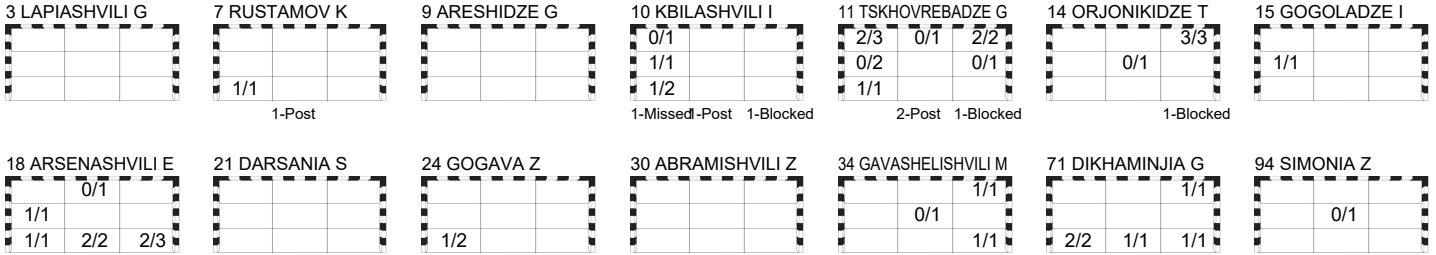
Match Team Statistics
Match No: 27

GEO 26 - 42 SWE
(9 - 23) (17 - 19)

Referees: PAVICEVIC Ivan (MNE) / RAZNATOVIC Milos (MNE)

GEO - Georgia

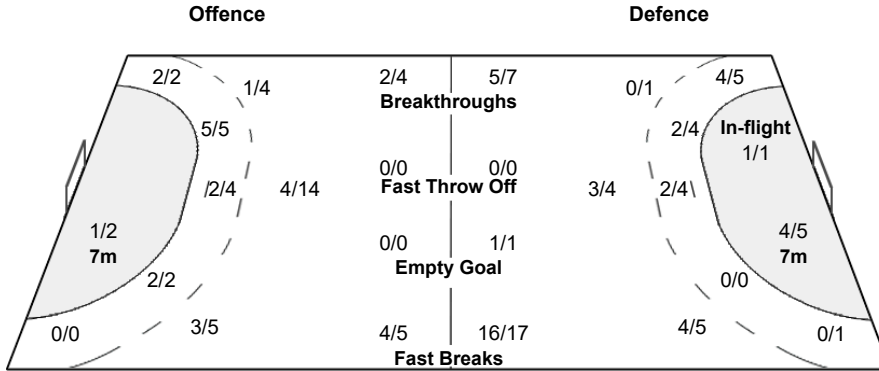
OverView of Shot Distribution



Team Goals / Shots

2/4	0/2	7/7
3/5	0/3	0/1
7/9	3/3	4/5

1-Missed 4-Post 3-Blocked



Goalkeepers Saves / Shots

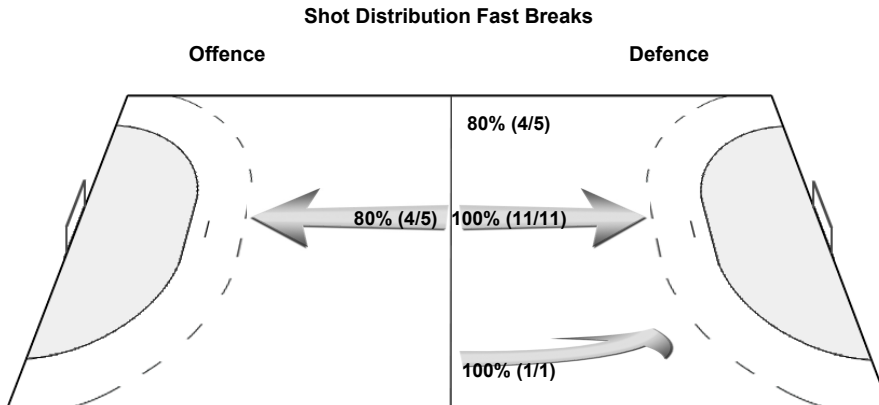
1/8	1/2	0/7
4/12	0/2	2/4
1/10	1/2	0/5

12 TSINTSADZE Z

1/7	1/2	0/7
4/10	0/1	2/4
1/8	1/2	0/2

87 NIKABADZE D

0/1		
0/2		
0/2		0/3



Match Team Statistics

Match No: 27

GEO 26 - 42 SWE

(9 - 23) (17 - 19)

Referees: PAVICEVIC Ivan (MNE) / RAZNATOVIC Milos (MNE)

SWE - Sweden

Coach: SOLBERG Glenn (NOR)

No.	Name	Total			All Goals / Shots									Punishments				Offence			Defence			TP
		Goals	Shots	%	7m	7m%	6m	Wing	BT	FB	FTO	9m	EG	YC	RC	2M	2+2	AS	R7	TO/TF	ST	BS	P7	
2	CARLSBOGARD Jonathan	1	1	100								1/1			1	2					1	1	1	33:43
5	DARJ Max	3	5	60			2/4					1/1									2	1		33:01
11	PETTERSSON Daniel	5	7	71			0/1	3/4				2/2			1	1							1	29:41
13	KARLSSON Sebastian Carl Percy	7	8	88				1/1				6/7							/ 2	1				32:10
15	WANNE Hampus	3	5	60	2/3	67		0/1				1/1					2							30:00
16	THULIN Tobias Alexander Gustav																		1					28:57
19	CLAAR Felix	5	5	100			1/1		2/2	1/1		1/1					5	1	1					33:01
22	PELLAS Lucas	4	4	100	2/2	100						2/2					1							29:28
23	LAGERGREN Albin	4	5	80			2/3			1/1	1/1						1				3			26:43
24	GOTTFRIDSSON Jim	3	5	60						2/3		1/2					3	1	2					26:59
28	EDVARDSSON Jonathan																1				1			3:33
30	MÖLLER Simon																1		1					29:14
32	BERGENDAHL Oscar																1	1	1 / 1		2			13:29
33	SANDELL Lukas	3	4	75							3/4						4		1					33:01
35	NILSSON Andreas	2	2	100							2/2						1	1						14:25
49	WALLINIUS Karl	2	4	50					0/1			2/3					1	1	1 / 1			1		22:35
Totals		42	55	76	4/5	80	5/9	4/6	5/7	16/17		7/10	1/1			2	24	5	8 / 4	9	3	2		

No.	Name	Total			All Saves / Shots										
		Saves	Shots	%	7m	7m%	6m	Wing	BT	FB	FTO	9m	9m%	NS	NS%
16	THULIN Tobias Alexander Gustav	6	15	40			0/1	0/1	1/3	0/1		5/9	56	1/5	20
30	MÖLLER Simon	7	24	29	1/2	50	2/10	0/1		0/3		4/8	50	2/11	18
Totals		13	39	33	1/2	50	2/11	0/2	1/3	0/4		9/17	53	3/16	19

Attacks

Team	All		Player Majority		Player Minority		Position Attacks		FB		Ind. FB		Team FB		TO	TO %
	G/Att.	%	G/Att.	%	G/Att.	%	G/Att.	%	G/Att.	%	G/Att.	%	G/Att.	%		
SWE	42/64	66	2/2	100	0/1	0	25/46	54	16/17	94			16/17	94	12	19

Team Shots

	Goals	Saves	Missed	Post	Blocked	Total	%	Prop %
6m Shots	5	3		1		9	56	16
Wing Shots	4	1		1		6	67	11
L R	4	1		1		1 5	0 80	2 9
9m Shots	7	2			1	10	70	18
L C R	4 3	1 1			1	5 4 1	80 75 0	9 7 2
7m Penalty Throws	4	1				5	80	9
Fast Breaks	16	1				17	94	31
Breakthroughs	5	2				7	71	13
Totals	42	10		2	1	55	76	100

Legend:									
%	Efficiency	2M	2-Minute Suspensions	2+2	2+2 Minute Suspensions	6m	6-metre Shots	7m	7-metre Penalty Shots
9m	9-metre Shots	AS	Assists	BS	Blocked Shots	BT	Breakthroughs	C	Center
EG	Empty Goal	FB	Fast Breaks	FTO	Fast Throw off	G/Att.	Goals/Attacks	Ind.	Individual
L	Left	NS	Near Shots	P7	Penalty 7-metre Fouls	Prop %	Proportion of Goals	R7	Received 7-metre Fouls
R	Right	RC	Red Cards (Direct and after 3rd 2-Minute Suspension)			ST	Steals	TO/TF	Turnover/Technical Faults
TP	Time Played	Wing	Wing Shots	YC	Yellow Cards				

SAT 13 JAN 2024
Start Time: 20:30

Preliminary Round - Group E

Mannheim

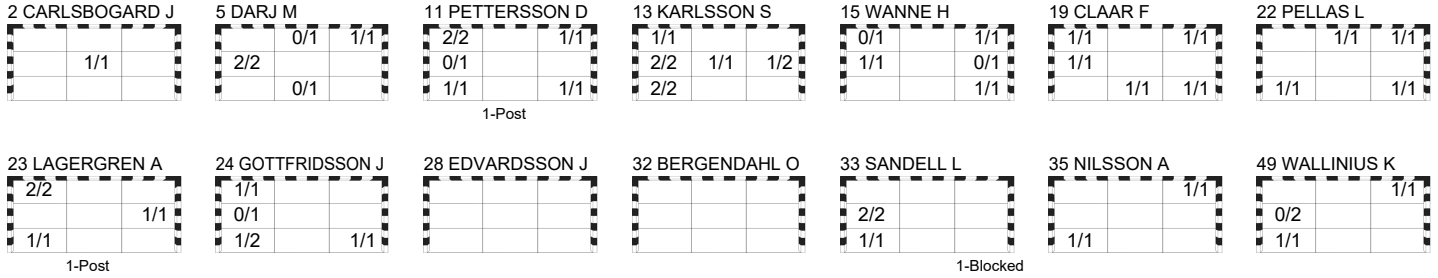
Match Team Statistics
Match No: 27

GEO 26 - 42 SWE
(9 - 23) (17 - 19)

Referees: PAVICEVIC Ivan (MNE) / RAZNATOVIC Milos (MNE)

SWE - Sweden

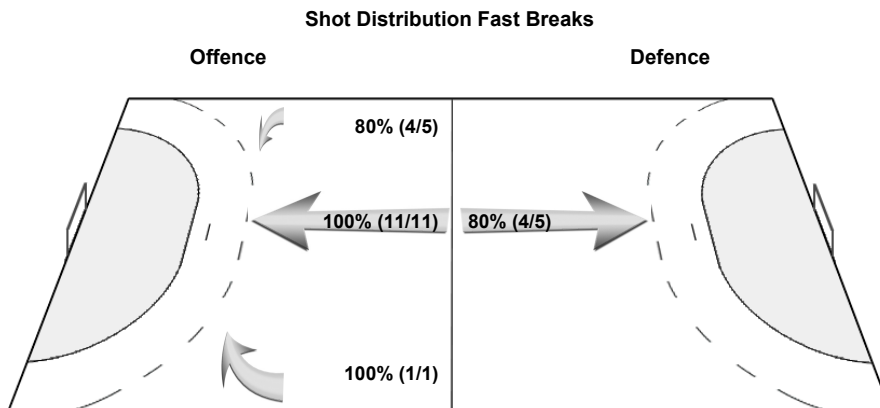
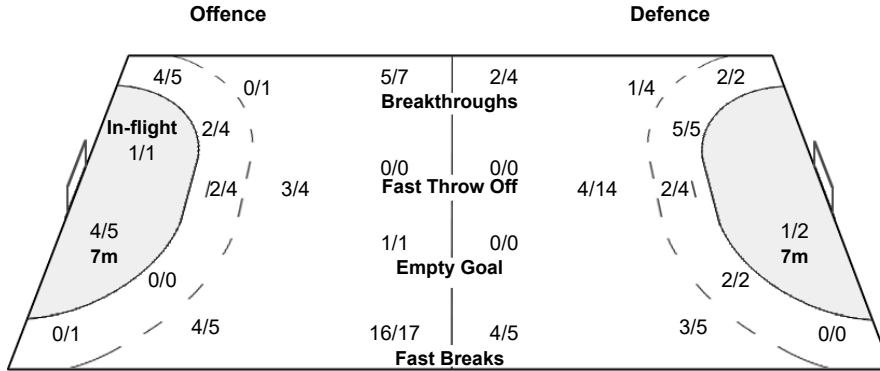
OverView of Shot Distribution



Team Goals / Shots

7/8	1/2	7/7
8/12	2/2	2/4
9/10	1/2	5/5

2-Post 1-Blocked



Play by Play

Match No: 27

GEO 26 - 42 SWE

(9 - 23) (17 - 19)

Referees: PAVICEVIC Ivan (MNE) / RAZNATOVIC Milos (MNE)

GEO	3 LAPIASHVILI George	7 RUSTAMOV Khazein	9 ARESHIDZE Giorgi	A KALANDADZE Tite
	10 KBILASHVILI Irakli	11 TSKHOVREBADZE Giorgi	12 TSINTSADZE Zurab	B TEVZADZE Shota
	14 ORJONIKIDZE Teimuraz	15 GOGOLADZE Irakli	18 ARSENASHVILI Erekle	C METREVELI Merab
	21 DARSANIA Sandro	24 GOGAVA Zurab	30 ABRAMISHVILI Zurab	D KAKUSHADZE Levan
	34 GAVASHELISHVILI Miriani	71 DIKHAMINJIA Giorgi Arvelodi	87 NIKABADZE David	
	94 SIMONIA Zuriko			
SWE	2 CARLSBOGARD Jonathan	5 DARJ Max	11 PETTERSSON Daniel	A SVENSSON Tomas
	13 KARLSSON Sebastian Carl Percy	15 WANNE Hampus	16 THULIN Tobias Alexander Gustav	B SOLBERG Glenn
	19 CLAAR Felix	22 PELLAS Lucas	23 LAGERGREN Albin	C APELGREN Michael
	24 GOTTFRIDSSON Jim	28 EDVARDSSON Jonathan	30 MÖLLER Simon	D REIMER RASMUSSEN Tor
	32 BERGENDAHL Oscar	33 SANDELL Lukas	35 NILSSON Andreas	
	49 WALLINIUS Karl			

1st HALF

Match Time	GEO - Georgia	Score	Lead	SWE - Sweden
0:00	12 TSINTSADZE Z Goalkeeper			16 THULIN T Goalkeeper
0:52	18 ARSENASHVILI E Goal centre 6m bottom right (14 ORJONIKIDZE T), 105.20 km/h	1 - 0	+1	
1:06	18 ARSENASHVILI E 7m caused			19 CLAAR F 7m received
1:22		1 - 1	0	22 PELLAS L Goal Penalty shot top right (19 CLAAR F), 96.81 km/h
2:09	14 ORJONIKIDZE T Shot centre 9m blocked			2 CARLSBOGARD J Block
2:19				16 THULIN T Turnover
2:53	10 KBILASHVILI I Turnover			
2:59		1 - 2	-1	5 DARJ M Goal fast break middle left (19 CLAAR F), 97.13 km/h
3:39	11 TSKHOVREBADZE G Shot centre 9m blocked			5 DARJ M Block
4:10		1 - 3	-2	49 WALLINIUS K Goal centre 9m bottom left, 104.46 km/h
4:23	14 ORJONIKIDZE T Goal centre 9m top right, 98.17 km/h	2 - 3	-1	
4:32				13 KARLSSON S Shot fast break saved middle right
5:07	11 TSKHOVREBADZE G Turnover			
5:13		2 - 4	-2	13 KARLSSON S Goal fast break middle right (19 CLAAR F), 86.96 km/h
5:54	14 ORJONIKIDZE T Turnover			5 DARJ M Steal
6:01		2 - 5	-3	13 KARLSSON S Goal fast break middle left (33 SANDELL L), 95.86 km/h
6:40	10 KBILASHVILI I Shot breakthrough saved bottom left			
6:54				49 WALLINIUS K Shot breakthrough saved middle left
7:30		2 - 6	-4	19 CLAAR F Goal left 9m middle left, 110.05 km/h
8:09	11 TSKHOVREBADZE G Shot centre 9m post			
8:17				13 KARLSSON S Technical Fault
8:25	18 ARSENASHVILI E Goal fast break bottom centre (30 ABRAMISHVILI Z), 92.54 km/h	3 - 6	-3	
9:12		3 - 7	-4	33 SANDELL L Goal centre 9m middle left, 110.58 km/h
9:46	11 TSKHOVREBADZE G Turnover			
10:11				35 NILSSON A for 16 THULIN T Empty goal
10:28		3 - 8	-5	49 WALLINIUS K Goal left 9m top right, 118.10 km/h
10:31				16 THULIN T for 22 PELLAS L Goalkeeper back
11:09	10 KBILASHVILI I Technical Fault			
11:20		3 - 9	-6	19 CLAAR F Goal breakthrough top right, 106.44 km/h
11:27	Team timeout			
12:17	10 KBILASHVILI I Turnover			
12:32				35 NILSSON A for 16 THULIN T Empty goal
12:45		3 - 10	-7	19 CLAAR F Goal breakthrough top left, 105.06 km/h
12:48				16 THULIN T for 49 WALLINIUS K Goalkeeper back
13:22	14 ORJONIKIDZE T Shot left 9m saved middle centre			
13:30		3 - 11	-8	13 KARLSSON S Goal fast break top left (19 CLAAR F), 94.13 km/h
14:13	15 GOGOLADZE I Goal right wing middle left (10 KBILASHVILI I), 90.74 km/h	4 - 11	-7	
14:24				35 NILSSON A for 16 THULIN T Empty goal
14:51				16 THULIN T for 49 WALLINIUS K Goalkeeper back
14:51		4 - 12	-8	13 KARLSSON S Goal right wing middle left (19 CLAAR F), 97.04 km/h
15:26	11 TSKHOVREBADZE G Goal breakthrough top right, 115.96 km/h	5 - 12	-7	
15:40				5 DARJ M Shot centre 6m saved bottom centre
16:15	11 TSKHOVREBADZE G Goal centre 9m bottom left, 114.08 km/h	6 - 12	-6	
16:51		6 - 13	-7	23 LAGERGREN A Goal right 6m top left (24 GOTTFRIDSSON J)
17:49	11 TSKHOVREBADZE G Goal left 9m top left, 117.51 km/h	7 - 13	-6	
18:36	3 LAPIASHVILI G 7m caused			32 BERGENDAHL O 7m received
18:50		7 - 14	-7	22 PELLAS L Goal Penalty shot top centre (32 BERGENDAHL O), 102.43 km/h
19:32	10 KBILASHVILI I Turnover			23 LAGERGREN A Steal
19:39		7 - 15	-8	22 PELLAS L Goal fast break bottom right (2 CARLSBOGARD J), 88.80 km/h
20:31	10 KBILASHVILI I Technical Fault			
21:13				49 WALLINIUS K Shot centre 9m saved middle left
21:43	34 GAVASHELISHVILI M Steal			49 WALLINIUS K Turnover

Play by Play
Match No: 27

GEO 26 - 42 SWE
(9 - 23) (17 - 19)

1st HALF

Match Time	GEO - Georgia	Score	Lead	SWE - Sweden
21:54	34 GAVASHELISHVILI M Turnover Fastbreak			13 KARLSSON S Steal
22:01		7 - 16	-9	13 KARLSSON S Goal fast break bottom left, 72.68 km/h
22:33	34 GAVASHELISHVILI M Goal centre 9m bottom right, 100.11 km/h	8 - 16	-8	
23:02		8 - 17	-9	24 GOTTFRIDSSON J Goal centre 9m top left, 124.09 km/h
23:40	14 ORJONIKIDZE T Turnover			
24:00		8 - 18	-10	24 GOTTFRIDSSON J Goal breakthrough bottom right, 109.73 km/h
24:28	34 GAVASHELISHVILI M Goal breakthrough top right, 104.62 km/h	9 - 18	-9	
24:40		9 - 19	-10	23 LAGERGREN A Goal breakthrough middle right, 103.82 km/h
25:27	94 SIMONIA Z Shot centre 9m saved middle centre			
25:48	11 TSKHOVREBADZE G Shot centre 9m saved middle right			
26:02				32 BERGENDAHL O Turnover
26:09	11 TSKHOVREBADZE G Turnover			32 BERGENDAHL O Steal
26:22		9 - 20	-11	13 KARLSSON S Goal fast break middle centre (22 PELLAS L), 92.13 km/h
26:52	24 GOGAVA Z Shot centre 9m saved bottom left			
27:25				32 BERGENDAHL O Technical Fault
28:00	10 KBILASHVILI I Shot centre 9m missed			
28:12		9 - 21	-12	23 LAGERGREN A Goal right 6m top left
28:44	94 SIMONIA Z Turnover			
28:50		9 - 22	-13	22 PELLAS L Goal fast break bottom left (24 GOTTFRIDSSON J), 93.24 km/h
29:16	94 SIMONIA Z Turnover			32 BERGENDAHL O Steal
29:23		9 - 23	-14	13 KARLSSON S Goal fast break bottom left (23 LAGERGREN A), 100.38 km/h
29:53	34 GAVASHELISHVILI M Shot left 9m saved middle centre			
29:58				13 KARLSSON S Technical Fault

2nd HALF

Match Time	GEO - Georgia	Score	Lead	SWE - Sweden
30:00	87 NIKABADZE D Goalkeeper			30 MÖLLER S Goalkeeper
30:40	11 TSKHOVREBADZE G Steal			33 SANDELL L Turnover
30:52	7 RUSTAMOV K Shot fast break post			
31:07	71 DIKHAMINJIA G Goal centre 6m bottom left, 76.73 km/h	10 - 23	-13	
31:32	7 RUSTAMOV K Steal			19 CLAAR F Turnover
31:40	7 RUSTAMOV K Goal individual fast break bottom left, 89.07 km/h	11 - 23	-12	
31:43	24 GOGAVA Z 2-minutes suspension			
31:44				
32:01		11 - 24	-13	11 PETTERSSON D Goal right wing bottom right (33 SANDELL L), 44.56 km/h
32:17	10 KBILASHVILI I for 87 NIKABADZE D Empty goal			
32:41	87 NIKABADZE D for 7 RUSTAMOV K Goalkeeper back			
32:51	18 ARSENASHVILI E Shot centre 6m saved bottom right			
33:15		11 - 25	-14	11 PETTERSSON D Goal right wing bottom left (33 SANDELL L), 109.74 km/h
33:27	10 KBILASHVILI I for 87 NIKABADZE D Empty goal			
33:44				
34:10	11 TSKHOVREBADZE G Goal right 9m top left, 99.93 km/h	12 - 25	-13	
34:27	87 NIKABADZE D for 24 GOGAVA Z Goalkeeper back			
35:08	10 KBILASHVILI I Block			33 SANDELL L Shot right 9m blocked
35:18		12 - 26	-14	19 CLAAR F Goal flying throw bottom right (15 WANNE H), 97.64 km/h
35:49	11 TSKHOVREBADZE G Shot right 9m post			
36:19		12 - 27	-15	5 DARJ M Goal centre 6m middle left (49 WALLINIUS K), 84.29 km/h
36:33	14 ORJONIKIDZE T Turnover			5 DARJ M Steal
36:45		12 - 28	-16	11 PETTERSSON D Goal fast break top left (33 SANDELL L), 80.83 km/h
37:29	10 KBILASHVILI I Shot right 9m blocked			49 WALLINIUS K Block
37:31	71 DIKHAMINJIA G Goal right wing bottom left, 100.06 km/h	13 - 28	-15	
38:23		13 - 29	-16	33 SANDELL L Goal left 9m bottom left, 98.35 km/h
38:57	11 TSKHOVREBADZE G Shot right 9m saved top centre			
39:32		13 - 30	-17	33 SANDELL L Goal left 9m middle left, 116.44 km/h
39:41	12 TSINTSADZE Z for 87 NIKABADZE D Goalkeeper Substitution			
39:45	10 KBILASHVILI I Goal left 6m middle left (34 GAVASHELISHVILI M)	14 - 30	-16	
40:30				15 WANNE H Shot left wing saved middle right
41:19	11 TSKHOVREBADZE G Shot centre 9m saved middle left			
41:29				49 WALLINIUS K Technical Fault
41:34	71 DIKHAMINJIA G Goal fast break top right (18 ARSENASHVILI E), 108.74 km/h	15 - 30	-15	
42:17				5 DARJ M Shot centre 6m saved top centre
42:26	12 TSINTSADZE Z Turnover Fastbreak			
43:01		15 - 31	-16	5 DARJ M Goal centre 6m top right, 77.90 km/h
44:01	18 ARSENASHVILI E Shot centre 6m saved top centre			
44:12	11 TSKHOVREBADZE G 7m caused			49 WALLINIUS K 7m received
44:27				15 WANNE H Penalty shot saved top left

SAT 13 JAN 2024

Start Time: 20:30

Mannheim

Play by Play

Match No: 27

GEO 26 - 42 SWE

(9 - 23) (17 - 19)

2nd HALF

Match Time	GEO - Georgia	Score	Lead	SWE - Sweden
45:28	18 ARSENASHVILI E Goal right 6m middle left (10 KBILASHVILI I)	16 - 31	-15	
45:38		16 - 32	-16	19 CLAAR F Goal fast break bottom centre, 65.27 km/h
46:06	10 KBILASHVILI I Goal centre 9m bottom left, 111.67 km/h	17 - 32	-15	
46:45	11 TSKHOVREBADZE G Steal			24 GOTTFRIDSSON J Turnover
46:53	14 ORJONIKIDZE T Turnover Fastbreak			28 EDVARDSSON J Steal
47:04				11 PETTERSSON D Shot right 6m saved middle left
47:29	11 TSKHOVREBADZE G Shot centre 9m saved top left			
47:37		17 - 33	-16	15 WANNE H Goal fast break top right (11 PETTERSSON D), 112.17 km/h
48:15	10 KBILASHVILI I Shot breakthrough post			
48:39		17 - 34	-17	24 GOTTFRIDSSON J Goal breakthrough bottom left, 103.00 km/h
48:46	Team timeout			
49:25	18 ARSENASHVILI E Goal right 6m bottom right (10 KBILASHVILI I)	18 - 34	-16	
49:49		18 - 35	-17	11 PETTERSSON D Goal right wing top right (28 EDVARDSSON J), 93.16 km/h
50:25	10 KBILASHVILI I Turnover			23 LAGERGREN A Steal
50:32		18 - 36	-18	11 PETTERSSON D Goal fast break top left (30 MÖLLER S), 103.24 km/h
51:05	14 ORJONIKIDZE T Goal left 9m top right, 109.19 km/h	19 - 36	-17	
51:28	18 ARSENASHVILI E 7m caused			35 NILSSON A 7m received
51:42		19 - 37	-18	15 WANNE H Goal Penalty shot middle left (35 NILSSON A), 102.99 km/h
52:30	14 ORJONIKIDZE T Goal left 9m top right (11 TSKHOVREBADZE G), 111.42 km/h	20 - 37	-17	
53:04				23 LAGERGREN A Shot right 6m post
53:39	18 ARSENASHVILI E Goal right 6m bottom left (11 TSKHOVREBADZE G)	21 - 37	-16	
53:48	14 ORJONIKIDZE T Steal			24 GOTTFRIDSSON J Turnover
53:55	71 DIKHAMINJIA G Goal fast break bottom centre (14 ORJONIKIDZE T), 41.50 km/h	22 - 37	-15	
54:04				11 PETTERSSON D Shot right wing post
54:37	18 ARSENASHVILI E Goal right 6m bottom centre	23 - 37	-14	
54:46				24 GOTTFRIDSSON J Shot left 9m saved middle left
55:17	24 GOGAVA Z Turnover			
55:23		23 - 38	-15	23 LAGERGREN A Goal fast break bottom left (2 CARLSBOGARD J), 89.97 km/h
55:58	10 KBILASHVILI I Shot centre 9m saved top left			
56:06		23 - 39	-16	35 NILSSON A Goal fast break bottom left, 90.25 km/h
56:48	9 ARESHIDZE G Turnover			23 LAGERGREN A Steal
56:56		23 - 40	-17	35 NILSSON A Goal fast break top right (15 WANNE H), 111.17 km/h
57:35	24 GOGAVA Z 7m received			11 PETTERSSON D 7m caused
57:35				11 PETTERSSON D 2-minutes suspension
57:35	11 TSKHOVREBADZE G Goal Penalty shot top right (24 GOGAVA Z), 113.23 km/h	24 - 40	-16	
57:36				
57:50				13 KARLSSON S for 30 MÖLLER S Empty goal
58:13				24 GOTTFRIDSSON J Shot breakthrough saved bottom left
58:16				30 MÖLLER S for 13 KARLSSON S Goalkeeper back
58:23	24 GOGAVA Z Goal left 6m bottom left (71 DIKHAMINJIA G)	25 - 40	-15	
58:32				13 KARLSSON S for 30 MÖLLER S Empty goal
58:52	18 ARSENASHVILI E 7m caused			24 GOTTFRIDSSON J 7m received
58:52				30 MÖLLER S for 13 KARLSSON S Goalkeeper back
58:52	87 NIKABADZE D for 12 TSINTSADZE Z Goalkeeper Substitution			
58:52	18 ARSENASHVILI E 2-minutes suspension			
58:52		25 - 41	-16	15 WANNE H Goal Penalty shot bottom right (24 GOTTFRIDSSON J), 111.90 km/h
58:53				
59:12	9 ARESHIDZE G for 87 NIKABADZE D Empty goal			
59:28	71 DIKHAMINJIA G Goal right 6m bottom right	26 - 41	-15	
59:32		26 - 42	-16	2 CARLSBOGARD J Goal empty goal middle centre, 117.17 km/h
59:32	12 TSINTSADZE Z for 9 ARESHIDZE G Goalkeeper back			
59:36				
59:47	9 ARESHIDZE G for 12 TSINTSADZE Z Empty goal			
59:47	3 LAPIASHVILI G 7m received			2 CARLSBOGARD J 7m caused
59:47				2 CARLSBOGARD J 2-minutes suspension
59:47	12 TSINTSADZE Z for 7 RUSTAMOV K Goalkeeper back			
59:47	11 TSKHOVREBADZE G Penalty shot saved middle left			
59:48				
60:00	34 GAVASHELISHVILI M Steal			30 MÖLLER S Turnover

Empty Goal Analysis

Match No: 27

GEO 26 - 42 SWE

(9 - 23) (17 - 19)

Referees: PAVICEVIC Ivan (MNE) / RAZNATOVIC Milos (MNE)

ATTACKS DURING OWN EMPTY GOAL SITUATION

Players on Court	Attacks		Goals		Saves		Missed		Blocked		Post		Turnovers		Scoring Efficiency		Goals Against	
	GEO	SWE	GEO	SWE	GEO	SWE	GEO	SWE	GEO	SWE	GEO	SWE	GEO	SWE	GEO	SWE	GEO	SWE
7 Against 6	1	3	1	3											100	100		
6 Against 6	1	1			1	1									0	0		
Others	1		1												100		1	
Total:	3	4	2	3	1	1									67	75	1	1

GOALS/ATTACKS DURING OWN EMPTY GOAL SITUATION - ANALYSIS OF OCCURRENCE (in 5 min intervals)

Players on Court	1st Half												
	0-5		5-10		10-15		15-20		20-25		25-30		
	GEO	SWE	GEO	SWE	GEO	SWE	GEO	SWE	GEO	SWE	GEO	SWE	
7 Against 6													
6 Against 6													
Others													
Total:													

Players on Court	2nd Half											
	30-35		35-40		40-45		45-50		50-55		55-60	
	GEO	SWE	GEO	SWE	GEO	SWE	GEO	SWE	GEO	SWE	GEO	SWE
7 Against 6	1/1											
6 Against 6	0/1											0/1
Others											1/1	
Total:	1/2										1/1	0/1

GOALS/ATTACKS DURING OWN EMPTY GOAL SITUATION - ANALYSIS BY DURATION

Team	<15 sec.	15-30 sec.	30-45 sec.	45-60 sec.	>60 sec.
GEO		1/1	1/2		
SWE	1/1	2/3			

SUBSTITUTION SUMMARY

Players	GEO	SWE
Goalkeeper <-> Goalkeeper	2	0
Court Player <-> Goalkeeper	8	10
Court Player <-> Court Player	65	56
Total:	75	66

Line-Up Analysis

Match No: 27

Mannheim

Attendance: 13.293

GEO 26 - 42 SWE

GEO - Georgia

Lineup efficiency		Time Played										GF	GA
10 KBILASHVILI I	11 TSKHOVREBADZE G	12 TSINTSADZE Z	14 ORJONIKIDZE T	15 GOGOLADZE I	18 ARSENASHVILI E	30 ABRAMISHVILI Z	8:58	3	3				
7 RUSTAMOV K	10 KBILASHVILI I	11 TSKHOVREBADZE G	12 TSINTSADZE Z	14 ORJONIKIDZE T	18 ARSENASHVILI E	71 DIKHAMINJIA G	6:05	6	4				
10 KBILASHVILI I	12 TSINTSADZE Z	14 ORJONIKIDZE T	15 GOGOLADZE I	18 ARSENASHVILI E	30 ABRAMISHVILI Z	34 GAVASHELISHVILI M	4:39	0	8				
7 RUSTAMOV K	10 KBILASHVILI I	11 TSKHOVREBADZE G	12 TSINTSADZE Z	18 ARSENASHVILI E	34 GAVASHELISHVILI M	71 DIKHAMINJIA G	4:26	2	1				
3 LAPIASHVILI G	10 KBILASHVILI I	12 TSINTSADZE Z	14 ORJONIKIDZE T	15 GOGOLADZE I	30 ABRAMISHVILI Z	34 GAVASHELISHVILI M	4:13	0	4				
3 LAPIASHVILI G	10 KBILASHVILI I	11 TSKHOVREBADZE G	12 TSINTSADZE Z	14 ORJONIKIDZE T	15 GOGOLADZE I	30 ABRAMISHVILI Z	4:12	4	1				
7 RUSTAMOV K	11 TSKHOVREBADZE G	12 TSINTSADZE Z	14 ORJONIKIDZE T	18 ARSENASHVILI E	34 GAVASHELISHVILI M	71 DIKHAMINJIA G	2:25	1	1				
7 RUSTAMOV K	10 KBILASHVILI I	11 TSKHOVREBADZE G	14 ORJONIKIDZE T	18 ARSENASHVILI E	71 DIKHAMINJIA G	87 NIKABADZE D	2:20	1	2				
7 RUSTAMOV K	11 TSKHOVREBADZE G	14 ORJONIKIDZE T	24 GOGAVA Z	34 GAVASHELISHVILI M	71 DIKHAMINJIA G	87 NIKABADZE D	2:17	2	1				
7 RUSTAMOV K	10 KBILASHVILI I	11 TSKHOVREBADZE G	12 TSINTSADZE Z	18 ARSENASHVILI E	24 GOGAVA Z	71 DIKHAMINJIA G	1:58	1	2				
10 KBILASHVILI I	11 TSKHOVREBADZE G	12 TSINTSADZE Z	15 GOGOLADZE I	18 ARSENASHVILI E	30 ABRAMISHVILI Z	94 SIMONIA Z	1:49	0	3				
7 RUSTAMOV K	11 TSKHOVREBADZE G	14 ORJONIKIDZE T	18 ARSENASHVILI E	34 GAVASHELISHVILI M	71 DIKHAMINJIA G	87 NIKABADZE D	1:44	0	2				
3 LAPIASHVILI G	11 TSKHOVREBADZE G	12 TSINTSADZE Z	14 ORJONIKIDZE T	15 GOGOLADZE I	30 ABRAMISHVILI Z	34 GAVASHELISHVILI M	1:39	1	1				
7 RUSTAMOV K	10 KBILASHVILI I	11 TSKHOVREBADZE G	14 ORJONIKIDZE T	18 ARSENASHVILI E	24 GOGAVA Z	71 DIKHAMINJIA G	1:24	1	0				
3 LAPIASHVILI G	11 TSKHOVREBADZE G	12 TSINTSADZE Z	15 GOGOLADZE I	24 GOGAVA Z	30 ABRAMISHVILI Z	34 GAVASHELISHVILI M	1:21	1	2				
3 LAPIASHVILI G	11 TSKHOVREBADZE G	12 TSINTSADZE Z	15 GOGOLADZE I	24 GOGAVA Z	30 ABRAMISHVILI Z	94 SIMONIA Z	1:19	0	0				
11 TSKHOVREBADZE G	12 TSINTSADZE Z	15 GOGOLADZE I	18 ARSENASHVILI E	24 GOGAVA Z	30 ABRAMISHVILI Z	94 SIMONIA Z	1:15	0	1				
7 RUSTAMOV K	10 KBILASHVILI I	11 TSKHOVREBADZE G	18 ARSENASHVILI E	34 GAVASHELISHVILI M	71 DIKHAMINJIA G	87 NIKABADZE D	1:10	0	1				
7 RUSTAMOV K	12 TSINTSADZE Z	18 ARSENASHVILI E	21 DARSANIA S	24 GOGAVA Z	34 GAVASHELISHVILI M	71 DIKHAMINJIA G	1:07	1	0				
7 RUSTAMOV K	10 KBILASHVILI I	12 TSINTSADZE Z	14 ORJONIKIDZE T	18 ARSENASHVILI E	34 GAVASHELISHVILI M	71 DIKHAMINJIA G	1:01	0	1				
7 RUSTAMOV K	9 ARESHIDZE G	11 TSKHOVREBADZE G	12 TSINTSADZE Z	18 ARSENASHVILI E	24 GOGAVA Z	71 DIKHAMINJIA G	0:58	0	1				
7 RUSTAMOV K	11 TSKHOVREBADZE G	12 TSINTSADZE Z	18 ARSENASHVILI E	24 GOGAVA Z	34 GAVASHELISHVILI M	71 DIKHAMINJIA G	0:41	0	0				
10 KBILASHVILI I	11 TSKHOVREBADZE G	12 TSINTSADZE Z	15 GOGOLADZE I	18 ARSENASHVILI E	30 ABRAMISHVILI Z	34 GAVASHELISHVILI M	0:35	0	0				
11 TSKHOVREBADZE G	14 ORJONIKIDZE T	18 ARSENASHVILI E	24 GOGAVA Z	34 GAVASHELISHVILI M	71 DIKHAMINJIA G	87 NIKABADZE D	0:28	0	1				
7 RUSTAMOV K	9 ARESHIDZE G	12 TSINTSADZE Z	18 ARSENASHVILI E	21 DARSANIA S	24 GOGAVA Z	71 DIKHAMINJIA G	0:20	0	0				
3 LAPIASHVILI G	7 RUSTAMOV K	9 ARESHIDZE G	12 TSINTSADZE Z	18 ARSENASHVILI E	21 DARSANIA S	24 GOGAVA Z	0:20	1	1				
3 LAPIASHVILI G	7 RUSTAMOV K	12 TSINTSADZE Z	18 ARSENASHVILI E	21 DARSANIA S	24 GOGAVA Z	71 DIKHAMINJIA G	0:15	0	0				
10 KBILASHVILI I	11 TSKHOVREBADZE G	14 ORJONIKIDZE T	18 ARSENASHVILI E	24 GOGAVA Z	71 DIKHAMINJIA G	87 NIKABADZE D	0:14	0	0				
7 RUSTAMOV K	18 ARSENASHVILI E	21 DARSANIA S	24 GOGAVA Z	34 GAVASHELISHVILI M	71 DIKHAMINJIA G	87 NIKABADZE D	0:14	0	1				
7 RUSTAMOV K	11 TSKHOVREBADZE G	12 TSINTSADZE Z	18 ARSENASHVILI E	21 DARSANIA S	24 GOGAVA Z	71 DIKHAMINJIA G	0:10	1	0				
3 LAPIASHVILI G	11 TSKHOVREBADZE G	12 TSINTSADZE Z	18 ARSENASHVILI E	21 DARSANIA S	24 GOGAVA Z	71 DIKHAMINJIA G	0:10	0	0				
3 LAPIASHVILI G	7 RUSTAMOV K	18 ARSENASHVILI E	21 DARSANIA S	24 GOGAVA Z	71 DIKHAMINJIA G	87 NIKABADZE D	0:06	0	0				
7 RUSTAMOV K	11 TSKHOVREBADZE G	14 ORJONIKIDZE T	18 ARSENASHVILI E	24 GOGAVA Z	71 DIKHAMINJIA G	87 NIKABADZE D	0:04	0	0				
3 LAPIASHVILI G	12 TSINTSADZE Z	18 ARSENASHVILI E	21 DARSANIA S	24 GOGAVA Z	34 GAVASHELISHVILI M	71 DIKHAMINJIA G	0:03	0	0				

Score development		Time Played										G Diff.	
3 LAPIASHVILI G	10 KBILASHVILI I	11 TSKHOVREBADZE G	12 TSINTSADZE Z	14 ORJONIKIDZE T	15 GOGOLADZE I	30 ABRAMISHVILI Z	4:12		+3				
7 RUSTAMOV K	10 KBILASHVILI I	11 TSKHOVREBADZE G	12 TSINTSADZE Z	14 ORJONIKIDZE T	18 ARSENASHVILI E	71 DIKHAMINJIA G	6:05		+2				
7 RUSTAMOV K	11 TSKHOVREBADZE G	12 TSINTSADZE Z	18 ARSENASHVILI E	21 DARSANIA S	24 GOGAVA Z	71 DIKHAMINJIA G	0:10		+1				
7 RUSTAMOV K	12 TSINTSADZE Z	18 ARSENASHVILI E	21 DARSANIA S	24 GOGAVA Z	34 GAVASHELISHVILI M	71 DIKHAMINJIA G	1:07		+1				
7 RUSTAMOV K	10 KBILASHVILI I	11 TSKHOVREBADZE G	14 ORJONIKIDZE T	18 ARSENASHVILI E	24 GOGAVA Z	71 DIKHAMINJIA G	1:24		+1				
7 RUSTAMOV K	11 TSKHOVREBADZE G	14 ORJONIKIDZE T	24 GOGAVA Z	34 GAVASHELISHVILI M	71 DIKHAMINJIA G	87 NIKABADZE D	2:17		+1				
7 RUSTAMOV K	10 KBILASHVILI I	11 TSKHOVREBADZE G	12 TSINTSADZE Z	18 ARSENASHVILI E	34 GAVASHELISHVILI M	71 DIKHAMINJIA G	4:26		+1				
3 LAPIASHVILI G	12 TSINTSADZE Z	18 ARSENASHVILI E	21 DARSANIA S	24 GOGAVA Z	34 GAVASHELISHVILI M	71 DIKHAMINJIA G	0:03		0				
7 RUSTAMOV K	11 TSKHOVREBADZE G	14 ORJONIKIDZE T	18 ARSENASHVILI E	24 GOGAVA Z	71 DIKHAMINJIA G	87 NIKABADZE D	0:04		0				
3 LAPIASHVILI G	7 RUSTAMOV K	18 ARSENASHVILI E	21 DARSANIA S	24 GOGAVA Z	71 DIKHAMINJIA G	87 NIKABADZE D	0:06		0				
3 LAPIASHVILI G	11 TSKHOVREBADZE G	12 TSINTSADZE Z	18 ARSENASHVILI E	21 DARSANIA S	24 GOGAVA Z	71 DIKHAMINJIA G	0:10		0				
10 KBILASHVILI I	11 TSKHOVREBADZE G	14 ORJONIKIDZE T	18 ARSENASHVILI E	24 GOGAVA Z	71 DIKHAMINJIA G	87 NIKABADZE D	0:14		0				
3 LAPIASHVILI G	7 RUSTAMOV K	12 TSINTSADZE Z	18 ARSENASHVILI E	21 DARSANIA S	24 GOGAVA Z	71 DIKHAMINJIA G	0:15		0				
7 RUSTAMOV K	9 ARESHIDZE G	12 TSINTSADZE Z	18 ARSENASHVILI E	21 DARSANIA S	24 GOGAVA Z	71 DIKHAMINJIA G	0:20		0				
3 LAPIASHVILI G	7 RUSTAMOV K	9 ARESHIDZE G	18 ARSENASHVILI E	21 DARSANIA S	24 GOGAVA Z	71 DIKHAMINJIA G	0:20		0				
10 KBILASHVILI I	11 TSKHOVREBADZE G	12 TSINTSADZE Z	15 GOGOLADZE I	18 ARSENASHVILI E	30 ABRAMISHVILI Z	34 GAVASHELISHVILI M	0:35		0				
7 RUSTAMOV K	11 TSKHOVREBADZE G	12 TSINTSADZE Z	18 ARSENASHVILI E	24 GOGAVA Z	34 GAVASHELISHVILI M	71 DIKHAMINJIA G	0:41		0				
3 LAPIASHVILI G	11 TSKHOVREBADZE G	12 TSINTSADZE Z	15 GOGOLADZE I	24 GOGAVA Z	30 ABRAMISHVILI Z	94 SIMONIA Z	1:19		0				
3 LAPIASHVILI G	11 TSKHOVREBADZE G	12 TSINTSADZE Z	14 ORJONIKIDZE T	15 GOGOLADZE I	30 ABRAMISHVILI Z	34 GAVASHELISHVILI M	1:39		0				
7 RUSTAMOV K	11 TSKHOVREBADZE G	12 TSINTSADZE Z	14 ORJONIKIDZE T	18 ARSENASHVILI E	34 GAVASHELISHVILI M	71 DIKHAMINJIA G	2:25		0				
10 KBILASHVILI I	11 TSKHOVREBADZE G	12 TSINTSADZE Z	14 ORJONIKIDZE T	15 GOGOLADZE I	18 ARSENASHVILI E	30 ABRAMISHVILI Z	8:58		0				
7 RUSTAMOV K	18 ARSENASHVILI E	21 DARSANIA S	24 GOGAVA Z	34 GAVASHELISHVILI M	71 DIKHAMINJIA G	87 NIKABADZE D	0:14		-1				
11 TSKHOVREBADZE G	14 ORJONIKIDZE T	18 ARSENASHVILI E	24 GOGAVA Z	34 GAVASHELISHVILI M	71 DIKHAMINJIA G	87 NIKABADZE D	0:28		-1				
7 RUSTAMOV K	9 ARESHIDZE G	11 TSKHOVREBADZE G	12 TSINTSADZE Z	18 ARSENASHVILI E	24 GOGAVA Z	71 DIKHAMINJIA G	0:58		-1				
7 RUSTAMOV K	10 KBILASHVILI I	12 TSINTSADZE Z	14 ORJONIKIDZE T	18 ARSENASHVILI E	34 GAVASHELISHVILI M	71 DIKHAMINJIA G	1:01		-1				
7 RUSTAMOV K	10 KBILASHVILI I	11 TSKHOVREBADZE G	18 ARSENASHVILI E	34 GAVASHELISHVILI M	71 DIKHAMINJIA G	87 NIKABADZE D	1:10		-1				
11 TSKHOVREBADZE G	12 TSINTSADZE Z	15 GOGOLADZE I	18 ARSENASHVILI E	24 GOGAVA Z	30 ABRAMISHVILI Z	94 SIMONIA Z	1:15		-1				
3 LAPIASHVILI G	11 TSKHOVREBADZE G	12 TSINTSADZE Z	15 GOGOLADZE I	24 GOGAVA Z	30 ABRAMISHVILI Z	34 GAVASHELISHVILI M	1:21		-1				
7 RUSTAMOV K	10 KBILASHVILI I	11 TSKHOVREBADZE G	12 TSINTSADZE Z	18 ARSENASHVILI E	24 GOGAVA Z	71 DIKHAMINJIA G	1:58		-1				
7 RUSTAMOV K	10 KBILASHVILI I	11 TSKHOVREBADZE G	14 ORJONIKIDZE T	18 ARSENASHVILI E	71 DIKHAMINJIA G	87 NIKABADZE D	2:20		-1				
7 RUSTAMOV K	11 TSKHOVREBADZE G	14 ORJONIKIDZE T	18 ARSENASHVILI E	34 GAVASHELISHVILI M	71 DIKHAMINJIA G	87 NIKABADZE D	1:44		-2				
10 KBILASHVILI I	11 TSKHOVREBADZE G	12 TSINTSADZE Z	15 GOGOLADZE I	18 ARSENASHVILI E	30 ABRAMISHVILI Z	94 SIMONIA Z	1:49		-3				
3 LAPIASHVILI G	10 KBILASHVILI I	12 TSINTSADZE Z	14 ORJONIKIDZE T	15 GOGOLADZE I	30 ABRAMISHVILI Z	34 GAVASHELISHVILI M	4:13		-4				



MEN'S EUROPEAN HANDBALL CHAMPIONSHIP
EHF EURO 2024

Preliminary Round - Group E



MEN'S EHF EURO 2024

GERMANY
 10-28 JANUARY

SAT 13 JAN 2024
 Start Time: 20:30

Line-Up Analysis

Match No: 27

GEO 26 - 42 SWE

Mannheim

Attendance: 13.293

GEO - Georgia

Score development								Time Played	G Diff.
10 KBILASHVILI I	12 TSINTSADZE Z	14 ORJONIKIDZE T	15 GOGOLADZE I	18 ARSENASHVILI E	30 ABRAMISHVILI Z	34 GAVASHELISHVILI M		4:39	-8

Empty Net								Time Played	GF	GA
7 RUSTAMOV K	10 KBILASHVILI I	11 TSKHOVREBADZE G	14 ORJONIKIDZE T	18 ARSENASHVILI E	24 GOGAVA Z	71 DIKHAMINJIA G		1:24	1	0
3 LAPIASHVILI G	7 RUSTAMOV K	9 ARESHIDZE G	18 ARSENASHVILI E	21 DARSANIA S	24 GOGAVA Z	71 DIKHAMINJIA G		0:20	1	1

Line-Up Analysis

Match No: 27

Mannheim

Attendance: 13.293

GEO 26 - 42 SWE

SWE - Sweden

Lineup efficiency							Time Played	GF	GA
5 DARJ M	11 PETTERSSON D	15 WANNE H	19 CLAAAR F	30 MÖLLER S	33 SANDELL L	49 WALLINIUS K	14:35	8	8
2 CARLSBOGARD J	5 DARJ M	13 KARLSSON S	16 THULIN T	19 CLAAAR F	22 PELLAS L	33 SANDELL L	11:15	5	6
2 CARLSBOGARD J	13 KARLSSON S	16 THULIN T	22 PELLAS L	23 LAGERGREN A	24 GOTTFRIDSSON J	32 BERGENDAHL O	10:12	8	3
2 CARLSBOGARD J	11 PETTERSSON D	15 WANNE H	23 LAGERGREN A	24 GOTTFRIDSSON J	30 MÖLLER S	35 NILSSON A	9:58	6	8
5 DARJ M	13 KARLSSON S	16 THULIN T	19 CLAAAR F	22 PELLAS L	33 SANDELL L	49 WALLINIUS K	3:32	4	0
13 KARLSSON S	16 THULIN T	22 PELLAS L	23 LAGERGREN A	24 GOTTFRIDSSON J	32 BERGENDAHL O	49 WALLINIUS K	3:17	3	0
5 DARJ M	11 PETTERSSON D	15 WANNE H	19 CLAAAR F	28 EDVARDSSON J	30 MÖLLER S	33 SANDELL L	1:55	1	0
11 PETTERSSON D	15 WANNE H	23 LAGERGREN A	24 GOTTFRIDSSON J	28 EDVARDSSON J	30 MÖLLER S	35 NILSSON A	1:22	2	0
5 DARJ M	13 KARLSSON S	19 CLAAAR F	22 PELLAS L	33 SANDELL L	35 NILSSON A	49 WALLINIUS K	1:03	2	0
2 CARLSBOGARD J	11 PETTERSSON D	13 KARLSSON S	15 WANNE H	23 LAGERGREN A	24 GOTTFRIDSSON J	30 MÖLLER S	0:49	2	1
2 CARLSBOGARD J	11 PETTERSSON D	13 KARLSSON S	15 WANNE H	23 LAGERGREN A	24 GOTTFRIDSSON J	35 NILSSON A	0:46	0	0
2 CARLSBOGARD J	5 DARJ M	13 KARLSSON S	16 THULIN T	19 CLAAAR F	33 SANDELL L	35 NILSSON A	0:24	0	0
2 CARLSBOGARD J	13 KARLSSON S	15 WANNE H	23 LAGERGREN A	24 GOTTFRIDSSON J	30 MÖLLER S	35 NILSSON A	0:19	0	0
11 PETTERSSON D	13 KARLSSON S	15 WANNE H	24 GOTTFRIDSSON J	28 EDVARDSSON J	30 MÖLLER S	35 NILSSON A	0:16	0	0
5 DARJ M	13 KARLSSON S	16 THULIN T	19 CLAAAR F	22 PELLAS L	33 SANDELL L	35 NILSSON A	0:09	1	0
5 DARJ M	13 KARLSSON S	16 THULIN T	19 CLAAAR F	33 SANDELL L	35 NILSSON A	49 WALLINIUS K	0:08	0	0

Score development							Time Played	G Diff.
2 CARLSBOGARD J	13 KARLSSON S	16 THULIN T	22 PELLAS L	23 LAGERGREN A	24 GOTTFRIDSSON J	32 BERGENDAHL O	10:12	+5
5 DARJ M	13 KARLSSON S	16 THULIN T	19 CLAAAR F	22 PELLAS L	33 SANDELL L	49 WALLINIUS K	3:32	+4
13 KARLSSON S	16 THULIN T	22 PELLAS L	23 LAGERGREN A	24 GOTTFRIDSSON J	32 BERGENDAHL O	49 WALLINIUS K	3:17	+3
5 DARJ M	13 KARLSSON S	19 CLAAAR F	22 PELLAS L	33 SANDELL L	35 NILSSON A	49 WALLINIUS K	1:03	+2
11 PETTERSSON D	15 WANNE H	23 LAGERGREN A	24 GOTTFRIDSSON J	28 EDVARDSSON J	30 MÖLLER S	35 NILSSON A	1:22	+2
5 DARJ M	13 KARLSSON S	16 THULIN T	19 CLAAAR F	22 PELLAS L	33 SANDELL L	35 NILSSON A	0:09	+1
2 CARLSBOGARD J	11 PETTERSSON D	13 KARLSSON S	15 WANNE H	23 LAGERGREN A	24 GOTTFRIDSSON J	30 MÖLLER S	0:49	+1
5 DARJ M	11 PETTERSSON D	15 WANNE H	19 CLAAAR F	28 EDVARDSSON J	30 MÖLLER S	33 SANDELL L	1:55	+1
5 DARJ M	13 KARLSSON S	16 THULIN T	19 CLAAAR F	33 SANDELL L	35 NILSSON A	49 WALLINIUS K	0:08	0
11 PETTERSSON D	13 KARLSSON S	15 WANNE H	24 GOTTFRIDSSON J	28 EDVARDSSON J	30 MÖLLER S	35 NILSSON A	0:16	0
2 CARLSBOGARD J	13 KARLSSON S	15 WANNE H	23 LAGERGREN A	24 GOTTFRIDSSON J	30 MÖLLER S	35 NILSSON A	0:19	0
2 CARLSBOGARD J	5 DARJ M	13 KARLSSON S	16 THULIN T	19 CLAAAR F	33 SANDELL L	35 NILSSON A	0:24	0
2 CARLSBOGARD J	11 PETTERSSON D	13 KARLSSON S	15 WANNE H	23 LAGERGREN A	24 GOTTFRIDSSON J	35 NILSSON A	0:46	0
5 DARJ M	11 PETTERSSON D	15 WANNE H	19 CLAAAR F	30 MÖLLER S	33 SANDELL L	49 WALLINIUS K	14:35	0
2 CARLSBOGARD J	5 DARJ M	13 KARLSSON S	16 THULIN T	19 CLAAAR F	22 PELLAS L	33 SANDELL L	11:15	-1
2 CARLSBOGARD J	11 PETTERSSON D	15 WANNE H	23 LAGERGREN A	24 GOTTFRIDSSON J	30 MÖLLER S	35 NILSSON A	9:58	-2

Empty Net							Time Played	GF	GA
5 DARJ M	13 KARLSSON S	19 CLAAAR F	22 PELLAS L	33 SANDELL L	35 NILSSON A	49 WALLINIUS K	1:03	2	0
2 CARLSBOGARD J	11 PETTERSSON D	13 KARLSSON S	15 WANNE H	23 LAGERGREN A	24 GOTTFRIDSSON J	35 NILSSON A	0:46	0	0

Legend:
G Diff. Goals Difference