

Start List

Match No: 64

ISL - CRO

Referees: MARÍN Andreu (ESP) / GARCIA Ignacio (ESP)
Reserve: KONJICANIN Dino (BIH) / KONJICANIN Amar (BIH)
EHF Observer: KONOPLASTYI Viktor (UKR)

EHF Supervisor: COHEN Shlomo (ISR)
Timekeeper: JOCHUMSEN Jan Kirk (DEN)
Scorekeeper: MATHIASSEN Henrik (DEN)

ISL - Iceland

| No. | Name | Pos. | Height m | Int. Matches | | Competition Statistics | | | | | | | |
|------------------|---------------------------|--------------------------|----------|-------------------|-----|------------------------|----|-----|----|------|----|----|-----|
| | | | | MP | G | MP | G | 7mG | YC | 2Min | RC | S | 7mS |
| 1 | GÚSTAVSSON Björgvin Páll | GK | 1.93 | 295 | 26 | 8 | | | | | | 4 | |
| 16 | HALLGRÍMSSON Viktor Gísli | GK | 2.04 | 82 | 2 | 8 | | | | | | 72 | 7 |
| 2 | RIKHARÐSSON Óðinn | RW | 1.83 | 66 | 208 | 8 | 30 | | | 1 | | | |
| 3 | SMÁRASON Janus Daði | CB | 1.84 | 108 | 205 | 8 | 28 | | | | 5 | | |
| 7 | KRISTJÁNSSON Viggó | RB | 1.87 | 81 | 248 | 8 | 29 | 12 | | 1 | | | |
| 8 | ELISSON Bjarki Már | LW | 1.90 | 136 | 441 | 8 | 15 | | | 1 | | | |
| 10 | KRISTJÁNSSON Gísli | CB | 1.91 | 83 | 199 | 8 | 28 | | | | 2 | | |
| 11 | GÍSLASON Ymir Örn | P | 1.96 | 116 | 48 | 8 | | | 2 | 6 | 1 | | |
| 14 | MAGNÚSSON Ómar Ingi | RB | 1.86 | 102 | 384 | 8 | 43 | 18 | 1 | 2 | | | |
| 15 | GUNNARSSON Thorsteinn Leó | LB | 2.08 | 24 | 39 | 5 | | | | | | | |
| 18 | VIÐARSSON Elliði | P | 1.94 | 72 | 168 | 8 | 30 | | | 6 | | | |
| 19 | THORKESSON Orrri Freyr | LW | 1.84 | 40 | 142 | 8 | 36 | 11 | | | | | |
| 21 | ARNARSSON Arnar | P | 2.01 | 115 | 120 | 8 | 5 | | | | | | |
| 22 | GUÐJÓNSSON Sigvaldi | RW | 1.92 | 0 | 0 | | | | | | | | |
| 25 | THRÁSTARSON Haukur | CB | 1.93 | 55 | 76 | 8 | 12 | | | | | | |
| 27 | ÓLAFSSON Einar | LB | 2.00 | 33 | 8 | 6 | 1 | | | | | | |
| (NN) | ASGEIRSSON Elvar | CB | 1.94 | 21 | 24 | | | | | | | | |
| (NN) | EINARSSON Teitur Örn | RB | 1.90 | 56 | 48 | 8 | 2 | | | | | | |
| Headcoach | | GUÐJÓNSSON Snorri Steinn | | Bench/Team | | | | | | | | 5 | |

| ISL Played | | |
|------------|-----|--------|
| PR | ITA | 39- 26 |
| PR | POL | 31- 23 |
| PR | HUN | 24- 23 |
| MR | CRO | 29- 30 |
| MR | SWE | 35- 27 |
| MR | SUI | 38- 38 |
| MR | SLO | 39- 31 |
| SF | DEN | 28- 31 |

CRO - Croatia

| No. | Name | Pos. | Height m | Int. Matches | | Competition Statistics | | | | | | | |
|------------------|--------------------|------------------------|----------|-------------------|-----|------------------------|----|-----|----|------|----|----|-----|
| | | | | MP | G | MP | G | 7mG | YC | 2Min | RC | S | 7mS |
| 12 | MANDIĆ Matej | GK | 2.04 | 43 | 3 | 6 | 1 | | | | | 14 | 3 |
| 43 | SLAVIĆ Dino | GK | 1.85 | 12 | 0 | 2 | | | | | | 2 | 2 |
| 6 | ŠOŠTARIĆ Mario | RW | 1.93 | 55 | 213 | 8 | 28 | 14 | 1 | 3 | | | |
| 9 | KLARIĆ Luka Lovre | RB | 1.98 | 53 | 127 | 6 | 16 | | | 1 | | | |
| 14 | ČEŠKO Diano | LB | 1.96 | 7 | 9 | 2 | 1 | | | | | | |
| 20 | MARAŠ Mateo | RB | 2.03 | 54 | 92 | 7 | 8 | | | 2 | | | |
| 23 | RAUŽAN Zlatko | P | 1.89 | 10 | 22 | 7 | 18 | | | | | | |
| 30 | MAMIĆ Marko | LB | 2.02 | 114 | 123 | 8 | | | 1 | 5 | | | |
| 33 | ČINDRIĆ Luka | CB | 1.81 | 136 | 370 | 8 | 16 | | | 1 | | | |
| 39 | MANDIĆ David | LW | 1.87 | 72 | 167 | 8 | 18 | | | 2 | | | |
| 41 | LUCIĆ Tin | CB | 1.96 | 63 | 173 | 8 | 30 | 2 | | 1 | | | |
| 51 | MARTINOVIĆ Ivan | RB | 1.94 | 74 | 343 | 8 | 35 | | | 1 | | | |
| 52 | ŠUŠNJA Leon | P | 2.04 | 50 | 24 | 8 | | | | 3 | | | |
| 57 | GLAVAŠ Filip | RW | 1.83 | 70 | 223 | 8 | 14 | | | 1 | | | |
| 62 | JELINIĆ Marin | LW | 1.94 | 66 | 160 | 8 | 7 | | | 1 | | | |
| 93 | NACINOVIĆ Veron | P | 2.04 | 54 | 106 | 6 | 8 | | | 3 | | | |
| (NN) | KUZMANOVIĆ Dominik | GK | 1.93 | 53 | 5 | 8 | 1 | | | | | 54 | 4 |
| (NN) | PAVLOVIĆ Ivano | CB | 1.90 | 17 | 21 | 3 | 1 | | | | | | |
| (NN) | ŠIMIĆ Josip | P | 1.94 | 18 | 18 | 3 | 4 | | | 3 | | | |
| (NN) | SRNA Zvonimir | LB | 2.02 | 56 | 150 | 6 | 28 | | | 3 | | | |
| Headcoach | | SIGURÐSSON Dagur (ISL) | | Bench/Team | | | | | | | | 4 | |

| CRO Played | | |
|------------|-----|--------|
| PR | GEO | 32- 29 |
| PR | NED | 35- 29 |
| PR | SWE | 25- 33 |
| MR | ISL | 30- 29 |
| MR | SUI | 28- 24 |
| MR | SLO | 29- 25 |
| MR | HUN | 27- 25 |
| SF | GER | 28- 31 |

Notes:
 Players below the bold line are not playing in this match.

| Legend: | | | |
|---------|--|------|----------------------|
| (NN) | Not nominated | 2Min | 2-Minute Suspensions |
| CB | Centre Back | G | Goals |
| LW | Left Wing | MP | Matches Played |
| Pos | Position | PR | Preliminary Round |
| RC | Red Cards (Direct and after 3rd 2-Minute Suspension) | RB | Right Back |
| SF | Semifinal | YC | Yellow Cards |
| 7mG | 7-metre Goals | 7mS | 7-metre Saves |
| GK | Goalkeeper | LB | Left Back |
| MR | Main Round | P | Line Player |
| RW | Right Wing | S | Saves |

OFFICIAL PARTNERS



EHF PARTNERS



NATIONAL SUPPLIERS



Results

Herning

Attendance: 15.000

Match No: 64

ISL 33 - 34 CRO

(14 - 17) (19 - 17)

Referees: MARIN Andreu (ESP) / GARCIA Ignacio (ESP)

Iceland

Coach: GUDJONSSON Snorri Steinn

YC/RC Bench Officials: 1/0 Time outs: 2

| No. | Name | Total | | Goals / Shots | | | | | | | Punishments | | | TP | | |
|-----------------|---------------------------|-------|-----|---------------|------|------|-----|-----|-----|-----|-------------|----|----|----|----|-------|
| | | G/S | % | 7m | 6m | Wing | BT | FB | FTO | 9m | EG | YC | RC | | 2M | |
| 1 | GUSTAVSSON Björgvin Páll | | | | | | | | | | | | | | | 29:09 |
| 2 | RIKHARDSSON Odinn | 5/8 | 63 | | 2/2 | 2/5 | | 1/1 | | | | | 1 | | | 49:29 |
| 3 | SMARASON Janus Dadi | 1/2 | 50 | | 0/1 | | | | | 1/1 | | | 1 | | | 38:10 |
| 7 | KRISTJANSSON Viggó | | | | | | | | | | | | | 1 | | 9:16 |
| 8 | ELISSON Bjarki Már | 4/5 | 80 | | | 4/5 | | | | | | | | | 1 | 51:30 |
| 10 | KRISTJANSSON Gísli | 6/12 | 50 | | 1/2 | | 4/8 | | | 1/2 | | | | | 1 | 38:24 |
| 11 | GISLASON Ymir Örn | | | | | | | | | | | | | | 1 | 34:18 |
| 14 | MAGNUSSON Omar Ingi | 12/12 | 100 | 10/10 | | | | 1/1 | | 1/1 | | | | | 2 | 37:03 |
| 15 | GUNNARSSON Thorsteinn Leó | | | | | | | | | | | | | | | |
| 16 | HALLGRIMSSON Viktor Gísli | | | | | | | | | | | | | | | 25:43 |
| 18 | VIDARSSON Ellídi | 2/6 | 33 | | 2/5 | | | 0/1 | | | | | | | | 50:37 |
| 19 | THORKELSSON Orri Freyr | | | | | | | | | | | | | | | 1:27 |
| 21 | ARNARSSON Amar | 1/1 | 100 | | 1/1 | | | | | | | | | | | 8:14 |
| 22 | GUDJONSSON Sigvaldi | | | | | | | | | | | | | | | |
| 25 | THRSTARSON Haukur | 2/4 | 50 | | | | | | | 1/3 | 1/1 | | | | 1 | 21:03 |
| 27 | OLAFSSON Einar | | | | | | | | | | | | | | 1 | 9:18 |
| Bench Officials | | | | | | | | | | | | | 1 | | | |
| Totals | | 33/50 | 66 | 10/10 | 6/11 | 6/10 | 5/9 | 1/2 | | 4/7 | 1/1 | | 3 | 1 | 7 | 60:00 |

| No. | Name | Total | | Saves / Shots | | | | | | |
|--------|---------------------------|-------|----|---------------|------|------|-----|----|-----|------|
| | | S/S | % | 7m | 6m | Wing | BT | FB | FTO | 9m |
| 1 | GUSTAVSSON Björgvin Páll | 6/22 | 27 | 0/2 | 1/4 | 2/5 | 1/3 | | 0/1 | 2/7 |
| 16 | HALLGRIMSSON Viktor Gísli | 5/22 | 23 | 2/3 | 2/8 | 0/2 | 0/3 | | | 1/6 |
| EG | | | | | | | | | | |
| Totals | | 11/45 | 24 | 2/5 | 3/12 | 2/7 | 1/6 | | 0/1 | 3/13 |

Croatia

Coach: SIGURDSSON Dagur

YC/RC Bench Officials: 1/0 Time outs: 2

| No. | Name | Total | | Goals / Shots | | | | | | | Punishments | | | TP | | |
|-----------------|--------------------|-------|-----|---------------|------|------|-----|-----|-----|-------|-------------|----|----|----|----|-------|
| | | G/S | % | 7m | 6m | Wing | BT | FB | FTO | 9m | EG | YC | RC | | 2M | |
| 6 | SOSTARIC Mario | 3/5 | 60 | 3/4 | | | | | | | | | | | | 55:36 |
| 9 | KLARICA Luka Lovre | 1/1 | 100 | | | | | 1/1 | | | | | | | 2 | 22:05 |
| 12 | MANDIC Matej | | | | | | | | | | | | | | | 48:24 |
| 14 | CESKO Diano | | | | | | | | | | | | | | | |
| 20 | MARAS Mateo | 2/4 | 50 | | 1/1 | | 0/1 | | | 1/2 | | | | 1 | | 37:06 |
| 23 | RAUZAN Zlatko | 0/1 | 0 | | 0/1 | | | | | | | | | | | 5:13 |
| 30 | MAMIC Marko | | | | | | | | | | | | | | | 25:53 |
| 33 | CINDRIC Luka | | | | | | | | | | | | | | 1 | 11:35 |
| 39 | MANDIC David | 4/5 | 80 | | 1/1 | 2/3 | | | | 1/1 | | | | | | 45:54 |
| 41 | LUCIN Tin | 9/13 | 69 | | | | 4/6 | | | 5/7 | | | | | | 42:10 |
| 43 | SLAVIC Dino | | | | | | | | | | | | | | | 3:33 |
| 51 | MARTINOVIC Ivan | 5/6 | 83 | | | | | | | 4/5 | 1/1 | | | | | 40:02 |
| 52 | SUSNJA Leon | | | | | | | | | | | | | | | 10:10 |
| 57 | GLAVAS Filip | 1/2 | 50 | 0/1 | | 1/1 | | | | | | | | | | 1:26 |
| 62 | JELINIC Marin | 3/3 | 100 | | 1/1 | 2/2 | | | | | | | | | | 14:51 |
| 93 | NACINOVIC Veron | 6/9 | 67 | | 6/9 | | | | | | | | | | 1 | 46:02 |
| Bench Officials | | | | | | | | | | | | | 1 | | 1 | |
| Totals | | 34/49 | 69 | 3/5 | 9/13 | 5/7 | 5/8 | | 1/1 | 10/14 | 1/1 | | 1 | | 5 | 60:00 |

| No. | Name | Total | | Saves / Shots | | | | | | |
|--------|--------------|-------|----|---------------|-----|------|-----|-----|-----|-----|
| | | S/S | % | 7m | 6m | Wing | BT | FB | FTO | 9m |
| 12 | MANDIC Matej | 8/36 | 22 | 0/6 | 2/8 | 1/7 | 3/8 | 0/1 | | 2/6 |
| 43 | SLAVIC Dino | 0/4 | 0 | 0/4 | | | | | | |
| EG | | | | | | | | | | |
| Totals | | 8/41 | 20 | 0/10 | 2/8 | 1/7 | 3/8 | 0/1 | | 2/6 |

Attacks

| Team: | All | | Player Majority | | Player Minority | | Position Attacks | | FB | | Ind. FB | | Team FB | | Att. Dur. (min) | Turnover | | |
|-------|--------|----|-----------------|----|-----------------|----|------------------|----|--------|----|---------|---|---------|----|-----------------|----------|----|------|
| | G/Att. | % | G/Att. | % | G/Att. | % | G/Att. | % | G/Att. | % | G/Att. | % | G/Att. | % | | All | % | TOFB |
| ISL | 33/54 | 61 | 7/10 | 70 | 8/11 | 73 | 31/50 | 62 | 1/3 | 33 | | | 1/3 | 33 | 0:29 | 8 | 15 | 2 |
| CRO | 34/54 | 63 | 9/11 | 82 | 5/7 | 71 | 32/52 | 62 | | | | | | | 0:36 | 10 | 19 | 0 |

OFFICIAL PARTNERS



EHF PARTNERS



NATIONAL SUPPLIERS





MEN'S EUROPEAN HANDBALL CHAMPIONSHIP
EHF EURO 2026

Bronze Medal Match

SUN 1 FEB 2026
Start Time: 15:15



MEN'S EHF EURO 2026
DENMARK · SWEDEN · NORWAY

Results

Match No: 64

Herning
Attendance: 15.000

| | | | | | | | |
|----------------|--|-----|----------------------|-----|-----------------------|------|----------------|
| Legend: | | | | | | | |
| % | Efficiency | 2M | 2-Minute Suspensions | 7m | 7-metre Penalty Shots | 9m | 9-metre Shots |
| Att. Dur. | Average Attack Duration | BT | Breakthroughs | FB | Fast Breaks | FTO | Fast Throw off |
| G/Att. | Goals/Attacks | G/S | Goals/Shots | No. | Uniform Number | | |
| RC | Red Cards (Direct and after Third 2-Minute Suspension) | | | S/S | Saves/Shots | | |
| TOFB | Turnover during Fast Breaks | | | TP | Time Played | Wing | Wing Shots |



Report Created SUN 1 FEB 2026 17:11

Page 2 of 2

OFFICIAL PARTNERS



EHF PARTNERS



NATIONAL SUPPLIERS



Bronze Medal Match

Match Team Statistics

Herning

Match No: 64

ISL 33 - 34 CRO

(14 - 17) (19 - 17)

Referees: MARIN Andreu (ESP) / GARCIA Ignacio (ESP)

ISL - Iceland

Coach: GUDJONSSON Snorri Steinn

YC/RC Bench Officials:1/0 Time outs: 2

| No. | Name | Total | | All Goals / Shots | | | | | | | Punishments | | | | Offence | | | Defence | | | TP | | | | |
|------------|---------------------------|-------|-----|-------------------|-----|------|------|-----|-----|-----|-------------|-----|-----|-----|---------|-----|----|---------|-------|----|----|----|-------|---|---|
| | | G/S | % | 7m | 7m% | 6m | Wing | BT | FB | FTO | 9m | EG | YC | RC | 2M | 2+2 | AS | R7 | TO/TF | ST | | BS | P7 | | |
| 1 | GUSTAVSSON Björgvin Páll | | | | | | | | | | | | | | | | | | | | | | 29:09 | | |
| 2 | RIKHARDSSON Ódinn | 5/8 | 63 | | | 2/2 | 2/5 | | | 1/1 | | | | | | | 1 | 1 | | | 1 | 1 | 49:29 | | |
| 3 | SMARASON Janus Dadi | 1/2 | 50 | | | 0/1 | | | | | | | | 1/1 | | | 1 | | | 4 | 1 | 2 | 38:10 | | |
| 7 | KRISTJANSSON Viggó | | | | | | | | | | | | | | | 1 | | | 1 | 1 | | | 9:16 | | |
| 8 | ELISSON Bjarki Már | 4/5 | 80 | | | | 4/5 | | | | | | | | | 1 | | | | | | | 51:30 | | |
| 10 | KRISTJANSSON Gísli | 6/12 | 50 | | | 1/2 | | | 4/8 | | | | 1/2 | | | | 1 | | 8 | 4 | 2 | | 38:24 | | |
| 11 | GISLASON Ymir Örn | | | | | | | | | | | | | | | | 1 | | | | | | 34:18 | | |
| 14 | MAGNUSSON Omar Ingi | 12/12 | 100 | 10/10 | 100 | | | | 1/1 | | | | 1/1 | | | | 2 | | 1 | 3 | | | 37:03 | | |
| 15 | GUNNARSSON Thorsteinn Leó | | | | | | | | | | | | | | | | | | | | | | | | |
| 16 | HALLGRIMSSON Viktor Gísli | | | | | | | | | | | | | | | | | | | | | | 25:43 | | |
| 18 | VIDARSSON Elliði | 2/6 | 33 | | | 2/5 | | | | 0/1 | | | | | | | | | | 1 | 1 | | 50:37 | | |
| 19 | THORKELSSON Orri Freyr | | | | | | | | | | | | | | | | | | | | | | 1:27 | | |
| 21 | ARNARSSON Arnar | 1/1 | 100 | | | 1/1 | | | | | | | | | | | | | | | | 1 | 8:14 | | |
| 22 | GUDJONSSON Sigvaldi | | | | | | | | | | | | | | | | | | | | | | | | |
| 25 | THRASTARSON Haukur | 2/4 | 50 | | | | | | | | | | 1/3 | 1/1 | | | 1 | | 4 | | 1 | 1 | 21:03 | | |
| 27 | OLAFSSON Einar | | | | | | | | | | | | | | | | | 1 | | | | 1 | 9:18 | | |
| Bench/Team | | | | | | | | | | | | | | | | | 1 | | | | | | | | |
| Totals | | 33/50 | 66 | 10/10 | 100 | 6/11 | 6/10 | 5/9 | 1/2 | | | 4/7 | 1/1 | | | 3 | 1 | 7 | | 19 | 10 | 6 | 2 | 4 | 5 |

| No. | Name | Total | | All Saves / Shots | | | | | | | | | | | |
|--------|---------------------------|-------|----|-------------------|------|------------|------|------|-----|-----|----|-----|-----|------|----|
| | | S/S | % | 7m | 7m% | Near Shots | | | | | FB | FTO | 9m | 9m% | |
| | | | | All | All% | 6m | Wing | BT | | | | | | | |
| 1 | GUSTAVSSON Björgvin Páll | 6/22 | 27 | 0/2 | 0 | 4/12 | 33 | 1/4 | 2/5 | 1/3 | | | 0/1 | 2/7 | 29 |
| 16 | HALLGRIMSSON Viktor Gísli | 5/22 | 23 | 2/3 | 67 | 2/13 | 15 | 2/8 | 0/2 | 0/3 | | | | 1/6 | 17 |
| EG | | 1 | | | | | | | | | | | | | |
| Totals | | 11/45 | 24 | 2/5 | 40 | 6/25 | 24 | 3/12 | 2/7 | 1/6 | | | 0/1 | 3/13 | 23 |

Attacks

| Team | All | | Player Majority | | Player Minority | | Position Attacks | | FB | | Ind. FB | | Team FB | | Att. Dur. (min) | Turnover | | |
|------|--------|----|-----------------|----|-----------------|----|------------------|----|--------|----|---------|---|---------|----|-----------------|----------|----|------|
| | G/Att. | % | G/Att. | % | G/Att. | % | G/Att. | % | G/Att. | % | G/Att. | % | G/Att. | % | | All | % | TOFB |
| ISL | 33/54 | 61 | 7/10 | 70 | 8/11 | 73 | 31/50 | 62 | 1/3 | 33 | | | 1/3 | 33 | 0:29 | 8 | 15 | 2 |

Team Shots

| | Goals | Saves | Missed | Post | Blocked | Total | G/S % | Prop % |
|-------------------|-------|-------|--------|------|---------|-------|----------|--------|
| 6m Shots | 6 | 2 | 1 | 2 | | 11 | 55 | 22 |
| Wing Shots | 6 | 1 | | 3 | | 10 | 60 | 20 |
| L R | 4 2 | | 1 | 1 2 | | 5 5 | 80 40 | 10 10 |
| 9m Shots | 4 | 2 | | | 1 | 7 | 57 | 14 |
| L C R | 3 1 | 2 | | | 1 | 2 3 2 | 0 100 50 | 4 6 4 |
| 7m Penalty Throws | 10 | | | | | 10 | 100 | 20 |
| Fast Breaks | 1 | | | 1 | | 2 | 50 | 4 |
| Breakthroughs | 5 | 3 | | 1 | | 9 | 56 | 18 |
| Fast Throw Offs | | | | | | | | 0 |
| Empty Goals | 1 | | | | | 1 | 100 | 2 |
| Totals | 33 | 8 | 1 | 7 | 1 | 50 | 66 | 100 |

| Legend: | | | |
|---------|------------------------|-----------|--|
| % | Efficiency | 2M | 2-Minute Suspensions |
| 9m | 9-metre Shots | 2+2 | 2+2 Minute Suspensions |
| C | Center | Att. Dur. | Average Attack Duration |
| G/S | Goals/Shots | AS | Assists |
| R7 | Received 7-metre Fouls | EG | Empty Goal |
| ST | Steals | Ind. | Individual |
| Wing | Wing Shots | L | Left |
| | | R | Right |
| | | RC | Red Cards (Direct and after 3rd 2-Minute Suspension) |
| | | TO/TF | Turnover/Technical Fouls |
| | | TOFB | Turnover during Fast Breaks |
| | | 7m | 7-metre Penalty Shots |
| | | BS | Blocked Shots |
| | | BT | Breakthroughs |
| | | G/Att. | Goals/Attacks |
| | | Prop % | Proportion of Shots |
| | | S/S | Saves/Shots |
| | | TP | Time Played |

OFFICIAL PARTNERS



EHF PARTNERS



NATIONAL SUPPLIERS



Match Team Statistics

Herning


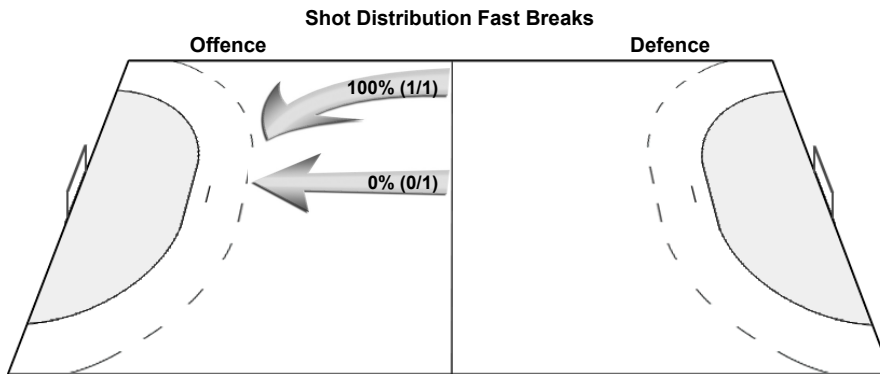
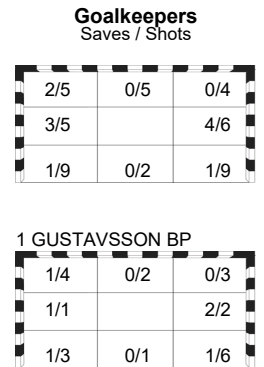
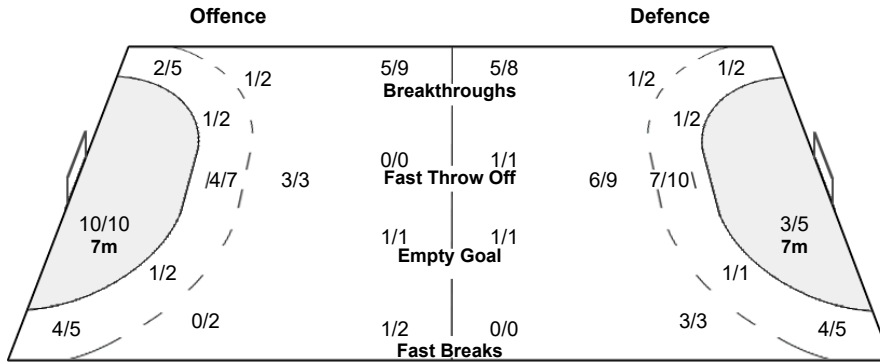

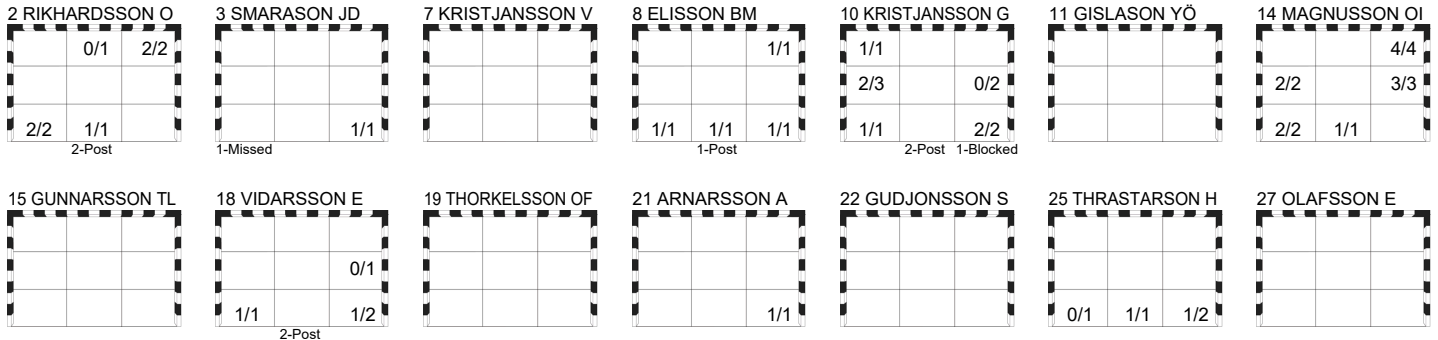
Match No: 64

ISL 33 - 34 CRO
(14 - 17) (19 - 17)

Referees: MARIN Andreu (ESP) / GARCIA Ignacio (ESP)

ISL - Iceland

Overview of Shot Distribution



OFFICIAL PARTNERS



EHF PARTNERS



NATIONAL SUPPLIERS



Bronze Medal Match

Match Team Statistics

Herning

Match No: 64

ISL 33 - 34 CRO

(14 - 17) (19 - 17)

Referees: MARIN Andreu (ESP) / GARCIA Ignacio (ESP)

CRO - Croatia

Coach: SIGURDSSON Dagur (ISL)

YC/RC Bench Officials:1/0 Time outs: 2

| No. | Name | Total | | All Goals / Shots | | | | | | | | | Punishments | | | | Offence | | | Defence | | | TP |
|------------|--------------------|-------|-----|-------------------|-----|------|------|-----|-----|-----|-------|-----|-------------|----|----|-----|---------|----|-------|---------|----|----|-------|
| | | G/S | % | 7m | 7m% | 6m | Wing | BT | FB | FTO | 9m | EG | YC | RC | 2M | 2+2 | AS | R7 | TO/TF | ST | BS | P7 | |
| 6 | SOSTARIC Mario | 3/5 | 60 | 3/4 | 75 | | 0/1 | | | | | | | | | | | | 2 / 1 | | | | 55:36 |
| 9 | KLARICA Luka Lovre | 1/1 | 100 | | | | | 1/1 | | | | | | 2 | | | | 1 | | | | 1 | 22:05 |
| 12 | MANDIC Matej | | | | | | | | | | | | | | | | | | | | | | 48:24 |
| 14 | CESKO Diano | | | | | | | | | | | | | | | | | | | | | | |
| 20 | MARAS Mateo | 2/4 | 50 | | | 1/1 | | 0/1 | | | 1/2 | | | 1 | | 1 | 1 | | | | 1 | 2 | 37:06 |
| 23 | RAUZAN Zlatko | 0/1 | 0 | | | 0/1 | | | | | | | | | | | | | | | | | 5:13 |
| 30 | MAMIC Marko | | | | | | | | | | | | | 1 | | | | | | | | 2 | 25:53 |
| 33 | CINDRIC Luka | | | | | | | | | | | | | | | 1 | 1 | | | | | | 11:35 |
| 39 | MANDIC David | 4/5 | 80 | | | 1/1 | 2/3 | | | 1/1 | | | | | | | | | | | | 2 | 45:54 |
| 41 | LUCIN Tin | 9/13 | 69 | | | | | | 4/6 | | 5/7 | | | | | | 9 | 1 | 2 / 1 | | | | 42:10 |
| 43 | SLAVIC Dino | | | | | | | | | | | | | | | | | | | | | | 3:33 |
| 51 | MARTINOVIC Ivan | 5/6 | 83 | | | | | | | | 4/5 | 1/1 | | | | 3 | 1 | 2 | | 2 | | 1 | 40:02 |
| 52 | SUSNJA Leon | | | | | | | | | | | | | | | | | | | | | 1 | 10:10 |
| 57 | GLAVAS Filip | 1/2 | 50 | 0/1 | 0 | | 1/1 | | | | | | | | | | | | | | | 1 | 1:26 |
| 62 | JELINIC Marin | 3/3 | 100 | | | 1/1 | 2/2 | | | | | | | | | | | | | | | | 14:51 |
| 93 | NACINOVIC Veron | 6/9 | 67 | | | 6/9 | | | | | | | | 1 | | 3 | 2 | | | | 1 | | 46:02 |
| Bench/Team | | | | | | | | | | | | | 1 | | | | | | | | | | |
| Totals | | 34/49 | 69 | 3/5 | 60 | 9/13 | 5/7 | 5/8 | | 1/1 | 10/14 | 1/1 | 1 | 5 | 17 | 5 | 8 / 2 | 3 | 1 | 10 | | | |

| No. | Name | Total | | All Saves / Shots | | | | | | | | | | |
|--------|--------------|-------|----|-------------------|------|------------|------|-----|-----|-----|-----|-----|-----|-----|
| | | S/S | % | 7m | 7m% | Near Shots | | | | | FB | FTO | 9m | 9m% |
| | | | | All | All% | 6m | Wing | BT | | | | | | |
| 12 | MANDIC Matej | 8/36 | 22 | 0/6 | 0 | 6/23 | 26 | 2/8 | 1/7 | 3/8 | 0/1 | | 2/6 | 33 |
| 43 | SLAVIC Dino | 0/4 | 0 | 0/4 | 0 | | | | | | | | | |
| EG | | 1 | | | | | | | | | | | | |
| Totals | | 8/41 | 20 | 0/10 | 0 | 6/23 | 26 | 2/8 | 1/7 | 3/8 | 0/1 | | 2/6 | 33 |

Attacks

| Team | All | | Player Majority | | Player Minority | | Position Attacks | | FB | | Ind. FB | | Team FB | | Att. Dur. (min) | Turnover | | |
|------|--------|----|-----------------|----|-----------------|----|------------------|----|--------|---|---------|---|---------|---|-----------------|----------|----|------|
| | G/Att. | % | G/Att. | % | G/Att. | % | G/Att. | % | G/Att. | % | G/Att. | % | G/Att. | % | | All | % | TOFB |
| CRO | 34/54 | 63 | 9/11 | 82 | 5/7 | 71 | 32/52 | 62 | | | | | | | 0:36 | 10 | 19 | 0 |

Team Shots

| | Goals | Saves | Missed | Post | Blocked | Total | G/S % | Prop % |
|-------------------|-------|-------|--------|------|---------|-------|-----------|--------|
| 6m Shots | 9 | 3 | | 1 | | 13 | 69 | 27 |
| Wing Shots | 5 | 2 | | | | 7 | 71 | 14 |
| L R | 4 1 | 1 1 | | | | 5 2 | 80 50 | 10 4 |
| 9m Shots | 10 | 3 | | 1 | | 14 | 71 | 29 |
| L C R | 3 6 1 | 3 | | 1 | | 3 9 2 | 100 67 50 | 6 18 4 |
| 7m Penalty Throws | 3 | 2 | | | | 5 | 60 | 10 |
| Fast Breaks | | | | | | | | 0 |
| Breakthroughs | 5 | 1 | | 2 | | 8 | 63 | 16 |
| Fast Throw Offs | 1 | | | | | 1 | 100 | 2 |
| Empty Goals | 1 | | | | | 1 | 100 | 2 |
| Totals | 34 | 11 | | 4 | | 49 | 69 | 100 |

| Legend: | | | |
|---------|------------------------|-----------|--|
| % | Efficiency | 2M | 2-Minute Suspensions |
| 9m | 9-metre Shots | 2+2 | 2+2 Minute Suspensions |
| C | Center | Att. Dur. | Average Attack Duration |
| G/S | Goals/Shots | AS | Assists |
| R7 | Received 7-metre Fouls | EG | Empty Goal |
| ST | Steals | Ind. | Individual |
| Wing | Wing Shots | R | Right |
| | | TO/TF | Turnover/Technical Fouls |
| | | YC | Yellow Cards |
| | | 6m | 6-metre Shots |
| | | BS | Blocked Shots |
| | | BT | Breakthroughs |
| | | FB | Fast Breaks |
| | | FTO | Fast Throw off |
| | | P7 | Penalty 7-metre Fouls |
| | | RC | Red Cards (Direct and after 3rd 2-Minute Suspension) |
| | | TOFB | Turnover during Fast Breaks |
| | | G/Att. | Goals/Attacks |
| | | Prop % | Proportion of Shots |
| | | S/S | Saves/Shots |
| | | TP | Time Played |

OFFICIAL PARTNERS



EHF PARTNERS



NATIONAL SUPPLIERS



Bronze Medal Match

Match Team Statistics

Herning

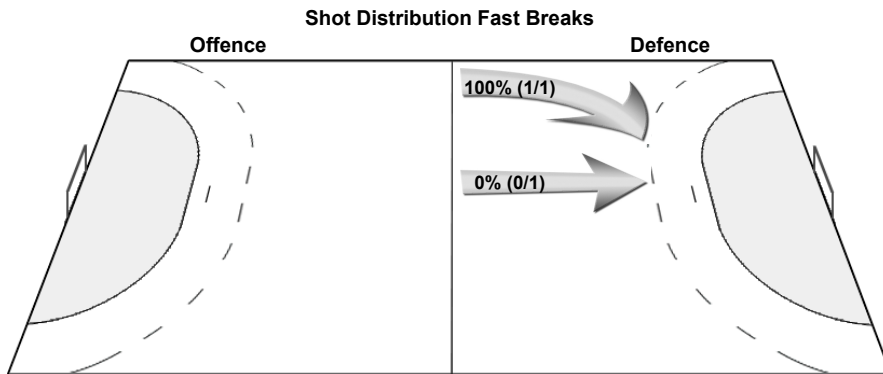
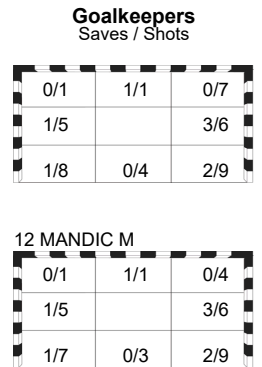
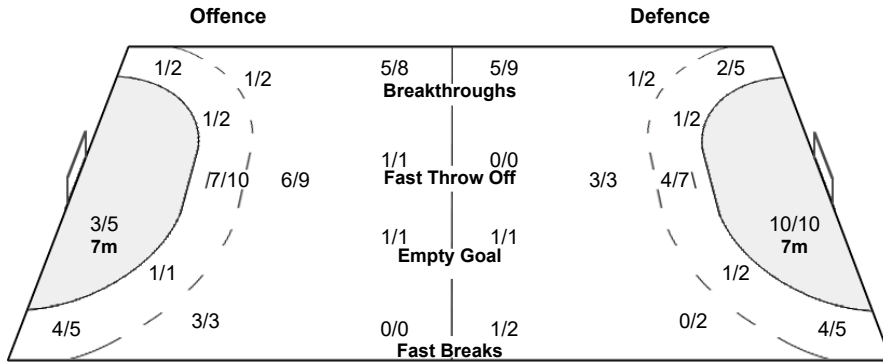

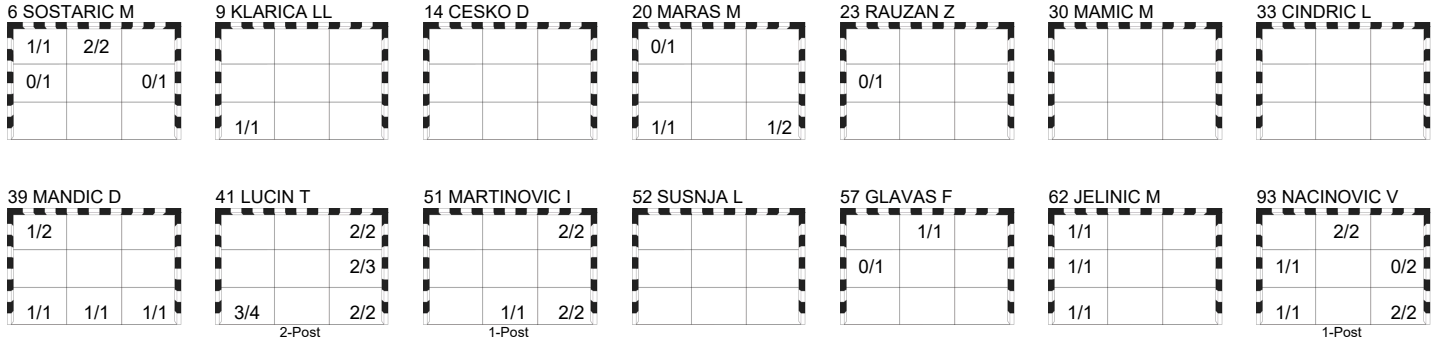
Match No: 64

ISL 33 - 34 CRO
(14 - 17) (19 - 17)

Referees: MARIN Andreu (ESP) / GARCIA Ignacio (ESP)

CRO - Croatia

Overview of Shot Distribution



OFFICIAL PARTNERS



EHF PARTNERS



NATIONAL SUPPLIERS



Match No: 64

Play by Play

ISL 33 - 34 CRO

(14 - 17) (19 - 17)

Referees: MARIN Andreu (ESP) / GARCIA Ignacio (ESP)

| | | | | |
|------------|------------------------------|------------------------|------------------------------|----------------------------|
| ISL | 1 GUSTAVSSON Björgvin Páll | 2 RIKHARDSSON Odinn | 3 SMARASON Janus Dadi | A ATLASON Arnór |
| | 7 KRISTJANSSON Viggó | 8 ELISSON Bjarki Már | 10 KRISTJANSSON Gísli | B GUDJONSSON Snorri Steinn |
| | 11 GISLASON Ymir Örn | 14 MAGNUSSON Omar Ingi | 15 GUNNARSSON Thorsteinn Leó | C OSKARSSON Oskar Bjarni |
| | 16 HALLGRIMSSON Viktor Gísli | 18 VIDARSSON Ellidi | 19 THORKESSON Orri Freyr | D ERADZE Roland |
| | 21 ARNARSSON Arnar | 22 GUDJONSSON Sigvaldi | 25 THRASTARSON Haukur | E GUDMUNDSSON Jón Birgir |
| | 27 OLAFSSON Einar | | | |
| CRO | 6 SOSTARIC Mario | 9 KLARICA Luka Lovre | 12 MANDIC Matej | A UDOVICIC Ivica |
| | 14 CESKO Diano | 20 MARAS Mateo | 23 RAUZAN Zlatko | B SIGURDSSON Dagur |
| | 30 MAMIC Marko | 33 CINDRIC Luka | 39 MANDIC David | C SPOLJARIC Denis |
| | 41 LUCIN Tin | 43 SLAVIC Dino | 51 MARTINOVIC Ivan | D MATOSEVIC Valter |
| | 52 SUSNJA Leon | 57 GLAVAS Filip | 62 JELINIC Marin | E KERCEL Zeljko |
| | 93 NACINOVIC Veron | | | |

1st HALF

| Match Time | ISL - Iceland | Score | Lead | CRO - Croatia |
|------------|---|-------|------|--|
| 0:00 | 16 HALLGRIMSSON VG Goalkeeper | | | 12 MANDIC M Goalkeeper |
| 0:43 | | | | 51 MARTINOVIC I Turnover |
| 0:51 | 18 VIDARSSON E Shot fast break post | | | |
| 1:10 | 18 VIDARSSON E Shot centre 6m saved bottom right | | | |
| 1:27 | | | | 93 NACINOVIC V Shot right 6m saved middle right |
| 1:59 | 10 KRISTJANSSON G Goal breakthrough bottom right, 108.18 km/h | 1 - 0 | +1 | |
| 2:14 | | 1 - 1 | 0 | 20 MARAS M Goal right 6m bottom left (41 LUCIN T), 94.01 km/h |
| 2:59 | 18 VIDARSSON E Shot right 6m post | | | |
| 3:38 | | | | 93 NACINOVIC V Shot centre 6m post |
| 4:18 | 8 ELISSON BM Shot left wing post | | | |
| 4:29 | | | | 93 NACINOVIC V Shot centre 6m saved middle right |
| 5:09 | | 1 - 2 | -1 | 41 LUCIN T Goal left 9m middle right, 115.87 km/h |
| 5:34 | 10 KRISTJANSSON G Shot breakthrough saved middle left | | | |
| 6:04 | | 1 - 3 | -2 | 51 MARTINOVIC I Goal centre 9m top right, 106.77 km/h |
| 6:11 | 3 SMARASON JD 7m received | | | 9 KLARICA LL 7m caused |
| 6:11 | | | | 9 KLARICA LL 2-minutes suspension |
| 6:11 | 14 MAGNUSSON OI Goal Penalty shot middle left (3 SMARASON JD), 98.33 km/h | 2 - 3 | -1 | |
| 6:29 | | | | 6 SOSTARIC M for 12 MANDIC M Empty goal |
| 6:52 | | 2 - 4 | -2 | 93 NACINOVIC V Goal centre 6m top centre (51 MARTINOVIC I), 95.91 km/h |
| 6:55 | | | | 12 MANDIC M for 20 MARAS M Goalkeeper back |
| 7:25 | 3 SMARASON JD Shot centre 6m missed | | | |
| 7:39 | | | | 20 MARAS M for 12 MANDIC M Empty goal |
| 7:58 | | | | 20 MARAS M Shot centre 9m saved top left |
| 8:15 | | | | 12 MANDIC M for 9 KLARICA LL Goalkeeper back |
| 8:24 | 3 SMARASON JD Warning (yellow card) | | | |
| 9:02 | 8 ELISSON BM 7m caused | | | 20 MARAS M 7m received |
| 9:02 | 8 ELISSON BM 2-minutes suspension | | | |
| 9:02 | | 2 - 5 | -3 | 6 SOSTARIC M Goal Penalty shot top centre (20 MARAS M), 104.63 km/h |
| 9:14 | 19 THORKESSON OF for 16 HALLGRIMSSON VG Empty goal | | | |
| 9:42 | 10 KRISTJANSSON G Goal centre 6m bottom left, 88.33 km/h | 3 - 5 | -2 | |
| 9:44 | 16 HALLGRIMSSON VG for 19 THORKESSON OF Goalkeeper back | | | |
| 10:14 | | 3 - 6 | -3 | 93 NACINOVIC V Goal centre 6m middle left (41 LUCIN T), 94.97 km/h |
| 10:28 | 14 MAGNUSSON OI 7m received | | | 30 MAMIC M 7m caused |
| 10:38 | 14 MAGNUSSON OI Goal Penalty shot bottom left, 98.91 km/h | 4 - 6 | -2 | |
| 11:28 | | 4 - 7 | -3 | 41 LUCIN T Goal centre 9m middle right, 119.61 km/h |
| 12:20 | 10 KRISTJANSSON G Shot breakthrough saved middle right | | | |
| 12:54 | | 4 - 8 | -4 | 41 LUCIN T Goal breakthrough bottom right, 97.83 km/h |
| 13:13 | Team timeout | | | |

OFFICIAL PARTNERS



EHF PARTNERS



NATIONAL SUPPLIERS



Play by Play

Match No: 64

ISL 33 - 34 CRO

(14 - 17) (19 - 17)

1st HALF

| Match Time | ISL - Iceland | Score | Lead | CRO - Croatia |
|------------|---|---------|------|---|
| 13:38 | 10 KRISTJANSSON G 7m received | | | 20 MARAS M 7m caused |
| 13:39 | | | | 43 SLAVIC D for 12 MANDIC M Goalkeeper Substitution |
| 13:39 | 14 MAGNUSSON OI Goal Penalty shot bottom left (10 KRISTJANSSON G), 96.91 km/h | 5 - 8 | -3 | |
| 13:51 | | | | 12 MANDIC M for 43 SLAVIC D Goalkeeper Substitution |
| 14:19 | | 5 - 9 | -4 | 41 LUCIN T Goal breakthrough bottom left, 79.22 km/h |
| 14:45 | 21 ARNARSSON A Goal centre 6m bottom right (25 THRASTARSON H), 98.23 km/h | 6 - 9 | -3 | |
| 15:32 | 14 MAGNUSSON OI 2-minutes suspension | | | |
| 15:49 | | 6 - 10 | -4 | 41 LUCIN T Goal right 9m bottom left, 89.97 km/h |
| 16:02 | 21 ARNARSSON A for 16 HALLGRIMSSON VG Empty goal | | | |
| 16:37 | 21 ARNARSSON A Technical Fault | | | |
| 16:39 | 16 HALLGRIMSSON VG for 8 ELISSON BM Goalkeeper back | | | |
| 17:09 | | 6 - 11 | -5 | 93 NACINOVIC V Goal centre 6m bottom right (33 CINDRIC L), 92.91 km/h |
| 17:18 | 8 ELISSON BM for 16 HALLGRIMSSON VG Empty goal | | | |
| 17:30 | 2 RIKHARDSSON O Shot right wing post | | | |
| 17:48 | 16 HALLGRIMSSON VG for 25 THRASTARSON H Goalkeeper back | | | |
| 18:00 | | 6 - 12 | -6 | 20 MARAS M Goal centre 9m bottom right, 98.77 km/h |
| 18:18 | 10 KRISTJANSSON G 7m received | | | 30 MAMIC M 7m caused |
| 18:29 | 14 MAGNUSSON OI Goal Penalty shot bottom centre (10 KRISTJANSSON G), 94.47 km/h | 7 - 12 | -5 | |
| 18:53 | | | | Team timeout |
| 18:53 | 1 GUSTAVSSON BP for 16 HALLGRIMSSON VG Goalkeeper Substitution | | | |
| 19:25 | | | | 6 SOSTARIC M Shot right wing saved middle right |
| 20:05 | 8 ELISSON BM Goal left wing bottom centre (10 KRISTJANSSON G), 99.65 km/h | 8 - 12 | -4 | |
| 20:47 | 2 RIKHARDSSON O Steal | | | 41 LUCIN T Turnover |
| 21:37 | 10 KRISTJANSSON G Goal centre 9m middle left, 91.28 km/h | 9 - 12 | -3 | |
| 22:00 | | | | 41 LUCIN T Shot centre 9m saved middle right |
| 22:34 | | | | 33 CINDRIC L Turnover |
| 22:39 | 2 RIKHARDSSON O Goal fast break top right (10 KRISTJANSSON G), 78.46 km/h | 10 - 12 | -2 | |
| 23:12 | 2 RIKHARDSSON O 7m caused | | | 93 NACINOVIC V 7m received |
| 23:12 | 2 RIKHARDSSON O Warning (yellow card) | | | |
| 23:12 | | 10 - 13 | -3 | 6 SOSTARIC M Goal Penalty shot top left (93 NACINOVIC V), 102.89 km/h |
| 23:55 | 14 MAGNUSSON OI Goal right 9m middle right, 112.79 km/h | 11 - 13 | -2 | |
| 24:55 | | 11 - 14 | -3 | 41 LUCIN T Goal left 9m top right, 112.55 km/h |
| 25:42 | 8 ELISSON BM Goal left wing top right (3 SMARASON JD), 103.68 km/h | 12 - 14 | -2 | |
| 25:54 | 14 MAGNUSSON OI 2-minutes suspension | | | |
| 26:15 | | 12 - 15 | -3 | 39 MANDIC D Goal left 6m bottom left (93 NACINOVIC V), 77.28 km/h |
| 26:23 | 7 KRISTJANSSON V for 1 GUSTAVSSON BP Empty goal | | | |
| 26:49 | 1 GUSTAVSSON BP for 8 ELISSON BM Goalkeeper back | | | |
| 26:50 | 2 RIKHARDSSON O Goal right wing top right (3 SMARASON JD), 100.37 km/h | 13 - 15 | -2 | |
| 27:12 | | | | 43 SLAVIC D for 12 MANDIC M Goalkeeper Substitution |
| 27:26 | | | | 6 SOSTARIC M Technical Fault |
| 27:38 | 8 ELISSON BM for 1 GUSTAVSSON BP Empty goal | | | |
| 27:56 | 1 GUSTAVSSON BP for 14 MAGNUSSON OI Goalkeeper back | | | |
| 28:26 | 10 KRISTJANSSON G Shot right 9m blocked | | | 93 NACINOVIC V Block |
| 28:48 | 18 VIDARSSON E Technical Fault | | | |
| 29:31 | | 13 - 16 | -3 | 93 NACINOVIC V Goal centre 6m bottom right (41 LUCIN T), 89.78 km/h |
| 29:42 | 7 KRISTJANSSON V 7m received | | | 39 MANDIC D 7m caused |
| 29:45 | 14 MAGNUSSON OI Goal Penalty shot top right (7 KRISTJANSSON V), 95.34 km/h | 14 - 16 | -2 | |
| 29:59 | | 14 - 17 | -3 | 39 MANDIC D Goal fast throw off top left, 87.41 km/h |

2nd HALF

| Match Time | ISL - Iceland | Score | Lead | CRO - Croatia |
|------------|----------------------------|-------|------|---------------|
| | 1 GUSTAVSSON BP Goalkeeper | | | |

OFFICIAL PARTNERS



EHF PARTNERS



NATIONAL SUPPLIERS



Play by Play

ISL 33 - 34 CRO

(14 - 17) (19 - 17)

2nd HALF

| Match Time | ISL - Iceland | Score | Lead | CRO - Croatia |
|------------|---|---------|------|--|
| 30:00 | | | | 12 MANDIC M Goalkeeper |
| 30:34 | 10 KRISTJANSSON G Turnover | | | |
| 31:19 | | | | 41 LUCIN T Turnover |
| 31:26 | 18 VIDARSSON E Turnover Fastbreak | | | 51 MARTINOVIC I Steal |
| 31:36 | | | | Video Replay (Punishment review) No Further Sanction |
| 31:57 | | | | 51 MARTINOVIC I Shot right 9m post |
| 32:50 | 10 KRISTJANSSON G Shot left 6m post | | | |
| 33:21 | | | | 39 MANDIC D Shot left wing saved top left |
| 33:29 | 18 VIDARSSON E Goal centre 6m bottom left (10 KRISTJANSSON G), 87.50 km/h | 15 - 17 | -2 | |
| 33:41 | | | | 23 RAUZAN Z for 12 MANDIC M Empty goal |
| 34:04 | | | | 12 MANDIC M for 41 LUCIN T Goalkeeper back |
| 34:04 | | 15 - 18 | -3 | 93 NACINOVIC V Goal centre 6m top centre (51 MARTINOVIC I), 89.13 km/h |
| 34:21 | 2 RIKHARDSSON O Shot right wing saved top centre | | | |
| 34:56 | | | | 93 NACINOVIC V 2-minutes suspension |
| 35:08 | 3 SMARASON JD Goal centre 9m bottom right, 105.00 km/h | 16 - 18 | -2 | |
| 35:23 | | | | 30 MAMIC M for 12 MANDIC M Empty goal |
| 35:37 | | 16 - 19 | -3 | 41 LUCIN T Goal breakthrough bottom left, 103.57 km/h |
| 35:38 | | | | 12 MANDIC M for 51 MARTINOVIC I Goalkeeper back |
| 36:09 | 18 VIDARSSON E Shot centre 6m saved middle right | | | |
| 36:20 | | | | 23 RAUZAN Z for 12 MANDIC M Empty goal |
| 36:37 | Video Replay (Punishment review) Punishment | | | |
| 36:37 | 7 KRISTJANSSON V Disqualification (red card-direct) | | | |
| 37:00 | | | | 12 MANDIC M for 93 NACINOVIC V Goalkeeper back |
| 37:08 | | | | 41 LUCIN T Shot centre 9m saved bottom left |
| 37:25 | | 16 - 20 | -4 | 51 MARTINOVIC I Goal centre 9m top right, 105.16 km/h |
| 37:36 | 14 MAGNUSSON OI for 1 GUSTAVSSON BP Empty goal | | | |
| 38:01 | 3 SMARASON JD Turnover | | | 51 MARTINOVIC I Steal |
| 38:02 | | 16 - 21 | -5 | 51 MARTINOVIC I Goal empty goal bottom centre, 85.62 km/h |
| 38:02 | 1 GUSTAVSSON BP for 14 MAGNUSSON OI Goalkeeper back | | | |
| 38:13 | 14 MAGNUSSON OI for 1 GUSTAVSSON BP Empty goal | | | |
| 38:31 | 10 KRISTJANSSON G Goal breakthrough middle left, 100.61 km/h | 17 - 21 | -4 | |
| 38:33 | 1 GUSTAVSSON BP for 14 MAGNUSSON OI Goalkeeper back | | | |
| 39:01 | | | | 20 MARAS M Shot breakthrough saved bottom right |
| 39:10 | 10 KRISTJANSSON G Goal breakthrough top left, 98.63 km/h | 18 - 21 | -3 | |
| 39:36 | | | | 23 RAUZAN Z for 12 MANDIC M Empty goal |
| 39:55 | | | | 12 MANDIC M for 41 LUCIN T Goalkeeper back |
| 39:56 | | 18 - 22 | -4 | 39 MANDIC D Goal left wing bottom right (41 LUCIN T), 48.76 km/h |
| 40:06 | | | | B SIGURDSSON D Warning (yellow card) bench punishment |
| 40:28 | 3 SMARASON JD Turnover | | | |
| 40:40 | | | | 23 RAUZAN Z for 12 MANDIC M Empty goal |
| 40:58 | | 18 - 23 | -5 | 51 MARTINOVIC I Goal centre 9m bottom right, 101.52 km/h |
| 41:00 | | | | 12 MANDIC M for 41 LUCIN T Goalkeeper back |
| 41:07 | 2 RIKHARDSSON O Goal left 6m bottom left (3 SMARASON JD), 103.86 km/h | 19 - 23 | -4 | |
| 41:18 | | | | 23 RAUZAN Z for 12 MANDIC M Empty goal |
| 41:40 | 8 ELISSON BM Steal | | | 51 MARTINOVIC I Turnover |
| 41:44 | | | | 12 MANDIC M for 23 RAUZAN Z Goalkeeper back |
| 42:36 | 10 KRISTJANSSON G Shot breakthrough saved middle right | | | |
| 42:52 | | | | 23 RAUZAN Z for 12 MANDIC M Empty goal |
| 43:19 | | | | 12 MANDIC M for 41 LUCIN T Goalkeeper back |
| 43:21 | | | | 23 RAUZAN Z Shot centre 6m saved middle left |
| 43:28 | 25 THRASTARSON H Turnover Fastbreak | | | 20 MARAS M Steal |
| 43:35 | | | | 41 LUCIN T for 12 MANDIC M Empty goal |

OFFICIAL PARTNERS



EHF PARTNERS



NATIONAL SUPPLIERS



Play by Play

Match No: 64

ISL 33 - 34 CRO

(14 - 17) (19 - 17)

2nd HALF

| Match Time | ISL - Iceland | Score Lead | CRO - Croatia |
|------------|--|------------|---|
| 43:49 | | 19 - 24 -5 | 39 MANDIC D Goal left wing bottom centre (41 LUCIN T), 56.56 km/h |
| 43:51 | | | 12 MANDIC M for 41 LUCIN T Goalkeeper back |
| 43:51 | 10 KRISTJANSSON G 2-minutes suspension | | |
| 43:51 | 3 SMARASON JD for 1 GUSTAVSSON BP Empty goal | | |
| 44:13 | 14 MAGNUSSON OI 7m received | | 52 SUSNJA L 7m caused |
| 44:18 | 1 GUSTAVSSON BP for 3 SMARASON JD Goalkeeper back | | |
| 44:24 | 14 MAGNUSSON OI Goal Penalty shot middle right, 91.92 km/h | 20 - 24 -4 | |
| 44:52 | | 20 - 25 -5 | 41 LUCIN T Goal centre 9m top right, 78.73 km/h |
| 45:01 | 3 SMARASON JD for 1 GUSTAVSSON BP Empty goal | | |
| 45:19 | 1 GUSTAVSSON BP for 3 SMARASON JD Goalkeeper back | | |
| 45:19 | 8 ELISSON BM Goal left wing bottom right (25 THRASTARSON H), 100.01 km/h | 21 - 25 -4 | |
| 45:49 | 18 VIDARSSON E 7m caused | | 93 NACINOVIC V 7m received |
| 45:53 | | 21 - 26 -5 | 6 SOSTARIC M Goal Penalty shot top centre (93 NACINOVIC V), 104.41 km/h |
| 46:24 | 10 KRISTJANSSON G 7m received | | 20 MARAS M 7m caused |
| 46:24 | | | 20 MARAS M 2-minutes suspension |
| 46:24 | | | 43 SLAVIC D for 12 MANDIC M Goalkeeper Substitution |
| 46:28 | 14 MAGNUSSON OI Goal Penalty shot top right (25 THRASTARSON H), 93.39 km/h | 22 - 26 -4 | |
| 46:39 | | | 41 LUCIN T for 43 SLAVIC D Empty goal |
| 47:13 | | | 41 LUCIN T Technical Fault |
| 47:16 | | | 12 MANDIC M for 51 MARTINOVIC I Goalkeeper back |
| 47:44 | 2 RIKHARDSSON O Shot right wing post | | |
| 47:47 | B GUDJONSSON SS Warning (yellow card) bench punishment | | |
| 48:00 | | | 41 LUCIN T for 12 MANDIC M Empty goal |
| 48:03 | | 22 - 27 -5 | 51 MARTINOVIC I Goal left 9m bottom right, 107.02 km/h |
| 48:05 | | | 12 MANDIC M for 41 LUCIN T Goalkeeper back |
| 48:24 | 14 MAGNUSSON OI 7m received | | 39 MANDIC D 7m caused |
| 48:26 | 14 MAGNUSSON OI Goal Penalty shot middle left, 103.73 km/h | 23 - 27 -4 | |
| 48:53 | | | 41 LUCIN T for 12 MANDIC M Empty goal |
| 49:03 | 25 THRASTARSON H 2-minutes suspension | | |
| 49:09 | | | 12 MANDIC M for 23 RAUZAN Z Goalkeeper back |
| 49:24 | | 23 - 28 -5 | 41 LUCIN T Goal breakthrough bottom right, 72.06 km/h |
| 49:34 | 3 SMARASON JD for 1 GUSTAVSSON BP Empty goal | | |
| 49:46 | 10 KRISTJANSSON G Shot breakthrough post | | |
| 49:48 | 1 GUSTAVSSON BP for 3 SMARASON JD Goalkeeper back | | |
| 50:20 | | 23 - 29 -6 | 62 JELINIC M Goal left wing top left (41 LUCIN T), 99.73 km/h |
| 50:31 | 3 SMARASON JD for 1 GUSTAVSSON BP Empty goal | | |
| 50:40 | | | 30 MAMIC M 2-minutes suspension |
| 50:40 | Team timeout | | |
| 50:58 | 2 RIKHARDSSON O Goal right 6m bottom left (10 KRISTJANSSON G), 96.93 km/h | 24 - 29 -5 | |
| 51:01 | 16 HALLGRIMSSON VG for 3 SMARASON JD Goalkeeper back | | |
| 51:09 | | | 41 LUCIN T for 12 MANDIC M Empty goal |
| 51:10 | 25 THRASTARSON H Steal | | 6 SOSTARIC M Turnover |
| 51:20 | 25 THRASTARSON H Goal empty goal bottom centre, 102.49 km/h | 25 - 29 -4 | |
| 51:54 | | | 12 MANDIC M for 41 LUCIN T Goalkeeper back |
| 51:58 | | 25 - 30 -5 | 9 KLARICA LL Goal breakthrough bottom left, 84.60 km/h |
| 52:08 | 10 KRISTJANSSON G Goal breakthrough bottom right, 100.65 km/h | 26 - 30 -4 | |
| 52:18 | | | 41 LUCIN T for 12 MANDIC M Empty goal |
| 52:42 | | | 12 MANDIC M for 30 MAMIC M Goalkeeper back |
| 52:46 | 27 OLAFSSON E Steal | | 9 KLARICA LL Turnover |
| 52:59 | 10 KRISTJANSSON G Turnover | | |
| 53:11 | | | 23 RAUZAN Z for 12 MANDIC M Empty goal |
| 53:29 | | | 41 LUCIN T Shot breakthrough post |

OFFICIAL PARTNERS



EHF PARTNERS



NATIONAL SUPPLIERS



Play by Play

Match No: 64

ISL 33 - 34 CRO

(14 - 17) (19 - 17)

2nd HALF

| Match Time | ISL - Iceland | Score Lead | CRO - Croatia |
|------------|---|------------|---|
| 53:39 | | 26 - 31 -5 | 93 NACINOVIC V Goal centre 6m bottom left (51 MARTINOVIC I), 91.74 km/h |
| 53:40 | | | 12 MANDIC M for 41 LUCIN T Goalkeeper back |
| 54:21 | 25 THRASTARSON H Shot left 9m saved bottom left | | |
| 54:36 | | | 23 RAUZAN Z for 12 MANDIC M Empty goal |
| 54:50 | | | 12 MANDIC M for 41 LUCIN T Goalkeeper back |
| 54:55 | | | 6 SOSTARIC M Turnover |
| 55:08 | 18 VIDARSSON E Goal centre 6m bottom right (10 KRISTJANSSON G), 53.13 km/h | 27 - 31 -4 | |
| 55:17 | | | 23 RAUZAN Z for 12 MANDIC M Empty goal |
| 55:30 | | | 41 LUCIN T Shot breakthrough post |
| 55:32 | | | 12 MANDIC M for 23 RAUZAN Z Goalkeeper back |
| 55:47 | | | 9 KLARICA LL 2-minutes suspension |
| 55:59 | 14 MAGNUSSON OI Goal breakthrough middle right, 98.01 km/h | 28 - 31 -3 | |
| 56:09 | | | 20 MARAS M for 12 MANDIC M Empty goal |
| 56:21 | | 28 - 32 -4 | 62 JELINIC M Goal centre 6m bottom left (41 LUCIN T), 87.34 km/h |
| 56:23 | | | 12 MANDIC M for 33 CINDRIC L Goalkeeper back |
| 56:34 | 2 RIKHARDSSON O 7m received | | 51 MARTINOVIC I 7m caused |
| 56:34 | | | 43 SLAVIC D for 12 MANDIC M Goalkeeper Substitution |
| 56:34 | 14 MAGNUSSON OI Goal Penalty shot top right (2 RIKHARDSSON O), 92.32 km/h | 29 - 32 -3 | |
| 56:52 | | | 33 CINDRIC L for 43 SLAVIC D Empty goal |
| 57:00 | | | 12 MANDIC M for 33 CINDRIC L Goalkeeper back |
| 57:00 | 27 OLAFSSON E 7m caused | | 51 MARTINOVIC I 7m received |
| 57:00 | 27 OLAFSSON E 2-minutes suspension | | |
| 57:00 | | | 6 SOSTARIC M Penalty shot saved middle left |
| 57:16 | 14 MAGNUSSON OI for 16 HALLGRIMSSON VG Empty goal | | |
| 57:20 | 2 RIKHARDSSON O Goal right wing bottom centre (14 MAGNUSSON OI), 87.88 km/h | 30 - 32 -2 | |
| 57:21 | 16 HALLGRIMSSON VG for 14 MAGNUSSON OI Goalkeeper back | | |
| 57:28 | | | 33 CINDRIC L for 12 MANDIC M Empty goal |
| 57:45 | | 30 - 33 -3 | 62 JELINIC M Goal left wing middle left (41 LUCIN T), 97.34 km/h |
| 57:56 | | | 12 MANDIC M for 52 SUSNJA L Goalkeeper back |
| 57:56 | 14 MAGNUSSON OI for 16 HALLGRIMSSON VG Empty goal | | |
| 58:03 | 8 ELISSON BM Goal left wing bottom left (25 THRASTARSON H), 93.26 km/h | 31 - 33 -2 | |
| 58:04 | 16 HALLGRIMSSON VG for 14 MAGNUSSON OI Goalkeeper back | | |
| 58:34 | 11 GISLASON YÖ 7m caused | | 41 LUCIN T 7m received |
| 58:34 | 11 GISLASON YÖ 2-minutes suspension | | |
| 58:34 | | | 57 GLAVAS F Penalty shot saved middle left |
| 58:44 | 10 KRISTJANSSON G for 16 HALLGRIMSSON VG Empty goal | | |
| 58:54 | 10 KRISTJANSSON G 7m received | | 57 GLAVAS F 7m caused |
| 58:55 | 16 HALLGRIMSSON VG for 2 RIKHARDSSON O Goalkeeper back | | |
| 58:55 | 14 MAGNUSSON OI Goal Penalty shot top right (10 KRISTJANSSON G), 93.59 km/h | 32 - 33 -1 | |
| 59:20 | | | Team timeout |
| 59:36 | | 32 - 34 -2 | 57 GLAVAS F Goal right wing top centre (41 LUCIN T), 63.60 km/h |
| 59:47 | 25 THRASTARSON H Shot left 9m saved bottom right | | |
| 59:52 | 10 KRISTJANSSON G for 16 HALLGRIMSSON VG Empty goal | | |
| 59:58 | 25 THRASTARSON H Goal centre 9m bottom right, 106.22 km/h | 33 - 34 -1 | |

OFFICIAL PARTNERS



EHF PARTNERS



NATIONAL SUPPLIERS



Bronze Medal Match

Empty Goal Analysis

Herning

Match No: 64

ISL 33 - 34 CRO
(14 - 17) (19 - 17)

Referees: MARIN Andreu (ESP) / GARCIA Ignacio (ESP)

ATTACKS DURING OWN EMPTY GOAL SITUATION

| Players on Court | Attacks | | Goals | | Saves | | Missed | | Blocked | | Post | | Turnovers | | Scoring Efficiency | | Goals Against | |
|------------------|-----------|-----------|----------|-----------|-------|----------|--------|-----|---------|-----|----------|----------|-----------|----------|--------------------|-----------|---------------|----------|
| | ISL | CRO | ISL | CRO | ISL | CRO | ISL | CRO | ISL | CRO | ISL | CRO | ISL | CRO | ISL | CRO | ISL | CRO |
| 7 Against 6 | 2 | 10 | 1 | 5 | | 1 | | | | | 2 | | 1 | 3 | 50 | 50 | 1 | |
| 6 Against 6 | 8 | 7 | 5 | 5 | | 1 | | | | | 2 | | 1 | 2 | 63 | 71 | | 1 |
| Others | 3 | 2 | 3 | 1 | | 1 | | | | | | | | | 100 | 50 | | |
| Total: | 13 | 19 | 9 | 11 | | 3 | | | | | 2 | 2 | 2 | 5 | 69 | 58 | 1 | 1 |

GOALS/ATTACKS DURING OWN EMPTY GOAL SITUATION - ANALYSIS OF OCCURRENCE (in 5 min intervals)

| Players on Court | 1st Half | | | | | | | | | | | | |
|------------------|----------|-----|------------|------------|-------|-----|------------|-----|-------|-----|------------|-----|--|
| | 0-5 | | 5-10 | | 10-15 | | 15-20 | | 20-25 | | 25-30 | | |
| | ISL | CRO | ISL | CRO | ISL | CRO | ISL | CRO | ISL | CRO | ISL | CRO | |
| 7 Against 6 | | | | | | | | | | | | | |
| 6 Against 6 | | | 1/1 | 1/1 | | | 0/2 | | | | 1/1 | | |
| Others | | | | | | | | | | | | | |
| Total: | | | 1/1 | 1/1 | | | 0/2 | | | | 1/1 | | |

| Players on Court | 2nd Half | | | | | | | | | | | |
|------------------|----------|------------|------------|------------|-------|------------|------------|------------|------------|------------|------------|------------|
| | 30-35 | | 35-40 | | 40-45 | | 45-50 | | 50-55 | | 55-60 | |
| | ISL | CRO | ISL | CRO | ISL | CRO | ISL | CRO | ISL | CRO | ISL | CRO |
| 7 Against 6 | | 1/1 | 1/2 | 1/1 | | 2/4 | | | | 1/3 | | 0/1 |
| 6 Against 6 | | | | 1/1 | | | 1/2 | 1/2 | | 1/2 | 2/2 | 1/1 |
| Others | | | | | | | | | 1/1 | | 2/2 | 1/2 |
| Total: | | 1/1 | 1/2 | 2/2 | | 2/4 | 1/2 | 1/2 | 1/1 | 2/5 | 4/4 | 2/4 |

GOALS/ATTACKS DURING OWN EMPTY GOAL SITUATION - ANALYSIS BY DURATION

| Team | <15 sec. | 15-30 sec. | 30-45 sec. | 45-60 sec. | >60 sec. |
|------|----------|------------|------------|------------|----------|
| ISL | 4/6 | 5/6 | 0/1 | | |
| CRO | 4/7 | 6/10 | 1/2 | | |

SUBSTITUTION SUMMARY

| Players | ISL | CRO |
|-------------------------------|------------|------------|
| Goalkeeper <-> Goalkeeper | 1 | 5 |
| Court Player <-> Goalkeeper | 29 | 42 |
| Court Player <-> Court Player | 153 | 127 |
| Total: | 183 | 174 |

OFFICIAL PARTNERS



EHF PARTNERS



NATIONAL SUPPLIERS



Bronze Medal Match

Line-Up Analysis

Herning

Attendance: 15.000

Match No: 64

ISL 33 - 34 CRO

ISL - Iceland

| Lineup efficiency | | | | | | | | | | | | | | | | | Time Played | GF | GA |
|-------------------|---------------|----|----------------|----|----------------|----|-----------------|----|-----------------|----|-----------------|----|----------------|------|---|---|-------------|----|----|
| 1 | GUSTAVSSON BP | 2 | RIKHARDSSON O | 3 | SMARASON JD | 8 | ELISSON BM | 10 | KRISTJANSSON G | 14 | MAGNUSSON OI | 18 | VIDARSSON E | 6:09 | 6 | 0 | | | |
| 2 | RIKHARDSSON O | 3 | SMARASON JD | 8 | ELISSON BM | 11 | GISLASON YO | 14 | MAGNUSSON OI | 16 | HALLGRIMSSON VG | 18 | VIDARSSON E | 5:07 | 0 | 3 | | | |
| 2 | RIKHARDSSON O | 3 | SMARASON JD | 8 | ELISSON BM | 10 | KRISTJANSSON G | 14 | MAGNUSSON OI | 16 | HALLGRIMSSON VG | 18 | VIDARSSON E | 3:20 | 3 | 0 | | | |
| 2 | RIKHARDSSON O | 8 | ELISSON BM | 11 | GISLASON YO | 16 | HALLGRIMSSON VG | 18 | VIDARSSON E | 25 | THRASTARSON H | 27 | OLAFSSON E | 3:12 | 1 | 2 | | | |
| 1 | GUSTAVSSON BP | 2 | RIKHARDSSON O | 3 | SMARASON JD | 7 | KRISTJANSSON V | 8 | ELISSON BM | 11 | GISLASON YO | 18 | VIDARSSON E | 2:46 | 0 | 3 | | | |
| 8 | ELISSON BM | 10 | KRISTJANSSON G | 11 | GISLASON YO | 16 | HALLGRIMSSON VG | 18 | VIDARSSON E | 25 | THRASTARSON H | 27 | OLAFSSON E | 2:35 | 0 | 2 | | | |
| 1 | GUSTAVSSON BP | 2 | RIKHARDSSON O | 3 | SMARASON JD | 10 | KRISTJANSSON G | 11 | GISLASON YO | 14 | MAGNUSSON OI | 18 | VIDARSSON E | 2:32 | 0 | 2 | | | |
| 1 | GUSTAVSSON BP | 2 | RIKHARDSSON O | 3 | SMARASON JD | 8 | ELISSON BM | 11 | GISLASON YO | 14 | MAGNUSSON OI | 18 | VIDARSSON E | 2:17 | 2 | 2 | | | |
| 1 | GUSTAVSSON BP | 2 | RIKHARDSSON O | 8 | ELISSON BM | 10 | KRISTJANSSON G | 14 | MAGNUSSON OI | 18 | VIDARSSON E | 25 | THRASTARSON H | 2:07 | 1 | 0 | | | |
| 1 | GUSTAVSSON BP | 8 | ELISSON BM | 10 | KRISTJANSSON G | 11 | GISLASON YO | 18 | VIDARSSON E | 25 | THRASTARSON H | 27 | OLAFSSON E | 2:02 | 0 | 2 | | | |
| 2 | RIKHARDSSON O | 3 | SMARASON JD | 8 | ELISSON BM | 10 | KRISTJANSSON G | 14 | MAGNUSSON OI | 16 | HALLGRIMSSON VG | 18 | VIDARSSON E | 1:57 | 0 | 1 | | | |
| 2 | RIKHARDSSON O | 8 | ELISSON BM | 10 | KRISTJANSSON G | 14 | MAGNUSSON OI | 16 | HALLGRIMSSON VG | 18 | VIDARSSON E | 25 | THRASTARSON H | 1:49 | 3 | 1 | | | |
| 1 | GUSTAVSSON BP | 3 | SMARASON JD | 7 | KRISTJANSSON V | 8 | ELISSON BM | 10 | KRISTJANSSON G | 11 | GISLASON YO | 18 | VIDARSSON E | 1:44 | 0 | 1 | | | |
| 1 | GUSTAVSSON BP | 3 | SMARASON JD | 8 | ELISSON BM | 10 | KRISTJANSSON G | 11 | GISLASON YO | 14 | MAGNUSSON OI | 18 | VIDARSSON E | 1:38 | 1 | 1 | | | |
| 1 | GUSTAVSSON BP | 2 | RIKHARDSSON O | 3 | SMARASON JD | 7 | KRISTJANSSON V | 8 | ELISSON BM | 10 | KRISTJANSSON G | 18 | VIDARSSON E | 1:35 | 1 | 0 | | | |
| 2 | RIKHARDSSON O | 8 | ELISSON BM | 11 | GISLASON YO | 14 | MAGNUSSON OI | 16 | HALLGRIMSSON VG | 21 | ARNARSSON A | 25 | THRASTARSON H | 1:32 | 2 | 1 | | | |
| 2 | RIKHARDSSON O | 3 | SMARASON JD | 7 | KRISTJANSSON V | 8 | ELISSON BM | 10 | KRISTJANSSON G | 14 | MAGNUSSON OI | 18 | VIDARSSON E | 1:30 | 1 | 1 | | | |
| 2 | RIKHARDSSON O | 3 | SMARASON JD | 8 | ELISSON BM | 10 | KRISTJANSSON G | 14 | MAGNUSSON OI | 18 | VIDARSSON E | 25 | THRASTARSON H | 1:21 | 1 | 0 | | | |
| 1 | GUSTAVSSON BP | 2 | RIKHARDSSON O | 8 | ELISSON BM | 10 | KRISTJANSSON G | 11 | GISLASON YO | 18 | VIDARSSON E | 25 | THRASTARSON H | 1:21 | 0 | 2 | | | |
| 2 | RIKHARDSSON O | 3 | SMARASON JD | 10 | KRISTJANSSON G | 11 | GISLASON YO | 14 | MAGNUSSON OI | 16 | HALLGRIMSSON VG | 18 | VIDARSSON E | 1:11 | 0 | 2 | | | |
| 2 | RIKHARDSSON O | 7 | KRISTJANSSON V | 8 | ELISSON BM | 10 | KRISTJANSSON G | 14 | MAGNUSSON OI | 21 | ARNARSSON A | 25 | THRASTARSON H | 1:07 | 0 | 0 | | | |
| 1 | GUSTAVSSON BP | 8 | ELISSON BM | 10 | KRISTJANSSON G | 11 | GISLASON YO | 14 | MAGNUSSON OI | 18 | VIDARSSON E | 25 | THRASTARSON H | 1:04 | 3 | 1 | | | |
| 1 | GUSTAVSSON BP | 3 | SMARASON JD | 8 | ELISSON BM | 10 | KRISTJANSSON G | 11 | GISLASON YO | 18 | VIDARSSON E | 27 | OLAFSSON E | 1:03 | 0 | 1 | | | |
| 1 | GUSTAVSSON BP | 2 | RIKHARDSSON O | 8 | ELISSON BM | 11 | GISLASON YO | 18 | VIDARSSON E | 25 | THRASTARSON H | 27 | OLAFSSON E | 0:52 | 0 | 1 | | | |
| 2 | RIKHARDSSON O | 8 | ELISSON BM | 10 | KRISTJANSSON G | 14 | MAGNUSSON OI | 16 | HALLGRIMSSON VG | 21 | ARNARSSON A | 25 | THRASTARSON H | 0:47 | 0 | 0 | | | |
| 2 | RIKHARDSSON O | 7 | KRISTJANSSON V | 10 | KRISTJANSSON G | 14 | MAGNUSSON OI | 16 | HALLGRIMSSON VG | 21 | ARNARSSON A | 25 | THRASTARSON H | 0:39 | 0 | 1 | | | |
| 1 | GUSTAVSSON BP | 2 | RIKHARDSSON O | 3 | SMARASON JD | 8 | ELISSON BM | 11 | GISLASON YO | 18 | VIDARSSON E | 27 | OLAFSSON E | 0:39 | 0 | 0 | | | |
| 1 | GUSTAVSSON BP | 2 | RIKHARDSSON O | 3 | SMARASON JD | 7 | KRISTJANSSON V | 11 | GISLASON YO | 14 | MAGNUSSON OI | 18 | VIDARSSON E | 0:38 | 0 | 0 | | | |
| 2 | RIKHARDSSON O | 7 | KRISTJANSSON V | 8 | ELISSON BM | 11 | GISLASON YO | 14 | MAGNUSSON OI | 16 | HALLGRIMSSON VG | 25 | THRASTARSON H | 0:29 | 0 | 1 | | | |
| 2 | RIKHARDSSON O | 3 | SMARASON JD | 8 | ELISSON BM | 11 | GISLASON YO | 14 | MAGNUSSON OI | 16 | HALLGRIMSSON VG | 19 | THORKELSSON OF | 0:28 | 1 | 0 | | | |
| 2 | RIKHARDSSON O | 3 | SMARASON JD | 8 | ELISSON BM | 10 | KRISTJANSSON G | 14 | MAGNUSSON OI | 19 | THORKELSSON OF | 21 | ARNARSSON A | 0:27 | 1 | 0 | | | |
| 2 | RIKHARDSSON O | 3 | SMARASON JD | 8 | ELISSON BM | 11 | GISLASON YO | 14 | MAGNUSSON OI | 16 | HALLGRIMSSON VG | 21 | ARNARSSON A | 0:25 | 0 | 1 | | | |
| 2 | RIKHARDSSON O | 3 | SMARASON JD | 11 | GISLASON YO | 14 | MAGNUSSON OI | 16 | HALLGRIMSSON VG | 19 | THORKELSSON OF | 21 | ARNARSSON A | 0:25 | 0 | 1 | | | |
| 2 | RIKHARDSSON O | 7 | KRISTJANSSON V | 10 | KRISTJANSSON G | 11 | GISLASON YO | 16 | HALLGRIMSSON VG | 21 | ARNARSSON A | 25 | THRASTARSON H | 0:21 | 0 | 1 | | | |
| 8 | ELISSON BM | 11 | GISLASON YO | 14 | MAGNUSSON OI | 16 | HALLGRIMSSON VG | 18 | VIDARSSON E | 25 | THRASTARSON H | 27 | OLAFSSON E | 0:17 | 2 | 0 | | | |
| 1 | GUSTAVSSON BP | 2 | RIKHARDSSON O | 3 | SMARASON JD | 7 | KRISTJANSSON V | 10 | KRISTJANSSON G | 11 | GISLASON YO | 18 | VIDARSSON E | 0:14 | 0 | 0 | | | |
| 2 | RIKHARDSSON O | 7 | KRISTJANSSON V | 8 | ELISSON BM | 10 | KRISTJANSSON G | 14 | MAGNUSSON OI | 16 | HALLGRIMSSON VG | 21 | ARNARSSON A | 0:11 | 0 | 0 | | | |
| 1 | GUSTAVSSON BP | 2 | RIKHARDSSON O | 3 | SMARASON JD | 7 | KRISTJANSSON V | 10 | KRISTJANSSON G | 14 | MAGNUSSON OI | 18 | VIDARSSON E | 0:11 | 1 | 0 | | | |
| 2 | RIKHARDSSON O | 8 | ELISSON BM | 10 | KRISTJANSSON G | 11 | GISLASON YO | 14 | MAGNUSSON OI | 25 | THRASTARSON H | 27 | OLAFSSON E | 0:11 | 0 | 0 | | | |
| 2 | RIKHARDSSON O | 8 | ELISSON BM | 11 | GISLASON YO | 14 | MAGNUSSON OI | 16 | HALLGRIMSSON VG | 18 | VIDARSSON E | 25 | THRASTARSON H | 0:11 | 0 | 0 | | | |
| 2 | RIKHARDSSON O | 3 | SMARASON JD | 10 | KRISTJANSSON G | 11 | GISLASON YO | 14 | MAGNUSSON OI | 16 | HALLGRIMSSON VG | 21 | ARNARSSON A | 0:10 | 0 | 0 | | | |
| 2 | RIKHARDSSON O | 8 | ELISSON BM | 10 | KRISTJANSSON G | 11 | GISLASON YO | 16 | HALLGRIMSSON VG | 18 | VIDARSSON E | 25 | THRASTARSON H | 0:10 | 0 | 0 | | | |
| 1 | GUSTAVSSON BP | 2 | RIKHARDSSON O | 3 | SMARASON JD | 8 | ELISSON BM | 10 | KRISTJANSSON G | 11 | GISLASON YO | 18 | VIDARSSON E | 0:08 | 0 | 0 | | | |
| 2 | RIKHARDSSON O | 3 | SMARASON JD | 8 | ELISSON BM | 11 | GISLASON YO | 14 | MAGNUSSON OI | 18 | VIDARSSON E | 25 | THRASTARSON H | 0:08 | 0 | 0 | | | |
| 2 | RIKHARDSSON O | 8 | ELISSON BM | 10 | KRISTJANSSON G | 11 | GISLASON YO | 14 | MAGNUSSON OI | 18 | VIDARSSON E | 25 | THRASTARSON H | 0:08 | 1 | 0 | | | |
| 2 | RIKHARDSSON O | 8 | ELISSON BM | 11 | GISLASON YO | 14 | MAGNUSSON OI | 18 | VIDARSSON E | 25 | THRASTARSON H | 27 | OLAFSSON E | 0:07 | 1 | 0 | | | |
| 1 | GUSTAVSSON BP | 2 | RIKHARDSSON O | 8 | ELISSON BM | 10 | KRISTJANSSON G | 18 | VIDARSSON E | 25 | THRASTARSON H | 27 | OLAFSSON E | 0:06 | 0 | 0 | | | |
| 2 | RIKHARDSSON O | 8 | ELISSON BM | 10 | KRISTJANSSON G | 14 | MAGNUSSON OI | 18 | VIDARSSON E | 25 | THRASTARSON H | 27 | OLAFSSON E | 0:06 | 1 | 0 | | | |
| 2 | RIKHARDSSON O | 7 | KRISTJANSSON V | 10 | KRISTJANSSON G | 11 | GISLASON YO | 14 | MAGNUSSON OI | 16 | HALLGRIMSSON VG | 21 | ARNARSSON A | 0:05 | 0 | 0 | | | |
| 2 | RIKHARDSSON O | 8 | ELISSON BM | 10 | KRISTJANSSON G | 16 | HALLGRIMSSON VG | 18 | VIDARSSON E | 25 | THRASTARSON H | 27 | OLAFSSON E | 0:05 | 0 | 0 | | | |
| 8 | ELISSON BM | 10 | KRISTJANSSON G | 11 | GISLASON YO | 14 | MAGNUSSON OI | 16 | HALLGRIMSSON VG | 18 | VIDARSSON E | 25 | THRASTARSON H | 0:05 | 0 | 0 | | | |
| 2 | RIKHARDSSON O | 3 | SMARASON JD | 10 | KRISTJANSSON G | 14 | MAGNUSSON OI | 16 | HALLGRIMSSON VG | 19 | THORKELSSON OF | 21 | ARNARSSON A | 0:04 | 0 | 0 | | | |
| 2 | RIKHARDSSON O | 7 | KRISTJANSSON V | 8 | ELISSON BM | 10 | KRISTJANSSON G | 16 | HALLGRIMSSON VG | 21 | ARNARSSON A | 25 | THRASTARSON H | 0:04 | 0 | 0 | | | |
| 2 | RIKHARDSSON O | 3 | SMARASON JD | 8 | ELISSON BM | 10 | KRISTJANSSON G | 14 | MAGNUSSON OI | 18 | VIDARSSON E | 19 | THORKELSSON OF | 0:03 | 0 | 0 | | | |

OFFICIAL PARTNERS



EHF PARTNERS



NATIONAL SUPPLIERS



Line-Up Analysis

Herning

Attendance: 15.000

Match No: 64

ISL 33 - 34 CRO

ISL - Iceland

| Lineup efficiency | | Time Played | | | | | GF | GA | |
|-------------------|-------------------|-----------------|--------------------|-----------------|--------------------|------------------|------|----|---|
| 1 GUSTAVSSON BP | 2 RIKHARDSSON O | 8 ELISSON BM | 11 GISLASON YÖ | 14 MAGNUSSON OI | 18 VIDARSSON E | 25 THRASTARSON H | 0:03 | 0 | 0 |
| 8 ELISSON BM | 10 KRISTJANSSON G | 14 MAGNUSSON OI | 16 HALLGRIMSSON VG | 18 VIDARSSON E | 25 THRASTARSON H | 27 OLAFSSON E | 0:03 | 0 | 0 |
| 2 RIKHARDSSON O | 7 KRISTJANSSON V | 8 ELISSON BM | 10 KRISTJANSSON G | 14 MAGNUSSON OI | 16 HALLGRIMSSON VG | 25 THRASTARSON H | 0:01 | 0 | 0 |

| Score development | | Time Played | | | | | G Diff. | |
|-------------------|-------------------|-------------------|--------------------|--------------------|--------------------|-------------------|---------|----|
| 1 GUSTAVSSON BP | 2 RIKHARDSSON O | 3 SMARASON JD | 8 ELISSON BM | 10 KRISTJANSSON G | 14 MAGNUSSON OI | 18 VIDARSSON E | 6:09 | +6 |
| 2 RIKHARDSSON O | 3 SMARASON JD | 8 ELISSON BM | 10 KRISTJANSSON G | 14 MAGNUSSON OI | 16 HALLGRIMSSON VG | 18 VIDARSSON E | 3:20 | +3 |
| 8 ELISSON BM | 11 GISLASON YÖ | 14 MAGNUSSON OI | 16 HALLGRIMSSON VG | 18 VIDARSSON E | 25 THRASTARSON H | 27 OLAFSSON E | 0:17 | +2 |
| 1 GUSTAVSSON BP | 2 RIKHARDSSON O | 3 SMARASON JD | 7 KRISTJANSSON V | 8 ELISSON BM | 10 KRISTJANSSON G | 18 VIDARSSON E | 1:04 | +2 |
| 2 RIKHARDSSON O | 8 ELISSON BM | 10 KRISTJANSSON G | 14 MAGNUSSON OI | 16 HALLGRIMSSON VG | 18 VIDARSSON E | 25 THRASTARSON H | 1:49 | +2 |
| 2 RIKHARDSSON O | 8 ELISSON BM | 10 KRISTJANSSON G | 14 MAGNUSSON OI | 18 VIDARSSON E | 25 THRASTARSON H | 27 OLAFSSON E | 0:06 | +1 |
| 2 RIKHARDSSON O | 8 ELISSON BM | 11 GISLASON YÖ | 14 MAGNUSSON OI | 18 VIDARSSON E | 25 THRASTARSON H | 27 OLAFSSON E | 0:07 | +1 |
| 2 RIKHARDSSON O | 8 ELISSON BM | 10 KRISTJANSSON G | 11 GISLASON YÖ | 14 MAGNUSSON OI | 18 VIDARSSON E | 25 THRASTARSON H | 0:08 | +1 |
| 1 GUSTAVSSON BP | 2 RIKHARDSSON O | 3 SMARASON JD | 7 KRISTJANSSON V | 8 ELISSON BM | 10 KRISTJANSSON G | 18 VIDARSSON E | 0:11 | +1 |
| 2 RIKHARDSSON O | 3 SMARASON JD | 8 ELISSON BM | 10 KRISTJANSSON G | 14 MAGNUSSON OI | 19 THORKELSSON OF | 21 ARNARSSON A | 0:27 | +1 |
| 2 RIKHARDSSON O | 3 SMARASON JD | 8 ELISSON BM | 11 GISLASON YÖ | 14 MAGNUSSON OI | 16 HALLGRIMSSON VG | 19 THORKELSSON OF | 0:28 | +1 |
| 2 RIKHARDSSON O | 3 SMARASON JD | 8 ELISSON BM | 10 KRISTJANSSON G | 14 MAGNUSSON OI | 18 VIDARSSON E | 25 THRASTARSON H | 1:21 | +1 |
| 2 RIKHARDSSON O | 8 ELISSON BM | 11 GISLASON YÖ | 14 MAGNUSSON OI | 16 HALLGRIMSSON VG | 21 ARNARSSON A | 25 THRASTARSON H | 1:32 | +1 |
| 1 GUSTAVSSON BP | 2 RIKHARDSSON O | 3 SMARASON JD | 7 KRISTJANSSON V | 8 ELISSON BM | 10 KRISTJANSSON G | 18 VIDARSSON E | 1:35 | +1 |
| 1 GUSTAVSSON BP | 2 RIKHARDSSON O | 8 ELISSON BM | 10 KRISTJANSSON G | 14 MAGNUSSON OI | 18 VIDARSSON E | 25 THRASTARSON H | 2:07 | +1 |
| 2 RIKHARDSSON O | 7 KRISTJANSSON V | 8 ELISSON BM | 10 KRISTJANSSON G | 14 MAGNUSSON OI | 16 HALLGRIMSSON VG | 25 THRASTARSON H | 0:01 | 0 |
| 2 RIKHARDSSON O | 3 SMARASON JD | 8 ELISSON BM | 10 KRISTJANSSON G | 14 MAGNUSSON OI | 18 VIDARSSON E | 19 THORKELSSON OF | 0:03 | 0 |
| 1 GUSTAVSSON BP | 2 RIKHARDSSON O | 8 ELISSON BM | 11 GISLASON YÖ | 14 MAGNUSSON OI | 18 VIDARSSON E | 25 THRASTARSON H | 0:03 | 0 |
| 8 ELISSON BM | 10 KRISTJANSSON G | 14 MAGNUSSON OI | 16 HALLGRIMSSON VG | 18 VIDARSSON E | 25 THRASTARSON H | 27 OLAFSSON E | 0:03 | 0 |
| 2 RIKHARDSSON O | 3 SMARASON JD | 10 KRISTJANSSON G | 14 MAGNUSSON OI | 16 HALLGRIMSSON VG | 19 THORKELSSON OF | 21 ARNARSSON A | 0:04 | 0 |
| 2 RIKHARDSSON O | 7 KRISTJANSSON V | 8 ELISSON BM | 10 KRISTJANSSON G | 16 HALLGRIMSSON VG | 21 ARNARSSON A | 25 THRASTARSON H | 0:04 | 0 |
| 2 RIKHARDSSON O | 7 KRISTJANSSON V | 10 KRISTJANSSON G | 11 GISLASON YÖ | 14 MAGNUSSON OI | 16 HALLGRIMSSON VG | 21 ARNARSSON A | 0:05 | 0 |
| 2 RIKHARDSSON O | 8 ELISSON BM | 10 KRISTJANSSON G | 16 HALLGRIMSSON VG | 18 VIDARSSON E | 25 THRASTARSON H | 27 OLAFSSON E | 0:05 | 0 |
| 8 ELISSON BM | 10 KRISTJANSSON G | 11 GISLASON YÖ | 14 MAGNUSSON OI | 16 HALLGRIMSSON VG | 18 VIDARSSON E | 25 THRASTARSON H | 0:05 | 0 |
| 1 GUSTAVSSON BP | 2 RIKHARDSSON O | 8 ELISSON BM | 10 KRISTJANSSON G | 18 VIDARSSON E | 25 THRASTARSON H | 27 OLAFSSON E | 0:06 | 0 |
| 1 GUSTAVSSON BP | 2 RIKHARDSSON O | 3 SMARASON JD | 8 ELISSON BM | 10 KRISTJANSSON G | 11 GISLASON YÖ | 18 VIDARSSON E | 0:08 | 0 |
| 2 RIKHARDSSON O | 3 SMARASON JD | 8 ELISSON BM | 11 GISLASON YÖ | 14 MAGNUSSON OI | 18 VIDARSSON E | 25 THRASTARSON H | 0:08 | 0 |
| 2 RIKHARDSSON O | 3 SMARASON JD | 10 KRISTJANSSON G | 11 GISLASON YÖ | 14 MAGNUSSON OI | 16 HALLGRIMSSON VG | 21 ARNARSSON A | 0:10 | 0 |
| 2 RIKHARDSSON O | 8 ELISSON BM | 10 KRISTJANSSON G | 11 GISLASON YÖ | 16 HALLGRIMSSON VG | 18 VIDARSSON E | 25 THRASTARSON H | 0:10 | 0 |
| 2 RIKHARDSSON O | 7 KRISTJANSSON V | 8 ELISSON BM | 10 KRISTJANSSON G | 14 MAGNUSSON OI | 16 HALLGRIMSSON VG | 21 ARNARSSON A | 0:11 | 0 |
| 2 RIKHARDSSON O | 8 ELISSON BM | 10 KRISTJANSSON G | 11 GISLASON YÖ | 14 MAGNUSSON OI | 25 THRASTARSON H | 27 OLAFSSON E | 0:11 | 0 |
| 2 RIKHARDSSON O | 8 ELISSON BM | 11 GISLASON YÖ | 14 MAGNUSSON OI | 16 HALLGRIMSSON VG | 18 VIDARSSON E | 25 THRASTARSON H | 0:11 | 0 |
| 1 GUSTAVSSON BP | 2 RIKHARDSSON O | 3 SMARASON JD | 7 KRISTJANSSON V | 10 KRISTJANSSON G | 11 GISLASON YÖ | 18 VIDARSSON E | 0:14 | 0 |
| 1 GUSTAVSSON BP | 2 RIKHARDSSON O | 3 SMARASON JD | 7 KRISTJANSSON V | 11 GISLASON YÖ | 14 MAGNUSSON OI | 18 VIDARSSON E | 0:38 | 0 |
| 1 GUSTAVSSON BP | 2 RIKHARDSSON O | 3 SMARASON JD | 8 ELISSON BM | 11 GISLASON YÖ | 18 VIDARSSON E | 27 OLAFSSON E | 0:39 | 0 |
| 2 RIKHARDSSON O | 8 ELISSON BM | 10 KRISTJANSSON G | 14 MAGNUSSON OI | 16 HALLGRIMSSON VG | 21 ARNARSSON A | 25 THRASTARSON H | 0:47 | 0 |
| 2 RIKHARDSSON O | 7 KRISTJANSSON V | 8 ELISSON BM | 10 KRISTJANSSON G | 14 MAGNUSSON OI | 21 ARNARSSON A | 25 THRASTARSON H | 1:07 | 0 |
| 2 RIKHARDSSON O | 3 SMARASON JD | 7 KRISTJANSSON V | 8 ELISSON BM | 10 KRISTJANSSON G | 14 MAGNUSSON OI | 18 VIDARSSON E | 1:30 | 0 |
| 1 GUSTAVSSON BP | 3 SMARASON JD | 8 ELISSON BM | 10 KRISTJANSSON G | 11 GISLASON YÖ | 14 MAGNUSSON OI | 18 VIDARSSON E | 1:38 | 0 |
| 1 GUSTAVSSON BP | 2 RIKHARDSSON O | 3 SMARASON JD | 8 ELISSON BM | 11 GISLASON YÖ | 14 MAGNUSSON OI | 18 VIDARSSON E | 2:17 | 0 |
| 2 RIKHARDSSON O | 7 KRISTJANSSON V | 10 KRISTJANSSON G | 11 GISLASON YÖ | 16 HALLGRIMSSON VG | 21 ARNARSSON A | 25 THRASTARSON H | 0:21 | -1 |
| 2 RIKHARDSSON O | 3 SMARASON JD | 8 ELISSON BM | 11 GISLASON YÖ | 14 MAGNUSSON OI | 16 HALLGRIMSSON VG | 21 ARNARSSON A | 0:25 | -1 |
| 2 RIKHARDSSON O | 3 SMARASON JD | 11 GISLASON YÖ | 14 MAGNUSSON OI | 16 HALLGRIMSSON VG | 19 THORKELSSON OF | 21 ARNARSSON A | 0:25 | -1 |
| 2 RIKHARDSSON O | 7 KRISTJANSSON V | 8 ELISSON BM | 11 GISLASON YÖ | 14 MAGNUSSON OI | 16 HALLGRIMSSON VG | 25 THRASTARSON H | 0:29 | -1 |
| 2 RIKHARDSSON O | 7 KRISTJANSSON V | 10 KRISTJANSSON G | 14 MAGNUSSON OI | 16 HALLGRIMSSON VG | 21 ARNARSSON A | 25 THRASTARSON H | 0:39 | -1 |
| 1 GUSTAVSSON BP | 2 RIKHARDSSON O | 8 ELISSON BM | 11 GISLASON YÖ | 18 VIDARSSON E | 25 THRASTARSON H | 27 OLAFSSON E | 0:52 | -1 |
| 1 GUSTAVSSON BP | 3 SMARASON JD | 8 ELISSON BM | 10 KRISTJANSSON G | 11 GISLASON YÖ | 18 VIDARSSON E | 27 OLAFSSON E | 1:03 | -1 |
| 1 GUSTAVSSON BP | 3 SMARASON JD | 7 KRISTJANSSON V | 8 ELISSON BM | 10 KRISTJANSSON G | 11 GISLASON YÖ | 18 VIDARSSON E | 1:44 | -1 |

OFFICIAL PARTNERS



EHF PARTNERS



NATIONAL SUPPLIERS



Line-Up Analysis

Herning

Attendance: 15.000

Match No: 64

ISL 33 - 34 CRO

ISL - Iceland

| Score development | | | | | | | | | | | Time Played | G Diff. | | | |
|-------------------|---------------|----|----------------|----|----------------|----|-----------------|----|--------------|----|-----------------|---------|---------------|------|----|
| 2 | RIKHARDSSON O | 3 | SMARASON JD | 8 | ELISSON BM | 10 | KRISTJANSSON G | 14 | MAGNUSSON OI | 16 | HALLGRIMSSON VG | 21 | ARNARSSON A | 1:57 | -1 |
| 2 | RIKHARDSSON O | 8 | ELISSON BM | 11 | GISLASON YÖ | 16 | HALLGRIMSSON VG | 18 | VIDARSSON E | 25 | THRASTARSON H | 27 | OLAFSSON E | 3:12 | -1 |
| 2 | RIKHARDSSON O | 3 | SMARASON JD | 10 | KRISTJANSSON G | 11 | GISLASON YÖ | 14 | MAGNUSSON OI | 16 | HALLGRIMSSON VG | 18 | VIDARSSON E | 1:11 | -2 |
| 1 | GUSTAVSSON BP | 2 | RIKHARDSSON O | 8 | ELISSON BM | 10 | KRISTJANSSON G | 11 | GISLASON YÖ | 18 | VIDARSSON E | 25 | THRASTARSON H | 1:21 | -2 |
| 1 | GUSTAVSSON BP | 8 | ELISSON BM | 10 | KRISTJANSSON G | 11 | GISLASON YÖ | 18 | VIDARSSON E | 25 | THRASTARSON H | 27 | OLAFSSON E | 2:02 | -2 |
| 1 | GUSTAVSSON BP | 2 | RIKHARDSSON O | 3 | SMARASON JD | 10 | KRISTJANSSON G | 11 | GISLASON YÖ | 14 | MAGNUSSON OI | 18 | VIDARSSON E | 2:32 | -2 |
| 8 | ELISSON BM | 10 | KRISTJANSSON G | 11 | GISLASON YÖ | 16 | HALLGRIMSSON VG | 18 | VIDARSSON E | 25 | THRASTARSON H | 27 | OLAFSSON E | 2:35 | -2 |
| 1 | GUSTAVSSON BP | 2 | RIKHARDSSON O | 3 | SMARASON JD | 7 | KRISTJANSSON V | 8 | ELISSON BM | 11 | GISLASON YÖ | 18 | VIDARSSON E | 2:46 | -3 |
| 2 | RIKHARDSSON O | 3 | SMARASON JD | 8 | ELISSON BM | 11 | GISLASON YÖ | 14 | MAGNUSSON OI | 16 | HALLGRIMSSON VG | 18 | VIDARSSON E | 5:07 | -3 |

| Empty Goal | | | | | | | | | | | Time Played | GF | GA | | | |
|------------|---------------|---|----------------|----|----------------|----|----------------|----|----------------|----|----------------|----|----------------|------|---|---|
| 2 | RIKHARDSSON O | 3 | SMARASON JD | 7 | KRISTJANSSON V | 8 | ELISSON BM | 10 | KRISTJANSSON G | 14 | MAGNUSSON OI | 18 | VIDARSSON E | 1:30 | 1 | 1 |
| 2 | RIKHARDSSON O | 3 | SMARASON JD | 8 | ELISSON BM | 10 | KRISTJANSSON G | 14 | MAGNUSSON OI | 18 | VIDARSSON E | 25 | THRASTARSON H | 1:21 | 1 | 0 |
| 2 | RIKHARDSSON O | 7 | KRISTJANSSON V | 8 | ELISSON BM | 10 | KRISTJANSSON G | 14 | MAGNUSSON OI | 21 | ARNARSSON A | 25 | THRASTARSON H | 1:07 | 0 | 0 |
| 2 | RIKHARDSSON O | 3 | SMARASON JD | 8 | ELISSON BM | 10 | KRISTJANSSON G | 14 | MAGNUSSON OI | 19 | THORKELSSON OF | 21 | ARNARSSON A | 0:27 | 1 | 0 |
| 2 | RIKHARDSSON O | 8 | ELISSON BM | 10 | KRISTJANSSON G | 11 | GISLASON YÖ | 14 | MAGNUSSON OI | 25 | THRASTARSON H | 27 | OLAFSSON E | 0:11 | 0 | 0 |
| 2 | RIKHARDSSON O | 3 | SMARASON JD | 8 | ELISSON BM | 11 | GISLASON YÖ | 14 | MAGNUSSON OI | 18 | VIDARSSON E | 25 | THRASTARSON H | 0:08 | 0 | 0 |
| 2 | RIKHARDSSON O | 8 | ELISSON BM | 10 | KRISTJANSSON G | 11 | GISLASON YÖ | 14 | MAGNUSSON OI | 18 | VIDARSSON E | 25 | THRASTARSON H | 0:08 | 1 | 0 |
| 2 | RIKHARDSSON O | 8 | ELISSON BM | 11 | GISLASON YÖ | 14 | MAGNUSSON OI | 18 | VIDARSSON E | 25 | THRASTARSON H | 27 | OLAFSSON E | 0:07 | 1 | 0 |
| 2 | RIKHARDSSON O | 8 | ELISSON BM | 10 | KRISTJANSSON G | 14 | MAGNUSSON OI | 18 | VIDARSSON E | 25 | THRASTARSON H | 27 | OLAFSSON E | 0:06 | 1 | 0 |
| 2 | RIKHARDSSON O | 3 | SMARASON JD | 8 | ELISSON BM | 10 | KRISTJANSSON G | 14 | MAGNUSSON OI | 18 | VIDARSSON E | 19 | THORKELSSON OF | 0:03 | 0 | 0 |

OFFICIAL PARTNERS



EHF PARTNERS



NATIONAL SUPPLIERS



Bronze Medal Match

Line-Up Analysis

Herning

Attendance: 15.000

Match No: 64

ISL 33 - 34 CRO

CRO - Croatia

| Lineup efficiency | | | | | | | | Time Played | GF | GA |
|-------------------|--------------|-----------------|-----------------|-----------------|-----------------|-----------------|------|-------------|----|----|
| 6 SOSTARIC M | 12 MANDIC M | 20 MARAS M | 39 MANDIC D | 41 LUCIN T | 51 MARTINOVIC I | 93 NACINOVIC V | 9:57 | 6 | 1 | |
| 6 SOSTARIC M | 12 MANDIC M | 20 MARAS M | 30 MAMIC M | 39 MANDIC D | 41 LUCIN T | 93 NACINOVIC V | 3:14 | 0 | 3 | |
| 6 SOSTARIC M | 9 KLARICA LL | 12 MANDIC M | 33 CINDRIC L | 39 MANDIC D | 41 LUCIN T | 93 NACINOVIC V | 3:03 | 1 | 1 | |
| 6 SOSTARIC M | 9 KLARICA LL | 12 MANDIC M | 30 MAMIC M | 39 MANDIC D | 41 LUCIN T | 93 NACINOVIC V | 3:00 | 0 | 2 | |
| 6 SOSTARIC M | 20 MARAS M | 23 RAUZAN Z | 39 MANDIC D | 41 LUCIN T | 51 MARTINOVIC I | 93 NACINOVIC V | 2:51 | 2 | 0 | |
| 6 SOSTARIC M | 12 MANDIC M | 20 MARAS M | 30 MAMIC M | 39 MANDIC D | 51 MARTINOVIC I | 93 NACINOVIC V | 2:41 | 0 | 2 | |
| 6 SOSTARIC M | 9 KLARICA LL | 12 MANDIC M | 39 MANDIC D | 41 LUCIN T | 51 MARTINOVIC I | 93 NACINOVIC V | 2:13 | 2 | 0 | |
| 6 SOSTARIC M | 9 KLARICA LL | 12 MANDIC M | 41 LUCIN T | 51 MARTINOVIC I | 62 JELINIC M | 93 NACINOVIC V | 2:13 | 2 | 0 | |
| 6 SOSTARIC M | 9 KLARICA LL | 12 MANDIC M | 30 MAMIC M | 51 MARTINOVIC I | 62 JELINIC M | 93 NACINOVIC V | 1:53 | 1 | 2 | |
| 6 SOSTARIC M | 9 KLARICA LL | 30 MAMIC M | 39 MANDIC D | 41 LUCIN T | 43 SLAVIC D | 93 NACINOVIC V | 1:50 | 1 | 1 | |
| 6 SOSTARIC M | 12 MANDIC M | 20 MARAS M | 30 MAMIC M | 39 MANDIC D | 51 MARTINOVIC I | 52 SUSNJA L | 1:45 | 1 | 1 | |
| 6 SOSTARIC M | 9 KLARICA LL | 20 MARAS M | 39 MANDIC D | 41 LUCIN T | 51 MARTINOVIC I | 93 NACINOVIC V | 1:35 | 1 | 0 | |
| 6 SOSTARIC M | 12 MANDIC M | 20 MARAS M | 33 CINDRIC L | 39 MANDIC D | 51 MARTINOVIC I | 93 NACINOVIC V | 1:19 | 0 | 1 | |
| 6 SOSTARIC M | 12 MANDIC M | 20 MARAS M | 30 MAMIC M | 51 MARTINOVIC I | 52 SUSNJA L | 62 JELINIC M | 1:14 | 1 | 1 | |
| 6 SOSTARIC M | 12 MANDIC M | 20 MARAS M | 30 MAMIC M | 39 MANDIC D | 41 LUCIN T | 52 SUSNJA L | 1:13 | 0 | 0 | |
| 6 SOSTARIC M | 12 MANDIC M | 20 MARAS M | 33 CINDRIC L | 39 MANDIC D | 41 LUCIN T | 93 NACINOVIC V | 1:11 | 2 | 0 | |
| 6 SOSTARIC M | 9 KLARICA LL | 23 RAUZAN Z | 41 LUCIN T | 51 MARTINOVIC I | 62 JELINIC M | 93 NACINOVIC V | 1:04 | 1 | 0 | |
| 12 MANDIC M | 20 MARAS M | 30 MAMIC M | 33 CINDRIC L | 39 MANDIC D | 41 LUCIN T | 93 NACINOVIC V | 0:55 | 1 | 0 | |
| 9 KLARICA LL | 12 MANDIC M | 30 MAMIC M | 33 CINDRIC L | 39 MANDIC D | 41 LUCIN T | 93 NACINOVIC V | 0:53 | 0 | 1 | |
| 6 SOSTARIC M | 12 MANDIC M | 20 MARAS M | 30 MAMIC M | 33 CINDRIC L | 39 MANDIC D | 52 SUSNJA L | 0:52 | 1 | 1 | |
| 12 MANDIC M | 20 MARAS M | 30 MAMIC M | 33 CINDRIC L | 39 MANDIC D | 41 LUCIN T | 52 SUSNJA L | 0:49 | 0 | 0 | |
| 6 SOSTARIC M | 12 MANDIC M | 20 MARAS M | 30 MAMIC M | 33 CINDRIC L | 39 MANDIC D | 93 NACINOVIC V | 0:48 | 0 | 1 | |
| 6 SOSTARIC M | 12 MANDIC M | 20 MARAS M | 30 MAMIC M | 39 MANDIC D | 62 JELINIC M | 93 NACINOVIC V | 0:46 | 1 | 1 | |
| 6 SOSTARIC M | 9 KLARICA LL | 12 MANDIC M | 30 MAMIC M | 51 MARTINOVIC I | 52 SUSNJA L | 62 JELINIC M | 0:45 | 0 | 2 | |
| 6 SOSTARIC M | 9 KLARICA LL | 30 MAMIC M | 41 LUCIN T | 51 MARTINOVIC I | 52 SUSNJA L | 62 JELINIC M | 0:44 | 0 | 1 | |
| 6 SOSTARIC M | 9 KLARICA LL | 39 MANDIC D | 41 LUCIN T | 43 SLAVIC D | 51 MARTINOVIC I | 93 NACINOVIC V | 0:42 | 1 | 0 | |
| 6 SOSTARIC M | 12 MANDIC M | 20 MARAS M | 41 LUCIN T | 51 MARTINOVIC I | 62 JELINIC M | 93 NACINOVIC V | 0:42 | 1 | 0 | |
| 9 KLARICA LL | 12 MANDIC M | 30 MAMIC M | 51 MARTINOVIC I | 52 SUSNJA L | 57 GLAVAS F | 62 JELINIC M | 0:34 | 0 | 1 | |
| 6 SOSTARIC M | 9 KLARICA LL | 30 MAMIC M | 41 LUCIN T | 51 MARTINOVIC I | 62 JELINIC M | 93 NACINOVIC V | 0:32 | 0 | 0 | |
| 6 SOSTARIC M | 12 MANDIC M | 20 MARAS M | 23 RAUZAN Z | 39 MANDIC D | 41 LUCIN T | 51 MARTINOVIC I | 0:30 | 1 | 0 | |
| 6 SOSTARIC M | 12 MANDIC M | 20 MARAS M | 30 MAMIC M | 51 MARTINOVIC I | 62 JELINIC M | 93 NACINOVIC V | 0:30 | 0 | 1 | |
| 6 SOSTARIC M | 9 KLARICA LL | 12 MANDIC M | 20 MARAS M | 30 MAMIC M | 39 MANDIC D | 93 NACINOVIC V | 0:29 | 0 | 0 | |
| 6 SOSTARIC M | 9 KLARICA LL | 12 MANDIC M | 20 MARAS M | 51 MARTINOVIC I | 62 JELINIC M | 93 NACINOVIC V | 0:27 | 0 | 1 | |
| 6 SOSTARIC M | 12 MANDIC M | 20 MARAS M | 23 RAUZAN Z | 39 MANDIC D | 51 MARTINOVIC I | 93 NACINOVIC V | 0:24 | 2 | 0 | |
| 6 SOSTARIC M | 9 KLARICA LL | 12 MANDIC M | 20 MARAS M | 39 MANDIC D | 51 MARTINOVIC I | 93 NACINOVIC V | 0:23 | 0 | 0 | |
| 6 SOSTARIC M | 9 KLARICA LL | 12 MANDIC M | 30 MAMIC M | 41 LUCIN T | 51 MARTINOVIC I | 62 JELINIC M | 0:23 | 0 | 1 | |
| 12 MANDIC M | 20 MARAS M | 30 MAMIC M | 51 MARTINOVIC I | 57 GLAVAS F | 62 JELINIC M | 93 NACINOVIC V | 0:22 | 0 | 1 | |
| 6 SOSTARIC M | 12 MANDIC M | 20 MARAS M | 39 MANDIC D | 51 MARTINOVIC I | 52 SUSNJA L | 93 NACINOVIC V | 0:19 | 0 | 1 | |
| 12 MANDIC M | 20 MARAS M | 41 LUCIN T | 51 MARTINOVIC I | 57 GLAVAS F | 62 JELINIC M | 93 NACINOVIC V | 0:18 | 1 | 0 | |
| 6 SOSTARIC M | 9 KLARICA LL | 33 CINDRIC L | 39 MANDIC D | 41 LUCIN T | 43 SLAVIC D | 93 NACINOVIC V | 0:16 | 0 | 0 | |
| 6 SOSTARIC M | 9 KLARICA LL | 20 MARAS M | 33 CINDRIC L | 51 MARTINOVIC I | 52 SUSNJA L | 62 JELINIC M | 0:16 | 0 | 0 | |
| 9 KLARICA LL | 12 MANDIC M | 30 MAMIC M | 39 MANDIC D | 41 LUCIN T | 51 MARTINOVIC I | 93 NACINOVIC V | 0:15 | 0 | 1 | |
| 6 SOSTARIC M | 9 KLARICA LL | 20 MARAS M | 30 MAMIC M | 33 CINDRIC L | 51 MARTINOVIC I | 62 JELINIC M | 0:14 | 1 | 0 | |
| 6 SOSTARIC M | 9 KLARICA LL | 12 MANDIC M | 20 MARAS M | 30 MAMIC M | 41 LUCIN T | 62 JELINIC M | 0:14 | 0 | 0 | |
| 6 SOSTARIC M | 12 MANDIC M | 20 MARAS M | 39 MANDIC D | 41 LUCIN T | 51 MARTINOVIC I | 52 SUSNJA L | 0:11 | 0 | 0 | |
| 6 SOSTARIC M | 12 MANDIC M | 20 MARAS M | 33 CINDRIC L | 39 MANDIC D | 51 MARTINOVIC I | 52 SUSNJA L | 0:11 | 0 | 0 | |
| 6 SOSTARIC M | 20 MARAS M | 23 RAUZAN Z | 33 CINDRIC L | 39 MANDIC D | 51 MARTINOVIC I | 93 NACINOVIC V | 0:11 | 1 | 0 | |
| 6 SOSTARIC M | 20 MARAS M | 30 MAMIC M | 39 MANDIC D | 43 SLAVIC D | 51 MARTINOVIC I | 52 SUSNJA L | 0:11 | 0 | 1 | |
| 6 SOSTARIC M | 9 KLARICA LL | 12 MANDIC M | 20 MARAS M | 33 CINDRIC L | 39 MANDIC D | 51 MARTINOVIC I | 0:11 | 0 | 0 | |
| 6 SOSTARIC M | 9 KLARICA LL | 12 MANDIC M | 41 LUCIN T | 51 MARTINOVIC I | 52 SUSNJA L | 62 JELINIC M | 0:11 | 0 | 0 | |
| 6 SOSTARIC M | 9 KLARICA LL | 12 MANDIC M | 20 MARAS M | 30 MAMIC M | 51 MARTINOVIC I | 62 JELINIC M | 0:11 | 0 | 0 | |
| 6 SOSTARIC M | 9 KLARICA LL | 12 MANDIC M | 20 MARAS M | 30 MAMIC M | 52 SUSNJA L | 62 JELINIC M | 0:11 | 0 | 1 | |
| 6 SOSTARIC M | 9 KLARICA LL | 20 MARAS M | 30 MAMIC M | 43 SLAVIC D | 51 MARTINOVIC I | 62 JELINIC M | 0:10 | 0 | 1 | |
| 9 KLARICA LL | 12 MANDIC M | 51 MARTINOVIC I | 52 SUSNJA L | 57 GLAVAS F | 62 JELINIC M | 93 NACINOVIC V | 0:10 | 0 | 0 | |

OFFICIAL PARTNERS



EHF PARTNERS



NATIONAL SUPPLIERS



Line-Up Analysis

Herning

Attendance: 15.000

Match No: 64

ISL 33 - 34 CRO

CRO - Croatia

| Lineup efficiency | | | | | | | | Time Played | GF | GA |
|-------------------|--------------|--------------|-----------------|-----------------|-----------------|-----------------|------|-------------|----|----|
| 6 SOSTARIC M | 20 MARAS M | 30 MAMIC M | 39 MANDIC D | 41 LUCIN T | 43 SLAVIC D | 52 SUSNJA L | 0:08 | 0 | 1 | |
| 6 SOSTARIC M | 9 KLARICA LL | 20 MARAS M | 41 LUCIN T | 43 SLAVIC D | 51 MARTINOVIC I | 62 JELINIC M | 0:08 | 0 | 0 | |
| 6 SOSTARIC M | 9 KLARICA LL | 20 MARAS M | 33 CINDRIC L | 41 LUCIN T | 51 MARTINOVIC I | 62 JELINIC M | 0:08 | 0 | 0 | |
| 6 SOSTARIC M | 9 KLARICA LL | 20 MARAS M | 41 LUCIN T | 51 MARTINOVIC I | 62 JELINIC M | 93 NACINOVIC V | 0:07 | 0 | 0 | |
| 9 KLARICA LL | 12 MANDIC M | 20 MARAS M | 39 MANDIC D | 41 LUCIN T | 51 MARTINOVIC I | 93 NACINOVIC V | 0:06 | 0 | 0 | |
| 6 SOSTARIC M | 12 MANDIC M | 20 MARAS M | 41 LUCIN T | 51 MARTINOVIC I | 52 SUSNJA L | 62 JELINIC M | 0:06 | 0 | 0 | |
| 6 SOSTARIC M | 9 KLARICA LL | 12 MANDIC M | 23 RAUZAN Z | 51 MARTINOVIC I | 62 JELINIC M | 93 NACINOVIC V | 0:06 | 0 | 0 | |
| 6 SOSTARIC M | 9 KLARICA LL | 20 MARAS M | 33 CINDRIC L | 39 MANDIC D | 41 LUCIN T | 51 MARTINOVIC I | 0:05 | 1 | 0 | |
| 6 SOSTARIC M | 9 KLARICA LL | 33 CINDRIC L | 41 LUCIN T | 51 MARTINOVIC I | 52 SUSNJA L | 62 JELINIC M | 0:05 | 1 | 0 | |
| 6 SOSTARIC M | 20 MARAS M | 39 MANDIC D | 41 LUCIN T | 43 SLAVIC D | 51 MARTINOVIC I | 52 SUSNJA L | 0:04 | 0 | 0 | |
| 6 SOSTARIC M | 20 MARAS M | 30 MAMIC M | 33 CINDRIC L | 39 MANDIC D | 51 MARTINOVIC I | 93 NACINOVIC V | 0:04 | 0 | 0 | |
| 6 SOSTARIC M | 12 MANDIC M | 20 MARAS M | 23 RAUZAN Z | 33 CINDRIC L | 39 MANDIC D | 93 NACINOVIC V | 0:04 | 0 | 0 | |
| 6 SOSTARIC M | 9 KLARICA LL | 20 MARAS M | 39 MANDIC D | 43 SLAVIC D | 51 MARTINOVIC I | 52 SUSNJA L | 0:04 | 0 | 0 | |
| 6 SOSTARIC M | 9 KLARICA LL | 20 MARAS M | 39 MANDIC D | 41 LUCIN T | 51 MARTINOVIC I | 52 SUSNJA L | 0:04 | 0 | 0 | |
| 6 SOSTARIC M | 12 MANDIC M | 20 MARAS M | 30 MAMIC M | 39 MANDIC D | 41 LUCIN T | 51 MARTINOVIC I | 0:03 | 0 | 0 | |
| 6 SOSTARIC M | 9 KLARICA LL | 20 MARAS M | 23 RAUZAN Z | 41 LUCIN T | 51 MARTINOVIC I | 93 NACINOVIC V | 0:03 | 0 | 0 | |
| 6 SOSTARIC M | 9 KLARICA LL | 12 MANDIC M | 20 MARAS M | 51 MARTINOVIC I | 52 SUSNJA L | 62 JELINIC M | 0:03 | 0 | 0 | |
| 6 SOSTARIC M | 12 MANDIC M | 20 MARAS M | 39 MANDIC D | 51 MARTINOVIC I | 62 JELINIC M | 93 NACINOVIC V | 0:02 | 0 | 0 | |
| 6 SOSTARIC M | 9 KLARICA LL | 12 MANDIC M | 20 MARAS M | 39 MANDIC D | 41 LUCIN T | 93 NACINOVIC V | 0:02 | 0 | 0 | |
| 9 KLARICA LL | 12 MANDIC M | 41 LUCIN T | 51 MARTINOVIC I | 57 GLAVAS F | 62 JELINIC M | 93 NACINOVIC V | 0:02 | 0 | 0 | |

| Score development | | | | | | | | Time Played | G Diff. |
|-------------------|--------------|--------------|-----------------|-----------------|-----------------|-----------------|------|-------------|---------|
| 6 SOSTARIC M | 12 MANDIC M | 20 MARAS M | 39 MANDIC D | 41 LUCIN T | 51 MARTINOVIC I | 93 NACINOVIC V | 9:57 | +5 | |
| 6 SOSTARIC M | 12 MANDIC M | 20 MARAS M | 23 RAUZAN Z | 39 MANDIC D | 51 MARTINOVIC I | 93 NACINOVIC V | 0:24 | +2 | |
| 6 SOSTARIC M | 12 MANDIC M | 20 MARAS M | 33 CINDRIC L | 39 MANDIC D | 41 LUCIN T | 93 NACINOVIC V | 1:11 | +2 | |
| 6 SOSTARIC M | 9 KLARICA LL | 12 MANDIC M | 39 MANDIC D | 41 LUCIN T | 51 MARTINOVIC I | 93 NACINOVIC V | 2:13 | +2 | |
| 6 SOSTARIC M | 9 KLARICA LL | 12 MANDIC M | 41 LUCIN T | 51 MARTINOVIC I | 62 JELINIC M | 93 NACINOVIC V | 2:13 | +2 | |
| 6 SOSTARIC M | 20 MARAS M | 23 RAUZAN Z | 39 MANDIC D | 41 LUCIN T | 51 MARTINOVIC I | 93 NACINOVIC V | 2:51 | +2 | |
| 6 SOSTARIC M | 9 KLARICA LL | 20 MARAS M | 33 CINDRIC L | 39 MANDIC D | 41 LUCIN T | 51 MARTINOVIC I | 0:05 | +1 | |
| 6 SOSTARIC M | 9 KLARICA LL | 33 CINDRIC L | 41 LUCIN T | 51 MARTINOVIC I | 52 SUSNJA L | 62 JELINIC M | 0:05 | +1 | |
| 6 SOSTARIC M | 20 MARAS M | 23 RAUZAN Z | 33 CINDRIC L | 39 MANDIC D | 51 MARTINOVIC I | 93 NACINOVIC V | 0:11 | +1 | |
| 6 SOSTARIC M | 9 KLARICA LL | 20 MARAS M | 30 MAMIC M | 33 CINDRIC L | 51 MARTINOVIC I | 62 JELINIC M | 0:14 | +1 | |
| 12 MANDIC M | 20 MARAS M | 41 LUCIN T | 51 MARTINOVIC I | 57 GLAVAS F | 62 JELINIC M | 93 NACINOVIC V | 0:18 | +1 | |
| 6 SOSTARIC M | 12 MANDIC M | 20 MARAS M | 23 RAUZAN Z | 39 MANDIC D | 41 LUCIN T | 51 MARTINOVIC I | 0:30 | +1 | |
| 6 SOSTARIC M | 9 KLARICA LL | 39 MANDIC D | 41 LUCIN T | 43 SLAVIC D | 51 MARTINOVIC I | 93 NACINOVIC V | 0:42 | +1 | |
| 6 SOSTARIC M | 12 MANDIC M | 20 MARAS M | 41 LUCIN T | 51 MARTINOVIC I | 62 JELINIC M | 93 NACINOVIC V | 0:42 | +1 | |
| 12 MANDIC M | 20 MARAS M | 30 MAMIC M | 33 CINDRIC L | 39 MANDIC D | 41 LUCIN T | 93 NACINOVIC V | 0:55 | +1 | |
| 6 SOSTARIC M | 9 KLARICA LL | 23 RAUZAN Z | 41 LUCIN T | 51 MARTINOVIC I | 62 JELINIC M | 93 NACINOVIC V | 1:04 | +1 | |
| 6 SOSTARIC M | 9 KLARICA LL | 20 MARAS M | 39 MANDIC D | 41 LUCIN T | 51 MARTINOVIC I | 93 NACINOVIC V | 1:35 | +1 | |
| 6 SOSTARIC M | 12 MANDIC M | 20 MARAS M | 39 MANDIC D | 51 MARTINOVIC I | 62 JELINIC M | 93 NACINOVIC V | 0:02 | 0 | |
| 6 SOSTARIC M | 9 KLARICA LL | 12 MANDIC M | 20 MARAS M | 39 MANDIC D | 41 LUCIN T | 93 NACINOVIC V | 0:02 | 0 | |
| 9 KLARICA LL | 12 MANDIC M | 41 LUCIN T | 51 MARTINOVIC I | 57 GLAVAS F | 62 JELINIC M | 93 NACINOVIC V | 0:02 | 0 | |
| 6 SOSTARIC M | 12 MANDIC M | 20 MARAS M | 30 MAMIC M | 39 MANDIC D | 41 LUCIN T | 51 MARTINOVIC I | 0:03 | 0 | |
| 6 SOSTARIC M | 9 KLARICA LL | 20 MARAS M | 23 RAUZAN Z | 41 LUCIN T | 51 MARTINOVIC I | 93 NACINOVIC V | 0:03 | 0 | |
| 6 SOSTARIC M | 9 KLARICA LL | 12 MANDIC M | 20 MARAS M | 51 MARTINOVIC I | 52 SUSNJA L | 62 JELINIC M | 0:03 | 0 | |
| 6 SOSTARIC M | 20 MARAS M | 39 MANDIC D | 41 LUCIN T | 43 SLAVIC D | 51 MARTINOVIC I | 52 SUSNJA L | 0:04 | 0 | |
| 6 SOSTARIC M | 20 MARAS M | 30 MAMIC M | 33 CINDRIC L | 39 MANDIC D | 51 MARTINOVIC I | 93 NACINOVIC V | 0:04 | 0 | |
| 6 SOSTARIC M | 12 MANDIC M | 20 MARAS M | 23 RAUZAN Z | 33 CINDRIC L | 39 MANDIC D | 93 NACINOVIC V | 0:04 | 0 | |
| 6 SOSTARIC M | 9 KLARICA LL | 20 MARAS M | 39 MANDIC D | 43 SLAVIC D | 51 MARTINOVIC I | 52 SUSNJA L | 0:04 | 0 | |
| 6 SOSTARIC M | 9 KLARICA LL | 20 MARAS M | 39 MANDIC D | 41 LUCIN T | 51 MARTINOVIC I | 52 SUSNJA L | 0:04 | 0 | |
| 9 KLARICA LL | 12 MANDIC M | 20 MARAS M | 39 MANDIC D | 41 LUCIN T | 51 MARTINOVIC I | 93 NACINOVIC V | 0:06 | 0 | |
| 6 SOSTARIC M | 12 MANDIC M | 20 MARAS M | 41 LUCIN T | 51 MARTINOVIC I | 52 SUSNJA L | 62 JELINIC M | 0:06 | 0 | |
| 6 SOSTARIC M | 9 KLARICA LL | 12 MANDIC M | 23 RAUZAN Z | 51 MARTINOVIC I | 62 JELINIC M | 93 NACINOVIC V | 0:06 | 0 | |

OFFICIAL PARTNERS



EHF PARTNERS



NATIONAL SUPPLIERS



Bronze Medal Match

Line-Up Analysis

Herning

Attendance: 15.000

Match No: 64

ISL 33 - 34 CRO

CRO - Croatia

| Score development | | | | | | | | Time Played | G Diff. |
|-------------------|--------------|-----------------|-----------------|-----------------|-----------------|-----------------|------|-------------|---------|
| 6 SOSTARIC M | 9 KLARICA LL | 20 MARAS M | 41 LUCIN T | 51 MARTINOVIC I | 62 JELINIC M | 93 NACINOVIC V | 0:07 | 0 | |
| 6 SOSTARIC M | 9 KLARICA LL | 20 MARAS M | 41 LUCIN T | 43 SLAVIC D | 51 MARTINOVIC I | 62 JELINIC M | 0:08 | 0 | |
| 6 SOSTARIC M | 9 KLARICA LL | 20 MARAS M | 33 CINDRIC L | 41 LUCIN T | 51 MARTINOVIC I | 62 JELINIC M | 0:08 | 0 | |
| 9 KLARICA LL | 12 MANDIC M | 51 MARTINOVIC I | 52 SUSNJA L | 57 GLAVAS F | 62 JELINIC M | 93 NACINOVIC V | 0:10 | 0 | |
| 6 SOSTARIC M | 12 MANDIC M | 20 MARAS M | 39 MANDIC D | 41 LUCIN T | 51 MARTINOVIC I | 52 SUSNJA L | 0:11 | 0 | |
| 6 SOSTARIC M | 12 MANDIC M | 20 MARAS M | 33 CINDRIC L | 39 MANDIC D | 51 MARTINOVIC I | 52 SUSNJA L | 0:11 | 0 | |
| 6 SOSTARIC M | 9 KLARICA LL | 12 MANDIC M | 20 MARAS M | 33 CINDRIC L | 39 MANDIC D | 51 MARTINOVIC I | 0:11 | 0 | |
| 6 SOSTARIC M | 9 KLARICA LL | 12 MANDIC M | 41 LUCIN T | 51 MARTINOVIC I | 52 SUSNJA L | 62 JELINIC M | 0:11 | 0 | |
| 6 SOSTARIC M | 9 KLARICA LL | 12 MANDIC M | 20 MARAS M | 30 MAMIC M | 51 MARTINOVIC I | 62 JELINIC M | 0:11 | 0 | |
| 6 SOSTARIC M | 9 KLARICA LL | 12 MANDIC M | 20 MARAS M | 30 MAMIC M | 41 LUCIN T | 62 JELINIC M | 0:14 | 0 | |
| 6 SOSTARIC M | 9 KLARICA LL | 33 CINDRIC L | 39 MANDIC D | 41 LUCIN T | 43 SLAVIC D | 93 NACINOVIC V | 0:16 | 0 | |
| 6 SOSTARIC M | 9 KLARICA LL | 20 MARAS M | 33 CINDRIC L | 51 MARTINOVIC I | 52 SUSNJA L | 62 JELINIC M | 0:16 | 0 | |
| 6 SOSTARIC M | 9 KLARICA LL | 12 MANDIC M | 20 MARAS M | 39 MANDIC D | 51 MARTINOVIC I | 93 NACINOVIC V | 0:23 | 0 | |
| 6 SOSTARIC M | 9 KLARICA LL | 12 MANDIC M | 20 MARAS M | 30 MAMIC M | 39 MANDIC D | 93 NACINOVIC V | 0:29 | 0 | |
| 6 SOSTARIC M | 9 KLARICA LL | 30 MAMIC M | 41 LUCIN T | 51 MARTINOVIC I | 62 JELINIC M | 93 NACINOVIC V | 0:32 | 0 | |
| 6 SOSTARIC M | 12 MANDIC M | 20 MARAS M | 30 MAMIC M | 39 MANDIC D | 62 JELINIC M | 93 NACINOVIC V | 0:46 | 0 | |
| 12 MANDIC M | 20 MARAS M | 30 MAMIC M | 33 CINDRIC L | 39 MANDIC D | 41 LUCIN T | 52 SUSNJA L | 0:49 | 0 | |
| 6 SOSTARIC M | 12 MANDIC M | 20 MARAS M | 30 MAMIC M | 33 CINDRIC L | 39 MANDIC D | 52 SUSNJA L | 0:52 | 0 | |
| 6 SOSTARIC M | 12 MANDIC M | 20 MARAS M | 30 MAMIC M | 39 MANDIC D | 41 LUCIN T | 52 SUSNJA L | 1:13 | 0 | |
| 6 SOSTARIC M | 12 MANDIC M | 20 MARAS M | 30 MAMIC M | 51 MARTINOVIC I | 52 SUSNJA L | 62 JELINIC M | 1:14 | 0 | |
| 6 SOSTARIC M | 12 MANDIC M | 20 MARAS M | 30 MAMIC M | 39 MANDIC D | 51 MARTINOVIC I | 52 SUSNJA L | 1:45 | 0 | |
| 6 SOSTARIC M | 9 KLARICA LL | 30 MAMIC M | 39 MANDIC D | 41 LUCIN T | 43 SLAVIC D | 93 NACINOVIC V | 1:50 | 0 | |
| 6 SOSTARIC M | 9 KLARICA LL | 12 MANDIC M | 33 CINDRIC L | 39 MANDIC D | 41 LUCIN T | 93 NACINOVIC V | 3:03 | 0 | |
| 6 SOSTARIC M | 20 MARAS M | 30 MAMIC M | 39 MANDIC D | 41 LUCIN T | 43 SLAVIC D | 52 SUSNJA L | 0:08 | -1 | |
| 6 SOSTARIC M | 9 KLARICA LL | 20 MARAS M | 30 MAMIC M | 43 SLAVIC D | 51 MARTINOVIC I | 62 JELINIC M | 0:10 | -1 | |
| 6 SOSTARIC M | 20 MARAS M | 30 MAMIC M | 39 MANDIC D | 43 SLAVIC D | 51 MARTINOVIC I | 52 SUSNJA L | 0:11 | -1 | |
| 6 SOSTARIC M | 9 KLARICA LL | 12 MANDIC M | 20 MARAS M | 30 MAMIC M | 52 SUSNJA L | 62 JELINIC M | 0:11 | -1 | |
| 9 KLARICA LL | 12 MANDIC M | 30 MAMIC M | 39 MANDIC D | 41 LUCIN T | 51 MARTINOVIC I | 93 NACINOVIC V | 0:15 | -1 | |
| 6 SOSTARIC M | 12 MANDIC M | 20 MARAS M | 39 MANDIC D | 51 MARTINOVIC I | 52 SUSNJA L | 93 NACINOVIC V | 0:19 | -1 | |
| 12 MANDIC M | 20 MARAS M | 30 MAMIC M | 51 MARTINOVIC I | 57 GLAVAS F | 62 JELINIC M | 93 NACINOVIC V | 0:22 | -1 | |
| 6 SOSTARIC M | 9 KLARICA LL | 12 MANDIC M | 30 MAMIC M | 41 LUCIN T | 51 MARTINOVIC I | 62 JELINIC M | 0:23 | -1 | |
| 6 SOSTARIC M | 9 KLARICA LL | 12 MANDIC M | 20 MARAS M | 51 MARTINOVIC I | 62 JELINIC M | 93 NACINOVIC V | 0:27 | -1 | |
| 6 SOSTARIC M | 12 MANDIC M | 20 MARAS M | 30 MAMIC M | 51 MARTINOVIC I | 62 JELINIC M | 93 NACINOVIC V | 0:30 | -1 | |
| 9 KLARICA LL | 12 MANDIC M | 30 MAMIC M | 51 MARTINOVIC I | 52 SUSNJA L | 57 GLAVAS F | 62 JELINIC M | 0:34 | -1 | |
| 6 SOSTARIC M | 9 KLARICA LL | 30 MAMIC M | 41 LUCIN T | 51 MARTINOVIC I | 52 SUSNJA L | 62 JELINIC M | 0:44 | -1 | |
| 6 SOSTARIC M | 12 MANDIC M | 20 MARAS M | 30 MAMIC M | 33 CINDRIC L | 39 MANDIC D | 93 NACINOVIC V | 0:48 | -1 | |
| 9 KLARICA LL | 12 MANDIC M | 30 MAMIC M | 33 CINDRIC L | 39 MANDIC D | 41 LUCIN T | 93 NACINOVIC V | 0:53 | -1 | |
| 6 SOSTARIC M | 12 MANDIC M | 20 MARAS M | 33 CINDRIC L | 39 MANDIC D | 51 MARTINOVIC I | 93 NACINOVIC V | 1:19 | -1 | |
| 6 SOSTARIC M | 9 KLARICA LL | 12 MANDIC M | 30 MAMIC M | 51 MARTINOVIC I | 62 JELINIC M | 93 NACINOVIC V | 1:53 | -1 | |
| 6 SOSTARIC M | 9 KLARICA LL | 12 MANDIC M | 30 MAMIC M | 51 MARTINOVIC I | 52 SUSNJA L | 62 JELINIC M | 0:45 | -2 | |
| 6 SOSTARIC M | 12 MANDIC M | 20 MARAS M | 30 MAMIC M | 39 MANDIC D | 51 MARTINOVIC I | 93 NACINOVIC V | 2:41 | -2 | |
| 6 SOSTARIC M | 9 KLARICA LL | 12 MANDIC M | 30 MAMIC M | 39 MANDIC D | 41 LUCIN T | 93 NACINOVIC V | 3:00 | -2 | |
| 6 SOSTARIC M | 12 MANDIC M | 20 MARAS M | 30 MAMIC M | 39 MANDIC D | 41 LUCIN T | 93 NACINOVIC V | 3:14 | -3 | |

Empty Goal

| | | | | | | | | Time Played | GF | GA |
|--------------|--------------|-------------|--------------|-----------------|-----------------|----------------|------|-------------|----|----|
| 6 SOSTARIC M | 20 MARAS M | 23 RAUZAN Z | 39 MANDIC D | 41 LUCIN T | 51 MARTINOVIC I | 93 NACINOVIC V | 2:51 | 2 | 0 | |
| 6 SOSTARIC M | 9 KLARICA LL | 20 MARAS M | 39 MANDIC D | 41 LUCIN T | 51 MARTINOVIC I | 93 NACINOVIC V | 1:35 | 1 | 0 | |
| 6 SOSTARIC M | 9 KLARICA LL | 23 RAUZAN Z | 41 LUCIN T | 51 MARTINOVIC I | 62 JELINIC M | 93 NACINOVIC V | 1:04 | 1 | 0 | |
| 6 SOSTARIC M | 9 KLARICA LL | 30 MAMIC M | 41 LUCIN T | 51 MARTINOVIC I | 52 SUSNJA L | 62 JELINIC M | 0:44 | 0 | 1 | |
| 6 SOSTARIC M | 9 KLARICA LL | 30 MAMIC M | 41 LUCIN T | 51 MARTINOVIC I | 62 JELINIC M | 93 NACINOVIC V | 0:32 | 0 | 0 | |
| 6 SOSTARIC M | 9 KLARICA LL | 20 MARAS M | 33 CINDRIC L | 51 MARTINOVIC I | 52 SUSNJA L | 62 JELINIC M | 0:16 | 0 | 0 | |
| 6 SOSTARIC M | 9 KLARICA LL | 20 MARAS M | 30 MAMIC M | 33 CINDRIC L | 51 MARTINOVIC I | 62 JELINIC M | 0:14 | 1 | 0 | |
| 6 SOSTARIC M | 20 MARAS M | 23 RAUZAN Z | 33 CINDRIC L | 39 MANDIC D | 51 MARTINOVIC I | 93 NACINOVIC V | 0:11 | 1 | 0 | |

OFFICIAL PARTNERS



EHF PARTNERS



NATIONAL SUPPLIERS



Bronze Medal Match

Line-Up Analysis

Herning

Attendance: 15.000

Match No: 64

ISL 33 - 34 CRO

CRO - Croatia

| Empty Goal | | | | | | | | Time Played | GF | GA |
|--------------|--------------|--------------|--------------|-----------------|-----------------|-----------------|------|-------------|----|----|
| 6 SOSTARIC M | 9 KLARICA LL | 20 MARAS M | 33 CINDRIC L | 41 LUCIN T | 51 MARTINOVIC I | 62 JELINIC M | 0:08 | 0 | 0 | |
| 6 SOSTARIC M | 9 KLARICA LL | 20 MARAS M | 41 LUCIN T | 51 MARTINOVIC I | 62 JELINIC M | 93 NACINOVIC V | 0:07 | 0 | 0 | |
| 6 SOSTARIC M | 9 KLARICA LL | 20 MARAS M | 33 CINDRIC L | 39 MANDIC D | 41 LUCIN T | 51 MARTINOVIC I | 0:05 | 1 | 0 | |
| 6 SOSTARIC M | 9 KLARICA LL | 33 CINDRIC L | 41 LUCIN T | 51 MARTINOVIC I | 52 SUSNJA L | 62 JELINIC M | 0:05 | 1 | 0 | |
| 6 SOSTARIC M | 20 MARAS M | 30 MAMIC M | 33 CINDRIC L | 39 MANDIC D | 51 MARTINOVIC I | 93 NACINOVIC V | 0:04 | 0 | 0 | |
| 6 SOSTARIC M | 9 KLARICA LL | 20 MARAS M | 39 MANDIC D | 41 LUCIN T | 51 MARTINOVIC I | 52 SUSNJA L | 0:04 | 0 | 0 | |
| 6 SOSTARIC M | 9 KLARICA LL | 20 MARAS M | 23 RAUZAN Z | 41 LUCIN T | 51 MARTINOVIC I | 93 NACINOVIC V | 0:03 | 0 | 0 | |

Legend:
G Diff. Goals Difference

OFFICIAL PARTNERS



EHF PARTNERS



NATIONAL SUPPLIERS

