

### Start List

Herning

Match No: 38

### ESP - NOR

**Referees:** PAVICEVIC Ivan (MNE) / RAZNATOVIC Milos (MNE)

**Reserve:** KONJICANIN Dino (BIH) / KONJICANIN Amar (BIH)

**EHF Observer:** COHEN Shlomo (ISR)

**EHF Supervisor:** VIZITIU Nicolae (MDA)

**Timekeeper:** ZACHARIASSEN Svend (DEN)

**Scorekeeper:** HOEHRMANN Ernst (DEN)

#### ESP - Spain

No.	Name	Pos.	Height m	Int. Matches		Competition Statistics							
				MP	G	MP	G	7mG	YC	2Min	RC	S	7mS
25	HERNÁNDEZ Sergey	GK	1.98	72	14	3	2					21	1
53	BIOSCA Ignacio	GK	2.00	14	1	3						7	3
5	SERRADILLA Antonio	LB	1.98	19	11	3	2			3			
7	GURRI Jan	LB	1.90	25	43	3	12			1			
9	TARRAFETA Ian	CB	1.88	76	188	3	12						
10	DUJSHEBAEV Alex	RB	1.88	177	511	3	7						
11	ODRIOZOLA Kauldi	RW	1.83	84	209	3	4			1			
18	GARCIANDIA Imanol	RB	2.03	81	208	3	4			1			
20	SERDIO Abel	P	1.95	69	138	3	9		1	1			
22	FIS Marcos	RB	1.88	6	18	3	8						
24	DUJSHEBAEV Daniel	LB	1.96	113	247	2	3			1			
28	GÓMEZ Aleix	RW	1.83	103	418	3	11	6					
33	SUÁREZ Natan	LB	1.85	3	3	1							
37	ROMERO Victor	P	1.92	12	29								
70	FERNÁNDEZ Daniel	LW	1.80	66	216	3	6	1					
80	BARRUFET Ian	LW	1.98	18	30	3	3						
(NN)	CASADO Agustín	LB	1.93	77	192	3	7						
(NN)	RODRIGUEZ Javier	P	1.98	33	48	3	1			2			
<b>Headcoach</b>		RIBERA Jordi		<b>Bench/Team</b>									

ESP Played		
PR	SRB	29- 27
PR	AUT	30- 25
PR	GER	32- 34
MR	NOR	22 JAN
MR	DEN	24 JAN
MR	FRA	26 JAN
MR	POR	28 JAN

#### NOR - Norway

No.	Name	Pos.	Height m	Int. Matches		Competition Statistics							
				MP	G	MP	G	7mG	YC	2Min	RC	S	7mS
1	HAUG Robin	GK	1.94	10	0	3						7	1
30	BERGERUD Torbjørn	GK	2.00	170	0	3						34	
3	ECK AGA Vetle	P	1.90	77	4	3							
5	SAGOSEN Sander	LB	1.95	189	922	3	15						
10	RØNNINGEN Vetle	P	2.04	10	3	3							
22	GRØNDAHL Tobias	CB	1.82	61	207	3	10	3					
25	HOVDE Martin	P	2.01	5	10	3	6			1			
29	FREDRIKSEN Magnus	CB	1.88	31	17	3	2			1			
31	LIEN Kasper Thorsen	RW	1.94	35	57	3	5						
32	SOLSTAD Thomas	P	1.94	52	89	3	5						
35	ANDERSON Patrick	RB	1.93	12	36	3	11			1			
40	PEDERSEN August	LW	1.80	22	51	3	17	5	1	1			
43	LYSE Simen	LB	1.95	43	129	3	6						
44	GULLIKSEN Kevin	RW	1.79	111	201	3	16			1			
45	SCHØNNINGSEN Simen	RB	1.91	10	17	3	2						
71	BLONZ Alexandre	LW	1.89	101	271	3	7	2					
(NN)	AAR William	LB	1.99	34	47								
(NN)	JAKOBSEN Henrik	P	1.96	62	62								
(NN)	SETTERBLUM Gabriel	RB	1.95	18	34								
<b>Headcoach</b>		WILLE Jonas		<b>Bench/Team</b>		1							

NOR Played		
PR	UKR	39- 22
PR	CZE	29- 25
PR	FRA	34- 38
MR	ESP	22 JAN
MR	GER	24 JAN
MR	POR	26 JAN
MR	DEN	28 JAN

#### Notes:

Players below the bold line are not playing in this match.

#### Legend:

<b>(NN)</b>	Not nominated	<b>2Min</b>	2-Minute Suspensions	<b>7mG</b>	7-metre Goals	<b>7mS</b>	7-metre Saves
<b>CB</b>	Centre Back	<b>G</b>	Goals	<b>GK</b>	Goalkeeper	<b>LB</b>	Left Back
<b>LW</b>	Left Wing	<b>MP</b>	Matches Played	<b>MR</b>	Main Round	<b>P</b>	Line Player
<b>Pos</b>	Position	<b>PR</b>	Preliminary Round	<b>RB</b>	Right Back	<b>S</b>	Saves
<b>RC</b>	Red Cards (Direct and after 3rd 2-Minute Suspension)			<b>RW</b>	Right Wing		
<b>YC</b>	Yellow Cards						

#### OFFICIAL PARTNERS



#### EHF PARTNERS



#### NATIONAL SUPPLIERS



## Results

Herning

Attendance: 10.483

Match No: 38

### ESP 34 - 35 NOR

(16 - 16) (18 - 19)

Referees: PAVICEVIC Ivan (MNE) / RAZNATOVIC Milos (MNE)

#### Spain

Coach: RIBERA Jordi

Time outs: 3

No.	Name	Total		Goals / Shots							Punishments			TP					
		G/S	%	7m	6m	Wing	BT	FB	FTO	9m	EG	YC	RC		2M				
5	SERRADILLA Antonio																		
7	GURRI Jan	3/6	50		1/1					2/5									30:01
9	TARRAFETA Ian	1/3	33							1/3								32:58	
10	DUJSHEBAEV Alex	5/8	63		1/1		2/2			2/5								16:18	
11	ODRIOZOLA Kauldi	2/3	67			1/2				1/1						1		32:09	
18	GARCIANDIA Imanol	3/5	60				1/1			2/4								21:50	
20	SERDIO Abel	2/2	100		2/2													43:37	
22	FIS Marcos																	34:54	
24	DUJSHEBAEV Daniel	1/4	25				0/1			1/2	0/1							1:04	
25	HERNANDEZ Sergey																	25:35	
28	GOMEZ Aleix	8/9	89	6/6		1/1					1/2							0:18	
33	SUAREZ Natan																	38:44	
37	ROMERO Victor	4/5	80		3/4						1/1							1:45	
53	BIOSCA Ignacio																	23:40	
70	FERNANDEZ Daniel	2/2	100			1/1					1/1							55:50	
80	BARRUFET Ian	3/4	75		1/1	2/3												17:38	
	Totals	34/51	67	6/6	8/9	5/7	3/4			1/1	8/19	3/5				1	3	37:39	

No.	Name	Total		Saves / Shots														
		S/S	%	7m	6m	Wing	BT	FB	FTO	9m								
25	HERNANDEZ Sergey																	
53	BIOSCA Ignacio	10/43	23		2/10	1/10	2/4	1/7	0/3	4/9								
	EG	2																
	Totals	10/45	22		2/10	1/10	2/4	1/7	0/3	4/9								

#### Norway

Coach: WILLE Jonas

YC/RC Bench Officials: 1/0 Time outs: 2

No.	Name	Total		Goals / Shots							Punishments			TP					
		G/S	%	7m	6m	Wing	BT	FB	FTO	9m	EG	YC	RC		2M				
1	HAUG Robin																		26:14
3	ECK AGA Vette																		28:37
5	SAGOSEN Sander	2/4	50				0/1	1/1		1/2									32:37
10	RONNINGEN Vette																		4:50
22	GRONDAHL Tobias	5/8	63		1/2		2/2	1/1		1/3									23:36
25	HOVDE Martin	1/1	100							1/1									50:40
29	FREDRIKSEN Magnus																		13:43
30	BERGERUD Torbjorn																		13:43
31	LIEN Kasper Thorsen	2/2	100		1/1	1/1													26:13
32	SOLSTAD Thomas	5/5	100		5/5														16:10
35	ANDERSON Patrick	4/7	57		1/1		0/1			1/1	2/4								15:36
40	PEDERSEN August	11/13	85	0/1		7/8		3/3	1/1										37:16
43	LYSE Simen	2/3	67							1/2	1/1								59:10
44	GULLIKSEN Kevin	3/6	50		0/1	1/2		1/2			1/1								35:33
45	SCHONNINGSEN Simen																		41:45
71	BLONZ Alexandre																		
	Bench Officials																		
	Totals	35/49	71	0/1	8/10	9/11	2/4	6/7	3/3	5/11	2/2	1	1						60:00

No.	Name	Total		Saves / Shots															
		S/S	%	7m	6m	Wing	BT	FB	FTO	9m									
1	HAUG Robin	8/21	38	0/2	1/5	1/2	0/2			6/10									
30	BERGERUD Torbjorn	3/21	14	0/4	0/4	1/5	0/1			2/6									
	EG	3																	
	Totals	11/45	24	0/6	1/9	2/7	0/3			8/16									

#### Attacks

Team:	All		Player Majority		Player Minority		Position Attacks		FB		Ind. FB		Team FB		Att. Dur. (min)	Turnover		
	G/Att.	%	G/Att.	%	G/Att.	%	G/Att.	%	G/Att.	%	G/Att.	%	G/Att.	%		All	%	TOFB
ESP	34/56	61	3/4	75	2/3	67	30/51	59	6/7	86	1/1	100	5/6	83	0:35	8	14	0
NOR	35/55	64	4/4	100	1/2	50	24/43	56							0:29	10	18	0

#### RUNNING SCORE

ESP - NOR	
1st Half	
0 (2) 1	ANDERSON P
GOMEZ A 1 (3) 1	
1 (5) 2	PEDERSEN A
GOMEZ A 2 (6) 2	
SERDIO A 3 (8) 2	
GOMEZ A 4 (8) 2	
4 (10) 3	SAGOSEN S
GURRI J 5 (10) 3	
5 (10) 4	PEDERSEN A
5 (11) 5	GULLIKSEN K
6 (12) 5	
BARRUFET I 6 (12) 6	ANDERSON P
6 (12) 6	
ODRIOZOLA K 7 (13) 6	
7 (13) 7	PEDERSEN A
7 (15) 8	SOLSTAD T
GURRI J 8 (15) 8	
8 (16) 9	LYSE S
ODRIOZOLA K 9 (16) 9	
9 (17) 10	ANDERSON P
ROMERO V 10 (17) 10	
DUJSHEBAEV A 11 (18) 10	
BARRUFET I 12 (19) 10	
12 (20) 11	PEDERSEN A
12 (21) 12	PEDERSEN A
DUJSHEBAEV A 13 (21) 12	
13 (22) 13	HOVDE M
13 (24) 14	PEDERSEN A
13 (25) 15	GULLIKSEN K
FERNANDEZ D 14 (27) 15	
GOMEZ A 15 (28) 15	
15 (29) 16	GRONDAHL T
ROMERO V 16 (30) 16	
2nd Half	
16 (31) 17	GULLIKSEN K
16 (32) 18	PEDERSEN A
DUJSHEBAEV A 17 (34) 18	
ROMERO V 18 (34) 18	
DUJSHEBAEV D 19 (37) 18	
DUJSHEBAEV A 20 (38) 18	
20 (39) 19	PEDERSEN A
ROMERO V 21 (39) 19	
21 (39) 20	ANDERSON P
GARCIANDIA I 22 (40) 20	
22 (42) 21	SOLSTAD T
22 (43) 22	SAGOSEN S
GOMEZ A 23 (43) 22	
SERDIO A 24 (44) 22	
24 (45) 23	PEDERSEN A
GURRI J 25 (46) 23	
FERNANDEZ D 26 (46) 23	
26 (47) 24	LIEN KT
26 (48) 25	LYSE S
GOMEZ A 27 (48) 25	
27 (49) 26	SOLSTAD T
GOMEZ A 28 (50) 26	
28 (51) 27	GRONDAHL T
GARCIANDIA I 29 (52) 27	
29 (53) 28	PEDERSEN A
29 (53) 29	GRONDAHL T
29 (54) 30	PEDERSEN A
BARRUFET I 30 (54) 30	
30 (55) 31	SOLSTAD T
GARCIANDIA I 31 (55) 31	
31 (56) 32	GRONDAHL T
GOMEZ A 32 (57) 32	
32 (58) 33	SOLSTAD T
DUJSHEBAEV A 33 (58) 33	
33 (59) 34	LIEN KT

#### OFFICIAL PARTNERS



#### EHF PARTNERS



#### NATIONAL SUPPLIERS





MEN'S EUROPEAN HANDBALL CHAMPIONSHIP  
EHF EURO 2026



**MEN'S EHF EURO 2026**  
DENMARK · SWEDEN · NORWAY

THU 22 JAN 2026  
Start Time: 18:00

Main Round Group I

Results

Match No: 38

Herning

Attendance: 10.483  
TARRAFETA 134 (59) 34  
34 (60) 35 GRONDAHL T

Legend:	
%	Efficiency
Att. Dur.	Average Attack Duration
G/Att.	Goals/Attacks
RC	Red Cards (Direct and after Third 2-Minute Suspension)
TOFB	Turnover during Fast Breaks
2M	2-Minute Suspensions
BT	Breakthroughs
G/S	Goals/Shots
7m	7-metre Penalty Shots
FB	Fast Breaks
No.	Uniform Number
S/S	Saves/Shots
TP	Time Played
9m	9-metre Shots
FTO	Fast Throw off
Wing	Wing Shots



Report Created THU 22 JAN 2026 19:59

Page 2 of 2

OFFICIAL PARTNERS



EHF PARTNERS



NATIONAL SUPPLIERS



## Match Team Statistics

Herning

Match No: 38

ESP 34 - 35 NOR

(16 - 16) (18 - 19)

Referees: PAVICEVIC Ivan (MNE) / RAZNATOVIC Milos (MNE)

ESP - Spain

Coach: RIBERA Jordi

Time outs: 3

No.	Name	Total		All Goals / Shots							Punishments				Offence			Defence			TP		
		G/S	%	7m	7m%	6m	Wing	BT	FB	FTO	9m	EG	YC	RC	2M	2+2	AS	R7	TO/TF	ST		BS	P7
5	SERRADILLA Antonio													1		1	1						30:01
7	GURRI Jan	3/6	50			1/1				2/5						3	3						32:58
9	TARRAFETA Ian	1/3	33							1/3						1	1						16:18
10	DUJSHEBAEV Alex	5/8	63			1/1		2/2		2/5						4	1	/ 1					32:09
11	ODRIOZOLA Kauldi	2/3	67				1/2			1/1				1								1	21:50
18	GARCIANDIA Imanol	3/5	60					1/1		2/4						5	1						43:37
20	SERDIO Abel	2/2	100			2/2										3	3				1		34:54
22	FIS Marcos																						1:04
24	DUJSHEBAEV Daniel	1/4	25					0/1		1/2	0/1					1	1		1				25:35
25	HERNANDEZ Sergey																						0:18
28	GOMEZ Aleix	8/9	89	6/6	100		1/1			1/2													38:44
33	SUAREZ Natan																1						1:45
37	ROMERO Victor	4/5	80			3/4				1/1													23:40
53	BIOSCA Ignacio																						55:50
70	FERNANDEZ Daniel	2/2	100				1/1			1/1										1			17:38
80	BARRUFET Ian	3/4	75			1/1	2/3						1					1					37:39
Totals		34/51	67	6/6	100	8/9	5/7	3/4		1/1	8/19	3/5			3	18	6	7 / 1	2	1	1		

No.	Name	Total		All Saves / Shots										
		S/S	%	7m	7m%	Near Shots			FB	FTO	9m	9m%		
						All	All%	6m	Wing	BT				
25	HERNANDEZ Sergey													
53	BIOSCA Ignacio	10/43	23			5/24	21	2/10	1/10	2/4	1/7	0/3	4/9	44
Totals		10/45	22			5/24	21	2/10	1/10	2/4	1/7	0/3	4/9	44

## Attacks

Team	All		Player Majority		Player Minority		Position Attacks		FB		Ind. FB		Team FB		Att. Dur. (min)	Turnover		
	G/Att.	%	G/Att.	%	G/Att.	%	G/Att.	%	G/Att.	%	G/Att.	%	G/Att.	%		All	%	TOFB
ESP	34/56	61	3/4	75	2/3	67	30/51	59							0:35	8	14	0

## Team Shots

	Goals	Saves	Missed	Post	Blocked	Total	G/S %	Prop %
6m Shots	8	1				9	89	18
Wing Shots	5	2				7	71	14
L R	3 2	1 1				4 3	75 67	8 6
9m Shots	8	8	1	1	1	19	42	37
L C R	2 4 2	1 5 2	1	1	1	3 12 4	67 33 50	6 24 8
7m Penalty Throws	6					6	100	12
Fast Breaks								0
Breakthroughs	3			1		4	75	8
Fast Throw Offs	1					1	100	2
Empty Goals	3		1		1	5	60	10
Totals	34	11	2	2	2	51	67	100

Legend:			
%	Efficiency	2M	2-Minute Suspensions
9m	9-metre Shots	AS	Assists
C	Center	EG	Empty Goal
G/S	Goals/Shots	Ind.	Individual
R7	Received 7-metre Fouls	R	Right
ST	Steals	TO/TF	Turnover/Technical Fouls
Wing	Wing Shots	YC	Yellow Cards
2+2	2+2 Minute Suspensions	6m	6-metre Shots
Att. Dur.	Average Attack Duration	BS	Blocked Shots
FB	Fast Breaks	FTO	Fast Throw off
L	Left	P7	Penalty 7-metre Fouls
RC	Red Cards (Direct and after 3rd 2-Minute Suspension)	Prop %	Proportion of Shots
TOFB	Turnover during Fast Breaks	S/S	Saves/Shots
		TP	Time Played

### OFFICIAL PARTNERS



### EHF PARTNERS



### NATIONAL SUPPLIERS



### Main Round Group I

## Match Team Statistics

Herning

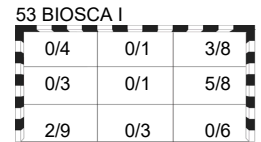
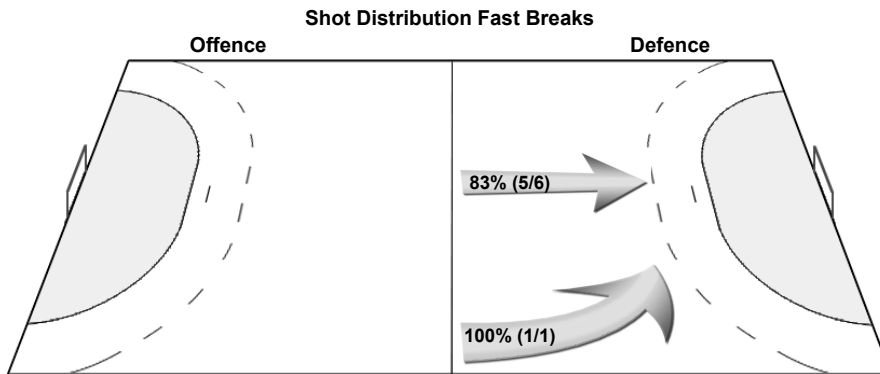
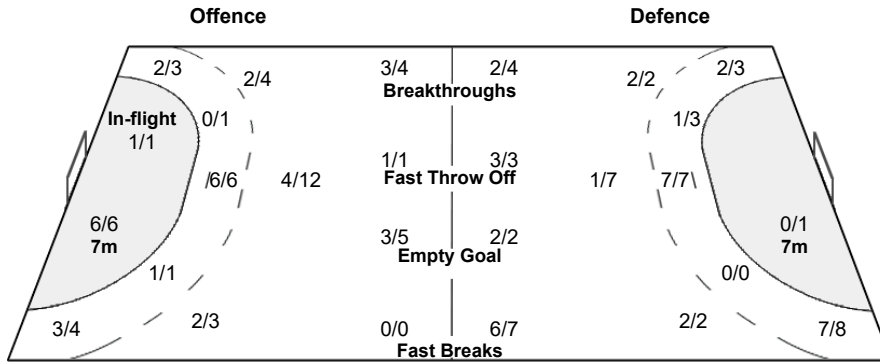

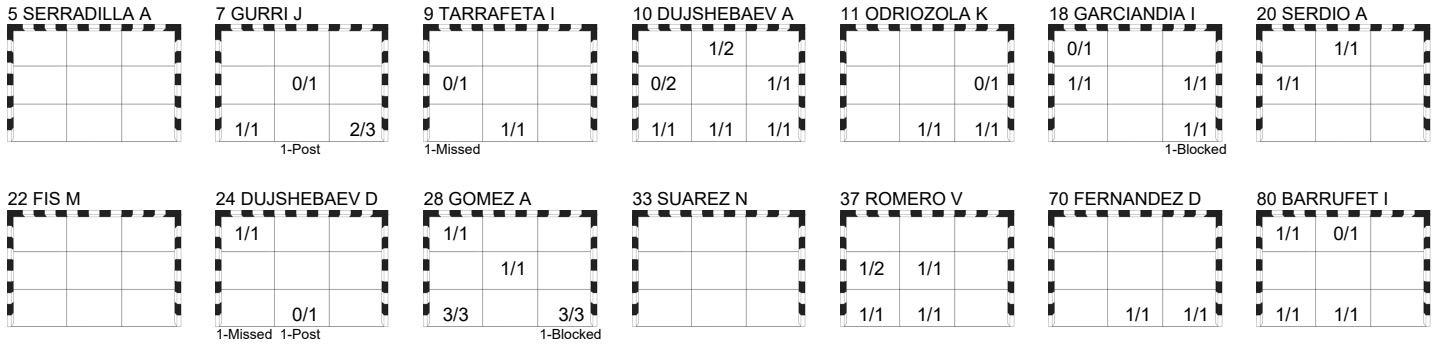
Match No: 38

**ESP 34 - 35 NOR**  
(16 - 16) (18 - 19)

Referees: PAVICEVIC Ivan (MNE) / RAZNATOVIC Milos (MNE)

**ESP - Spain**

### Overview of Shot Distribution



#### OFFICIAL PARTNERS



#### EHF PARTNERS



#### NATIONAL SUPPLIERS



THU 22 JAN 2026  
Start Time: 18:00

### Main Round Group I

## Match Team Statistics

Herning

Match No: 38

ESP 34 - 35 NOR

(16 - 16) (18 - 19)

Referees: PAVICEVIC Ivan (MNE) / RAZNATOVIC Milos (MNE)

### NOR - Norway

Coach: WILLE Jonas

YC/RC Bench Officials:1/0 Time outs: 2

No.	Name	Total		All Goals / Shots								Punishments				Offence			Defence			TP		
		G/S	%	7m	7m%	6m	Wing	BT	FB	FTO	9m	EG	YC	RC	2M	2+2	AS	R7	TO/TF	ST	BS		P7	
1	HAUG Robin																2						26:14	
3	ECK AGA Vette													2									1	28:37
5	SAGOSEN Sander	2/4	50					0/1	1/1					1/2				7		1 / 2			2	32:37
10	RONNINGEN Vette																							4:50
22	GRONDAHL Tobias	5/8	63			1/2		2/2	1/1					1/3				6		2		1		23:36
25	HOVDE Martin	1/1	100											1/1				1				1	1	50:40
29	FREDRIKSEN Magnus																							13:43
30	BERGERUD Torbjorn																	1						26:13
31	LIEN Kasper Thorsen	2/2	100			1/1	1/1															/ 1		16:10
32	SOLSTAD Thomas	5/5	100			5/5																		15:36
35	ANDERSON Patrick	4/7	57			1/1		0/1						1/1	2/4			3		1 / 1			1	37:16
40	PEDERSEN August	11/13	85	0/1	0		7/8		3/3	1/1								1		/ 1			1	59:10
43	LYSE Simen	2/3	67											1/2	1/1			1					1	35:33
44	GULLIKSEN Kevin	3/6	50			0/1	1/2		1/2						1/1									41:45
45	SCHONNINGSEN Simen																							
71	BLONZ Alexandre																							
Bench/Team													1										1	
Totals		35/49	71	0/1	0	8/10	9/11	2/4	6/7	3/3	5/11	2/2	1	4	25	1	4 / 6	2	2	6				

No.	Name	Total		All Saves / Shots										
		S/S	%	7m	7m%	Near Shots				FB	FTO	9m	9m%	
				All	All%	6m	Wing	BT						
1	HAUG Robin	8/21	38	0/2	0	2/9	22	1/5	1/2	0/2		6/10	60	
30	BERGERUD Torbjorn	3/21	14	0/4	0	1/10	10	0/4	1/5	0/1		0/1	2/6	33
EG		3												
Totals		11/45	24	0/6	0	3/19	16	1/9	2/7	0/3		0/1	8/16	50

### Attacks

Team	All		Player Majority		Player Minority		Position Attacks		FB		Ind. FB		Team FB		Att. Dur. (min)	Turnover		
	G/Att.	%	G/Att.	%	G/Att.	%	G/Att.	%	G/Att.	%	G/Att.	%	G/Att.	%		All	%	TOFB
NOR	35/55	64	4/4	100	1/2	50	24/43	56	6/7	86	1/1	100	5/6	83	0:29	10	18	0

### Team Shots

	Goals	Saves	Missed	Post	Blocked	Total	G/S %	Prop %
6m Shots	8	2				10	80	20
Wing Shots	9	1		1		11	82	22
L R	7 2	1		1		8 3	88 67	16 6
9m Shots	5	4		1	1	11	45	22
L C R	2 1 2	4		1	1	2 7 2	100 14 100	4 14 4
7m Penalty Throws				1		1	0	2
Fast Breaks	6	1				7	86	14
Breakthroughs	2	2				4	50	8
Fast Throw Offs	3					3	100	6
Empty Goals	2					2	100	4
Totals	35	10		3	1	49	71	100

Legend:			
%	Efficiency	2M	2-Minute Suspensions
9m	9-metre Shots	2+2	2+2 Minute Suspensions
C	Center	Att. Dur.	Average Attack Duration
G/S	Goals/Shots	AS	Assists
R7	Received 7-metre Fouls	EG	Empty Goal
ST	Steals	Ind.	Individual
Wing	Wing Shots	L	Left
		R	Right
		RC	Red Cards (Direct and after 3rd 2-Minute Suspension)
		TO/TF	Turnover/Technical Fouls
		YC	Yellow Cards
		6m	6-metre Shots
		BS	Blocked Shots
		FB	Fast Breaks
		FTO	Fast Throw off
		P7	Penalty 7-metre Fouls
		G/Att.	Goals/Attacks
		Prop %	Proportion of Shots
		S/S	Saves/Shots
		TP	Time Played
		TOFB	Turnover during Fast Breaks

#### OFFICIAL PARTNERS



#### EHF PARTNERS



#### NATIONAL SUPPLIERS



### Main Round Group I

## Match Team Statistics

Herning

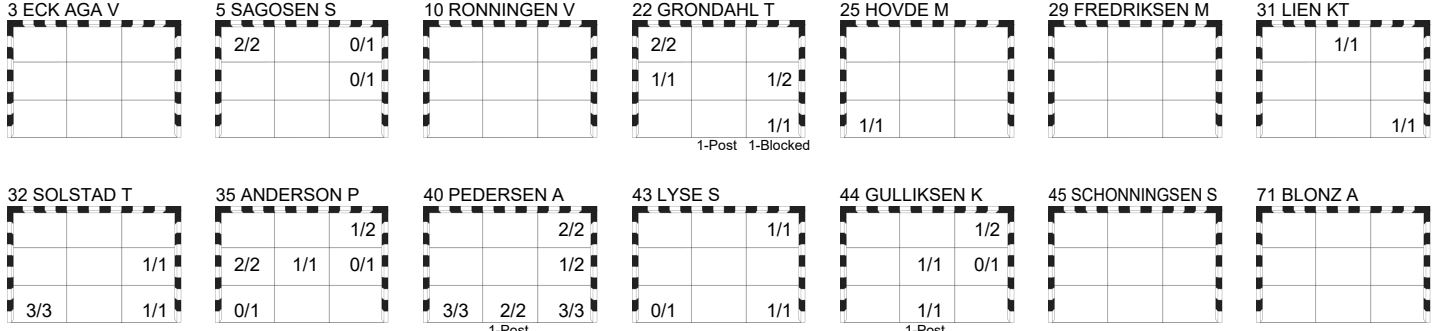
Match No: 38

**ESP 34 - 35 NOR**  
(16 - 16) (18 - 19)

Referees: PAVICEVIC Ivan (MNE) / RAZNATOVIC Milos (MNE)

**NOR - Norway**

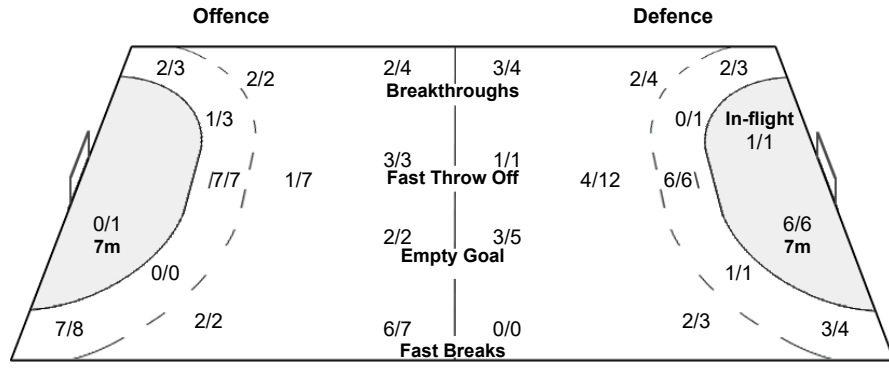
### Overview of Shot Distribution



**Team**  
Goals / Shots

4/4	1/1	5/8
3/3	2/2	3/8
7/9	3/3	7/7

3-Post 1-Blocked

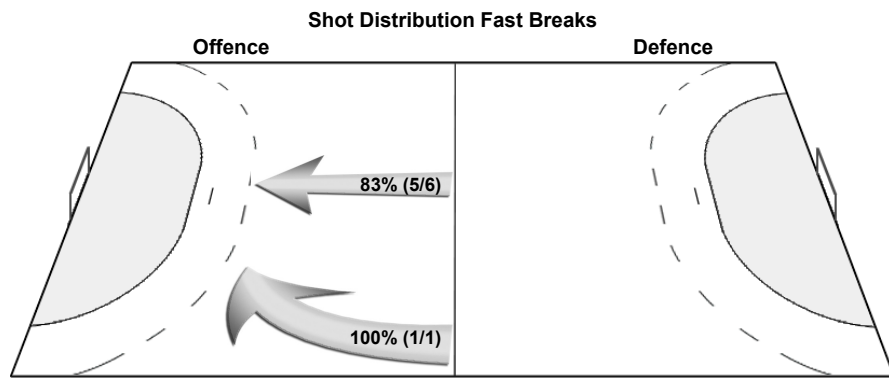


**Goalkeepers**  
Saves / Shots

1/4	2/4	
4/7	1/3	1/3
0/7	1/7	1/10

1 HAUG R


1/2	1/1	
3/6	1/1	0/2
0/2	1/2	1/5



30 BERGERUD T

0/2	1/3	
1/1		1/1
0/5	0/4	0/5

OFFICIAL PARTNERS



EHF PARTNERS



NATIONAL SUPPLIERS



### Play by Play

Match No: 38

ESP 34 - 35 NOR

(16 - 16) (18 - 19)

Referees: PAVICEVIC Ivan (MNE) / RAZNATOVIC Milos (MNE)

<b>ESP</b>	<b>5</b> SERRADILLA Antonio	<b>7</b> GURRI Jan	<b>9</b> TARRAFETA Ian	<b>A</b> ITURRI Fermín
<b>10</b> DUJSHEBAEV Alex	<b>11</b> ODRIOZOLA Kauldi	<b>18</b> GARCIANDIA Imanol	<b>B</b> RIBERA Jordi	<b>C</b> TORRESCUSA Ignacio
<b>20</b> SERDIO Abel	<b>22</b> FIS Marcos	<b>24</b> DUJSHEBAEV Daniel	<b>D</b> FLORES Cesáreo	<b>E</b> LLORENTE Francisco Daniel
<b>25</b> HERNANDEZ Sergey	<b>28</b> GOMEZ Aleix	<b>33</b> SUAREZ Natan		
<b>37</b> ROMERO Victor	<b>53</b> BIOSCA Ignacio	<b>70</b> FERNANDEZ Daniel		
<b>80</b> BARRUFET Ian				
<b>NOR</b>	<b>1</b> HAUG Robin	<b>3</b> ECK AGA Vette	<b>5</b> SAGOSEN Sander	<b>A</b> EGE Steinar
<b>10</b> RONNINGEN Vette	<b>22</b> GRONDAHL Tobias	<b>25</b> HOVDE Martin	<b>B</b> WILLE Jonas	<b>C</b> BOQUIST Martin
<b>29</b> FREDRIKSEN Magnus	<b>30</b> BERGERUD Torbjorn	<b>31</b> LIEN Kasper Thorsen	<b>D</b> MARKUSSEN Harald	<b>E</b> SODAL Beate
<b>32</b> SOLSTAD Thomas	<b>35</b> ANDERSON Patrick	<b>40</b> PEDERSEN August		
<b>43</b> LYSE Simen	<b>44</b> GULLIKSEN Kevin	<b>45</b> SCHONNINGSEN Simen		
<b>71</b> BLONZ Alexandre				

### 1st HALF

Match Time	ESP - Spain	Score	Lead	NOR - Norway
0:00	53 BIOSCA I Goalkeeper			30 BERGERUD T Goalkeeper
1:02	9 TARRAFETA I Shot centre 9m missed			
1:49		0 - 1	-1	
2:07	10 DUJSHEBAEV A 7m received			35 ANDERSON P Goal right 9m middle left, 101.12 km/h
2:16	28 GOMEZ A Goal Penalty shot bottom right (10 DUJSHEBAEV A), 89.01 km/h	1 - 1	0	5 SAGOSEN S 7m caused
3:27				35 ANDERSON P Shot centre 9m saved middle right
3:41	11 ODRIOZOLA K Shot right wing saved middle right			
3:59	20 SERDIO A Block			22 GRONDAHL T Shot centre 9m blocked
4:42	10 DUJSHEBAEV A Shot centre 9m saved top centre			
4:48		1 - 2	-1	
5:27	20 SERDIO A 7m received			40 PEDERSEN A Goal fast break bottom right (35 ANDERSON P), 100.22 km/h
5:33				3 ECK AGA V 7m caused
5:33	28 GOMEZ A Goal Penalty shot bottom right (20 SERDIO A), 62.39 km/h	2 - 2	0	1 HAUG R for 30 BERGERUD T Goalkeeper Substitution
5:49				30 BERGERUD T for 1 HAUG R Goalkeeper Substitution
6:14				5 SAGOSEN S Technical Fault
7:05	20 SERDIO A Goal centre 6m top centre (7 GURRI J), 65.34 km/h	3 - 2	+1	
7:14				43 LYSE S Shot centre 9m saved bottom left
7:32	5 SERRADILLA A 7m received			35 ANDERSON P 7m caused
7:40	28 GOMEZ A Goal Penalty shot bottom left (5 SERRADILLA A), 64.68 km/h	4 - 2	+2	
8:45				5 SAGOSEN S Technical Fault
8:55	10 DUJSHEBAEV A for 53 BIOSCA I Empty goal			
9:06	53 BIOSCA I for 18 GARCIANDIA I Goalkeeper back			
9:17	9 TARRAFETA I Turnover			
9:25		4 - 3	+1	
9:35	7 GURRI J Goal centre 9m bottom right, 112.14 km/h	5 - 3	+2	5 SAGOSEN S Goal fast break top left (22 GRONDAHL T), 90.43 km/h
9:47		5 - 4	+1	
10:19	9 TARRAFETA I Shot centre 9m saved middle left			40 PEDERSEN A Goal left wing top right (22 GRONDAHL T), 61.22 km/h
10:25		5 - 5	0	
11:05	7 GURRI J Turnover			44 GULLIKSEN K Goal fast break top right (30 BERGERUD T), 85.85 km/h
11:13				25 HOVDE M Steal
11:26	80 BARRUFET I Goal centre 6m top left (10 DUJSHEBAEV A), 85.34 km/h	6 - 5	+1	44 GULLIKSEN K Shot fast break saved middle right
11:56		6 - 6	0	
12:06	11 ODRIOZOLA K Goal fast throw off bottom right, 97.54 km/h	7 - 6	+1	35 ANDERSON P Goal right 9m top right, 100.71 km/h
12:47		7 - 7	0	
13:49	33 SUAREZ N Turnover			40 PEDERSEN A Goal left wing bottom centre (5 SAGOSEN S), 58.85 km/h
14:02	5 SERRADILLA A 2-minutes suspension			
14:15		7 - 8	-1	
14:31	24 DUJSHEBAEV D for 53 BIOSCA I Empty goal			32 SOLSTAD T Goal centre 6m bottom right (5 SAGOSEN S), 85.20 km/h

#### OFFICIAL PARTNERS



#### EHF PARTNERS



#### NATIONAL SUPPLIERS



### Play by Play

Match No: 38

**ESP 34 - 35 NOR**

(16 - 16) (18 - 19)

#### 1st HALF

Match Time	ESP - Spain	Score	Lead	NOR - Norway
14:55	7 GURRI J Goal left 9m bottom right, 79.49 km/h	8 - 8	0	
15:02		8 - 9	-1	43 LYSE S Goal empty goal bottom right, 79.12 km/h
15:02	53 BIOSCA I for 11 ODRIOZOLA K Goalkeeper back			
15:14	11 ODRIOZOLA K for 53 BIOSCA I Empty goal			
15:42	11 ODRIOZOLA K Goal right wing bottom centre (7 GURRI J), 91.99 km/h	9 - 9	0	
15:43	53 BIOSCA I for 10 DUJSHEBAEV A Goalkeeper back			
16:16		9 - 10	-1	35 ANDERSON P Goal centre 6m middle left, 69.07 km/h
16:59	37 ROMERO V Goal centre 6m bottom centre (7 GURRI J), 82.87 km/h	10 - 10	0	
17:11	11 ODRIOZOLA K 7m caused			40 PEDERSEN A 7m received
17:16	25 HERNANDEZ S for 53 BIOSCA I Goalkeeper Substitution			
17:16				40 PEDERSEN A Penalty shot post
17:34	53 BIOSCA I for 25 HERNANDEZ S Goalkeeper Substitution			
17:57	10 DUJSHEBAEV A Goal centre 6m bottom left (24 DUJSHEBAEV D), 84.26 km/h	11 - 10	+1	
18:38				5 SAGOSEN S Shot centre 9m saved middle right
18:48	7 GURRI J for 53 BIOSCA I Empty goal			
18:52	80 BARRUFET I Goal left wing bottom left (18 GARCIAINDIA I), 67.68 km/h	12 - 10	+2	
18:55	53 BIOSCA I for 10 DUJSHEBAEV A Goalkeeper back			
19:05				1 HAUG R for 30 BERGERUD T Goalkeeper Substitution
19:26		12 - 11	+1	40 PEDERSEN A Goal left wing top right (5 SAGOSEN S), 93.54 km/h
20:11	24 DUJSHEBAEV D Turnover			
20:19		12 - 12	0	40 PEDERSEN A Goal fast break bottom right (1 HAUG R), 85.28 km/h
20:56	10 DUJSHEBAEV A Goal right 9m bottom right, 88.09 km/h	13 - 12	+1	
21:06		13 - 13	0	25 HOVDE M Goal fast throw off bottom left (43 LYSE S), 79.58 km/h
21:15	80 BARRUFET I Shot left wing saved top centre			
21:28				44 GULLIKSEN K Shot right wing post
21:57	20 SERDIO A for 53 BIOSCA I Empty goal			
22:14	7 GURRI J Shot right 9m saved bottom right			
22:17	53 BIOSCA I for 10 DUJSHEBAEV A Goalkeeper back			
22:45	11 ODRIOZOLA K 2-minutes suspension			
23:05				5 SAGOSEN S Shot breakthrough saved top right
23:27		13 - 14	-1	40 PEDERSEN A Goal left wing bottom left (5 SAGOSEN S), 93.26 km/h
23:41	10 DUJSHEBAEV A for 53 BIOSCA I Empty goal			
24:03	7 GURRI J Shot centre 9m saved middle centre			
24:10		13 - 15	-2	44 GULLIKSEN K Goal empty goal middle centre (1 HAUG R), 81.37 km/h
24:52	53 BIOSCA I for 11 ODRIOZOLA K Goalkeeper back			
24:54	Team timeout			
25:01	10 DUJSHEBAEV A Shot centre 9m saved middle left			
25:41				35 ANDERSON P Technical Fault
26:16	7 GURRI J Shot centre 9m post			
26:49	70 FERNANDEZ D Goal left wing bottom right (10 DUJSHEBAEV A), 51.08 km/h	14 - 15	-1	
27:24				22 GRONDAHL T Turnover
27:31	10 DUJSHEBAEV A for 53 BIOSCA I Empty goal			
27:36	18 GARCIAINDIA I 7m received			5 SAGOSEN S 7m caused
27:38	53 BIOSCA I for 10 DUJSHEBAEV A Goalkeeper back			
27:54	28 GOMEZ A Goal Penalty shot bottom right (18 GARCIAINDIA I), 88.54 km/h	15 - 15	0	
28:34		15 - 16	-1	22 GRONDAHL T Goal centre 6m top left (5 SAGOSEN S), 105.50 km/h
29:15	37 ROMERO V Goal centre 6m bottom left (10 DUJSHEBAEV A), 95.98 km/h	16 - 16	0	
29:43				22 GRONDAHL T Shot right 6m saved middle right
29:55	10 DUJSHEBAEV A for 53 BIOSCA I Empty goal			
30:00	18 GARCIAINDIA I Shot left 9m saved top left			

**ESP 34 - 35 NOR**

(16 - 16) (18 - 19)

Match Time	ESP - Spain	Score	Lead	NOR - Norway
------------	-------------	-------	------	--------------

#### OFFICIAL PARTNERS



#### EHF PARTNERS



#### NATIONAL SUPPLIERS



## Play by Play

Herning

Match No: 38

30:00	53 BIOSCA I	Goalkeeper			1 HAUG R	Goalkeeper
30:53			16 - 17	-1	44 GULLIKSEN K	Goal right wing bottom centre (35 ANDERSON P), 79.32 km/h
31:03	24 DUJSHEBAEV D	Shot breakthrough post				
31:16			16 - 18	-2	40 PEDERSEN A	Goal left wing bottom left (5 SAGOSEN S), 73.46 km/h
32:31					3 ECK AGA V	2-minutes suspension
33:02	10 DUJSHEBAEV A	Goal breakthrough middle right, 66.33 km/h	17 - 18	-1		
33:17					22 GRONDAHL T	for 1 HAUG R Empty goal
33:44					35 ANDERSON P	Turnover
33:49	37 ROMERO V	Goal empty goal middle centre, 109.80 km/h	18 - 18	0		
34:34					1 HAUG R	for 3 ECK AGA V Goalkeeper back
35:04						Technical Fault bench/team
35:48	37 ROMERO V	Shot right 6m saved middle left				
36:09	24 DUJSHEBAEV D	Goal centre 9m top left	19 - 18	+1		
36:20					44 GULLIKSEN K	Shot right 6m saved top right
36:21					40 PEDERSEN A	Technical Fault
37:05	10 DUJSHEBAEV A	Technical Fault				
37:15					35 ANDERSON P	Shot breakthrough saved top right
37:57	10 DUJSHEBAEV A	Goal right 9m bottom centre	20 - 18	+2		
38:05			20 - 19	+1	40 PEDERSEN A	Goal fast throw off bottom right (25 HOVDE M), 84.39 km/h
38:42	37 ROMERO V	Goal centre 6m middle left (18 GARCIANDIA I)	21 - 19	+2		
38:49			21 - 20	+1	35 ANDERSON P	Goal fast throw off middle centre (43 LYSE S), 42.11 km/h
39:46	18 GARCIANDIA I	Goal breakthrough middle right, 73.22 km/h	22 - 20	+2		
39:57					31 LIEN KT	Technical Fault
40:04	24 DUJSHEBAEV D	Shot centre 9m saved bottom centre				
40:08					43 LYSE S	2-minutes suspension
40:08	80 BARRUFET I	2-minutes suspension				
40:10					43 LYSE S	for 1 HAUG R Empty goal
40:32	24 DUJSHEBAEV D	Steal			5 SAGOSEN S	Turnover
40:38	24 DUJSHEBAEV D	Shot empty goal missed				
40:59					1 HAUG R	for 31 LIEN KT Goalkeeper back
41:00			22 - 21	+1	32 SOLSTAD T	Goal centre 6m bottom left (5 SAGOSEN S), 80.27 km/h
41:13	10 DUJSHEBAEV A	for 53 BIOSCA I Empty goal				
41:40	10 DUJSHEBAEV A	Shot right 9m saved middle left				
41:45	53 BIOSCA I	for 7 GURRI J Goalkeeper back				
41:55					32 SOLSTAD T	for 1 HAUG R Empty goal
42:07			22 - 22	0	5 SAGOSEN S	Goal left 9m top left
42:15	28 GOMEZ A	Goal empty goal middle centre	23 - 22	+1		
42:33					1 HAUG R	for 43 LYSE S Goalkeeper back
42:48					35 ANDERSON P	Shot centre 9m saved bottom left
43:32	20 SERDIO A	Goal left 6m middle left (18 GARCIANDIA I), 97.66 km/h	24 - 22	+2		
43:43						Team timeout
43:43					22 GRONDAHL T	for 1 HAUG R Empty goal
44:10					22 GRONDAHL T	Shot centre 9m post
44:12					1 HAUG R	for 35 ANDERSON P Goalkeeper back
44:20					35 ANDERSON P	for 1 HAUG R Empty goal
44:37			24 - 23	+1	40 PEDERSEN A	Goal left wing bottom left (43 LYSE S), 40.37 km/h
44:39					1 HAUG R	for 35 ANDERSON P Goalkeeper back
45:04	7 GURRI J	Goal flying throw bottom left (18 GARCIANDIA I), 86.70 km/h	25 - 23	+2		
45:18					22 GRONDAHL T	for 1 HAUG R Empty goal
45:35	70 FERNANDEZ D	Steal			22 GRONDAHL T	Turnover
45:42	70 FERNANDEZ D	Goal empty goal bottom centre, 83.36 km/h	26 - 23	+3		
46:07					1 HAUG R	for 35 ANDERSON P Goalkeeper back
46:09			26 - 24	+2	31 LIEN KT	Goal right wing top centre (22 GRONDAHL T), 42.29 km/h
46:35	7 GURRI J	Turnover				
46:52					22 GRONDAHL T	for 1 HAUG R Empty goal
47:14			26 - 25	+1	43 LYSE S	Goal left 9m top right, 113.77 km/h
47:15					1 HAUG R	for 35 ANDERSON P Goalkeeper back
47:49	20 SERDIO A	7m received			25 HOVDE M	7m caused
47:54					30 BERGERUD T	for 1 HAUG R Goalkeeper Substitution
47:54	28 GOMEZ A	Goal Penalty shot bottom left (20 SERDIO A), 61.88 km/h	27 - 25	+2		
48:11					35 ANDERSON P	for 30 BERGERUD T Empty goal

OFFICIAL PARTNERS



EHF PARTNERS



NATIONAL SUPPLIERS



## Play by Play

ESP 34 - 35 NOR

(16 - 16) (18 - 19)

### 2nd HALF

Match Time	ESP - Spain	Score	Lead	NOR - Norway
48:32		27 - 26	+1	32 SOLSTAD T Goal centre 6m middle right (43 LYSE S)
48:37				1 HAUG R for 35 ANDERSON P Goalkeeper back
49:25	Team timeout			
49:25	20 SERDIO A for 53 BIOSCA I Empty goal			
49:32	20 SERDIO A 7m received			43 LYSE S 7m caused
49:37	53 BIOSCA I for 10 DUJSHEBAEV A Goalkeeper back			
49:44				30 BERGERUD T for 1 HAUG R Goalkeeper Substitution
49:57	28 GOMEZ A Goal Penalty shot top left (20 SERDIO A), 45.21 km/h	28 - 26	+2	
50:36				22 GRONDAHL T for 30 BERGERUD T Empty goal
50:39		28 - 27	+1	22 GRONDAHL T Goal breakthrough bottom right, 88.91 km/h
50:40				1 HAUG R for 31 LIEN KT Goalkeeper back
51:12	18 GARCIAINDIA I Goal centre 9m middle left, 80.08 km/h	29 - 27	+2	
51:26				30 BERGERUD T for 1 HAUG R Goalkeeper Substitution
51:31				32 SOLSTAD T for 30 BERGERUD T Empty goal
51:49				40 PEDERSEN A Shot left wing saved middle right
52:20		29 - 28	+1	40 PEDERSEN A Goal left wing bottom centre (43 LYSE S), 73.94 km/h
52:25				30 BERGERUD T for 35 ANDERSON P Goalkeeper back
52:51	7 GURRI J Turnover			22 GRONDAHL T Steal
52:57		29 - 29	0	22 GRONDAHL T Goal individual fast break middle left, 102.63 km/h
53:09	18 GARCIAINDIA I Shot centre 9m blocked			25 HOVDE M Block
53:18		29 - 30	-1	40 PEDERSEN A Goal fast break middle right (22 GRONDAHL T), 51.51 km/h
53:21	Team timeout			
53:43	80 BARRUFET I Goal left wing bottom centre (9 TARRAFETA I)	30 - 30	0	
54:13		30 - 31	-1	32 SOLSTAD T Goal centre 6m bottom left (22 GRONDAHL T), 100.17 km/h
54:52	18 GARCIAINDIA I Goal centre 9m bottom right, 84.07 km/h	31 - 31	0	
55:13				32 SOLSTAD T for 30 BERGERUD T Empty goal
55:33		31 - 32	-1	22 GRONDAHL T Goal centre 9m middle right, 124.89 km/h
55:36				30 BERGERUD T for 35 ANDERSON P Goalkeeper back
56:50	28 GOMEZ A Goal right wing bottom left, 60.16 km/h	32 - 32	0	
57:02				32 SOLSTAD T for 30 BERGERUD T Empty goal
57:31		32 - 33	-1	32 SOLSTAD T Goal centre 6m bottom left (22 GRONDAHL T), 89.20 km/h
57:32				30 BERGERUD T for 35 ANDERSON P Goalkeeper back
57:56	10 DUJSHEBAEV A Goal breakthrough top centre	33 - 33	0	
58:09		33 - 34	-1	31 LIEN KT Goal right 6m bottom right (35 ANDERSON P), 61.53 km/h
58:41				3 ECK AGA V 2-minutes suspension
58:50	9 TARRAFETA I Goal left 9m bottom centre, 90.10 km/h	34 - 34	0	
59:11				35 ANDERSON P for 30 BERGERUD T Empty goal
59:15				Team timeout
59:28		34 - 35	-1	22 GRONDAHL T Goal breakthrough top left
59:43	28 GOMEZ A Shot empty goal blocked			40 PEDERSEN A Block
59:43				30 BERGERUD T for 35 ANDERSON P Goalkeeper back
59:45	37 ROMERO V for 53 BIOSCA I Empty goal			
59:49	53 BIOSCA I for 5 SERRADILLA A Goalkeeper back			
59:49				Video Replay (Punishment review) Punishment
59:49				25 HOVDE M 2-minutes suspension
59:49	20 SERDIO A for 53 BIOSCA I Empty goal			
59:52	53 BIOSCA I for 37 ROMERO V Goalkeeper back			
60:00				A EGE S Warning (yellow card) bench punishment
60:00	Video Replay (Game-changing situation review) No Further Sanction			
60:00	80 BARRUFET I Turnover			

#### OFFICIAL PARTNERS



#### EHF PARTNERS



#### NATIONAL SUPPLIERS



**Empty Goal Analysis**

**Herning**

**Match No: 38**

**ESP 34 - 35 NOR**

(16 - 16) (18 - 19)

**Referees:** PAVICEVIC Ivan (MNE) / RAZNATOVIC Milos (MNE)

**ATTACKS DURING OWN EMPTY GOAL SITUATION**

Players on Court	Attacks		Goals		Saves		Missed		Blocked		Post		Turnovers		Scoring Efficiency		Goals Against	
	ESP	NOR	ESP	NOR	ESP	NOR	ESP	NOR	ESP	NOR	ESP	NOR	ESP	NOR	ESP	NOR	ESP	NOR
<b>7 Against 6</b>	3	9	1	8	2	1					1		1		33	89		2
<b>6 Against 6</b>	3	2	2	1	1								1		67	50	2	1
<b>Others</b>	1	3		2	1								1		0	67		
<b>Total:</b>	<b>7</b>	<b>14</b>	<b>3</b>	<b>11</b>	<b>4</b>	<b>1</b>					<b>1</b>		<b>3</b>		<b>43</b>	<b>79</b>	<b>2</b>	<b>3</b>

**GOALS/ATTACKS DURING OWN EMPTY GOAL SITUATION - ANALYSIS OF OCCURRENCE (in 5 min intervals)**

Players on Court	1st Half											
	0-5		5-10		10-15		15-20		20-25		25-30	
	ESP	NOR	ESP	NOR	ESP	NOR	ESP	NOR	ESP	NOR	ESP	NOR
<b>7 Against 6</b>							1/1		0/1			
<b>6 Against 6</b>					1/1		1/1		0/1			
<b>Others</b>												
<b>Total:</b>					1/1		2/2		0/2			

Players on Court	2nd Half											
	30-35		35-40		40-45		45-50		50-55		55-60	
	ESP	NOR	ESP	NOR	ESP	NOR	ESP	NOR	ESP	NOR	ESP	NOR
<b>7 Against 6</b>	0/1					1/1		3/4		2/2		2/2
<b>6 Against 6</b>		0/1										1/1
<b>Others</b>					0/1	2/3						
<b>Total:</b>	<b>0/1</b>	<b>0/1</b>			<b>0/1</b>	<b>3/4</b>		<b>3/4</b>		<b>2/2</b>		<b>3/3</b>

**GOALS/ATTACKS DURING OWN EMPTY GOAL SITUATION - ANALYSIS BY DURATION**

Team	<15 sec.	15-30 sec.	30-45 sec.	45-60 sec.	>60 sec.
ESP	1/2	2/5			
NOR	2/2	8/11		1/1	

**SUBSTITUTION SUMMARY**

Players	ESP	NOR
Goalkeeper <-> Goalkeeper	2	6
Court Player <-> Goalkeeper	23	26
Court Player <-> Court Player	123	146
<b>Total:</b>	<b>148</b>	<b>178</b>

**OFFICIAL PARTNERS**



**EHF PARTNERS**



**NATIONAL SUPPLIERS**



### Main Round Group I

### Line-Up Analysis

Herning

Attendance: 10.483

Match No: 38

ESP 34 - 35 NOR

#### ESP - Spain

Lineup efficiency							Time Played	GF	GA
7 GURRI J	9 TARRAFETA I	10 DUJSHEBAEV A	11 ODRIOZOLA K	20 SERDIO A	53 BIOSCA I	80 BARRUFET I	4:10	2	3
5 SERRADILLA A	9 TARRAFETA I	11 ODRIOZOLA K	18 GARCIANDIA I	20 SERDIO A	53 BIOSCA I	80 BARRUFET I	3:40	0	1
10 DUJSHEBAEV A	18 GARCIANDIA I	24 DUJSHEBAEV D	28 GOMEZ A	37 ROMERO V	53 BIOSCA I	80 BARRUFET I	3:35	3	0
5 SERRADILLA A	7 GURRI J	18 GARCIANDIA I	20 SERDIO A	28 GOMEZ A	53 BIOSCA I	70 FERNANDEZ D	3:10	2	2
7 GURRI J	10 DUJSHEBAEV A	11 ODRIOZOLA K	24 DUJSHEBAEV D	37 ROMERO V	53 BIOSCA I	80 BARRUFET I	2:30	3	1
5 SERRADILLA A	18 GARCIANDIA I	24 DUJSHEBAEV D	28 GOMEZ A	37 ROMERO V	53 BIOSCA I	80 BARRUFET I	2:10	1	2
9 TARRAFETA I	10 DUJSHEBAEV A	18 GARCIANDIA I	20 SERDIO A	28 GOMEZ A	53 BIOSCA I	80 BARRUFET I	2:07	3	0
5 SERRADILLA A	18 GARCIANDIA I	20 SERDIO A	24 DUJSHEBAEV D	28 GOMEZ A	53 BIOSCA I	80 BARRUFET I	2:04	1	2
5 SERRADILLA A	7 GURRI J	11 ODRIOZOLA K	18 GARCIANDIA I	20 SERDIO A	53 BIOSCA I	80 BARRUFET I	2:01	1	3
7 GURRI J	10 DUJSHEBAEV A	18 GARCIANDIA I	28 GOMEZ A	37 ROMERO V	53 BIOSCA I	70 FERNANDEZ D	1:54	0	2
5 SERRADILLA A	7 GURRI J	9 TARRAFETA I	18 GARCIANDIA I	28 GOMEZ A	53 BIOSCA I	80 BARRUFET I	1:49	0	2
5 SERRADILLA A	7 GURRI J	18 GARCIANDIA I	28 GOMEZ A	37 ROMERO V	53 BIOSCA I	70 FERNANDEZ D	1:40	1	2
7 GURRI J	10 DUJSHEBAEV A	11 ODRIOZOLA K	20 SERDIO A	33 SUAREZ N	53 BIOSCA I	80 BARRUFET I	1:38	1	0
5 SERRADILLA A	11 ODRIOZOLA K	18 GARCIANDIA I	24 DUJSHEBAEV D	37 ROMERO V	53 BIOSCA I	80 BARRUFET I	1:30	0	1
5 SERRADILLA A	9 TARRAFETA I	18 GARCIANDIA I	20 SERDIO A	28 GOMEZ A	53 BIOSCA I	80 BARRUFET I	1:26	2	1
5 SERRADILLA A	18 GARCIANDIA I	24 DUJSHEBAEV D	28 GOMEZ A	37 ROMERO V	53 BIOSCA I	70 FERNANDEZ D	1:19	0	2
10 DUJSHEBAEV A	18 GARCIANDIA I	24 DUJSHEBAEV D	28 GOMEZ A	37 ROMERO V	53 BIOSCA I	70 FERNANDEZ D	1:12	0	0
7 GURRI J	10 DUJSHEBAEV A	18 GARCIANDIA I	20 SERDIO A	28 GOMEZ A	53 BIOSCA I	70 FERNANDEZ D	1:09	1	0
5 SERRADILLA A	7 GURRI J	10 DUJSHEBAEV A	18 GARCIANDIA I	28 GOMEZ A	37 ROMERO V	53 BIOSCA I	1:07	0	1
5 SERRADILLA A	18 GARCIANDIA I	20 SERDIO A	28 GOMEZ A	37 ROMERO V	53 BIOSCA I	70 FERNANDEZ D	1:01	1	1
5 SERRADILLA A	11 ODRIOZOLA K	18 GARCIANDIA I	24 DUJSHEBAEV D	28 GOMEZ A	53 BIOSCA I	70 FERNANDEZ D	0:56	0	1
5 SERRADILLA A	7 GURRI J	10 DUJSHEBAEV A	11 ODRIOZOLA K	20 SERDIO A	24 DUJSHEBAEV D	80 BARRUFET I	0:55	2	1
10 DUJSHEBAEV A	18 GARCIANDIA I	20 SERDIO A	24 DUJSHEBAEV D	28 GOMEZ A	53 BIOSCA I	80 BARRUFET I	0:55	1	0
7 GURRI J	10 DUJSHEBAEV A	18 GARCIANDIA I	28 GOMEZ A	37 ROMERO V	53 BIOSCA I	80 BARRUFET I	0:54	1	0
5 SERRADILLA A	18 GARCIANDIA I	20 SERDIO A	24 DUJSHEBAEV D	28 GOMEZ A	53 BIOSCA I	70 FERNANDEZ D	0:52	0	0
5 SERRADILLA A	7 GURRI J	10 DUJSHEBAEV A	18 GARCIANDIA I	20 SERDIO A	28 GOMEZ A	53 BIOSCA I	0:50	0	1
5 SERRADILLA A	7 GURRI J	9 TARRAFETA I	11 ODRIOZOLA K	20 SERDIO A	53 BIOSCA I	80 BARRUFET I	0:49	0	1
10 DUJSHEBAEV A	11 ODRIOZOLA K	18 GARCIANDIA I	20 SERDIO A	24 DUJSHEBAEV D	28 GOMEZ A	70 FERNANDEZ D	0:48	0	1
5 SERRADILLA A	7 GURRI J	11 ODRIOZOLA K	20 SERDIO A	24 DUJSHEBAEV D	53 BIOSCA I	80 BARRUFET I	0:45	0	1
7 GURRI J	10 DUJSHEBAEV A	18 GARCIANDIA I	20 SERDIO A	24 DUJSHEBAEV D	28 GOMEZ A	53 BIOSCA I	0:44	1	0
7 GURRI J	9 TARRAFETA I	10 DUJSHEBAEV A	11 ODRIOZOLA K	28 GOMEZ A	53 BIOSCA I	80 BARRUFET I	0:41	0	0
7 GURRI J	10 DUJSHEBAEV A	20 SERDIO A	24 DUJSHEBAEV D	28 GOMEZ A	53 BIOSCA I	70 FERNANDEZ D	0:39	0	0
7 GURRI J	10 DUJSHEBAEV A	20 SERDIO A	22 FIS M	28 GOMEZ A	53 BIOSCA I	70 FERNANDEZ D	0:32	1	0
7 GURRI J	10 DUJSHEBAEV A	22 FIS M	28 GOMEZ A	37 ROMERO V	53 BIOSCA I	70 FERNANDEZ D	0:32	1	0
10 DUJSHEBAEV A	18 GARCIANDIA I	20 SERDIO A	28 GOMEZ A	37 ROMERO V	53 BIOSCA I	70 FERNANDEZ D	0:30	1	0
10 DUJSHEBAEV A	11 ODRIOZOLA K	18 GARCIANDIA I	24 DUJSHEBAEV D	37 ROMERO V	53 BIOSCA I	80 BARRUFET I	0:27	0	0
9 TARRAFETA I	10 DUJSHEBAEV A	24 DUJSHEBAEV D	28 GOMEZ A	37 ROMERO V	53 BIOSCA I	80 BARRUFET I	0:26	1	0
5 SERRADILLA A	7 GURRI J	18 GARCIANDIA I	20 SERDIO A	24 DUJSHEBAEV D	28 GOMEZ A	53 BIOSCA I	0:26	0	0
9 TARRAFETA I	10 DUJSHEBAEV A	11 ODRIOZOLA K	18 GARCIANDIA I	20 SERDIO A	53 BIOSCA I	80 BARRUFET I	0:24	0	0
5 SERRADILLA A	11 ODRIOZOLA K	20 SERDIO A	24 DUJSHEBAEV D	37 ROMERO V	53 BIOSCA I	80 BARRUFET I	0:24	0	0
5 SERRADILLA A	7 GURRI J	18 GARCIANDIA I	28 GOMEZ A	53 BIOSCA I	70 FERNANDEZ D	80 BARRUFET I	0:24	0	0
7 GURRI J	10 DUJSHEBAEV A	18 GARCIANDIA I	20 SERDIO A	24 DUJSHEBAEV D	28 GOMEZ A	80 BARRUFET I	0:23	0	0
5 SERRADILLA A	7 GURRI J	18 GARCIANDIA I	28 GOMEZ A	37 ROMERO V	53 BIOSCA I	80 BARRUFET I	0:23	0	1
5 SERRADILLA A	7 GURRI J	11 ODRIOZOLA K	24 DUJSHEBAEV D	37 ROMERO V	53 BIOSCA I	80 BARRUFET I	0:21	0	1
7 GURRI J	10 DUJSHEBAEV A	11 ODRIOZOLA K	20 SERDIO A	24 DUJSHEBAEV D	37 ROMERO V	80 BARRUFET I	0:20	0	0
5 SERRADILLA A	7 GURRI J	11 ODRIOZOLA K	24 DUJSHEBAEV D	25 HERNANDEZ S	37 ROMERO V	80 BARRUFET I	0:18	0	0
5 SERRADILLA A	10 DUJSHEBAEV A	18 GARCIANDIA I	20 SERDIO A	28 GOMEZ A	53 BIOSCA I	80 BARRUFET I	0:18	0	1
7 GURRI J	10 DUJSHEBAEV A	11 ODRIOZOLA K	20 SERDIO A	24 DUJSHEBAEV D	28 GOMEZ A	70 FERNANDEZ D	0:17	0	0
7 GURRI J	9 TARRAFETA I	10 DUJSHEBAEV A	18 GARCIANDIA I	28 GOMEZ A	53 BIOSCA I	80 BARRUFET I	0:13	1	0
5 SERRADILLA A	7 GURRI J	10 DUJSHEBAEV A	20 SERDIO A	24 DUJSHEBAEV D	53 BIOSCA I	80 BARRUFET I	0:12	0	0
5 SERRADILLA A	10 DUJSHEBAEV A	24 DUJSHEBAEV D	28 GOMEZ A	37 ROMERO V	53 BIOSCA I	80 BARRUFET I	0:12	0	0
7 GURRI J	10 DUJSHEBAEV A	18 GARCIANDIA I	20 SERDIO A	28 GOMEZ A	37 ROMERO V	70 FERNANDEZ D	0:12	0	0
5 SERRADILLA A	9 TARRAFETA I	10 DUJSHEBAEV A	11 ODRIOZOLA K	18 GARCIANDIA I	20 SERDIO A	80 BARRUFET I	0:11	0	0
7 GURRI J	10 DUJSHEBAEV A	11 ODRIOZOLA K	20 SERDIO A	24 DUJSHEBAEV D	53 BIOSCA I	80 BARRUFET I	0:11	0	0

#### OFFICIAL PARTNERS



#### EHF PARTNERS



#### NATIONAL SUPPLIERS



### Main Round Group I

### Line-Up Analysis

Herning

Attendance: 10.483

Match No: 38

ESP 34 - 35 NOR

#### ESP - Spain

Lineup efficiency							Time Played	GF	GA
5 SERRADILLA A	10 DUJSHEBAEV A	18 GARCIAINDIA I	20 SERDIO A	24 DUJSHEBAEV D	28 GOMEZ A	80 BARRUFET I	0:09	0	0
9 TARRAFETA I	10 DUJSHEBAEV A	24 DUJSHEBAEV D	28 GOMEZ A	37 ROMERO V	53 BIOSCA I	70 FERNANDEZ D	0:08	0	0
7 GURRI J	9 TARRAFETA I	10 DUJSHEBAEV A	20 SERDIO A	28 GOMEZ A	53 BIOSCA I	80 BARRUFET I	0:07	1	0
5 SERRADILLA A	7 GURRI J	11 ODRIOZOLA K	20 SERDIO A	33 SUAREZ N	53 BIOSCA I	80 BARRUFET I	0:07	0	0
7 GURRI J	10 DUJSHEBAEV A	11 ODRIOZOLA K	18 GARCIAINDIA I	24 DUJSHEBAEV D	37 ROMERO V	80 BARRUFET I	0:07	1	0
5 SERRADILLA A	7 GURRI J	10 DUJSHEBAEV A	18 GARCIAINDIA I	20 SERDIO A	28 GOMEZ A	70 FERNANDEZ D	0:07	0	0
7 GURRI J	18 GARCIAINDIA I	20 SERDIO A	28 GOMEZ A	37 ROMERO V	53 BIOSCA I	70 FERNANDEZ D	0:07	0	0
5 SERRADILLA A	10 DUJSHEBAEV A	11 ODRIOZOLA K	18 GARCIAINDIA I	24 DUJSHEBAEV D	28 GOMEZ A	70 FERNANDEZ D	0:06	0	0
5 SERRADILLA A	7 GURRI J	11 ODRIOZOLA K	18 GARCIAINDIA I	20 SERDIO A	24 DUJSHEBAEV D	80 BARRUFET I	0:05	0	0
5 SERRADILLA A	10 DUJSHEBAEV A	11 ODRIOZOLA K	24 DUJSHEBAEV D	37 ROMERO V	53 BIOSCA I	80 BARRUFET I	0:05	0	0
7 GURRI J	11 ODRIOZOLA K	20 SERDIO A	24 DUJSHEBAEV D	37 ROMERO V	53 BIOSCA I	80 BARRUFET I	0:04	0	0
5 SERRADILLA A	9 TARRAFETA I	10 DUJSHEBAEV A	18 GARCIAINDIA I	28 GOMEZ A	37 ROMERO V	80 BARRUFET I	0:04	0	0
5 SERRADILLA A	7 GURRI J	10 DUJSHEBAEV A	18 GARCIAINDIA I	28 GOMEZ A	37 ROMERO V	70 FERNANDEZ D	0:03	0	0
9 TARRAFETA I	10 DUJSHEBAEV A	18 GARCIAINDIA I	20 SERDIO A	28 GOMEZ A	37 ROMERO V	80 BARRUFET I	0:03	0	0
5 SERRADILLA A	7 GURRI J	10 DUJSHEBAEV A	18 GARCIAINDIA I	20 SERDIO A	37 ROMERO V	80 BARRUFET I	0:02	0	0

Score development							Time Played	G Diff.
9 TARRAFETA I	10 DUJSHEBAEV A	18 GARCIAINDIA I	20 SERDIO A	28 GOMEZ A	53 BIOSCA I	80 BARRUFET I	2:07	+3
10 DUJSHEBAEV A	18 GARCIAINDIA I	24 DUJSHEBAEV D	28 GOMEZ A	37 ROMERO V	53 BIOSCA I	80 BARRUFET I	3:35	+3
7 GURRI J	10 DUJSHEBAEV A	11 ODRIOZOLA K	24 DUJSHEBAEV D	37 ROMERO V	53 BIOSCA I	80 BARRUFET I	2:30	+2
7 GURRI J	9 TARRAFETA I	10 DUJSHEBAEV A	20 SERDIO A	28 GOMEZ A	53 BIOSCA I	80 BARRUFET I	0:07	+1
7 GURRI J	10 DUJSHEBAEV A	11 ODRIOZOLA K	18 GARCIAINDIA I	24 DUJSHEBAEV D	37 ROMERO V	80 BARRUFET I	0:07	+1
7 GURRI J	9 TARRAFETA I	10 DUJSHEBAEV A	18 GARCIAINDIA I	28 GOMEZ A	53 BIOSCA I	80 BARRUFET I	0:13	+1
9 TARRAFETA I	10 DUJSHEBAEV A	24 DUJSHEBAEV D	28 GOMEZ A	37 ROMERO V	53 BIOSCA I	80 BARRUFET I	0:26	+1
10 DUJSHEBAEV A	18 GARCIAINDIA I	20 SERDIO A	28 GOMEZ A	37 ROMERO V	53 BIOSCA I	70 FERNANDEZ D	0:30	+1
7 GURRI J	10 DUJSHEBAEV A	20 SERDIO A	22 FIS M	28 GOMEZ A	53 BIOSCA I	70 FERNANDEZ D	0:32	+1
7 GURRI J	10 DUJSHEBAEV A	22 FIS M	28 GOMEZ A	37 ROMERO V	53 BIOSCA I	70 FERNANDEZ D	0:32	+1
7 GURRI J	10 DUJSHEBAEV A	18 GARCIAINDIA I	20 SERDIO A	24 DUJSHEBAEV D	28 GOMEZ A	53 BIOSCA I	0:44	+1
7 GURRI J	10 DUJSHEBAEV A	18 GARCIAINDIA I	28 GOMEZ A	37 ROMERO V	53 BIOSCA I	80 BARRUFET I	0:54	+1
5 SERRADILLA A	7 GURRI J	10 DUJSHEBAEV A	11 ODRIOZOLA K	20 SERDIO A	24 DUJSHEBAEV D	80 BARRUFET I	0:55	+1
10 DUJSHEBAEV A	18 GARCIAINDIA I	20 SERDIO A	24 DUJSHEBAEV D	28 GOMEZ A	53 BIOSCA I	80 BARRUFET I	0:55	+1
7 GURRI J	10 DUJSHEBAEV A	18 GARCIAINDIA I	20 SERDIO A	28 GOMEZ A	53 BIOSCA I	70 FERNANDEZ D	1:09	+1
5 SERRADILLA A	9 TARRAFETA I	18 GARCIAINDIA I	20 SERDIO A	28 GOMEZ A	53 BIOSCA I	80 BARRUFET I	1:26	+1
7 GURRI J	10 DUJSHEBAEV A	11 ODRIOZOLA K	20 SERDIO A	33 SUAREZ N	53 BIOSCA I	80 BARRUFET I	1:38	+1
5 SERRADILLA A	7 GURRI J	10 DUJSHEBAEV A	18 GARCIAINDIA I	20 SERDIO A	37 ROMERO V	80 BARRUFET I	0:02	0
5 SERRADILLA A	7 GURRI J	10 DUJSHEBAEV A	18 GARCIAINDIA I	28 GOMEZ A	37 ROMERO V	70 FERNANDEZ D	0:03	0
9 TARRAFETA I	10 DUJSHEBAEV A	18 GARCIAINDIA I	20 SERDIO A	28 GOMEZ A	37 ROMERO V	80 BARRUFET I	0:03	0
7 GURRI J	11 ODRIOZOLA K	20 SERDIO A	24 DUJSHEBAEV D	37 ROMERO V	53 BIOSCA I	80 BARRUFET I	0:04	0
5 SERRADILLA A	9 TARRAFETA I	10 DUJSHEBAEV A	18 GARCIAINDIA I	28 GOMEZ A	37 ROMERO V	80 BARRUFET I	0:04	0
5 SERRADILLA A	7 GURRI J	11 ODRIOZOLA K	18 GARCIAINDIA I	20 SERDIO A	24 DUJSHEBAEV D	80 BARRUFET I	0:05	0
5 SERRADILLA A	10 DUJSHEBAEV A	11 ODRIOZOLA K	24 DUJSHEBAEV D	37 ROMERO V	53 BIOSCA I	80 BARRUFET I	0:05	0
5 SERRADILLA A	10 DUJSHEBAEV A	11 ODRIOZOLA K	18 GARCIAINDIA I	24 DUJSHEBAEV D	28 GOMEZ A	70 FERNANDEZ D	0:06	0
5 SERRADILLA A	7 GURRI J	11 ODRIOZOLA K	20 SERDIO A	33 SUAREZ N	53 BIOSCA I	80 BARRUFET I	0:07	0
5 SERRADILLA A	7 GURRI J	10 DUJSHEBAEV A	18 GARCIAINDIA I	20 SERDIO A	28 GOMEZ A	70 FERNANDEZ D	0:07	0
7 GURRI J	18 GARCIAINDIA I	20 SERDIO A	28 GOMEZ A	37 ROMERO V	53 BIOSCA I	70 FERNANDEZ D	0:07	0
9 TARRAFETA I	10 DUJSHEBAEV A	24 DUJSHEBAEV D	28 GOMEZ A	37 ROMERO V	53 BIOSCA I	70 FERNANDEZ D	0:08	0
5 SERRADILLA A	10 DUJSHEBAEV A	18 GARCIAINDIA I	20 SERDIO A	24 DUJSHEBAEV D	28 GOMEZ A	80 BARRUFET I	0:09	0
5 SERRADILLA A	9 TARRAFETA I	10 DUJSHEBAEV A	11 ODRIOZOLA K	18 GARCIAINDIA I	20 SERDIO A	80 BARRUFET I	0:11	0
7 GURRI J	10 DUJSHEBAEV A	11 ODRIOZOLA K	20 SERDIO A	24 DUJSHEBAEV D	53 BIOSCA I	80 BARRUFET I	0:11	0
5 SERRADILLA A	7 GURRI J	10 DUJSHEBAEV A	20 SERDIO A	24 DUJSHEBAEV D	53 BIOSCA I	80 BARRUFET I	0:12	0
5 SERRADILLA A	10 DUJSHEBAEV A	24 DUJSHEBAEV D	28 GOMEZ A	37 ROMERO V	53 BIOSCA I	80 BARRUFET I	0:12	0
7 GURRI J	10 DUJSHEBAEV A	18 GARCIAINDIA I	20 SERDIO A	28 GOMEZ A	37 ROMERO V	70 FERNANDEZ D	0:12	0
7 GURRI J	10 DUJSHEBAEV A	11 ODRIOZOLA K	20 SERDIO A	24 DUJSHEBAEV D	28 GOMEZ A	70 FERNANDEZ D	0:17	0

#### OFFICIAL PARTNERS



#### EHF PARTNERS



#### NATIONAL SUPPLIERS



### Main Round Group I

### Line-Up Analysis

Herning

Attendance: 10.483

Match No: 38

ESP 34 - 35 NOR

#### ESP - Spain

Score development								Time Played	G Diff.
5 SERRADILLA A	7 GURRI J	11 ODRIOZOLA K	24 DUJSHEBAEV D	25 HERNANDEZ S	37 ROMERO V	80 BARRUFET I	0:18	0	
7 GURRI J	10 DUJSHEBAEV A	11 ODRIOZOLA K	20 SERDIO A	24 DUJSHEBAEV D	37 ROMERO V	80 BARRUFET I	0:20	0	
7 GURRI J	10 DUJSHEBAEV A	18 GARCIAINDIA I	20 SERDIO A	24 DUJSHEBAEV D	28 GOMEZ A	80 BARRUFET I	0:23	0	
9 TARRAFETA I	10 DUJSHEBAEV A	11 ODRIOZOLA K	18 GARCIAINDIA I	20 SERDIO A	53 BIOSCA I	80 BARRUFET I	0:24	0	
5 SERRADILLA A	11 ODRIOZOLA K	20 SERDIO A	24 DUJSHEBAEV D	37 ROMERO V	53 BIOSCA I	80 BARRUFET I	0:24	0	
5 SERRADILLA A	7 GURRI J	18 GARCIAINDIA I	28 GOMEZ A	53 BIOSCA I	70 FERNANDEZ D	80 BARRUFET I	0:24	0	
5 SERRADILLA A	7 GURRI J	18 GARCIAINDIA I	20 SERDIO A	24 DUJSHEBAEV D	28 GOMEZ A	53 BIOSCA I	0:26	0	
10 DUJSHEBAEV A	11 ODRIOZOLA K	18 GARCIAINDIA I	24 DUJSHEBAEV D	37 ROMERO V	53 BIOSCA I	80 BARRUFET I	0:27	0	
7 GURRI J	10 DUJSHEBAEV A	20 SERDIO A	24 DUJSHEBAEV D	28 GOMEZ A	53 BIOSCA I	70 FERNANDEZ D	0:39	0	
7 GURRI J	9 TARRAFETA I	10 DUJSHEBAEV A	11 ODRIOZOLA K	28 GOMEZ A	53 BIOSCA I	80 BARRUFET I	0:41	0	
5 SERRADILLA A	18 GARCIAINDIA I	20 SERDIO A	24 DUJSHEBAEV D	28 GOMEZ A	53 BIOSCA I	70 FERNANDEZ D	0:52	0	
5 SERRADILLA A	18 GARCIAINDIA I	20 SERDIO A	28 GOMEZ A	37 ROMERO V	53 BIOSCA I	70 FERNANDEZ D	1:01	0	
10 DUJSHEBAEV A	18 GARCIAINDIA I	24 DUJSHEBAEV D	28 GOMEZ A	37 ROMERO V	53 BIOSCA I	70 FERNANDEZ D	1:12	0	
5 SERRADILLA A	7 GURRI J	18 GARCIAINDIA I	20 SERDIO A	28 GOMEZ A	53 BIOSCA I	70 FERNANDEZ D	3:10	0	
5 SERRADILLA A	10 DUJSHEBAEV A	18 GARCIAINDIA I	20 SERDIO A	28 GOMEZ A	53 BIOSCA I	80 BARRUFET I	0:18	-1	
5 SERRADILLA A	7 GURRI J	11 ODRIOZOLA K	24 DUJSHEBAEV D	37 ROMERO V	53 BIOSCA I	80 BARRUFET I	0:21	-1	
5 SERRADILLA A	7 GURRI J	18 GARCIAINDIA I	28 GOMEZ A	37 ROMERO V	53 BIOSCA I	80 BARRUFET I	0:23	-1	
5 SERRADILLA A	7 GURRI J	11 ODRIOZOLA K	20 SERDIO A	24 DUJSHEBAEV D	53 BIOSCA I	80 BARRUFET I	0:45	-1	
10 DUJSHEBAEV A	11 ODRIOZOLA K	18 GARCIAINDIA I	20 SERDIO A	24 DUJSHEBAEV D	28 GOMEZ A	70 FERNANDEZ D	0:48	-1	
5 SERRADILLA A	7 GURRI J	9 TARRAFETA I	11 ODRIOZOLA K	20 SERDIO A	53 BIOSCA I	80 BARRUFET I	0:49	-1	
5 SERRADILLA A	7 GURRI J	10 DUJSHEBAEV A	18 GARCIAINDIA I	20 SERDIO A	28 GOMEZ A	53 BIOSCA I	0:50	-1	
5 SERRADILLA A	11 ODRIOZOLA K	18 GARCIAINDIA I	24 DUJSHEBAEV D	28 GOMEZ A	53 BIOSCA I	70 FERNANDEZ D	0:56	-1	
5 SERRADILLA A	7 GURRI J	10 DUJSHEBAEV A	18 GARCIAINDIA I	28 GOMEZ A	37 ROMERO V	53 BIOSCA I	1:07	-1	
5 SERRADILLA A	11 ODRIOZOLA K	18 GARCIAINDIA I	24 DUJSHEBAEV D	37 ROMERO V	53 BIOSCA I	80 BARRUFET I	1:30	-1	
5 SERRADILLA A	7 GURRI J	18 GARCIAINDIA I	28 GOMEZ A	37 ROMERO V	53 BIOSCA I	70 FERNANDEZ D	1:40	-1	
5 SERRADILLA A	18 GARCIAINDIA I	20 SERDIO A	24 DUJSHEBAEV D	28 GOMEZ A	53 BIOSCA I	80 BARRUFET I	2:04	-1	
5 SERRADILLA A	18 GARCIAINDIA I	24 DUJSHEBAEV D	28 GOMEZ A	37 ROMERO V	53 BIOSCA I	80 BARRUFET I	2:10	-1	
5 SERRADILLA A	9 TARRAFETA I	11 ODRIOZOLA K	18 GARCIAINDIA I	20 SERDIO A	53 BIOSCA I	80 BARRUFET I	3:40	-1	
7 GURRI J	9 TARRAFETA I	10 DUJSHEBAEV A	11 ODRIOZOLA K	20 SERDIO A	53 BIOSCA I	80 BARRUFET I	4:10	-1	
5 SERRADILLA A	18 GARCIAINDIA I	24 DUJSHEBAEV D	28 GOMEZ A	37 ROMERO V	53 BIOSCA I	70 FERNANDEZ D	1:19	-2	
5 SERRADILLA A	7 GURRI J	9 TARRAFETA I	18 GARCIAINDIA I	28 GOMEZ A	53 BIOSCA I	80 BARRUFET I	1:49	-2	
7 GURRI J	10 DUJSHEBAEV A	18 GARCIAINDIA I	28 GOMEZ A	37 ROMERO V	53 BIOSCA I	70 FERNANDEZ D	1:54	-2	
5 SERRADILLA A	7 GURRI J	11 ODRIOZOLA K	18 GARCIAINDIA I	20 SERDIO A	53 BIOSCA I	80 BARRUFET I	2:01	-2	

Empty Goal								Time Played	GF	GA
5 SERRADILLA A	7 GURRI J	10 DUJSHEBAEV A	11 ODRIOZOLA K	20 SERDIO A	24 DUJSHEBAEV D	80 BARRUFET I	0:55	2	1	
10 DUJSHEBAEV A	11 ODRIOZOLA K	18 GARCIAINDIA I	20 SERDIO A	24 DUJSHEBAEV D	28 GOMEZ A	70 FERNANDEZ D	0:48	0	1	
7 GURRI J	10 DUJSHEBAEV A	18 GARCIAINDIA I	20 SERDIO A	24 DUJSHEBAEV D	28 GOMEZ A	80 BARRUFET I	0:23	0	0	
7 GURRI J	10 DUJSHEBAEV A	11 ODRIOZOLA K	20 SERDIO A	24 DUJSHEBAEV D	37 ROMERO V	80 BARRUFET I	0:20	0	0	
7 GURRI J	10 DUJSHEBAEV A	11 ODRIOZOLA K	20 SERDIO A	24 DUJSHEBAEV D	28 GOMEZ A	70 FERNANDEZ D	0:17	0	0	
7 GURRI J	10 DUJSHEBAEV A	18 GARCIAINDIA I	20 SERDIO A	28 GOMEZ A	37 ROMERO V	70 FERNANDEZ D	0:12	0	0	
5 SERRADILLA A	9 TARRAFETA I	10 DUJSHEBAEV A	11 ODRIOZOLA K	18 GARCIAINDIA I	20 SERDIO A	80 BARRUFET I	0:11	0	0	
5 SERRADILLA A	10 DUJSHEBAEV A	18 GARCIAINDIA I	20 SERDIO A	24 DUJSHEBAEV D	28 GOMEZ A	80 BARRUFET I	0:09	0	0	
7 GURRI J	10 DUJSHEBAEV A	11 ODRIOZOLA K	18 GARCIAINDIA I	24 DUJSHEBAEV D	37 ROMERO V	80 BARRUFET I	0:07	1	0	
5 SERRADILLA A	7 GURRI J	10 DUJSHEBAEV A	18 GARCIAINDIA I	28 GOMEZ A	70 FERNANDEZ D	80 BARRUFET I	0:07	0	0	
5 SERRADILLA A	10 DUJSHEBAEV A	11 ODRIOZOLA K	18 GARCIAINDIA I	24 DUJSHEBAEV D	28 GOMEZ A	70 FERNANDEZ D	0:06	0	0	
5 SERRADILLA A	7 GURRI J	11 ODRIOZOLA K	18 GARCIAINDIA I	20 SERDIO A	24 DUJSHEBAEV D	80 BARRUFET I	0:05	0	0	
5 SERRADILLA A	9 TARRAFETA I	10 DUJSHEBAEV A	18 GARCIAINDIA I	28 GOMEZ A	37 ROMERO V	80 BARRUFET I	0:04	0	0	
5 SERRADILLA A	7 GURRI J	10 DUJSHEBAEV A	18 GARCIAINDIA I	28 GOMEZ A	37 ROMERO V	70 FERNANDEZ D	0:03	0	0	
9 TARRAFETA I	10 DUJSHEBAEV A	18 GARCIAINDIA I	20 SERDIO A	28 GOMEZ A	37 ROMERO V	80 BARRUFET I	0:03	0	0	
5 SERRADILLA A	7 GURRI J	10 DUJSHEBAEV A	18 GARCIAINDIA I	20 SERDIO A	37 ROMERO V	80 BARRUFET I	0:02	0	0	

#### OFFICIAL PARTNERS



#### EHF PARTNERS



#### NATIONAL SUPPLIERS



### Main Round Group I

### Line-Up Analysis

Herning

Attendance: 10.483

Match No: 38

ESP 34 - 35 NOR

#### NOR - Norway

Lineup efficiency								Time Played	GF	GA
5 SAGOSEN S	22 GRONDAHL T	25 HOVDE M	30 BERGERUD T	35 ANDERSON P	40 PEDERSEN A	44 GULLIKSEN K	5:11	4	0	
3 ECK AGA V	25 HOVDE M	30 BERGERUD T	35 ANDERSON P	40 PEDERSEN A	43 LYSE S	44 GULLIKSEN K	4:50	1	3	
22 GRONDAHL T	25 HOVDE M	31 LIEN KT	32 SOLSTAD T	35 ANDERSON P	40 PEDERSEN A	43 LYSE S	4:17	7	1	
1 HAUG R	5 SAGOSEN S	22 GRONDAHL T	25 HOVDE M	35 ANDERSON P	40 PEDERSEN A	44 GULLIKSEN K	4:14	3	0	
1 HAUG R	3 ECK AGA V	5 SAGOSEN S	25 HOVDE M	40 PEDERSEN A	43 LYSE S	44 GULLIKSEN K	3:08	0	1	
3 ECK AGA V	5 SAGOSEN S	25 HOVDE M	30 BERGERUD T	35 ANDERSON P	40 PEDERSEN A	44 GULLIKSEN K	3:07	2	2	
1 HAUG R	3 ECK AGA V	25 HOVDE M	29 FREDRIKSEN M	40 PEDERSEN A	43 LYSE S	44 GULLIKSEN K	2:50	2	1	
1 HAUG R	3 ECK AGA V	5 SAGOSEN S	25 HOVDE M	31 LIEN KT	40 PEDERSEN A	44 GULLIKSEN K	2:18	0	3	
1 HAUG R	3 ECK AGA V	25 HOVDE M	35 ANDERSON P	40 PEDERSEN A	43 LYSE S	44 GULLIKSEN K	2:14	0	2	
3 ECK AGA V	25 HOVDE M	29 FREDRIKSEN M	30 BERGERUD T	31 LIEN KT	40 PEDERSEN A	43 LYSE S	2:04	0	2	
3 ECK AGA V	5 SAGOSEN S	30 BERGERUD T	32 SOLSTAD T	40 PEDERSEN A	43 LYSE S	44 GULLIKSEN K	1:19	1	2	
3 ECK AGA V	5 SAGOSEN S	22 GRONDAHL T	25 HOVDE M	35 ANDERSON P	40 PEDERSEN A	44 GULLIKSEN K	1:17	0	1	
1 HAUG R	25 HOVDE M	29 FREDRIKSEN M	31 LIEN KT	32 SOLSTAD T	40 PEDERSEN A	43 LYSE S	1:13	0	1	
3 ECK AGA V	22 GRONDAHL T	25 HOVDE M	29 FREDRIKSEN M	30 BERGERUD T	40 PEDERSEN A	43 LYSE S	1:10	1	2	
1 HAUG R	5 SAGOSEN S	25 HOVDE M	32 SOLSTAD T	35 ANDERSON P	40 PEDERSEN A	44 GULLIKSEN K	0:56	1	0	
1 HAUG R	5 SAGOSEN S	25 HOVDE M	35 ANDERSON P	40 PEDERSEN A	43 LYSE S	44 GULLIKSEN K	0:56	2	0	
3 ECK AGA V	5 SAGOSEN S	30 BERGERUD T	32 SOLSTAD T	35 ANDERSON P	40 PEDERSEN A	44 GULLIKSEN K	0:49	1	1	
5 SAGOSEN S	25 HOVDE M	31 LIEN KT	35 ANDERSON P	40 PEDERSEN A	43 LYSE S	44 GULLIKSEN K	0:49	0	0	
3 ECK AGA V	10 RONNINGEN V	25 HOVDE M	29 FREDRIKSEN M	30 BERGERUD T	40 PEDERSEN A	43 LYSE S	0:49	0	1	
1 HAUG R	22 GRONDAHL T	25 HOVDE M	29 FREDRIKSEN M	32 SOLSTAD T	40 PEDERSEN A	43 LYSE S	0:48	0	0	
1 HAUG R	3 ECK AGA V	5 SAGOSEN S	10 RONNINGEN V	40 PEDERSEN A	43 LYSE S	44 GULLIKSEN K	0:46	0	1	
1 HAUG R	3 ECK AGA V	5 SAGOSEN S	25 HOVDE M	35 ANDERSON P	40 PEDERSEN A	44 GULLIKSEN K	0:43	0	1	
1 HAUG R	22 GRONDAHL T	25 HOVDE M	32 SOLSTAD T	35 ANDERSON P	40 PEDERSEN A	43 LYSE S	0:41	0	1	
1 HAUG R	5 SAGOSEN S	25 HOVDE M	29 FREDRIKSEN M	40 PEDERSEN A	43 LYSE S	44 GULLIKSEN K	0:39	1	0	
3 ECK AGA V	30 BERGERUD T	32 SOLSTAD T	35 ANDERSON P	40 PEDERSEN A	43 LYSE S	44 GULLIKSEN K	0:38	0	1	
5 SAGOSEN S	25 HOVDE M	31 LIEN KT	32 SOLSTAD T	35 ANDERSON P	40 PEDERSEN A	43 LYSE S	0:38	1	1	
10 RONNINGEN V	22 GRONDAHL T	29 FREDRIKSEN M	30 BERGERUD T	31 LIEN KT	40 PEDERSEN A	43 LYSE S	0:38	0	1	
5 SAGOSEN S	22 GRONDAHL T	30 BERGERUD T	32 SOLSTAD T	35 ANDERSON P	40 PEDERSEN A	44 GULLIKSEN K	0:37	0	0	
1 HAUG R	3 ECK AGA V	5 SAGOSEN S	22 GRONDAHL T	25 HOVDE M	35 ANDERSON P	44 GULLIKSEN K	0:37	0	1	
1 HAUG R	5 SAGOSEN S	10 RONNINGEN V	25 HOVDE M	40 PEDERSEN A	43 LYSE S	44 GULLIKSEN K	0:36	0	0	
1 HAUG R	22 GRONDAHL T	25 HOVDE M	31 LIEN KT	32 SOLSTAD T	40 PEDERSEN A	43 LYSE S	0:36	1	0	
22 GRONDAHL T	25 HOVDE M	29 FREDRIKSEN M	30 BERGERUD T	32 SOLSTAD T	40 PEDERSEN A	43 LYSE S	0:35	1	0	
3 ECK AGA V	29 FREDRIKSEN M	30 BERGERUD T	32 SOLSTAD T	40 PEDERSEN A	43 LYSE S	44 GULLIKSEN K	0:32	0	0	
3 ECK AGA V	10 RONNINGEN V	29 FREDRIKSEN M	30 BERGERUD T	31 LIEN KT	40 PEDERSEN A	43 LYSE S	0:30	0	1	
3 ECK AGA V	5 SAGOSEN S	22 GRONDAHL T	25 HOVDE M	31 LIEN KT	35 ANDERSON P	40 PEDERSEN A	0:28	1	0	
22 GRONDAHL T	25 HOVDE M	30 BERGERUD T	31 LIEN KT	35 ANDERSON P	40 PEDERSEN A	43 LYSE S	0:26	1	0	
1 HAUG R	5 SAGOSEN S	25 HOVDE M	31 LIEN KT	35 ANDERSON P	40 PEDERSEN A	44 GULLIKSEN K	0:25	2	0	
1 HAUG R	3 ECK AGA V	5 SAGOSEN S	25 HOVDE M	35 ANDERSON P	40 PEDERSEN A	43 LYSE S	0:24	0	1	
1 HAUG R	5 SAGOSEN S	25 HOVDE M	31 LIEN KT	32 SOLSTAD T	35 ANDERSON P	40 PEDERSEN A	0:22	0	0	
1 HAUG R	3 ECK AGA V	22 GRONDAHL T	25 HOVDE M	29 FREDRIKSEN M	40 PEDERSEN A	43 LYSE S	0:22	0	0	
1 HAUG R	3 ECK AGA V	5 SAGOSEN S	25 HOVDE M	32 SOLSTAD T	35 ANDERSON P	40 PEDERSEN A	0:20	0	0	
3 ECK AGA V	10 RONNINGEN V	29 FREDRIKSEN M	30 BERGERUD T	40 PEDERSEN A	43 LYSE S	44 GULLIKSEN K	0:18	0	1	
1 HAUG R	3 ECK AGA V	10 RONNINGEN V	29 FREDRIKSEN M	40 PEDERSEN A	43 LYSE S	44 GULLIKSEN K	0:18	0	0	
5 SAGOSEN S	25 HOVDE M	30 BERGERUD T	32 SOLSTAD T	35 ANDERSON P	40 PEDERSEN A	44 GULLIKSEN K	0:16	1	0	
22 GRONDAHL T	25 HOVDE M	30 BERGERUD T	31 LIEN KT	32 SOLSTAD T	40 PEDERSEN A	43 LYSE S	0:16	0	0	
1 HAUG R	10 RONNINGEN V	22 GRONDAHL T	29 FREDRIKSEN M	31 LIEN KT	40 PEDERSEN A	43 LYSE S	0:16	0	0	
5 SAGOSEN S	25 HOVDE M	30 BERGERUD T	35 ANDERSON P	40 PEDERSEN A	43 LYSE S	44 GULLIKSEN K	0:15	0	0	
5 SAGOSEN S	30 BERGERUD T	32 SOLSTAD T	35 ANDERSON P	40 PEDERSEN A	43 LYSE S	44 GULLIKSEN K	0:14	0	0	
25 HOVDE M	30 BERGERUD T	31 LIEN KT	32 SOLSTAD T	35 ANDERSON P	40 PEDERSEN A	43 LYSE S	0:14	0	0	
22 GRONDAHL T	25 HOVDE M	29 FREDRIKSEN M	30 BERGERUD T	35 ANDERSON P	40 PEDERSEN A	43 LYSE S	0:14	0	0	
25 HOVDE M	29 FREDRIKSEN M	30 BERGERUD T	31 LIEN KT	35 ANDERSON P	40 PEDERSEN A	43 LYSE S	0:11	1	0	
3 ECK AGA V	5 SAGOSEN S	10 RONNINGEN V	22 GRONDAHL T	25 HOVDE M	30 BERGERUD T	40 PEDERSEN A	0:11	0	0	
3 ECK AGA V	22 GRONDAHL T	25 HOVDE M	30 BERGERUD T	35 ANDERSON P	40 PEDERSEN A	44 GULLIKSEN K	0:10	0	0	
3 ECK AGA V	5 SAGOSEN S	29 FREDRIKSEN M	30 BERGERUD T	32 SOLSTAD T	40 PEDERSEN A	44 GULLIKSEN K	0:10	0	0	

#### OFFICIAL PARTNERS



#### EHF PARTNERS



#### NATIONAL SUPPLIERS



### Main Round Group I

### Line-Up Analysis

Herning

Attendance: 10.483

Match No: 38

ESP 34 - 35 NOR

#### NOR - Norway

Lineup efficiency								Time Played	GF	GA
1 HAUG R	5 SAGOSEN S	10 RONNINGEN V	25 HOVDE M	31 LIEN KT	40 PEDERSEN A	43 LYSE S	0:10	0	0	
5 SAGOSEN S	22 GRONDAHL T	25 HOVDE M	30 BERGERUD T	35 ANDERSON P	43 LYSE S	44 GULLIKSEN K	0:08	0	0	
5 SAGOSEN S	10 RONNINGEN V	30 BERGERUD T	35 ANDERSON P	40 PEDERSEN A	43 LYSE S	44 GULLIKSEN K	0:07	0	0	
3 ECK AGA V	5 SAGOSEN S	22 GRONDAHL T	25 HOVDE M	30 BERGERUD T	31 LIEN KT	40 PEDERSEN A	0:06	0	0	
3 ECK AGA V	22 GRONDAHL T	25 HOVDE M	30 BERGERUD T	35 ANDERSON P	43 LYSE S	44 GULLIKSEN K	0:05	0	1	
1 HAUG R	5 SAGOSEN S	22 GRONDAHL T	32 SOLSTAD T	35 ANDERSON P	40 PEDERSEN A	44 GULLIKSEN K	0:05	0	0	
1 HAUG R	5 SAGOSEN S	10 RONNINGEN V	25 HOVDE M	35 ANDERSON P	40 PEDERSEN A	44 GULLIKSEN K	0:05	0	0	
1 HAUG R	22 GRONDAHL T	25 HOVDE M	31 LIEN KT	35 ANDERSON P	40 PEDERSEN A	43 LYSE S	0:05	0	0	
1 HAUG R	5 SAGOSEN S	25 HOVDE M	31 LIEN KT	35 ANDERSON P	40 PEDERSEN A	43 LYSE S	0:04	0	0	
3 ECK AGA V	5 SAGOSEN S	25 HOVDE M	31 LIEN KT	35 ANDERSON P	40 PEDERSEN A	43 LYSE S	0:04	0	0	
5 SAGOSEN S	10 RONNINGEN V	29 FREDRIKSEN M	30 BERGERUD T	40 PEDERSEN A	43 LYSE S	44 GULLIKSEN K	0:03	0	0	
1 HAUG R	10 RONNINGEN V	22 GRONDAHL T	25 HOVDE M	29 FREDRIKSEN M	40 PEDERSEN A	43 LYSE S	0:03	0	0	

Score development								Time Played	G Diff.
22 GRONDAHL T	25 HOVDE M	31 LIEN KT	32 SOLSTAD T	35 ANDERSON P	40 PEDERSEN A	43 LYSE S	4:17	+6	
5 SAGOSEN S	22 GRONDAHL T	25 HOVDE M	30 BERGERUD T	35 ANDERSON P	40 PEDERSEN A	44 GULLIKSEN K	5:11	+4	
1 HAUG R	5 SAGOSEN S	22 GRONDAHL T	25 HOVDE M	35 ANDERSON P	40 PEDERSEN A	44 GULLIKSEN K	4:14	+3	
1 HAUG R	5 SAGOSEN S	25 HOVDE M	31 LIEN KT	35 ANDERSON P	40 PEDERSEN A	44 GULLIKSEN K	0:25	+2	
1 HAUG R	5 SAGOSEN S	25 HOVDE M	35 ANDERSON P	40 PEDERSEN A	43 LYSE S	44 GULLIKSEN K	0:56	+2	
25 HOVDE M	29 FREDRIKSEN M	30 BERGERUD T	31 LIEN KT	35 ANDERSON P	40 PEDERSEN A	43 LYSE S	0:11	+1	
5 SAGOSEN S	25 HOVDE M	30 BERGERUD T	32 SOLSTAD T	35 ANDERSON P	40 PEDERSEN A	44 GULLIKSEN K	0:16	+1	
22 GRONDAHL T	25 HOVDE M	30 BERGERUD T	31 LIEN KT	35 ANDERSON P	40 PEDERSEN A	43 LYSE S	0:26	+1	
3 ECK AGA V	5 SAGOSEN S	22 GRONDAHL T	25 HOVDE M	31 LIEN KT	35 ANDERSON P	40 PEDERSEN A	0:28	+1	
22 GRONDAHL T	25 HOVDE M	29 FREDRIKSEN M	30 BERGERUD T	32 SOLSTAD T	40 PEDERSEN A	43 LYSE S	0:35	+1	
1 HAUG R	22 GRONDAHL T	25 HOVDE M	31 LIEN KT	32 SOLSTAD T	40 PEDERSEN A	43 LYSE S	0:36	+1	
1 HAUG R	5 SAGOSEN S	25 HOVDE M	29 FREDRIKSEN M	40 PEDERSEN A	43 LYSE S	44 GULLIKSEN K	0:39	+1	
1 HAUG R	5 SAGOSEN S	25 HOVDE M	32 SOLSTAD T	35 ANDERSON P	40 PEDERSEN A	44 GULLIKSEN K	0:56	+1	
1 HAUG R	3 ECK AGA V	25 HOVDE M	29 FREDRIKSEN M	40 PEDERSEN A	43 LYSE S	44 GULLIKSEN K	2:50	+1	
5 SAGOSEN S	10 RONNINGEN V	29 FREDRIKSEN M	30 BERGERUD T	40 PEDERSEN A	43 LYSE S	44 GULLIKSEN K	0:03	0	
1 HAUG R	10 RONNINGEN V	22 GRONDAHL T	25 HOVDE M	29 FREDRIKSEN M	40 PEDERSEN A	43 LYSE S	0:03	0	
1 HAUG R	5 SAGOSEN S	25 HOVDE M	31 LIEN KT	35 ANDERSON P	40 PEDERSEN A	43 LYSE S	0:04	0	
3 ECK AGA V	5 SAGOSEN S	25 HOVDE M	31 LIEN KT	35 ANDERSON P	40 PEDERSEN A	43 LYSE S	0:04	0	
1 HAUG R	5 SAGOSEN S	22 GRONDAHL T	32 SOLSTAD T	35 ANDERSON P	40 PEDERSEN A	44 GULLIKSEN K	0:05	0	
1 HAUG R	5 SAGOSEN S	10 RONNINGEN V	25 HOVDE M	35 ANDERSON P	40 PEDERSEN A	44 GULLIKSEN K	0:05	0	
1 HAUG R	22 GRONDAHL T	25 HOVDE M	31 LIEN KT	35 ANDERSON P	40 PEDERSEN A	43 LYSE S	0:05	0	
3 ECK AGA V	5 SAGOSEN S	22 GRONDAHL T	25 HOVDE M	30 BERGERUD T	31 LIEN KT	40 PEDERSEN A	0:06	0	
5 SAGOSEN S	10 RONNINGEN V	30 BERGERUD T	35 ANDERSON P	40 PEDERSEN A	43 LYSE S	44 GULLIKSEN K	0:07	0	
5 SAGOSEN S	22 GRONDAHL T	25 HOVDE M	30 BERGERUD T	35 ANDERSON P	43 LYSE S	44 GULLIKSEN K	0:08	0	
3 ECK AGA V	22 GRONDAHL T	25 HOVDE M	30 BERGERUD T	35 ANDERSON P	40 PEDERSEN A	44 GULLIKSEN K	0:10	0	
3 ECK AGA V	5 SAGOSEN S	29 FREDRIKSEN M	30 BERGERUD T	32 SOLSTAD T	40 PEDERSEN A	44 GULLIKSEN K	0:10	0	
1 HAUG R	5 SAGOSEN S	10 RONNINGEN V	25 HOVDE M	31 LIEN KT	40 PEDERSEN A	43 LYSE S	0:10	0	
3 ECK AGA V	5 SAGOSEN S	10 RONNINGEN V	22 GRONDAHL T	25 HOVDE M	30 BERGERUD T	40 PEDERSEN A	0:11	0	
5 SAGOSEN S	30 BERGERUD T	32 SOLSTAD T	35 ANDERSON P	40 PEDERSEN A	43 LYSE S	44 GULLIKSEN K	0:14	0	
25 HOVDE M	30 BERGERUD T	31 LIEN KT	32 SOLSTAD T	35 ANDERSON P	40 PEDERSEN A	43 LYSE S	0:14	0	
22 GRONDAHL T	25 HOVDE M	29 FREDRIKSEN M	30 BERGERUD T	35 ANDERSON P	40 PEDERSEN A	43 LYSE S	0:14	0	
5 SAGOSEN S	25 HOVDE M	30 BERGERUD T	35 ANDERSON P	40 PEDERSEN A	43 LYSE S	44 GULLIKSEN K	0:15	0	
22 GRONDAHL T	25 HOVDE M	30 BERGERUD T	31 LIEN KT	32 SOLSTAD T	40 PEDERSEN A	43 LYSE S	0:16	0	
1 HAUG R	10 RONNINGEN V	22 GRONDAHL T	29 FREDRIKSEN M	31 LIEN KT	40 PEDERSEN A	43 LYSE S	0:16	0	
1 HAUG R	3 ECK AGA V	10 RONNINGEN V	29 FREDRIKSEN M	40 PEDERSEN A	43 LYSE S	44 GULLIKSEN K	0:18	0	
1 HAUG R	3 ECK AGA V	5 SAGOSEN S	25 HOVDE M	32 SOLSTAD T	35 ANDERSON P	40 PEDERSEN A	0:20	0	
1 HAUG R	5 SAGOSEN S	25 HOVDE M	31 LIEN KT	32 SOLSTAD T	35 ANDERSON P	40 PEDERSEN A	0:22	0	
1 HAUG R	3 ECK AGA V	22 GRONDAHL T	25 HOVDE M	29 FREDRIKSEN M	40 PEDERSEN A	43 LYSE S	0:22	0	
3 ECK AGA V	29 FREDRIKSEN M	30 BERGERUD T	32 SOLSTAD T	40 PEDERSEN A	43 LYSE S	44 GULLIKSEN K	0:32	0	

#### OFFICIAL PARTNERS



#### EHF PARTNERS



#### NATIONAL SUPPLIERS



### Main Round Group I

### Line-Up Analysis

Herning

Attendance: 10.483

Match No: 38

ESP 34 - 35 NOR

#### NOR - Norway

Score development								Time Played	G Diff.
1 HAUG R	5 SAGOSEN S	10 RONNINGEN V	25 HOVDE M	40 PEDERSEN A	43 LYSE S	44 GULLIKSEN K	0:36	0	
5 SAGOSEN S	22 GRONDAHL T	30 BERGERUD T	32 SOLSTAD T	35 ANDERSON P	40 PEDERSEN A	44 GULLIKSEN K	0:37	0	
5 SAGOSEN S	25 HOVDE M	31 LIEN KT	32 SOLSTAD T	35 ANDERSON P	40 PEDERSEN A	43 LYSE S	0:38	0	
1 HAUG R	22 GRONDAHL T	25 HOVDE M	29 FREDRIKSEN M	32 SOLSTAD T	40 PEDERSEN A	43 LYSE S	0:48	0	
3 ECK AGA V	5 SAGOSEN S	30 BERGERUD T	32 SOLSTAD T	35 ANDERSON P	40 PEDERSEN A	44 GULLIKSEN K	0:49	0	
5 SAGOSEN S	25 HOVDE M	31 LIEN KT	35 ANDERSON P	40 PEDERSEN A	43 LYSE S	44 GULLIKSEN K	0:49	0	
3 ECK AGA V	5 SAGOSEN S	25 HOVDE M	30 BERGERUD T	35 ANDERSON P	40 PEDERSEN A	44 GULLIKSEN K	3:07	0	
3 ECK AGA V	22 GRONDAHL T	25 HOVDE M	30 BERGERUD T	35 ANDERSON P	43 LYSE S	44 GULLIKSEN K	0:05	-1	
3 ECK AGA V	10 RONNINGEN V	29 FREDRIKSEN M	30 BERGERUD T	40 PEDERSEN A	43 LYSE S	44 GULLIKSEN K	0:18	-1	
1 HAUG R	3 ECK AGA V	5 SAGOSEN S	25 HOVDE M	35 ANDERSON P	40 PEDERSEN A	43 LYSE S	0:24	-1	
3 ECK AGA V	10 RONNINGEN V	29 FREDRIKSEN M	30 BERGERUD T	31 LIEN KT	40 PEDERSEN A	43 LYSE S	0:30	-1	
1 HAUG R	3 ECK AGA V	5 SAGOSEN S	22 GRONDAHL T	25 HOVDE M	35 ANDERSON P	44 GULLIKSEN K	0:37	-1	
3 ECK AGA V	30 BERGERUD T	32 SOLSTAD T	35 ANDERSON P	40 PEDERSEN A	43 LYSE S	44 GULLIKSEN K	0:38	-1	
10 RONNINGEN V	22 GRONDAHL T	29 FREDRIKSEN M	30 BERGERUD T	31 LIEN KT	40 PEDERSEN A	43 LYSE S	0:38	-1	
1 HAUG R	22 GRONDAHL T	25 HOVDE M	32 SOLSTAD T	35 ANDERSON P	40 PEDERSEN A	43 LYSE S	0:41	-1	
1 HAUG R	3 ECK AGA V	5 SAGOSEN S	25 HOVDE M	35 ANDERSON P	40 PEDERSEN A	44 GULLIKSEN K	0:43	-1	
1 HAUG R	3 ECK AGA V	5 SAGOSEN S	10 RONNINGEN V	40 PEDERSEN A	43 LYSE S	44 GULLIKSEN K	0:46	-1	
3 ECK AGA V	10 RONNINGEN V	25 HOVDE M	29 FREDRIKSEN M	30 BERGERUD T	40 PEDERSEN A	43 LYSE S	0:49	-1	
3 ECK AGA V	22 GRONDAHL T	25 HOVDE M	29 FREDRIKSEN M	30 BERGERUD T	40 PEDERSEN A	43 LYSE S	1:10	-1	
1 HAUG R	25 HOVDE M	29 FREDRIKSEN M	31 LIEN KT	32 SOLSTAD T	40 PEDERSEN A	43 LYSE S	1:13	-1	
3 ECK AGA V	5 SAGOSEN S	22 GRONDAHL T	25 HOVDE M	35 ANDERSON P	40 PEDERSEN A	44 GULLIKSEN K	1:17	-1	
3 ECK AGA V	5 SAGOSEN S	30 BERGERUD T	32 SOLSTAD T	40 PEDERSEN A	43 LYSE S	44 GULLIKSEN K	1:19	-1	
1 HAUG R	3 ECK AGA V	5 SAGOSEN S	25 HOVDE M	40 PEDERSEN A	43 LYSE S	44 GULLIKSEN K	3:08	-1	
3 ECK AGA V	25 HOVDE M	29 FREDRIKSEN M	30 BERGERUD T	31 LIEN KT	40 PEDERSEN A	43 LYSE S	2:04	-2	
1 HAUG R	3 ECK AGA V	25 HOVDE M	35 ANDERSON P	40 PEDERSEN A	43 LYSE S	44 GULLIKSEN K	2:14	-2	
3 ECK AGA V	25 HOVDE M	30 BERGERUD T	35 ANDERSON P	40 PEDERSEN A	43 LYSE S	44 GULLIKSEN K	4:50	-2	
1 HAUG R	3 ECK AGA V	5 SAGOSEN S	25 HOVDE M	31 LIEN KT	40 PEDERSEN A	44 GULLIKSEN K	2:18	-3	

Empty Goal								Time Played	GF	GA
22 GRONDAHL T	25 HOVDE M	31 LIEN KT	32 SOLSTAD T	35 ANDERSON P	40 PEDERSEN A	43 LYSE S	4:17	7	1	
3 ECK AGA V	5 SAGOSEN S	22 GRONDAHL T	25 HOVDE M	35 ANDERSON P	40 PEDERSEN A	44 GULLIKSEN K	1:17	0	1	
5 SAGOSEN S	25 HOVDE M	31 LIEN KT	35 ANDERSON P	40 PEDERSEN A	43 LYSE S	44 GULLIKSEN K	0:49	0	0	
5 SAGOSEN S	25 HOVDE M	31 LIEN KT	32 SOLSTAD T	35 ANDERSON P	40 PEDERSEN A	43 LYSE S	0:38	1	1	
3 ECK AGA V	5 SAGOSEN S	22 GRONDAHL T	25 HOVDE M	31 LIEN KT	35 ANDERSON P	40 PEDERSEN A	0:28	1	0	
3 ECK AGA V	5 SAGOSEN S	25 HOVDE M	31 LIEN KT	35 ANDERSON P	40 PEDERSEN A	43 LYSE S	0:04	0	0	

Legend:  
G Diff. Goals Difference

#### OFFICIAL PARTNERS



#### EHF PARTNERS



#### NATIONAL SUPPLIERS

