

## Start List

Match No: 21

SUI - SLO

**Referees:** JORUM Lars (NOR) / KLEVEN Havard (NOR)  
**Reserve:** COVALCIUC Igor (MDA) / COVALCIUC Alexei (MDA)  
**EHF Observer:** EHRMANN Jutta (GER)

**EHF Supervisor:** SITSU Urmo (EST)  
**Timekeeper:** BURMESTER Silvia (NOR)  
**Scorekeeper:** FORSBERG AAS Alice Marie (NOR)

### SUI - Switzerland

No.	Name	Pos.	Height m	Int. Matches		Competition Statistics									
				MP	G	MP	G	7mG	YC	2Min	RC	S	7mS		
16	PORTNER Nikola	GK	1.94	149	34	1	1						13	1	
40	SERAVALLI Mathieu	GK	1.98	11	0	1									
3	MEISTER Lucas	P	1.96	101	231	1	1			2					
4	RUBIN Lenny	LB	2.05	93	355	1	5								
8	ZEHNDER Manuel	LB	1.90	31	146	1	6								
11	AELLEN Felix	CB	1.87	30	70	1	2			1					
17	RÖTHLISBERGER Samuel	P	1.99	99	24	1									
18	KÜTTEL Dimitrij	RB	1.91	99	187	1									
20	MAROS Luka	LB	1.96	90	221	1									
21	STEENAERTS Gino	RW	1.84	23	68	1				1					
23	LAUBE Lukas	P	1.92	45	94	1									
28	SIGRIST Luca	CB	1.86	20	45	1	3								
29	ZEHNDER Samuel	LW	1.83	70	148	1									
30	WILLECKE Joël	P	2.02	40	11	1	1								
35	LEOPOLD Noam	LW	1.86	26	80	1	7	4							
44	BEN ROMDHANE Mehdi	LB	1.89	45	62	1	2								
(NN)	KUSIO Michael	RB	1.95	29	16										
(NN)	WANNER Levin	RW	1.83	11	10										
<b>Headcoach</b>		SCHMID Andy		<b>Bench/Team</b>										1	

SUI Played		
PR	FAR	28- 28
PR	SLO	18 JAN
PR	MNE	20 JAN

### SLO - Slovenia

No.	Name	Pos.	Height m	Int. Matches		Competition Statistics									
				MP	G	MP	G	7mG	YC	2Min	RC	S	7mS		
1	BAZNIK Jože	GK	1.87	34	2	1							4		
16	VUJOVIC Miljan	GK	1.98	17	0	1							6		
5	HENIGMAN Nik	LB	2.01	92	124	1									
8	JANC Blaž	RW	1.86	127	480	1	8								
14	TAJNIK Domen	CB	1.83	13	18	1									
19	JOVICIC Staš Slatinek	LW	1.89	50	105	1									
20	KODRIN Tilen	LW	1.92	110	199	1	6		1	1					
24	MAKUC Andraž	LW	1.86	5	14	1	1								
27	HORŽEN Kristjan	P	1.92	69	104	1	3								
28	GRMŠEK Timotej	RB	1.94	8	9	1									
30	COKAN Tim	RW	1.91	16	35	1									
33	ZABIC Stefan	P	2.03	17	12	1				1					
35	MAKUC Domen	CB	1.88	39	119	1	9	2							
51	MACKOVŠEK Borut	LB	2.03	159	414	1	5			1					
77	NOVAK Domen	RW	1.81	60	122	1	9	5							
95	SUHOLEŽNIK Matic	P	2.02	72	51	1			1	1					
(NN)	GRBIC Lan	P	1.94	6	3										
(NN)	MLIVIC Tarik	LB	1.95	8	27										
<b>Headcoach</b>		ZORMAN Uroš		<b>Bench/Team</b>										1	

SLO Played		
PR	MNE	41- 40
PR	SUI	18 JAN
PR	FAR	20 JAN

**Notes:**  
 Players below the bold line are not playing in this match.

**Legend:**

<b>(NN)</b> Not nominated	<b>2Min</b> 2-Minute Suspensions	<b>7mG</b> 7-metre Goals	<b>7mS</b> 7-metre Saves
<b>CB</b> Centre Back	<b>G</b> Goals	<b>GK</b> Goalkeeper	<b>LB</b> Left Back
<b>LW</b> Left Wing	<b>MP</b> Matches Played	<b>P</b> Line Player	<b>Pos</b> Position
<b>PR</b> Preliminary Round	<b>RB</b> Right Back	<b>RC</b> Red Cards (Direct and after 3rd 2-Minute Suspension)	
<b>RW</b> Right Wing	<b>S</b> Saves	<b>YC</b> Yellow Cards	

OFFICIAL PARTNERS



EHF PARTNERS



NATIONAL SUPPLIERS



### Results

### SUI 35 - 38 SLO

(20 - 14) (15 - 24)

Referees: JORUM Lars (NOR) / KLEVEN Havard (NOR)

#### Switzerland

Coach: SCHMID Andy

YC/RC Bench Officials: 1/0 Time outs: 3

No.	Name	Total		Goals / Shots						Punishments			TP			
		G/S	%	7m	6m	Wing	BT	FB	FTO	9m	EG	YC		RC	2M	
3	MEISTER Lucas															
4	RUBIN Lenny	4/7	57		2/2		1/2			1/3						35:59
8	ZEHNDER Manuel	5/10	50				1/1	2/2		2/7						18:15
11	AELLEN Felix	2/5	40				2/4			0/1						37:03
16	PORTNER Nikola	1/1	100													54:54
17	RÖTHLISBERGER Samuel										1/1					29:09
18	KÜTTEL Dimitrij															2:37
20	MAROS Luka	2/3	67							2/3						24:46
21	STEENAERTS Gino	6/8	75			3/5			3/3						2	55:22
23	LAUBE Lukas	5/5	100		3/3				2/2						2	55:35
28	SIGRIST Luca	1/3	33						1/1							28:48
29	ZEHNDER Samuel															16:32
30	WILLECKE Joël															3:03
35	LEOPOLD Noam	6/9	67	1/1	1/1	3/6			1/1							29:48
40	SERAVALLI Mathieu															0:40
44	BEN ROMDHANE Mehdi	3/3	100				2/2			1/1						19:29
Bench Officials																
Totals		35/54	65	1/1	6/6	6/11	7/10	8/8		6/17	1/1		1		4	60:00

No.	Name	Total		Saves / Shots						
		S/S	%	7m	6m	Wing	BT	FB	FTO	9m
16	PORTNER Nikola	11/46	24	0/4	4/11	2/4	2/10	1/8		2/9
40	SERAVALLI Mathieu	0/1	0	0/1						
EG		2								
Totals		11/49	22	0/5	4/11	2/4	2/10	1/8		2/9

#### Slovenia

Coach: ZORMAN Uros

YC/RC Bench Officials: 1/1 Time outs: 3

No.	Name	Total		Goals / Shots						Punishments			TP			
		G/S	%	7m	6m	Wing	BT	FB	FTO	9m	EG	YC		RC	2M	
1	BAZNIK Joze															35:53
5	HENIGMAN Nik	1/1	100						1/1						1	3:46
8	JANC Blaz	5/9	56		0/1		2/3	1/1		1/3	1/1					50:51
14	TAJNIK Domen	1/2	50				1/2									20:16
16	VUJOVIC Milijan															21:02
19	JOVICIC Stas Slatinek	3/3	100			1/1		2/2								35:29
20	KODRIN Tilen	0/2	0		0/1	0/1										24:31
24	MAKUC Andraz	6/8	75		1/1		4/5			1/2				1		27:39
27	HORZEN Kristjan	5/7	71		4/6			1/1						1		41:49
28	GRMSEK Timotej	0/1	0							0/1						7:11
30	COKAN Tim	2/2	100		1/1	1/1										35:26
33	ZABIC Stefan															14:37
35	MAKUC Domen	6/9	67				1/1			4/7	1/1					28:56
51	MACKOVSEK Borut	3/4	75					2/2		1/2						41:47
77	NOVAK Domen	6/9	67	5/5	1/1	0/2		0/1								24:47
95	SUHOLEZNIK Matic															
Bench Officials													1	1	1	
Totals		38/57	67	5/5	7/11	2/5	8/11	7/8		7/15	2/2		1	1	4	60:00

No.	Name	Total		Saves / Shots						
		S/S	%	7m	6m	Wing	BT	FB	FTO	9m
1	BAZNIK Joze	7/32	22	0/1	0/3	2/6	1/5	0/8		4/9
16	VUJOVIC Milijan	6/15	40		0/3	1/3	1/4			4/5
EG		1								
Totals		13/48	27	0/1	0/6	3/9	2/9	0/8		8/14

#### Attacks

Team:	All		Player Majority		Player Minority		Position Attacks		FB		Ind. FB		Team FB		Att. Dur. (min)	Turnover		
	G/Att.	%	G/Att.	%	G/Att.	%	G/Att.	%	G/Att.	%	G/Att.	%	G/Att.	%		All	%	TOFB
SUI	35/66	53	4/5	80	1/4	25	26/57	46	8/8	100			8/8	100	0:29	13	20	0
SLO	38/67	57	4/8	50	0/2	0	29/55	53	7/10	70			7/10	70	0:24	12	18	2

#### RUNNING SCORE

SUI - SLO	
1st Half	
LEOPOLD N	1 (2) 0
LAUBE L	2 (2) 0
LAUBE L	3 (3) 0
3 (4) 1	MAKUC D
4 (5) 1	
4 (5) 2	MACKOVSEK B
5 (6) 2	
6 (8) 2	
6 (8) 3	NOVAK D
7 (9) 3	
8 (10) 3	
8 (14) 4	HORZEN K
8 (14) 5	NOVAK D
9 (15) 5	
9 (15) 6	MAKUC D
10 (15) 6	
11 (16) 6	
11 (17) 7	TAJNIK D
12 (17) 7	
12 (17) 8	JANC B
13 (18) 8	
14 (19) 8	
14 (20) 9	NOVAK D
15 (20) 9	
15 (20) 10	HORZEN K
16 (22) 10	
16 (23) 11	MAKUC A
17 (23) 11	
17 (23) 12	MAKUC A
18 (25) 12	
19 (26) 12	
19 (27) 13	MAKUC D
20 (28) 13	
20 (30) 14	HENIGMAN N
2nd Half	
AELLEN F	21 (31) 14
STEENAERTS G	22 (32) 14
MAROS L	23 (33) 14
23 (34) 15	HORZEN K
23 (35) 16	HORZEN K
23 (35) 17	JOVICIC SS
LEOPOLD N	24 (37) 17
RUBIN L	25 (39) 17
25 (39) 18	MAKUC A
STEENAERTS G	26 (39) 18
26 (40) 19	JOVICIC SS
LEOPOLD N	27 (40) 19
27 (40) 20	MACKOVSEK B
27 (42) 21	COKAN T
LAUBE L	28 (42) 21
28 (43) 22	HORZEN K
RUBIN L	29 (44) 22
29 (44) 23	COKAN T
29 (45) 24	JOVICIC SS
29 (45) 25	JANC B
29 (47) 26	NOVAK D
BEN ROMDHANE M	30 (47) 26
30 (48) 27	MAKUC A
30 (49) 28	JANC B
STEENAERTS G	31 (50) 28
31 (50) 29	MAKUC D
31 (51) 30	NOVAK D
BEN ROMDHANE M	32 (51) 30
32 (52) 31	NOVAK D
32 (53) 32	MAKUC D
32 (54) 33	JANC B
RUBIN L	33 (55) 33
33 (55) 34	MAKUC D

#### OFFICIAL PARTNERS



#### EHF PARTNERS



#### NATIONAL SUPPLIERS



Results

Oslo

Match No: 21

Attendance: 2.026  
 BEN ROMDHANE M 34 (55') 34  
 34 (55') 35 MACKOVSEK B  
 RUBIN L 35 (56') 35  
 35 (57') 36 MAKUC A  
 35 (59') 37 JANC B  
 35 (60') 38 MAKUC A

<b>Legend:</b>			
%	Efficiency	2M	2-Minute Suspensions
Att. Dur.	Average Attack Duration	BT	Breakthroughs
G/Att.	Goals/Attacks	G/S	Goals/Shots
RC	Red Cards (Direct and after Third 2-Minute Suspension)	No.	Uniform Number
TOFB	Turnover during Fast Breaks	S/S	Saves/Shots
		TP	Time Played
		7m	7-metre Penalty Shots
		FB	Fast Breaks
		9m	9-metre Shots
		FTO	Fast Throw off
		Wing	Wing Shots

OFFICIAL PARTNERS



EHF PARTNERS



NATIONAL SUPPLIERS



## Preliminary Round - Group D

### Match Team Statistics

Oslo

Match No: 21

**SUI 35 - 38 SLO**

(20 - 14) (15 - 24)

Referees: JORUM Lars (NOR) / KLEVEN Hvard (NOR)

### SUI - Switzerland

Coach: SCHMID Andy

YC/RC Bench Officials:1/0 Time outs: 3

No.	Name	Total		All Goals / Shots							Punishments				Offence			Defence			TP		
		G/S	%	7m	7m%	6m	Wing	BT	FB	FTO	9m	EG	YC	RC	2M	2+2	AS	R7	TO/TF	ST		BS	P7
3	MEISTER Lucas																						
4	RUBIN Lenny	4/7	57			2/2		1/2			1/3						5	1	1 / 1				35:59
8	ZEHNDER Manuel	5/10	50					1/1	2/2		2/7						1						18:15
11	AELLEN Felix	2/5	40					2/4			0/1						9		3 / 1	2		1	37:03
16	PORTNER Nikola	1/1	100											1/1									54:54
17	RÖTHLISBERGER Samuel																			2			29:09
18	KÜTTEL Dimitrij																						2:37
20	MAROS Luka	2/3	67								2/3					1				1			24:46
21	STEENAERTS Gino	6/8	75				3/5		3/3									1				1	55:22
23	LAUBE Lukas	5/5	100			3/3			2/2						2				/ 2			2	55:35
28	SIGRIST Luca	1/3	33						1/1		0/2						1						28:48
29	ZEHNDER Samuel																						16:32
30	WILLECKE Joël																						3:03
35	LEOPOLD Noam	6/9	67	1/1	100	1/1	3/6		1/1										1 / 1	1			29:48
40	SERAVALLI Mathieu																						0:40
44	BEN ROMDHANE Mehdi	3/3	100						2/2		1/1						2		/ 1			1	19:29
Bench/Team													1										
Totals		35/54	65	1/1	100	6/6	6/11	7/10	8/8		6/17	1/1	1	4		19	1	6 / 7		4	2	5	

No.	Name	Total		All Saves / Shots										
		S/S	%	7m	7m%	Near Shots					FB	FTO	9m	9m%
				All	All%	6m	Wing	BT						
16	PORTNER Nikola	11/46	24	0/4	0	8/25	32	4/11	2/4	2/10	1/8		2/9	22
40	SERAVALLI Mathieu	0/1	0	0/1	0									
EG		2												
Totals		11/49	22	0/5	0	8/25	32	4/11	2/4	2/10	1/8		2/9	22

### Attacks

Team	All		Player Majority		Player Minority		Position Attacks		FB		Ind. FB		Team FB		Att. Dur. (min)	Turnover		
	G/Att.	%	G/Att.	%	G/Att.	%	G/Att.	%	G/Att.	%	G/Att.	%	G/Att.	%		All	%	TOFB
SUI	35/66	53	4/5	80	1/4	25	26/57	46	8/8	100			8/8	100	0:29	13	20	0

### Team Shots

	Goals	Saves	Missed	Post	Blocked	Total	G/S %	Prop %
6m Shots	6					6	100	11
Wing Shots	6	3	1	1		11	55	20
L R	3 3	2 1	1	1		6 5	50 60	11 9
9m Shots	6	8	2		1	17	35	31
L C R	1 4 1	4 3	1 1		1	1 10 5	100 40 20	2 19 9
7m Penalty Throws	1					1	100	2
Fast Breaks	8					8	100	15
Breakthroughs	7	2	1			10	70	19
Fast Throw Offs								0
Empty Goals	1					1	100	2
Totals	35	13	4	1	1	54	65	100

Legend:			
%	Efficiency	2M	2-Minute Suspensions
9m	9-metre Shots	2+2	2+2 Minute Suspensions
C	Center	Att. Dur.	Average Attack Duration
G/S	Goals/Shots	AS	Assists
R7	Received 7-metre Fouls	EG	Empty Goal
ST	Steals	FB	Fast Breaks
Wing	Wing Shots	Ind.	Individual
		L	Left
		RC	Red Cards (Direct and after 3rd 2-Minute Suspension)
		TO/TF	Turnover/Technical Fouls
		YC	Yellow Cards
		6m	6-metre Shots
		BS	Blocked Shots
		FTO	Fast Throw off
		P7	Penalty 7-metre Fouls
		G/Att.	Goals/Attacks
		Prop %	Proportion of Shots
		S/S	Saves/Shots
		TP	Time Played

#### OFFICIAL PARTNERS



#### EHF PARTNERS



#### NATIONAL SUPPLIERS



### Match Team Statistics

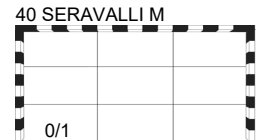
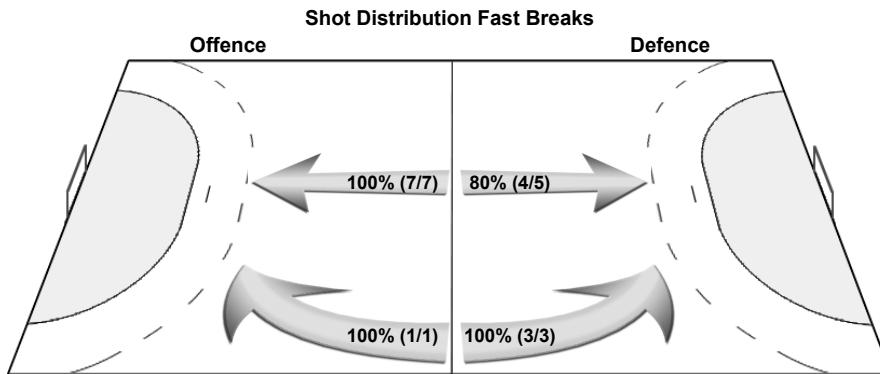
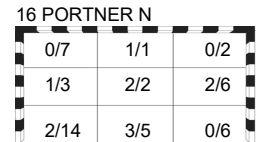
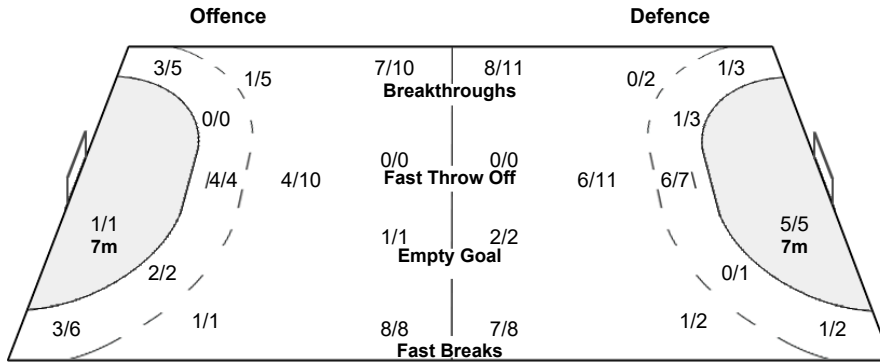
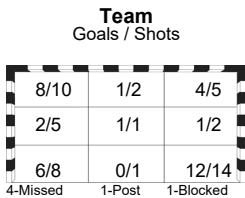
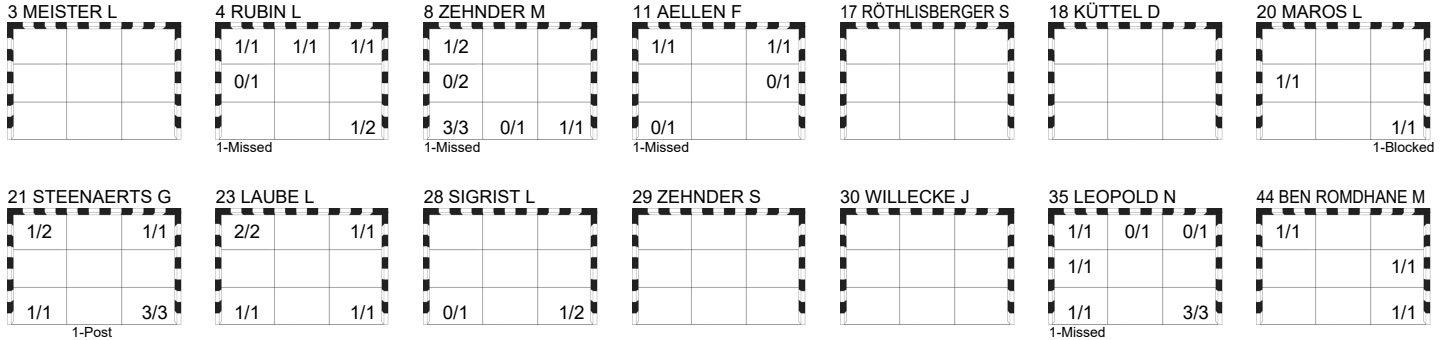
Match No: 21

**SUI 35 - 38 SLO**  
(20 - 14) (15 - 24)

Referees: JORUM Lars (NOR) / KLEVEN Havard (NOR)

**SUI - Switzerland**

### Overview of Shot Distribution



OFFICIAL PARTNERS



EHF PARTNERS



NATIONAL SUPPLIERS



SUN 18 JAN 2026  
Start Time: 20:30

**Preliminary Round - Group D**

Oslo

**Match Team Statistics**

Match No: 21

**SUI 35 - 38 SLO**  
(20 - 14) (15 - 24)

Referees: JORUM Lars (NOR) / KLEVEN Havard (NOR)

**SLO - Slovenia**

Coach: ZORMAN Uros

YC/RC Bench Officials:1/1 Time outs: 3

No.	Name	Total		All Goals / Shots									Punishments			Offence			Defence			TP		
		G/S	%	7m	7m%	6m	Wing	BT	FB	FTO	9m	EG	YC	RC	2M	2+2	AS	R7	TO/TF	ST	BS		P7	
1	BAZNIK Joze																						35:53	
5	HENIGMAN Nik	1/1	100							1/1				1									3:46	
8	JANC Blaz	5/9	56			0/1			2/3	1/1				1/3	1/1			6		3			50:51	
14	TAJNIK Domen	1/2	50						1/2									2	1	1			20:16	
16	VUJOVIC Miljan																						21:02	
19	JOVICIC Stas Slatinek	3/3	100					1/1		2/2							1						35:29	
20	KODRIN Tilen	0/2	0			0/1	0/1																24:31	
24	MAKUC Andraz	6/8	75			1/1			4/5					1/2			1	4	1	1	2	1	27:39	
27	HORZEN Kristjan	5/7	71			4/6				1/1						1						1	41:49	
28	GRMSEK Timotej	0/1	0											0/1									7:11	
30	COKAN Tim	2/2	100			1/1	1/1															2	35:26	
33	ZABIC Stefan																	1				1	14:37	
35	MAKUC Domen	6/9	67						1/1					4/7	1/1			5	2	1	1		28:56	
51	MACKOVSEK Borut	3/4	75							2/2				1/2				2	1	1		1	41:47	
77	NOVAK Domen	6/9	67	5/5	100	1/1	0/2			0/1													24:47	
95	SUHOLEZNIK Matic																							
Bench/Team																		1	1	1				
Totals		38/57	67	5/5	100	7/11	2/5	8/11	7/8					7/15	2/2			1	1	4				

No.	Name	Total		All Saves / Shots											
		S/S	%	7m	7m%	Near Shots					FB	FTO	9m	9m%	
				All	All%	6m	Wing	BT							
1	BAZNIK Joze	7/32	22	0/1	0	3/14	21	0/3	2/6	1/5	0/8			4/9	44
16	VUJOVIC Miljan	6/15	40			2/10	20	0/3	1/3	1/4				4/5	80
EG		1													
Totals		13/48	27	0/1	0	5/24	21	0/6	3/9	2/9	0/8			8/14	57

**Attacks**

Team	All		Player Majority		Player Minority		Position Attacks		FB		Ind. FB		Team FB		Att. Dur. (min)	Turnover		
	G/Att.	%	G/Att.	%	G/Att.	%	G/Att.	%	G/Att.	%	G/Att.	%	G/Att.	%		All	%	TOFB
SLO	38/67	57	4/8	50	0/2	0	29/55	53	7/10	70			7/10	70	0:24	12	18	2

**Team Shots**

	Goals	Saves	Missed	Post	Blocked	Total	G/S %	Prop %
6m Shots	7	4				11	64	19
Wing Shots	2	2		1		5	40	9
L R	1 1	1 1		1		2 3	50 33	4 5
9m Shots	7	2	2	2	2	15	47	26
L C R	1 6	1 1	1 1	2	1 1	2 11 2	50 55 0	4 19 4
7m Penalty Throws	5					5	100	9
Fast Breaks	7	1				8	88	14
Breakthroughs	8	2	1			11	73	19
Fast Throw Offs								0
Empty Goals	2					2	100	4
Totals	38	11	3	3	2	57	67	100

Legend:			
%	Efficiency	2M	2-Minute Suspensions
9m	9-metre Shots	2+2	2+2 Minute Suspensions
C	Center	Att. Dur.	Average Attack Duration
G/S	Goals/Shots	6m	6-metre Shots
R7	Received 7-metre Fouls	AS	Assists
ST	Steals	Att. Dur.	Average Attack Duration
Wing	Wing Shots	BS	Blocked Shots
		BT	Breakthroughs
		FB	Fast Breaks
		FTO	Fast Throw off
		L	Left
		P7	Penalty 7-metre Fouls
		RC	Red Cards (Direct and after 3rd 2-Minute Suspension)
		TO/TF	Turnover/Technical Fouls
		TOFB	Turnover during Fast Breaks
		S/S	Saves/Shots
		TP	Time Played
		7m	7-metre Penalty Shots

OFFICIAL PARTNERS



EHF PARTNERS



NATIONAL SUPPLIERS



## Match Team Statistics

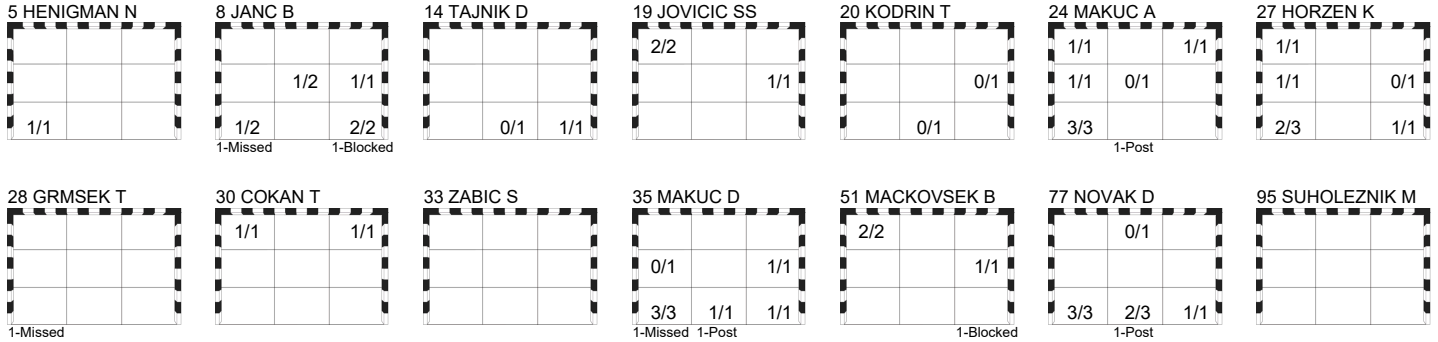
Match No: 21

**SUI 35 - 38 SLO**  
(20 - 14) (15 - 24)

Referees: JORUM Lars (NOR) / KLEVEN Havard (NOR)

**SLO - Slovenia**

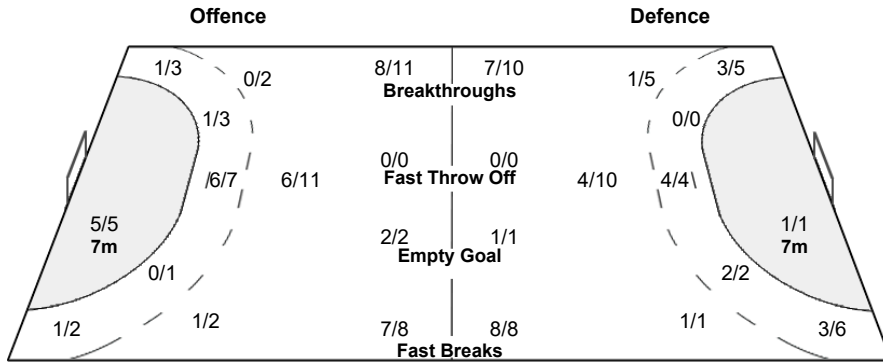
### Overview of Shot Distribution



**Team Goals / Shots**

7/7	0/1	2/2
2/3	1/3	4/6
13/15	3/6	6/6

3-Missed 3-Post 2-Blocked

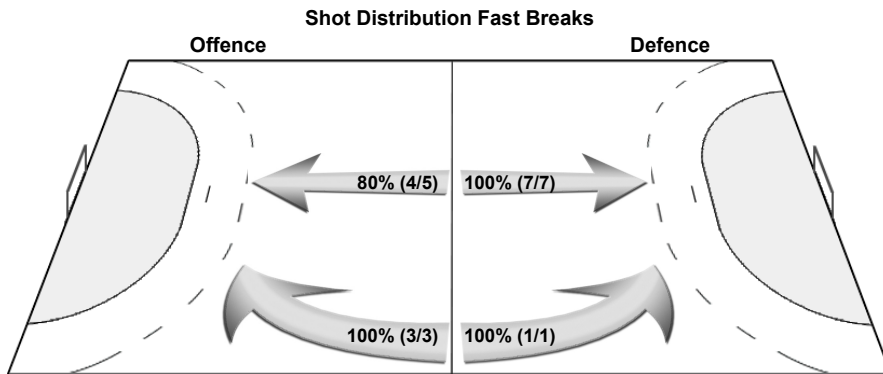


**Goalkeepers Saves / Shots**

2/10	1/2	1/5
3/5	0/1	1/2
2/8	1/1	2/14

**1 BAZNIK J**

1/7	1/1	0/3
2/4		
2/8		1/9



**16 VUJOVIC M**

1/3	0/1	1/2
1/1		1/2
	1/1	1/5

OFFICIAL PARTNERS



EHF PARTNERS



NATIONAL SUPPLIERS



## Play by Play

Match No: 21

### SUI 35 - 38 SLO

(20 - 14) (15 - 24)

Referees: JORUM Lars (NOR) / KLEVEN Havard (NOR)

<b>SUI</b>	<b>3</b> MEISTER Lucas	<b>4</b> RUBIN Lenny	<b>8</b> ZEHNDER Manuel	<b>A</b> ZIMMERMANN Thomas
	<b>11</b> AELLEN Felix	<b>16</b> PORTNER Nikola	<b>17</b> RÖTHLISBERGER Samuel	<b>B</b> SCHMID Andy
	<b>18</b> KÜTTEL Dimitrij	<b>20</b> MAROS Luka	<b>21</b> STEENAERTS Gino	<b>C</b> CUCKOVIC Milos
	<b>23</b> LAUBE Lukas	<b>28</b> SIGRIST Luca	<b>29</b> ZEHNDER Samuel	<b>D</b> BÖHM Fabian
	<b>30</b> WILLECKE Joël	<b>35</b> LEOPOLD Noam	<b>40</b> SERAVALLI Mathieu	<b>F</b> WEISSKOPF Gabriela
	<b>44</b> BEN ROMDHANE Mehdi			
<b>SLO</b>	<b>1</b> BAZNIK Joze	<b>5</b> HENIGMAN Nik	<b>8</b> JANC Blaz	<b>A</b> SKOKO Mirko
	<b>14</b> TAJNIK Domen	<b>16</b> VUJOVIC Miljan	<b>19</b> JOVICIC Stas Slatinek	<b>B</b> ZORMAN Uros
	<b>20</b> KODRIN Tilen	<b>24</b> MAKUC Andraz	<b>27</b> HORZEN Kristjan	<b>C</b> PROST KOSIR Primož
	<b>28</b> GRMSEK Timotej	<b>30</b> COKAN Tim	<b>33</b> ZABIC Stefan	<b>D</b> KOSAK Rok
	<b>35</b> MAKUC Domen	<b>51</b> MACKOVSEK Borut	<b>77</b> NOVAK Domen	<b>E</b> CINDRIC Matic
	<b>95</b> SUHOLEZNIK Matic			

### 1st HALF

Match Time	SUI - Switzerland	Score Lead	SLO - Slovenia
0:00	16 PORTNER N Goalkeeper		1 BAZNIK J Goalkeeper
0:37	11 AELLEN F Shot breakthrough missed		
0:48			8 JANC B Shot breakthrough missed
1:03	35 LEOPOLD N Goal left wing bottom right (4 RUBIN L), 99.52 km/h	1 - 0 +1	
1:12			33 ZABIC S Technical Fault
1:20	23 LAUBE L Goal fast break bottom right (11 AELLEN F), 84.74 km/h	2 - 0 +2	
2:09			35 MAKUC D Shot centre 9m post
2:16	23 LAUBE L Goal fast break top left (11 AELLEN F), 103.42 km/h	3 - 0 +3	
2:49			20 KODRIN T Shot left wing saved bottom centre
3:03	21 STEENAERTS G Shot right wing post		
3:14		3 - 1 +2	35 MAKUC D Goal centre 9m bottom right, 105.71 km/h
3:54	4 RUBIN L Technical Fault		
4:08			35 MAKUC D Technical Fault
4:13	35 LEOPOLD N Goal fast break top left (11 AELLEN F), 97.46 km/h	4 - 1 +3	
4:25		4 - 2 +2	51 MACKOVSEK B Goal centre 9m top left, 103.70 km/h
5:09	11 AELLEN F Shot breakthrough saved bottom left		
5:24	35 LEOPOLD N Technical Fault		
5:30			77 NOVAK D Shot fast break saved bottom centre
5:55	23 LAUBE L Goal centre 6m bottom left (11 AELLEN F), 85.03 km/h	5 - 2 +3	
6:37	17 RÖTHLISBERGER S Block		51 MACKOVSEK B Shot centre 9m blocked
6:45			77 NOVAK D Technical Fault
6:51	17 RÖTHLISBERGER S for 16 PORTNER N Empty goal		
7:06	11 AELLEN F Goal breakthrough top left, 108.33 km/h	6 - 2 +4	
7:08	16 PORTNER N for 35 LEOPOLD N Goalkeeper back		
7:13			Team timeout
7:35	23 LAUBE L 7m caused		14 TAJNIK D 7m received
7:48		6 - 3 +3	77 NOVAK D Goal Penalty shot bottom left (14 TAJNIK D), 104.47 km/h
8:10	17 RÖTHLISBERGER S for 16 PORTNER N Empty goal		
8:33	16 PORTNER N for 17 RÖTHLISBERGER S Goalkeeper back		
8:42	35 LEOPOLD N Goal left wing middle left (4 RUBIN L), 91.59 km/h	7 - 3 +4	
8:52			35 MAKUC D Shot centre 9m missed
9:54	4 RUBIN L 7m received		51 MACKOVSEK B 7m caused
9:58	35 LEOPOLD N Goal Penalty shot bottom right (4 RUBIN L), 65.97 km/h	8 - 3 +5	
10:45	23 LAUBE L 2-minutes suspension		
10:59			8 JANC B Turnover
11:14	30 WILLECKE J for 16 PORTNER N Empty goal		
11:47	16 PORTNER N for 35 LEOPOLD N Goalkeeper back		
11:51	4 RUBIN L Shot right 9m missed		

#### OFFICIAL PARTNERS



#### EHF PARTNERS



#### NATIONAL SUPPLIERS



### Play by Play

Match No: 21

SUI 35 - 38 SLO

(20 - 14) (15 - 24)

#### 1st HALF

Match Time	SUI - Switzerland	Score	Lead	SLO - Slovenia
12:02				77 NOVAK D Shot right wing saved top centre
12:16	20 MAROS L for 16 PORTNER N Empty goal			
12:53	20 MAROS L Shot centre 9m blocked			27 HORZEN K Block
12:58	16 PORTNER N for 23 LAUBE L Goalkeeper back			
13:00		8 - 4	+4	27 HORZEN K Goal fast break bottom right (35 MAKUC D), 90.53 km/h
13:11	30 WILLECKE J Technical Fault			
13:23	11 AELLEN F 7m caused			51 MACKOVSEK B 7m received
13:23		8 - 5	+3	77 NOVAK D Goal Penalty shot bottom left (51 MACKOVSEK B), 103.06 km/h
14:00	21 STEENAERTS G Goal right wing bottom left (8 ZEHNDER M), 105.91 km/h	9 - 5	+4	
14:15		9 - 6	+3	35 MAKUC D Goal breakthrough middle right (8 JANC B), 109.75 km/h
14:23				27 HORZEN K 2-minutes suspension
14:54	8 ZEHNDER M Goal right 9m top left, 107.35 km/h	10 - 6	+4	
15:03				33 ZABIC S for 1 BAZNIK J Empty goal
15:50				1 BAZNIK J for 77 NOVAK D Goalkeeper back
15:51	20 MAROS L Steal			35 MAKUC D Turnover
15:56	21 STEENAERTS G Goal fast break top left (20 MAROS L), 100.29 km/h	11 - 6	+5	
16:13				77 NOVAK D for 1 BAZNIK J Empty goal
16:25				1 BAZNIK J for 27 HORZEN K Goalkeeper back
16:32		11 - 7	+4	14 TAJNIK D Goal breakthrough bottom right, 83.96 km/h
16:41	8 ZEHNDER M Goal fast break bottom left, 92.46 km/h	12 - 7	+5	
16:48		12 - 8	+4	8 JANC B Goal fast break bottom right (33 ZABIC S), 118.89 km/h
17:16	21 STEENAERTS G Goal right wing bottom right (28 SIGRIST L), 80.80 km/h	13 - 8	+5	
17:55				77 NOVAK D Shot right wing post
18:30	28 SIGRIST L Goal breakthrough bottom right, 112.87 km/h	14 - 8	+6	
19:14				24 MAKUC A Shot centre 9m post
19:20		14 - 9	+5	77 NOVAK D Goal centre 6m bottom centre, 72.54 km/h
19:46	8 ZEHNDER M Goal centre 9m bottom right, 103.77 km/h	15 - 9	+6	
19:58		15 - 10	+5	27 HORZEN K Goal centre 6m top left (8 JANC B), 96.44 km/h
20:15	35 LEOPOLD N Shot left wing saved top centre			
20:29	17 RÖTHLISBERGER S Block			8 JANC B Shot left 9m blocked
20:42	23 LAUBE L Technical Fault			
21:25				8 JANC B Shot right 6m saved middle centre
21:34	8 ZEHNDER M Goal fast break bottom left, 75.19 km/h	16 - 10	+6	
21:44				20 KODRIN T Shot left 6m saved middle right
22:18	28 SIGRIST L Shot right 9m saved bottom right			
22:28		16 - 11	+5	24 MAKUC A Goal breakthrough middle left, 108.74 km/h
22:38	20 MAROS L Goal centre 9m middle left, 97.62 km/h	17 - 11	+6	
22:48		17 - 12	+5	24 MAKUC A Goal centre 9m bottom left, 79.81 km/h
23:18				5 HENIGMAN N 2-minutes suspension
23:36	23 LAUBE L Technical Fault			
23:47				27 HORZEN K for 1 BAZNIK J Empty goal
24:14				28 GRMSEK T Shot right 9m missed
24:15	16 PORTNER N Goal empty goal middle centre, 80.08 km/h	18 - 12	+6	
24:16				1 BAZNIK J for 24 MAKUC A Goalkeeper back
24:26				24 MAKUC A for 1 BAZNIK J Empty goal
25:23				24 MAKUC A Shot breakthrough saved middle centre
25:23				1 BAZNIK J for 24 MAKUC A Goalkeeper back
25:23				24 MAKUC A 2-minutes suspension
25:43	8 ZEHNDER M Goal breakthrough bottom left, 101.42 km/h	19 - 12	+7	
26:05				35 MAKUC D for 1 BAZNIK J Empty goal
26:18	21 STEENAERTS G 2-minutes suspension			
26:36		19 - 13	+6	35 MAKUC D Goal centre 9m bottom left, 108.60 km/h

#### OFFICIAL PARTNERS



#### EHF PARTNERS



#### NATIONAL SUPPLIERS



Match No: 21

## Play by Play

SUI 35 - 38 SLO

(20 - 14) (15 - 24)

### 1st HALF

Match Time	SUI - Switzerland	Score	Lead	SLO - Slovenia
26:38				1 BAZNIK J for 28 GRMSEK T Goalkeeper back
26:50	4 RUBIN L for 16 PORTNER N Empty goal			
27:04	23 LAUBE L Goal left 6m top left (4 RUBIN L), 87.73 km/h	20	+7	
27:05	16 PORTNER N for 8 ZEHNDER M Goalkeeper back			
28:05				27 HORZEN K Shot centre 6m saved middle right
28:26	Team timeout			
28:26	17 RÖTHLISBERGER S for 16 PORTNER N Empty goal			
28:39	28 SIGRIST L Shot right 9m saved bottom left			
28:40	16 PORTNER N for 35 LEOPOLD N Goalkeeper back			
28:48				35 MAKUC D Shot centre 9m saved middle left
28:48	B SCHMID A Warning (yellow card) bench punishment			
29:16	8 ZEHNDER M Shot right 9m saved middle left			
29:27		20	+6	5 HENIGMAN N Goal fast break bottom left, 95.12 km/h
30:00	8 ZEHNDER M Shot direct free throw saved middle left			

### 2nd HALF

Match Time	SUI - Switzerland	Score	Lead	SLO - Slovenia
30:00	16 PORTNER N Goalkeeper			1 BAZNIK J Goalkeeper
30:29				24 MAKUC A Technical Fault
30:38	11 AELLEN F Goal breakthrough top right, 120.72 km/h	21	+7	
30:41				B ZORMAN U Warning (yellow card) bench punishment
31:12				14 TAJNIK D Shot breakthrough saved bottom centre
31:18	21 STEENAERTS G Goal fast break top right (11 AELLEN F), 97.22 km/h	22	+8	
31:48	35 LEOPOLD N Steal			14 TAJNIK D Turnover
32:42	20 MAROS L Goal centre 9m bottom right, 101.27 km/h	23	+9	
33:13		23	+8	27 HORZEN K Goal centre 6m middle left (24 MAKUC A), 91.14 km/h
33:49	21 STEENAERTS G Shot right wing saved top left			
34:20		23	+7	27 HORZEN K Goal centre 6m bottom left (24 MAKUC A), 72.70 km/h
34:35	11 AELLEN F Turnover			51 MACKOVSEK B Steal
34:42		23	+6	19 JOVICIC SS Goal fast break top left (8 JANC B), 98.63 km/h
35:01	17 RÖTHLISBERGER S for 16 PORTNER N Empty goal			
35:20	35 LEOPOLD N Shot left wing missed			
35:22	16 PORTNER N for 44 BEN ROMDHANE M Goalkeeper back			
35:35				27 HORZEN K Shot right 6m saved bottom left
36:20	35 LEOPOLD N Goal centre 6m bottom left (11 AELLEN F), 94.09 km/h	24	+7	
36:51				B ZORMAN U 2-minute suspension bench punishment
36:51				B ZORMAN U Disqualification (red card) bench punishment
37:11				24 MAKUC A Technical Fault
37:38	4 RUBIN L Turnover			30 COKAN T Steal
37:50	11 AELLEN F Steal			8 JANC B Turnover Fastbreak
38:03	4 RUBIN L Goal left 9m top right, 103.11 km/h	25	+8	
38:15		25	+7	24 MAKUC A Goal centre 6m top right, 89.89 km/h
38:21	21 STEENAERTS G Goal fast break bottom right (11 AELLEN F), 62.07 km/h	26	+8	
38:51				16 VUJOVIC M for 1 BAZNIK J Goalkeeper Substitution
39:03		26	+7	19 JOVICIC SS Goal left wing top left (14 TAJNIK D), 91.67 km/h
39:36	35 LEOPOLD N Goal left wing bottom right (4 RUBIN L), 108.34 km/h	27	+8	
39:45		27	+7	51 MACKOVSEK B Goal fast break top left (24 MAKUC A), 96.69 km/h
39:55	35 LEOPOLD N Turnover			24 MAKUC A Steal
40:03				8 JANC B Shot right 9m saved bottom left
40:09	Team timeout			

#### OFFICIAL PARTNERS



#### EHF PARTNERS



#### NATIONAL SUPPLIERS



### Play by Play

Match No: 21

SUI 35 - 38 SLO

(20 - 14) (15 - 24)

### 2nd HALF

Match Time	SUI - Switzerland	Score	Lead	SLO - Slovenia
40:31	21 STEENAERTS G Turnover			
41:02		27 - 21	+6	30 COKAN T Goal right 6m top right (19 JOVICIC SS), 89.72 km/h
41:41	23 LAUBE L Goal centre 6m top right (44 BEN ROMDHANE M), 83.29 km/h	28 - 21	+7	
42:19		28 - 22	+6	27 HORZEN K Goal centre 6m bottom left (8 JANC B), 87.50 km/h
42:51	35 LEOPOLD N Shot left wing saved top right			
43:02	11 AELLEN F Steal			24 MAKUC A Turnover
43:07	4 RUBIN L Goal centre 6m top centre (11 AELLEN F), 99.22 km/h	29 - 22	+7	
43:20		29 - 23	+6	30 COKAN T Goal right wing top left (8 JANC B), 106.12 km/h
44:19	11 AELLEN F Shot centre 9m saved middle right			
44:24		29 - 24	+5	19 JOVICIC SS Goal fast break middle right (51 MACKOVSEK B), 103.12 km/h
44:47	4 RUBIN L Shot breakthrough saved middle left			
44:53		29 - 25	+4	8 JANC B Goal breakthrough middle right, 97.19 km/h
45:51	8 ZEHNDER M Shot centre 9m missed			
46:14	44 BEN ROMDHANE M 7m caused			24 MAKUC A 7m received
46:17	40 SERAVALLI M for 16 PORTNER N Goalkeeper Substitution			
46:17		29 - 26	+3	77 NOVAK D Goal Penalty shot bottom left (24 MAKUC A), 92.71 km/h
46:49	44 BEN ROMDHANE M Goal centre 9m bottom right, 107.58 km/h	30 - 26	+4	
46:57	16 PORTNER N for 40 SERAVALLI M Goalkeeper Substitution			
47:46		30 - 27	+3	24 MAKUC A Goal breakthrough top left (8 JANC B), 104.89 km/h
47:59	44 BEN ROMDHANE M for 16 PORTNER N Empty goal			
48:32	8 ZEHNDER M Shot centre 9m saved top left			
48:33		30 - 28	+2	8 JANC B Goal empty goal middle centre, 88.94 km/h
48:34	16 PORTNER N for 44 BEN ROMDHANE M Goalkeeper back			
49:16	21 STEENAERTS G Goal right wing bottom right (44 BEN ROMDHANE M), 82.78 km/h	31 - 28	+3	
49:27				35 MAKUC D for 16 VUJOVIC M Empty goal
49:33		31 - 29	+2	35 MAKUC D Goal left 9m bottom left, 105.40 km/h
49:34				16 VUJOVIC M for 8 JANC B Goalkeeper back
50:04	8 ZEHNDER M Shot centre 9m saved bottom centre			
50:11	21 STEENAERTS G 7m caused			35 MAKUC D 7m received
50:11	21 STEENAERTS G 2-minutes suspension			
50:11		31 - 30	+1	77 NOVAK D Goal Penalty shot bottom right (35 MAKUC D), 91.27 km/h
50:25	18 KÜTTEL D for 16 PORTNER N Empty goal			
50:45	44 BEN ROMDHANE M Goal breakthrough top left (11 AELLEN F), 106.44 km/h	32 - 30	+2	
50:46	16 PORTNER N for 11 AELLEN F Goalkeeper back			
51:29	23 LAUBE L 7m caused			35 MAKUC D 7m received
51:29		32 - 31	+1	77 NOVAK D Goal Penalty shot bottom centre (35 MAKUC D), 96.75 km/h
51:54	18 KÜTTEL D for 16 PORTNER N Empty goal			
52:06	44 BEN ROMDHANE M Technical Fault			
52:09		32 - 32	0	35 MAKUC D Goal empty goal bottom centre, 111.33 km/h
52:09	16 PORTNER N for 18 KÜTTEL D Goalkeeper back			
52:36	11 AELLEN F Turnover			30 COKAN T Steal
53:22				Team timeout
53:27		32 - 33	-1	8 JANC B Goal centre 9m bottom right, 93.33 km/h
54:06	4 RUBIN L Goal left 6m top left, 113.65 km/h	33 - 33	0	
54:36		33 - 34	-1	35 MAKUC D Goal centre 9m bottom left, 107.94 km/h
54:50	44 BEN ROMDHANE M Goal breakthrough middle right, 113.56 km/h	34 - 34	0	
54:56		34 - 35	-1	51 MACKOVSEK B Goal fast break middle right (35 MAKUC D), 85.08 km/h
55:23	4 RUBIN L Goal breakthrough bottom right, 102.62 km/h	35 - 35	0	
56:25		35 - 36	-1	24 MAKUC A Goal breakthrough bottom left (35 MAKUC D), 101.28 km/h
56:54	11 AELLEN F Technical Fault			
57:00				51 MACKOVSEK B Turnover Fastbreak
57:41	11 AELLEN F Turnover			

#### OFFICIAL PARTNERS



#### EHF PARTNERS



#### NATIONAL SUPPLIERS



Match No: 21

**Play by Play**  
**SUI 35 - 38 SLO**  
 (20 - 14) (15 - 24)

**2nd HALF**

Match Time	SUI - Switzerland	Score	Lead	SLO - Slovenia
58:19		35 - 37	-2	8 JANC B Goal breakthrough bottom left, 108.00 km/h
58:23	23 LAUBE L 2-minutes suspension			
58:53				8 JANC B Turnover
59:06	30 WILLECKE J for 16 PORTNER N Empty goal			
59:21	Team timeout			
59:36	16 PORTNER N for 21 STEENAERTS G Goalkeeper back			
59:36	4 RUBIN L Shot centre 9m saved bottom right			
59:50				Team timeout
59:58		35 - 38	-3	24 MAKUC A Goal breakthrough bottom left, 73.27 km/h

OFFICIAL PARTNERS



EHF PARTNERS



NATIONAL SUPPLIERS



**Empty Goal Analysis**

Oslo

Match No: 21

**SUI 35 - 38 SLO**

(20 - 14) (15 - 24)

Referees: JORUM Lars (NOR) / KLEVEN Havard (NOR)

**ATTACKS DURING OWN EMPTY GOAL SITUATION**

Players on Court	Attacks		Goals		Saves		Missed		Blocked		Post		Turnovers		Scoring Efficiency		Goals Against	
	SUI	SLO	SUI	SLO	SUI	SLO	SUI	SLO	SUI	SLO	SUI	SLO	SUI	SLO	SUI	SLO	SUI	SLO
7 Against 6	5	2	1	1	2	1	1		1						20	50	1	
6 Against 6	4	2	1		1		1	1					1	1	25	0	1	1
Others	1	1	1	1											100	100		
<b>Total:</b>	<b>10</b>	<b>5</b>	<b>3</b>	<b>2</b>	<b>3</b>	<b>1</b>	<b>2</b>	<b>1</b>	<b>1</b>				<b>1</b>	<b>1</b>	<b>30</b>	<b>40</b>	<b>2</b>	<b>1</b>

**GOALS/ATTACKS DURING OWN EMPTY GOAL SITUATION - ANALYSIS OF OCCURRENCE (in 5 min intervals)**

Players on Court	1st Half											
	0-5		5-10		10-15		15-20		20-25		25-30	
	SUI	SLO	SUI	SLO	SUI	SLO	SUI	SLO	SUI	SLO	SUI	SLO
7 Against 6			1/1		0/1						0/1	0/1
6 Against 6					0/1		0/1		0/1			
Others										1/1	1/1	
<b>Total:</b>			1/1		0/2		0/1		0/1	1/2	1/2	

Players on Court	2nd Half											
	30-35		35-40		40-45		45-50		50-55		55-60	
	SUI	SLO	SUI	SLO	SUI	SLO	SUI	SLO	SUI	SLO	SUI	SLO
7 Against 6			0/1				0/1	1/1				
6 Against 6									1/2		0/1	
Others												
<b>Total:</b>			0/1				0/1	1/1	1/2		0/1	

**GOALS/ATTACKS DURING OWN EMPTY GOAL SITUATION - ANALYSIS BY DURATION**

Team	<15 sec.	15-30 sec.	30-45 sec.	45-60 sec.	>60 sec.
SUI	1/3	2/3	0/4		
SLO	1/1	0/1	1/1	0/2	

**SUBSTITUTION SUMMARY**

Players	SUI	SLO
Goalkeeper <-> Goalkeeper	2	1
Court Player <-> Goalkeeper	22	12
Court Player <-> Court Player	107	76
<b>Total:</b>	<b>131</b>	<b>89</b>

OFFICIAL PARTNERS



EHF PARTNERS



NATIONAL SUPPLIERS



## Line-Up Analysis

Oslo

Match No: 21

Attendance: 2.026

### SUI 35 - 38 SLO

#### SUI - Switzerland

Lineup efficiency								Time Played	GF	GA
4 RUBIN L	11 AELLEN F	16 PORTNER N	21 STEENAERTS G	23 LAUBE L	29 ZEHNDER S	44 BEN ROMDHANE M	6:12	3	3	
8 ZEHNDER M	16 PORTNER N	17 RÖTHLISBERGER S	20 MAROS L	21 STEENAERTS G	23 LAUBE L	28 SIGRIST L	5:59	1	6	
4 RUBIN L	11 AELLEN F	16 PORTNER N	17 RÖTHLISBERGER S	21 STEENAERTS G	23 LAUBE L	28 SIGRIST L	5:15	2	2	
8 ZEHNDER M	16 PORTNER N	20 MAROS L	21 STEENAERTS G	23 LAUBE L	28 SIGRIST L	35 LEOPOLD N	5:01	8	3	
4 RUBIN L	11 AELLEN F	16 PORTNER N	21 STEENAERTS G	23 LAUBE L	28 SIGRIST L	35 LEOPOLD N	4:49	4	0	
11 AELLEN F	16 PORTNER N	17 RÖTHLISBERGER S	20 MAROS L	21 STEENAERTS G	23 LAUBE L	35 LEOPOLD N	3:22	1	1	
11 AELLEN F	16 PORTNER N	20 MAROS L	21 STEENAERTS G	23 LAUBE L	35 LEOPOLD N	44 BEN ROMDHANE M	3:08	3	1	
4 RUBIN L	11 AELLEN F	16 PORTNER N	17 RÖTHLISBERGER S	21 STEENAERTS G	23 LAUBE L	29 ZEHNDER S	2:57	0	4	
4 RUBIN L	11 AELLEN F	16 PORTNER N	21 STEENAERTS G	23 LAUBE L	35 LEOPOLD N	44 BEN ROMDHANE M	2:51	3	0	
4 RUBIN L	8 ZEHNDER M	16 PORTNER N	21 STEENAERTS G	23 LAUBE L	29 ZEHNDER S	44 BEN ROMDHANE M	2:47	1	0	
4 RUBIN L	11 AELLEN F	16 PORTNER N	17 RÖTHLISBERGER S	21 STEENAERTS G	23 LAUBE L	35 LEOPOLD N	2:31	2	5	
16 PORTNER N	17 RÖTHLISBERGER S	20 MAROS L	21 STEENAERTS G	23 LAUBE L	28 SIGRIST L	35 LEOPOLD N	1:31	1	0	
4 RUBIN L	8 ZEHNDER M	16 PORTNER N	17 RÖTHLISBERGER S	21 STEENAERTS G	23 LAUBE L	29 ZEHNDER S	1:28	0	2	
8 ZEHNDER M	11 AELLEN F	16 PORTNER N	20 MAROS L	21 STEENAERTS G	23 LAUBE L	35 LEOPOLD N	1:12	0	1	
16 PORTNER N	17 RÖTHLISBERGER S	18 KÜTTEL D	20 MAROS L	21 STEENAERTS G	23 LAUBE L	28 SIGRIST L	0:59	0	0	
4 RUBIN L	16 PORTNER N	17 RÖTHLISBERGER S	21 STEENAERTS G	23 LAUBE L	28 SIGRIST L	35 LEOPOLD N	0:49	1	1	
11 AELLEN F	20 MAROS L	21 STEENAERTS G	23 LAUBE L	28 SIGRIST L	30 WILLECKE J	35 LEOPOLD N	0:42	0	0	
4 RUBIN L	11 AELLEN F	17 RÖTHLISBERGER S	21 STEENAERTS G	23 LAUBE L	28 SIGRIST L	35 LEOPOLD N	0:40	1	0	
4 RUBIN L	16 PORTNER N	17 RÖTHLISBERGER S	21 STEENAERTS G	23 LAUBE L	35 LEOPOLD N	44 BEN ROMDHANE M	0:40	0	1	
4 RUBIN L	17 RÖTHLISBERGER S	21 STEENAERTS G	23 LAUBE L	29 ZEHNDER S	40 SERAVALLI M	44 BEN ROMDHANE M	0:40	1	1	
4 RUBIN L	11 AELLEN F	18 KÜTTEL D	21 STEENAERTS G	23 LAUBE L	29 ZEHNDER S	44 BEN ROMDHANE M	0:36	1	1	
16 PORTNER N	17 RÖTHLISBERGER S	20 MAROS L	21 STEENAERTS G	23 LAUBE L	35 LEOPOLD N	44 BEN ROMDHANE M	0:35	0	1	
4 RUBIN L	8 ZEHNDER M	17 RÖTHLISBERGER S	21 STEENAERTS G	23 LAUBE L	29 ZEHNDER S	44 BEN ROMDHANE M	0:35	0	1	
4 RUBIN L	11 AELLEN F	21 STEENAERTS G	23 LAUBE L	28 SIGRIST L	30 WILLECKE J	35 LEOPOLD N	0:33	0	0	
4 RUBIN L	8 ZEHNDER M	16 PORTNER N	20 MAROS L	21 STEENAERTS G	23 LAUBE L	28 SIGRIST L	0:32	1	0	
4 RUBIN L	11 AELLEN F	21 STEENAERTS G	23 LAUBE L	29 ZEHNDER S	30 WILLECKE J	44 BEN ROMDHANE M	0:30	0	0	
11 AELLEN F	16 PORTNER N	20 MAROS L	21 STEENAERTS G	28 SIGRIST L	30 WILLECKE J	35 LEOPOLD N	0:25	0	1	
4 RUBIN L	11 AELLEN F	16 PORTNER N	21 STEENAERTS G	23 LAUBE L	28 SIGRIST L	30 WILLECKE J	0:24	0	0	
11 AELLEN F	17 RÖTHLISBERGER S	20 MAROS L	21 STEENAERTS G	23 LAUBE L	35 LEOPOLD N	44 BEN ROMDHANE M	0:21	0	0	
4 RUBIN L	16 PORTNER N	17 RÖTHLISBERGER S	21 STEENAERTS G	23 LAUBE L	29 ZEHNDER S	44 BEN ROMDHANE M	0:20	0	2	
4 RUBIN L	8 ZEHNDER M	18 KÜTTEL D	20 MAROS L	21 STEENAERTS G	23 LAUBE L	28 SIGRIST L	0:15	1	0	
8 ZEHNDER M	17 RÖTHLISBERGER S	18 KÜTTEL D	20 MAROS L	23 LAUBE L	28 SIGRIST L	35 LEOPOLD N	0:14	0	0	
4 RUBIN L	11 AELLEN F	16 PORTNER N	21 STEENAERTS G	23 LAUBE L	29 ZEHNDER S	30 WILLECKE J	0:13	0	1	
4 RUBIN L	11 AELLEN F	16 PORTNER N	23 LAUBE L	29 ZEHNDER S	30 WILLECKE J	44 BEN ROMDHANE M	0:11	0	0	
16 PORTNER N	18 KÜTTEL D	20 MAROS L	21 STEENAERTS G	23 LAUBE L	28 SIGRIST L	35 LEOPOLD N	0:09	0	0	
4 RUBIN L	16 PORTNER N	18 KÜTTEL D	20 MAROS L	21 STEENAERTS G	23 LAUBE L	28 SIGRIST L	0:08	0	0	
11 AELLEN F	16 PORTNER N	17 RÖTHLISBERGER S	18 KÜTTEL D	20 MAROS L	23 LAUBE L	28 SIGRIST L	0:06	0	0	
11 AELLEN F	16 PORTNER N	21 STEENAERTS G	23 LAUBE L	28 SIGRIST L	30 WILLECKE J	35 LEOPOLD N	0:05	0	0	
8 ZEHNDER M	16 PORTNER N	17 RÖTHLISBERGER S	21 STEENAERTS G	23 LAUBE L	28 SIGRIST L	35 LEOPOLD N	0:05	0	0	
8 ZEHNDER M	16 PORTNER N	18 KÜTTEL D	20 MAROS L	23 LAUBE L	28 SIGRIST L	35 LEOPOLD N	0:05	0	0	
4 RUBIN L	16 PORTNER N	18 KÜTTEL D	21 STEENAERTS G	23 LAUBE L	29 ZEHNDER S	44 BEN ROMDHANE M	0:03	0	0	
8 ZEHNDER M	16 PORTNER N	17 RÖTHLISBERGER S	18 KÜTTEL D	20 MAROS L	23 LAUBE L	28 SIGRIST L	0:02	0	0	

Score development								Time Played	G Diff.
8 ZEHNDER M	16 PORTNER N	20 MAROS L	21 STEENAERTS G	23 LAUBE L	28 SIGRIST L	35 LEOPOLD N	5:01	+5	
4 RUBIN L	11 AELLEN F	16 PORTNER N	21 STEENAERTS G	23 LAUBE L	28 SIGRIST L	35 LEOPOLD N	4:49	+4	
4 RUBIN L	11 AELLEN F	16 PORTNER N	21 STEENAERTS G	23 LAUBE L	35 LEOPOLD N	44 BEN ROMDHANE M	2:51	+3	
11 AELLEN F	16 PORTNER N	20 MAROS L	21 STEENAERTS G	23 LAUBE L	35 LEOPOLD N	44 BEN ROMDHANE M	3:08	+2	
4 RUBIN L	8 ZEHNDER M	18 KÜTTEL D	20 MAROS L	21 STEENAERTS G	23 LAUBE L	28 SIGRIST L	0:15	+1	
4 RUBIN L	8 ZEHNDER M	16 PORTNER N	20 MAROS L	21 STEENAERTS G	23 LAUBE L	28 SIGRIST L	0:32	+1	
4 RUBIN L	11 AELLEN F	17 RÖTHLISBERGER S	21 STEENAERTS G	23 LAUBE L	28 SIGRIST L	35 LEOPOLD N	0:40	+1	
16 PORTNER N	17 RÖTHLISBERGER S	20 MAROS L	21 STEENAERTS G	23 LAUBE L	28 SIGRIST L	35 LEOPOLD N	1:31	+1	
4 RUBIN L	8 ZEHNDER M	16 PORTNER N	21 STEENAERTS G	23 LAUBE L	29 ZEHNDER S	44 BEN ROMDHANE M	2:47	+1	

#### OFFICIAL PARTNERS



#### EHF PARTNERS



#### NATIONAL SUPPLIERS



## Line-Up Analysis

Oslo

Match No: 21

Attendance: 2.026

SUI 35 - 38 SLO

### SUI - Switzerland

Score development								Time Played	G Diff.
8 ZEHNDER M	16 PORTNER N	17 RÖTHLISBERGER S	18 KÜTTEL D	20 MAROS L	23 LAUBE L	28 SIGRIST L	0:02	0	
4 RUBIN L	16 PORTNER N	18 KÜTTEL D	21 STEENAERTS G	23 LAUBE L	29 ZEHNDER S	44 BEN ROMDHANE M	0:03	0	
11 AELLEN F	16 PORTNER N	21 STEENAERTS G	23 LAUBE L	28 SIGRIST L	30 WILLECKE J	35 LEOPOLD N	0:05	0	
8 ZEHNDER M	16 PORTNER N	17 RÖTHLISBERGER S	21 STEENAERTS G	23 LAUBE L	28 SIGRIST L	35 LEOPOLD N	0:05	0	
8 ZEHNDER M	16 PORTNER N	18 KÜTTEL D	20 MAROS L	23 LAUBE L	28 SIGRIST L	35 LEOPOLD N	0:05	0	
11 AELLEN F	16 PORTNER N	17 RÖTHLISBERGER S	18 KÜTTEL D	20 MAROS L	23 LAUBE L	28 SIGRIST L	0:06	0	
4 RUBIN L	16 PORTNER N	18 KÜTTEL D	20 MAROS L	21 STEENAERTS G	23 LAUBE L	28 SIGRIST L	0:08	0	
16 PORTNER N	18 KÜTTEL D	20 MAROS L	21 STEENAERTS G	23 LAUBE L	28 SIGRIST L	35 LEOPOLD N	0:09	0	
4 RUBIN L	11 AELLEN F	16 PORTNER N	23 LAUBE L	29 ZEHNDER S	30 WILLECKE J	44 BEN ROMDHANE M	0:11	0	
8 ZEHNDER M	17 RÖTHLISBERGER S	18 KÜTTEL D	20 MAROS L	23 LAUBE L	28 SIGRIST L	35 LEOPOLD N	0:14	0	
11 AELLEN F	17 RÖTHLISBERGER S	20 MAROS L	21 STEENAERTS G	23 LAUBE L	35 LEOPOLD N	44 BEN ROMDHANE M	0:21	0	
4 RUBIN L	11 AELLEN F	16 PORTNER N	21 STEENAERTS G	23 LAUBE L	28 SIGRIST L	30 WILLECKE J	0:24	0	
4 RUBIN L	11 AELLEN F	21 STEENAERTS G	23 LAUBE L	29 ZEHNDER S	30 WILLECKE J	44 BEN ROMDHANE M	0:30	0	
4 RUBIN L	11 AELLEN F	21 STEENAERTS G	23 LAUBE L	28 SIGRIST L	30 WILLECKE J	35 LEOPOLD N	0:33	0	
4 RUBIN L	11 AELLEN F	18 KÜTTEL D	21 STEENAERTS G	23 LAUBE L	29 ZEHNDER S	44 BEN ROMDHANE M	0:36	0	
4 RUBIN L	17 RÖTHLISBERGER S	21 STEENAERTS G	23 LAUBE L	29 ZEHNDER S	40 SERAVALLI M	44 BEN ROMDHANE M	0:40	0	
11 AELLEN F	20 MAROS L	21 STEENAERTS G	23 LAUBE L	28 SIGRIST L	30 WILLECKE J	35 LEOPOLD N	0:42	0	
4 RUBIN L	16 PORTNER N	17 RÖTHLISBERGER S	21 STEENAERTS G	23 LAUBE L	28 SIGRIST L	35 LEOPOLD N	0:49	0	
16 PORTNER N	17 RÖTHLISBERGER S	18 KÜTTEL D	20 MAROS L	21 STEENAERTS G	23 LAUBE L	28 SIGRIST L	0:59	0	
11 AELLEN F	16 PORTNER N	17 RÖTHLISBERGER S	20 MAROS L	21 STEENAERTS G	23 LAUBE L	35 LEOPOLD N	3:22	0	
4 RUBIN L	11 AELLEN F	16 PORTNER N	17 RÖTHLISBERGER S	21 STEENAERTS G	23 LAUBE L	28 SIGRIST L	5:15	0	
4 RUBIN L	11 AELLEN F	16 PORTNER N	21 STEENAERTS G	23 LAUBE L	29 ZEHNDER S	44 BEN ROMDHANE M	6:12	0	
4 RUBIN L	11 AELLEN F	16 PORTNER N	21 STEENAERTS G	23 LAUBE L	29 ZEHNDER S	30 WILLECKE J	0:13	-1	
11 AELLEN F	16 PORTNER N	20 MAROS L	21 STEENAERTS G	28 SIGRIST L	30 WILLECKE J	35 LEOPOLD N	0:25	-1	
16 PORTNER N	17 RÖTHLISBERGER S	20 MAROS L	21 STEENAERTS G	23 LAUBE L	35 LEOPOLD N	44 BEN ROMDHANE M	0:35	-1	
4 RUBIN L	8 ZEHNDER M	17 RÖTHLISBERGER S	21 STEENAERTS G	23 LAUBE L	29 ZEHNDER S	44 BEN ROMDHANE M	0:35	-1	
4 RUBIN L	16 PORTNER N	17 RÖTHLISBERGER S	21 STEENAERTS G	23 LAUBE L	35 LEOPOLD N	44 BEN ROMDHANE M	0:40	-1	
8 ZEHNDER M	11 AELLEN F	16 PORTNER N	20 MAROS L	21 STEENAERTS G	23 LAUBE L	35 LEOPOLD N	1:12	-1	
4 RUBIN L	16 PORTNER N	17 RÖTHLISBERGER S	21 STEENAERTS G	23 LAUBE L	29 ZEHNDER S	44 BEN ROMDHANE M	0:20	-2	
4 RUBIN L	8 ZEHNDER M	16 PORTNER N	17 RÖTHLISBERGER S	21 STEENAERTS G	23 LAUBE L	29 ZEHNDER S	1:28	-2	
4 RUBIN L	11 AELLEN F	16 PORTNER N	17 RÖTHLISBERGER S	21 STEENAERTS G	23 LAUBE L	35 LEOPOLD N	2:31	-3	
4 RUBIN L	11 AELLEN F	16 PORTNER N	17 RÖTHLISBERGER S	21 STEENAERTS G	23 LAUBE L	29 ZEHNDER S	2:57	-4	
8 ZEHNDER M	16 PORTNER N	17 RÖTHLISBERGER S	20 MAROS L	21 STEENAERTS G	23 LAUBE L	28 SIGRIST L	5:59	-5	

Empty Goal								Time Played	GF	GA
11 AELLEN F	20 MAROS L	21 STEENAERTS G	23 LAUBE L	28 SIGRIST L	30 WILLECKE J	35 LEOPOLD N	0:42	0	0	
4 RUBIN L	11 AELLEN F	17 RÖTHLISBERGER S	21 STEENAERTS G	23 LAUBE L	28 SIGRIST L	35 LEOPOLD N	0:40	1	0	
4 RUBIN L	11 AELLEN F	18 KÜTTEL D	21 STEENAERTS G	23 LAUBE L	29 ZEHNDER S	44 BEN ROMDHANE M	0:36	1	1	
4 RUBIN L	8 ZEHNDER M	17 RÖTHLISBERGER S	21 STEENAERTS G	23 LAUBE L	29 ZEHNDER S	44 BEN ROMDHANE M	0:35	0	1	
4 RUBIN L	11 AELLEN F	21 STEENAERTS G	23 LAUBE L	28 SIGRIST L	30 WILLECKE J	35 LEOPOLD N	0:33	0	0	
4 RUBIN L	11 AELLEN F	21 STEENAERTS G	23 LAUBE L	29 ZEHNDER S	30 WILLECKE J	44 BEN ROMDHANE M	0:30	0	0	
11 AELLEN F	17 RÖTHLISBERGER S	20 MAROS L	21 STEENAERTS G	23 LAUBE L	35 LEOPOLD N	44 BEN ROMDHANE M	0:21	0	0	
4 RUBIN L	8 ZEHNDER M	18 KÜTTEL D	20 MAROS L	21 STEENAERTS G	23 LAUBE L	28 SIGRIST L	0:15	1	0	
8 ZEHNDER M	17 RÖTHLISBERGER S	18 KÜTTEL D	20 MAROS L	23 LAUBE L	28 SIGRIST L	35 LEOPOLD N	0:14	0	0	

OFFICIAL PARTNERS



EHF PARTNERS



NATIONAL SUPPLIERS



## Line-Up Analysis

Oslo

Match No: 21

Attendance: 2.026

### SUI 35 - 38 SLO

SLO - Slovenia

Lineup efficiency								Time Played	GF	GA
1 BAZNIK J	8 JANC B	20 KODRIN T	27 HORZEN K	35 MAKUC D	51 MACKOVSEK B	77 NOVAK D	6:53	4	4	
1 BAZNIK J	8 JANC B	20 KODRIN T	33 ZABIC S	35 MAKUC D	51 MACKOVSEK B	77 NOVAK D	6:34	2	6	
8 JANC B	16 VUJOVIC M	19 JOVICIC SS	24 MAKUC A	27 HORZEN K	30 COKAN T	51 MACKOVSEK B	5:09	2	2	
1 BAZNIK J	8 JANC B	14 TAJNIK D	19 JOVICIC SS	27 HORZEN K	30 COKAN T	51 MACKOVSEK B	3:51	1	3	
8 JANC B	16 VUJOVIC M	19 JOVICIC SS	27 HORZEN K	30 COKAN T	35 MAKUC D	51 MACKOVSEK B	3:32	3	3	
1 BAZNIK J	8 JANC B	14 TAJNIK D	19 JOVICIC SS	24 MAKUC A	27 HORZEN K	30 COKAN T	2:38	2	1	
8 JANC B	16 VUJOVIC M	19 JOVICIC SS	24 MAKUC A	30 COKAN T	33 ZABIC S	51 MACKOVSEK B	2:37	1	2	
1 BAZNIK J	8 JANC B	20 KODRIN T	24 MAKUC A	27 HORZEN K	51 MACKOVSEK B	77 NOVAK D	2:25	2	2	
8 JANC B	16 VUJOVIC M	19 JOVICIC SS	24 MAKUC A	27 HORZEN K	30 COKAN T	35 MAKUC D	2:25	4	0	
1 BAZNIK J	5 HENIGMAN N	19 JOVICIC SS	27 HORZEN K	28 GRMSEK T	30 COKAN T	35 MAKUC D	1:53	1	0	
1 BAZNIK J	8 JANC B	14 TAJNIK D	20 KODRIN T	24 MAKUC A	27 HORZEN K	77 NOVAK D	1:46	0	1	
1 BAZNIK J	8 JANC B	14 TAJNIK D	19 JOVICIC SS	24 MAKUC A	30 COKAN T	33 ZABIC S	1:26	0	0	
1 BAZNIK J	5 HENIGMAN N	19 JOVICIC SS	24 MAKUC A	27 HORZEN K	28 GRMSEK T	77 NOVAK D	1:24	2	1	
1 BAZNIK J	8 JANC B	14 TAJNIK D	20 KODRIN T	27 HORZEN K	35 MAKUC D	77 NOVAK D	1:18	0	0	
1 BAZNIK J	8 JANC B	14 TAJNIK D	20 KODRIN T	33 ZABIC S	51 MACKOVSEK B	77 NOVAK D	1:10	2	2	
5 HENIGMAN N	14 TAJNIK D	19 JOVICIC SS	24 MAKUC A	27 HORZEN K	28 GRMSEK T	30 COKAN T	1:07	0	1	
8 JANC B	16 VUJOVIC M	20 KODRIN T	24 MAKUC A	27 HORZEN K	30 COKAN T	51 MACKOVSEK B	1:06	0	0	
8 JANC B	14 TAJNIK D	16 VUJOVIC M	19 JOVICIC SS	24 MAKUC A	30 COKAN T	35 MAKUC D	1:03	1	0	
1 BAZNIK J	8 JANC B	19 JOVICIC SS	24 MAKUC A	30 COKAN T	33 ZABIC S	51 MACKOVSEK B	0:56	1	2	
1 BAZNIK J	14 TAJNIK D	19 JOVICIC SS	27 HORZEN K	30 COKAN T	35 MAKUC D	51 MACKOVSEK B	0:55	0	1	
8 JANC B	14 TAJNIK D	16 VUJOVIC M	20 KODRIN T	24 MAKUC A	27 HORZEN K	30 COKAN T	0:51	1	0	
8 JANC B	14 TAJNIK D	16 VUJOVIC M	19 JOVICIC SS	24 MAKUC A	27 HORZEN K	30 COKAN T	0:50	2	1	
8 JANC B	20 KODRIN T	27 HORZEN K	33 ZABIC S	35 MAKUC D	51 MACKOVSEK B	77 NOVAK D	0:47	0	0	
8 JANC B	16 VUJOVIC M	20 KODRIN T	24 MAKUC A	27 HORZEN K	51 MACKOVSEK B	77 NOVAK D	0:40	1	1	
16 VUJOVIC M	19 JOVICIC SS	24 MAKUC A	27 HORZEN K	30 COKAN T	35 MAKUC D	51 MACKOVSEK B	0:37	0	0	
8 JANC B	16 VUJOVIC M	19 JOVICIC SS	24 MAKUC A	30 COKAN T	35 MAKUC D	51 MACKOVSEK B	0:36	0	0	
1 BAZNIK J	14 TAJNIK D	19 JOVICIC SS	27 HORZEN K	28 GRMSEK T	30 COKAN T	51 MACKOVSEK B	0:34	0	1	
1 BAZNIK J	14 TAJNIK D	19 JOVICIC SS	27 HORZEN K	28 GRMSEK T	30 COKAN T	35 MAKUC D	0:34	0	0	
14 TAJNIK D	19 JOVICIC SS	27 HORZEN K	28 GRMSEK T	30 COKAN T	35 MAKUC D	51 MACKOVSEK B	0:33	1	0	
8 JANC B	14 TAJNIK D	16 VUJOVIC M	19 JOVICIC SS	24 MAKUC A	30 COKAN T	33 ZABIC S	0:32	2	0	
1 BAZNIK J	5 HENIGMAN N	19 JOVICIC SS	24 MAKUC A	28 GRMSEK T	51 MACKOVSEK B	77 NOVAK D	0:29	0	0	
16 VUJOVIC M	19 JOVICIC SS	24 MAKUC A	27 HORZEN K	30 COKAN T	51 MACKOVSEK B	77 NOVAK D	0:26	1	0	
1 BAZNIK J	5 HENIGMAN N	14 TAJNIK D	19 JOVICIC SS	27 HORZEN K	28 GRMSEK T	30 COKAN T	0:18	0	0	
8 JANC B	16 VUJOVIC M	19 JOVICIC SS	30 COKAN T	35 MAKUC D	51 MACKOVSEK B	77 NOVAK D	0:18	1	0	
8 JANC B	14 TAJNIK D	16 VUJOVIC M	19 JOVICIC SS	30 COKAN T	35 MAKUC D	51 MACKOVSEK B	0:18	0	0	
1 BAZNIK J	8 JANC B	20 KODRIN T	27 HORZEN K	33 ZABIC S	35 MAKUC D	51 MACKOVSEK B	0:15	0	1	
8 JANC B	14 TAJNIK D	20 KODRIN T	27 HORZEN K	33 ZABIC S	51 MACKOVSEK B	77 NOVAK D	0:12	0	0	
5 HENIGMAN N	19 JOVICIC SS	24 MAKUC A	27 HORZEN K	28 GRMSEK T	30 COKAN T	51 MACKOVSEK B	0:12	0	0	
1 BAZNIK J	8 JANC B	14 TAJNIK D	20 KODRIN T	35 MAKUC D	51 MACKOVSEK B	77 NOVAK D	0:10	0	0	
1 BAZNIK J	5 HENIGMAN N	8 JANC B	20 KODRIN T	27 HORZEN K	35 MAKUC D	51 MACKOVSEK B	0:08	0	0	
1 BAZNIK J	8 JANC B	14 TAJNIK D	20 KODRIN T	27 HORZEN K	33 ZABIC S	51 MACKOVSEK B	0:08	0	0	
1 BAZNIK J	5 HENIGMAN N	8 JANC B	20 KODRIN T	24 MAKUC A	27 HORZEN K	77 NOVAK D	0:08	0	0	
5 HENIGMAN N	19 JOVICIC SS	24 MAKUC A	27 HORZEN K	28 GRMSEK T	51 MACKOVSEK B	77 NOVAK D	0:07	0	0	
8 JANC B	19 JOVICIC SS	24 MAKUC A	27 HORZEN K	30 COKAN T	35 MAKUC D	51 MACKOVSEK B	0:07	1	0	
8 JANC B	14 TAJNIK D	16 VUJOVIC M	19 JOVICIC SS	24 MAKUC A	30 COKAN T	51 MACKOVSEK B	0:02	0	0	

Score development								Time Played	G Diff.
8 JANC B	16 VUJOVIC M	19 JOVICIC SS	24 MAKUC A	27 HORZEN K	30 COKAN T	35 MAKUC D	2:25	+4	
8 JANC B	14 TAJNIK D	16 VUJOVIC M	19 JOVICIC SS	24 MAKUC A	30 COKAN T	33 ZABIC S	0:32	+2	
8 JANC B	19 JOVICIC SS	24 MAKUC A	27 HORZEN K	30 COKAN T	35 MAKUC D	51 MACKOVSEK B	0:07	+1	
8 JANC B	16 VUJOVIC M	19 JOVICIC SS	30 COKAN T	35 MAKUC D	51 MACKOVSEK B	77 NOVAK D	0:18	+1	
16 VUJOVIC M	19 JOVICIC SS	24 MAKUC A	27 HORZEN K	30 COKAN T	51 MACKOVSEK B	77 NOVAK D	0:26	+1	
14 TAJNIK D	19 JOVICIC SS	27 HORZEN K	28 GRMSEK T	30 COKAN T	35 MAKUC D	51 MACKOVSEK B	0:33	+1	

OFFICIAL PARTNERS



EHF PARTNERS



NATIONAL SUPPLIERS



## Line-Up Analysis

SUI 35 - 38 SLO

Match No: 21

SLO - Slovenia

Score development							Time Played	G Diff.
8 JANC B	14 TAJNIK D	16 VUJOVIC M	19 JOVICIC SS	24 MAKUC A	27 HORZEN K	30 COKAN T	0:50	+1
8 JANC B	14 TAJNIK D	16 VUJOVIC M	20 KODRIN T	24 MAKUC A	27 HORZEN K	30 COKAN T	0:51	+1
8 JANC B	14 TAJNIK D	16 VUJOVIC M	19 JOVICIC SS	24 MAKUC A	30 COKAN T	35 MAKUC D	1:03	+1
1 BAZNIK J	5 HENIGMAN N	19 JOVICIC SS	24 MAKUC A	27 HORZEN K	28 GRMSEK T	77 NOVAK D	1:24	+1
1 BAZNIK J	5 HENIGMAN N	19 JOVICIC SS	27 HORZEN K	28 GRMSEK T	30 COKAN T	35 MAKUC D	1:53	+1
1 BAZNIK J	8 JANC B	14 TAJNIK D	19 JOVICIC SS	24 MAKUC A	27 HORZEN K	30 COKAN T	2:38	+1
8 JANC B	14 TAJNIK D	16 VUJOVIC M	19 JOVICIC SS	24 MAKUC A	30 COKAN T	51 MACKOVSEK B	0:02	0
5 HENIGMAN N	19 JOVICIC SS	24 MAKUC A	27 HORZEN K	28 GRMSEK T	51 MACKOVSEK B	77 NOVAK D	0:07	0
1 BAZNIK J	5 HENIGMAN N	8 JANC B	20 KODRIN T	27 HORZEN K	35 MAKUC D	51 MACKOVSEK B	0:08	0
1 BAZNIK J	8 JANC B	14 TAJNIK D	20 KODRIN T	27 HORZEN K	33 ZABIC S	51 MACKOVSEK B	0:08	0
1 BAZNIK J	5 HENIGMAN N	8 JANC B	20 KODRIN T	24 MAKUC A	27 HORZEN K	77 NOVAK D	0:08	0
1 BAZNIK J	8 JANC B	14 TAJNIK D	20 KODRIN T	35 MAKUC D	51 MACKOVSEK B	77 NOVAK D	0:10	0
8 JANC B	14 TAJNIK D	20 KODRIN T	27 HORZEN K	33 ZABIC S	51 MACKOVSEK B	77 NOVAK D	0:12	0
5 HENIGMAN N	19 JOVICIC SS	24 MAKUC A	27 HORZEN K	28 GRMSEK T	30 COKAN T	51 MACKOVSEK B	0:12	0
1 BAZNIK J	5 HENIGMAN N	14 TAJNIK D	19 JOVICIC SS	27 HORZEN K	28 GRMSEK T	30 COKAN T	0:18	0
8 JANC B	14 TAJNIK D	16 VUJOVIC M	19 JOVICIC SS	30 COKAN T	35 MAKUC D	51 MACKOVSEK B	0:18	0
1 BAZNIK J	5 HENIGMAN N	19 JOVICIC SS	24 MAKUC A	28 GRMSEK T	51 MACKOVSEK B	77 NOVAK D	0:29	0
1 BAZNIK J	14 TAJNIK D	19 JOVICIC SS	27 HORZEN K	28 GRMSEK T	30 COKAN T	35 MAKUC D	0:34	0
8 JANC B	16 VUJOVIC M	19 JOVICIC SS	24 MAKUC A	30 COKAN T	35 MAKUC D	51 MACKOVSEK B	0:36	0
16 VUJOVIC M	19 JOVICIC SS	24 MAKUC A	27 HORZEN K	30 COKAN T	35 MAKUC D	51 MACKOVSEK B	0:37	0
8 JANC B	16 VUJOVIC M	20 KODRIN T	24 MAKUC A	27 HORZEN K	51 MACKOVSEK B	77 NOVAK D	0:40	0
8 JANC B	20 KODRIN T	27 HORZEN K	33 ZABIC S	35 MAKUC D	51 MACKOVSEK B	77 NOVAK D	0:47	0
8 JANC B	16 VUJOVIC M	20 KODRIN T	24 MAKUC A	27 HORZEN K	30 COKAN T	51 MACKOVSEK B	1:06	0
1 BAZNIK J	8 JANC B	14 TAJNIK D	20 KODRIN T	33 ZABIC S	51 MACKOVSEK B	77 NOVAK D	1:10	0
1 BAZNIK J	8 JANC B	14 TAJNIK D	20 KODRIN T	27 HORZEN K	35 MAKUC D	77 NOVAK D	1:18	0
1 BAZNIK J	8 JANC B	14 TAJNIK D	19 JOVICIC SS	24 MAKUC A	30 COKAN T	33 ZABIC S	1:26	0
1 BAZNIK J	8 JANC B	20 KODRIN T	24 MAKUC A	27 HORZEN K	51 MACKOVSEK B	77 NOVAK D	2:25	0
8 JANC B	16 VUJOVIC M	19 JOVICIC SS	27 HORZEN K	30 COKAN T	35 MAKUC D	51 MACKOVSEK B	3:32	0
8 JANC B	16 VUJOVIC M	19 JOVICIC SS	24 MAKUC A	27 HORZEN K	30 COKAN T	51 MACKOVSEK B	5:09	0
1 BAZNIK J	8 JANC B	20 KODRIN T	27 HORZEN K	35 MAKUC D	51 MACKOVSEK B	77 NOVAK D	6:53	0
1 BAZNIK J	8 JANC B	20 KODRIN T	27 HORZEN K	33 ZABIC S	35 MAKUC D	51 MACKOVSEK B	0:15	-1
1 BAZNIK J	14 TAJNIK D	19 JOVICIC SS	27 HORZEN K	28 GRMSEK T	30 COKAN T	51 MACKOVSEK B	0:34	-1
1 BAZNIK J	14 TAJNIK D	19 JOVICIC SS	27 HORZEN K	30 COKAN T	35 MAKUC D	51 MACKOVSEK B	0:55	-1
1 BAZNIK J	8 JANC B	19 JOVICIC SS	24 MAKUC A	30 COKAN T	33 ZABIC S	51 MACKOVSEK B	0:56	-1
5 HENIGMAN N	14 TAJNIK D	19 JOVICIC SS	24 MAKUC A	27 HORZEN K	28 GRMSEK T	30 COKAN T	1:07	-1
1 BAZNIK J	8 JANC B	14 TAJNIK D	20 KODRIN T	24 MAKUC A	27 HORZEN K	77 NOVAK D	1:46	-1
8 JANC B	16 VUJOVIC M	19 JOVICIC SS	24 MAKUC A	30 COKAN T	33 ZABIC S	51 MACKOVSEK B	2:37	-1
1 BAZNIK J	8 JANC B	14 TAJNIK D	19 JOVICIC SS	27 HORZEN K	30 COKAN T	51 MACKOVSEK B	3:51	-2
1 BAZNIK J	8 JANC B	20 KODRIN T	33 ZABIC S	35 MAKUC D	51 MACKOVSEK B	77 NOVAK D	6:34	-4

Empty Goal							Time Played	GF	GA
5 HENIGMAN N	14 TAJNIK D	19 JOVICIC SS	24 MAKUC A	27 HORZEN K	28 GRMSEK T	30 COKAN T	1:07	0	1
8 JANC B	20 KODRIN T	27 HORZEN K	33 ZABIC S	35 MAKUC D	51 MACKOVSEK B	77 NOVAK D	0:47	0	0
14 TAJNIK D	19 JOVICIC SS	27 HORZEN K	28 GRMSEK T	30 COKAN T	35 MAKUC D	51 MACKOVSEK B	0:33	1	0
8 JANC B	14 TAJNIK D	20 KODRIN T	27 HORZEN K	33 ZABIC S	51 MACKOVSEK B	77 NOVAK D	0:12	0	0
5 HENIGMAN N	19 JOVICIC SS	24 MAKUC A	27 HORZEN K	28 GRMSEK T	30 COKAN T	51 MACKOVSEK B	0:12	0	0
5 HENIGMAN N	19 JOVICIC SS	24 MAKUC A	27 HORZEN K	28 GRMSEK T	51 MACKOVSEK B	77 NOVAK D	0:07	0	0
8 JANC B	19 JOVICIC SS	24 MAKUC A	27 HORZEN K	30 COKAN T	35 MAKUC D	51 MACKOVSEK B	0:07	1	0

Legend:  
G Diff. Goals Difference

OFFICIAL PARTNERS



EHF PARTNERS



NATIONAL SUPPLIERS

