

Start List

Match No: 13

FRA - POL

Referees: HANSEN Line Hesselald (DEN) / JENSEN Josefine Kusk (DEN)
Reserve: MERISI Gianna Stella (ITA) / PEPE Andrea Alejandra (ITA)

EHF Supervisor: DIMKOVA Rositzta (BUL)
EHF Observer: KONOPLIASTYI Viktor (UKR)
Timekeeper: LUTZ Ralph
Scorekeeper: TRABER Christian

FRA - France

No.	Name	Pos.	Height m	Int. Matches		Competition Statistics								
				MP	G	MP	G	7mG	YC	2Min	RC	S	7mS	
1	GLAUSER Laura	GK	1.78	135	2									
99	SAKO Hatadou	GK	1.73	30	0									
4	COATANEA Pauline	RW	1.65	74	129									
5	MAIROT Clarisse	LB	1.70	4	3									
6	VALENTINI Chloé	LW	1.65	100	293									
8	LASSOURCE Coralie	LW	1.70	104	174									
10	ZAADI DEUNA Grace	CB	1.71	193	375									
20	FLIPPES Laura	RB	1.71	143	283									
21	KANOR Orlane	LB	1.78	102	228									
22	HORACEK Tamara	CB	1.78	97	193									
26	FOPPA Pauletta	P	1.77	98	252									
27	NZE MINKO Estelle	LB	1.71	200	491									
29	ONDONO Onacia	P	1.80	36	33									
31	GRANIER Lucie	RW	1.67	56	109									
32	BOUKTIT Sarah	P	1.82	34	56									
34	GRANDVEAU Léna	CB	1.71	36	51									
(NN)	ANDRE Floriane	GK	1.85	16	2									
(NN)	LASSOURCE Déborah	RB	1.72	38	33									
(NN)	TOUBLANC Alicia	RW	1.69	61	170									
Headcoach	GARDILLOU Sebastien		Bench/Team											

FRA Played		
PR	POL	28 NOV
PR	ESP	30 NOV
PR	POR	2 DEC

POL - Poland

No.	Name	Pos.	Height m	Int. Matches		Competition Statistics								
				MP	G	MP	G	7mG	YC	2Min	RC	S	7mS	
16	PLACZEK Adrianna	GK	1.74	102	1									
21	ZIMA Barbara	GK	1.89	45	9									
4	OLEK Aleksandra	P	1.78	18	33									
8	KOBYLINSKA Monika	RB	1.77	114	403									
13	MATUSZCZYK Sylwia	P	1.72	60	102									
17	GÓRNA Adrianna	RW	1.71	65	68									
22	ROSIK Aleksandra	LB	1.82	70	156									
27	DRAZYK Magdalena	CB	1.69	4	9									
31	BALSAM Magda	RW	1.72	52	167									
34	URBANSKA Marlena	P	1.86	22	19									
39	NOSEK Natalia Agnieszka	RB	1.80	52	84									
40	MICHALAK Daria	LW	1.71	56	88									
49	KOCHANIAK-SALA Karolina	CB	1.75	43	95									
78	USCINOWICZ Paulina	LB	1.83	22	26									
88	ZYCH Aleksandra	RB	1.82	84	108									
96	NOCUN Dagmara	LW	1.66	60	102									
(NN)	TOMCZYK Aleksandra	CB	1.73	26	27									
(NN)	WDOWIAK Paulina	GK	1.75	8	0									
Headcoach	SENSTAD Arne (NOR)		Bench/Team											

POL Played		
PR	FRA	28 NOV
PR	POR	30 NOV
PR	ESP	2 DEC

Notes:
Players below the bold line are not playing in this match.

Legend:			
(NN)	Not nominated	2Min	2-Minute Suspensions
CB	Centre Back	G	Goals
LW	Left Wing	MP	Matches Played
PR	Preliminary Round	RB	Right Back
RW	Right Wing	S	Saves
7mG	7-metre Goals	GK	Goalkeeper
P	Line Player	LB	Left Back
RC	Red Cards (Direct and after 3rd 2-Minute Suspension)	Pos	Position
YC	Yellow Cards		

Results

Match No: 13

FRA 35 - 22 POL

(18 - 10) (17 - 12)

Referees: HANSEN Line Hesselald (DEN) / JENSEN Josefine Kusk (DEN)

France

Coach: GARDILLOU Sebastien

Time outs: 1

No.	Name	Total		Goals / Shots							Punishments			TP		
		G/S	%	7m	6m	Wing	BT	FB	FTO	9m	EG	YC	RC		2M	
1	GLAUSER Laura															30:00
4	COATANEA Pauline	5/5	100			2/2		3/3								25:29
5	MAIROT Clarisse	2/2	100				1/1			1/1						7:31
6	VALENTINI Chloé	4/5	80					3/3								32:30
8	LASSOURCE Coralie	3/3	100			1/1		2/2								27:30
10	ZAADI DEUNA Grace	4/5	80	2/2						1/2	1/1	1				29:32
20	FLIPPES Laura	1/2	50		0/1			1/1								39:11
21	KANOR Oriane	3/4	75		1/1					2/3						28:54
22	HORACEK Tamara	2/3	67	2/2	0/1											29:42
26	FOPPA Pauletta	3/6	50		2/4			1/2								30:02
27	NZE MINKO Estelle	4/4	100		1/1		2/2	1/1								23:35
29	ONDONO Onacia	2/2	100		2/2							1				21:41
31	GRANIER Lucie	2/4	50		0/1	0/1		2/2								34:31
32	BOUKTIT Sarah															10:51
34	GRANDVEAU Léna															17:44
99	SAKO Hatadou															29:17
Totals		35/45	78	4/4	6/11	4/6	5/6	11/11		4/6	1/1	1	1	1		60:00

No.	Name	Total		Saves / Shots							
		S/S	%	7m	6m	Wing	BT	FB	FTO	9m	
1	GLAUSER Laura	8/18	44	0/2	2/4	0/1	0/1			6/10	
99	SAKO Hatadou	9/21	43	0/1	2/5	2/5	1/1			4/9	
Totals		17/39	44	0/3	4/9	2/6	1/2			10/19	

Poland

Coach: SENSTAD Arne

Time outs: 3

No.	Name	Total		Goals / Shots							Punishments			TP		
		G/S	%	7m	6m	Wing	BT	FB	FTO	9m	EG	YC	RC		2M	
4	OLEK Aleksandra															17:42
8	KOBYLINSKA Monika	2/6	33							2/6						37:36
13	MATUSZCZYK Sylwia	2/2	100		2/2											16:02
16	PLACZEK Adrianna															24:17
17	GORNA Adrianna	0/2	0		0/1	0/1						1				25:05
21	ZIMA Barbara															31:38
22	ROSIAK Aleksandra	2/7	29				1/1	1/1		0/5						23:03
27	DRAZYK Magdalena	3/6	50	3/3	0/2					0/1		1				19:40
31	BALSAM Magda	1/2	50			1/2						1				32:51
34	URBANSKA Marlena	2/2	100		2/2											25:33
39	NOSEK Natalia Agnieszka	3/5	60							3/5						24:36
40	MICHALAK Daria	1/1	100				1/1					1				33:12
49	KOCHANIAK-SALA Karolina	0/3	0		0/1			0/1		0/1						35:01
78	USCINOWICZ Paulina	4/5	80							4/5		1				33:42
88	ZYCH Aleksandra	1/1	100		1/1											7:05
96	NOCUN Dagmara	1/2	50			1/2										24:57
Totals		22/44	50	3/3	5/9	4/7	1/2			9/23		1	4			60:00

No.	Name	Total		Saves / Shots							
		S/S	%	7m	6m	Wing	BT	FB	FTO	9m	
16	PLACZEK Adrianna	3/17	18	0/2	2/3	0/2	1/3	0/5		0/2	
21	ZIMA Barbara	3/23	13	0/2	2/7	0/2	0/3	0/6		1/3	
EG		1									
Totals		6/41	15	0/4	4/10	0/4	1/6	0/11		1/5	

Attacks

Team	All		Player Majority		Player Minority		Position Attacks		FB		Ind. FB		Team FB		TO	TO %
	G/Att.	%	G/Att.	%	G/Att.	%	G/Att.	%	G/Att.	%	G/Att.	%	G/Att.	%		
FRA	35/59	59	6/6	100	1/2	50	23/45	51	11/13	85	1/1	100	10/12	83	16	27
POL	22/58	38	0/2	0	2/5	40	22/57	39	0/1	0			0/1	0	16	28

RUNNING SCORE

FRA - POL	
1st Half	
0 (1') 1	KOBYLINSKA M
1 (2') 1	NZE MINKO E
2 (2') 1	VALENTINI C
3 (3') 1	GRANIER L
4 (4') 1	NZE MINKO E
4 (4') 2	MATUSZCZYK S
5 (4') 2	VALENTINI C
5 (5') 3	MATUSZCZYK S
6 (5') 3	HORACEK T
7 (7') 3	NZE MINKO E
8 (8') 3	NZE MINKO E
9 (9') 3	VALENTINI C
9 (9') 4	ROSIAK A
10 (10') 4	FOPPA P
11 (12') 4	FOPPA P
11 (13') 5	DRAZYK M
12 (13') 5	KANOR O
13 (15') 5	FOPPA P
13 (15') 6	ROSIAK A
14 (21') 6	ONDONO O
14 (21') 7	USCINOWICZ P
14 (22') 8	USCINOWICZ P
15 (23') 8	COATANEA P
16 (25') 8	ONDONO O
16 (25') 9	DRAZYK M
16 (27') 10	NOSEK N
17 (29') 10	KANOR O
18 (30') 10	LASSOURCE C

2nd Half	
19 (32') 10	COATANEA P
20 (34') 10	COATANEA P
21 (35') 10	FLIPPES L
21 (36') 11	BALSAM M
22 (36') 11	COATANEA P
22 (37') 12	MICHALAK D
23 (38') 12	HORACEK T
23 (39') 13	KOBYLINSKA M
24 (39') 13	COATANEA P
24 (42') 14	URBANSKA M
25 (44') 14	ZAADI DEUNA G
25 (45') 15	DRAZYK M
25 (47') 16	ZYCH A
26 (47') 16	VALENTINI C
27 (49') 16	ZAADI DEUNA G
27 (49') 17	URBANSKA M
28 (49') 17	ZAADI DEUNA G
29 (51') 17	KANOR O
30 (53') 17	GRANIER L
30 (53') 18	NOCUN D
30 (55') 19	USCINOWICZ P
31 (55') 19	MAIROT C
32 (58') 19	LASSOURCE C
32 (58') 20	NOSEK N
33 (59') 20	LASSOURCE C
33 (59') 21	USCINOWICZ P
34 (60') 21	MAIROT C
34 (60') 22	NOSEK N
35 (60') 22	ZAADI DEUNA G

Legend:											
%	Efficiency	2M	2-Minute Suspensions	7m	7-metre Penalty Shots	9m	9-metre Shots				
BT	Breakthroughs	EG	Empty Goal	FTO	Fast Throw off	G/Att.	Goals/Attacks				
G/S	Goals/Shots	Ind.	Individual	RC	Red Cards (Direct and after Third 2-Minute Suspension)						
S/S	Saves/Shots	TO	Turnover	Wing	Wing Shots	YC	Yellow Cards				

Match Team Statistics
Match No: 13

Basel

FRA 35 - 22 POL
(18 - 10) (17 - 12)

Referees: HANSEN Line Hesselald (DEN) / JENSEN Josefine Kusk (DEN)

FRA - France

Coach: GARDILLOU Sebastien

Time outs: 1

No.	Name	Total		All Goals / Shots									Punishments				Offence			Defence			TP	
		G/S	%	7m	7m%	6m	Wing	BT	FB	FTO	9m	EG	YC	RC	2M	2+2	AS	R7	TO/TF	ST	BS	P7		
1	GLAUSER Laura																							30:00
4	COATANEPA Pauline	5/5	100				2/2		3/3								1	1						25:29
5	MAIROT Clarisse	2/2	100					1/1			1/1								/ 1					7:31
6	VALENTINI Chloé	4/5	80				1/2		3/3							1	1							32:30
8	LASSOURCE Coralie	3/3	100				1/1		2/2										/ 1					27:30
10	ZAADI DEUNA Grace	4/5	80	2/2	100						1/2	1/1	1			4		1 / 2				1		29:32
20	FLIPPES Laura	1/2	50			0/1			1/1							5		4 / 1		1				39:11
21	KANOR Orlane	3/4	75			1/1					2/3					3		1					1	28:54
22	HORACEK Tamara	2/3	67	2/2	100	0/1										2					1		1	29:42
26	FOPPA Pauletta	3/6	50			2/4			1/2							2	2			2	1			30:02
27	NZE MINKO Estelle	4/4	100			1/1			2/2	1/1						2		/ 1		1				23:35
29	ONDONO Onacia	2/2	100			2/2										1								21:41
31	GRANIER Lucie	2/4	50			0/1	0/1		2/2															34:31
32	BOUKTIT Sarah																					1		10:51
34	GRANDVEAU Léna																						/ 2	17:44
99	SAKO Hatadou																							29:17
Totals		35/45	78	4/4	100	6/11	4/6	5/6	11/11		4/6	1/1	1		1	25	4	7 / 9		7	1	3		

No.	Name	Total		All Saves / Shots										
		S/S	%	7m	7m%	6m	Wing	BT	FB	FTO	9m	9m%	NS	NS%
1	GLAUSER Laura	8/18	44	0/2	0	2/4	0/1	0/1			6/10	60	2/6	33
99	SAKO Hatadou	9/21	43	0/1	0	2/5	2/5	1/1			4/9	44	5/11	45
Totals		17/39	44	0/3	0	4/9	2/6	1/2			10/19	53	7/17	41

Attacks

Team	All		Player Majority		Player Minority		Position Attacks		FB		Ind. FB		Team FB		TO	TO %
	G/Att.	%	G/Att.	%	G/Att.	%	G/Att.	%	G/Att.	%	G/Att.	%	G/Att.	%		
FRA	35/59	59	6/6	100	1/2	50	23/45	51	11/13	85	1/1	100	10/12	83	16	27

Team Shots

	Goals	Saves	Missed	Post	Blocked	Total	G/S %	Prop %
6m Shots	6	4		1		11	55	24
Wing Shots	4			2		6	67	13
L R	2 2			1 1		3 3	67 67	7 7
9m Shots	4	1		1		6	67	13
L C R	2 2	1		1		2 4	100 50	4 9 0
7m Penalty Throws	4					4	100	9
Fast Breaks	11					11	100	24
Breakthroughs	5	1				6	83	13
Fast Throw Offs								0
Empty Goals	1					1	100	2
Totals	35	6		4		45	78	100

Legend:			
%	Efficiency	2M	2-Minute Suspensions
9m	9-metre Shots	2+2	2+2 Minute Suspensions
EG	Empty Goal	AS	Assists
Ind.	Individual	BS	Blocked Shots
R7	Received 7-metre Fouls	FB	Fast Breaks
ST	Steals	FTO	Fast Throw off
		NS	Near Shots
		P7	Penalty 7-metre Fouls
		RC	Red Cards (Direct and after 3rd 2-Minute Suspension)
		TO/TF	Turnover/Technical Faults
		TP	Time Played
		6m	6-metre Shots
		BT	Breakthroughs
		G/Att.	Goals/Attacks
		P7	Penalty 7-metre Fouls
		Wing	Wing Shots
		7m	7-metre Penalty Shots
		C	Center
		G/S	Goals/Shots
		Prop %	Proportion of Shots
		S/S	Saves/Shots
		YC	Yellow Cards

Match Team Statistics
Match No: 13

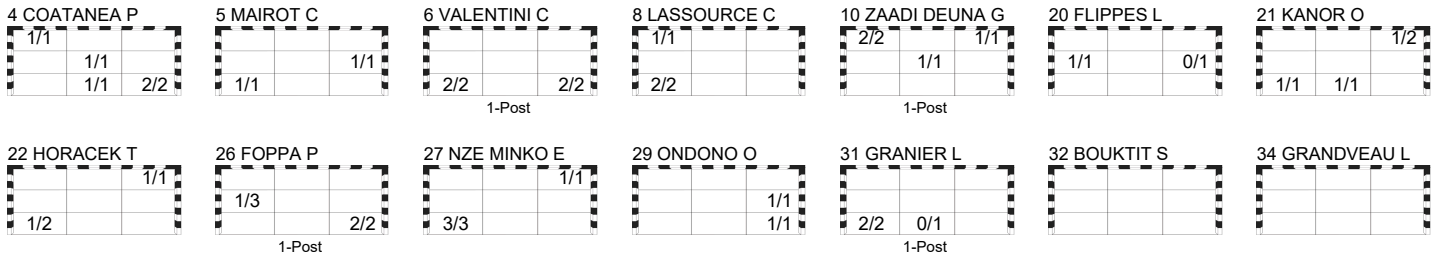
Basel

FRA 35 - 22 POL
(18 - 10) (17 - 12)

Referees: HANSEN Line Hesselald (DEN) / JENSEN Josefine Kusk (DEN)

FRA - France

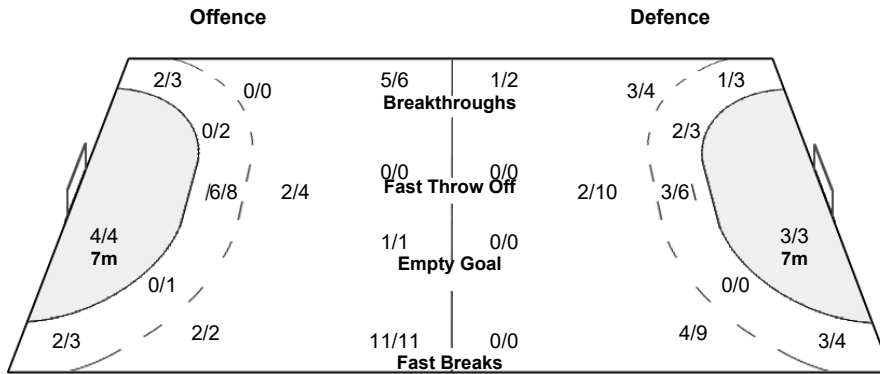
Overview of Shot Distribution



Team Goals / Shots

4/4	4/5
2/4	2/3
12/13	7/7

4-Post



Goalkeepers Saves / Shots

3/7	0/2	0/4
2/5	1/2	5/7
4/7	0/1	2/4

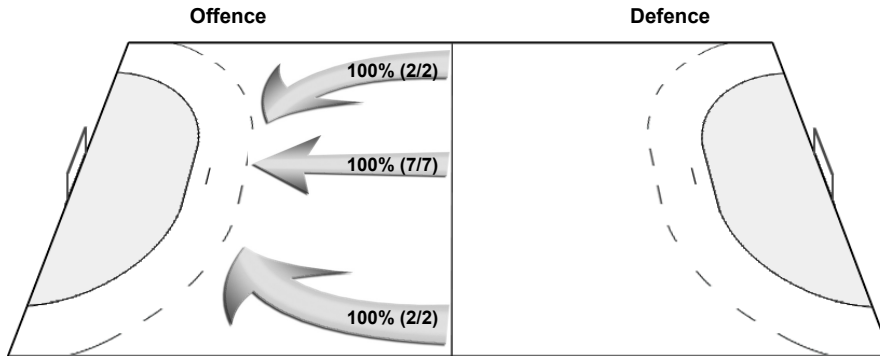
1 GLAUSER L

1/3	0/2	2/4
2/3	0/1	2/2

99 SAKO H

2/4	0/4
1/2	1/2
2/4	0/2

Shot Distribution Fast Breaks



Match Team Statistics
Match No: 13

Basel

FRA 35 - 22 POL
(18 - 10) (17 - 12)

Referees: HANSEN Line Hesselald (DEN) / JENSEN Josefine Kusk (DEN)

POL - Poland

Coach: SENSTAD Arne (NOR)

Time outs: 3

No.	Name	Total		All Goals / Shots								Punishments				Offence			Defence			TP			
		G/S	%	7m	7m%	6m	Wing	BT	FB	FTO	9m	EG	YC	RC	2M	2+2	AS	R7	TO/TF	ST	BS		P7		
4	OLEK Aleksandra																1	1						17:42	
8	KOBYLINSKA Monika	2/6	33								2/6							2	1					1	37:36
13	MATUSZCZYK Sylwia	2/2	100			2/2												1	1						16:02
16	PLACZEK Adrianna																								24:17
17	GORNA Adrianna	0/2	0			0/1	0/1								1					/ 1				1	25:05
21	ZIMA Barbara																								31:38
22	ROSIK Aleksandra	2/7	29				1/1	1/1			0/5									2					23:03
27	DRAZYK Magdalena	3/6	50	3/3	100	0/2					0/1						1			2					19:40
31	BALSAM Magda	1/2	50				1/2									1									32:51
34	URBANSKA Marlena	2/2	100			2/2														/ 1					25:33
39	NOSEK Natalia Agnieszka	3/5	60								3/5									3	1				24:36
40	MICHALAK Daria	1/1	100				1/1								1				1 / 1					1	33:12
49	KOCHANIAK-SALA Karolina	0/3	0			0/1			0/1		0/1							1		/ 2				1	35:01
78	USCINOWICZ Paulina	4/5	80								4/5				1				1	4 / 1					33:42
88	ZYCH Aleksandra	1/1	100			1/1														1					7:05
96	NOCUN Dagmara	1/2	50				1/2																		24:57
Totals		22/44	50	3/3	100	5/9	4/7	1/2			9/23				1		4		10	3	10 / 6				4

No.	Name	Total		All Saves / Shots										
		S/S	%	7m	7m%	6m	Wing	BT	FB	FTO	9m	9m%	NS	NS%
16	PLACZEK Adrianna	3/17	18	0/2	0	2/3	0/2	1/3	0/5		0/2	0	3/8	38
21	ZIMA Barbara	3/23	13	0/2	0	2/7	0/2	0/3	0/6		1/3	33	2/12	17
EG		1												
Totals		6/41	15	0/4	0	4/10	0/4	1/6	0/11		1/5	20	5/20	25

Attacks

Team	All		Player Majority		Player Minority		Position Attacks		FB		Ind. FB		Team FB		TO	TO %
	G/Att.	%	G/Att.	%	G/Att.	%	G/Att.	%	G/Att.	%	G/Att.	%	G/Att.	%		
POL	22/58	38	0/2	0	2/5	40	22/57	39	0/1	0			0/1	0	16	28

Team Shots

	Goals	Saves	Missed	Post	Blocked	Total	G/S %	Prop %
6m Shots	5	4				9	56	20
Wing Shots	4	2		1		7	57	16
L R	3 1		2	1		4 3	75 33	9 7
9m Shots	9	10	2	1	1	23	39	52
L C R	4 2 3	2 7 1	2	1	1	9 10 4	44 20 75	20 23 9
7m Penalty Throws	3					3	100	7
Fast Breaks								0
Breakthroughs	1	1				2	50	5
Fast Throw Offs								0
Empty Goals								0
Totals	22	17	2	2	1	44	50	100

Legend:									
%	Efficiency	2M	2-Minute Suspensions	2+2	2+2 Minute Suspensions	6m	6-metre Shots	7m	7-metre Penalty Shots
9m	9-metre Shots	AS	Assists	BS	Blocked Shots	BT	Breakthroughs	C	Center
EG	Empty Goal	FB	Fast Breaks	FTO	Fast Throw off	G/Att.	Goals/Attacks	G/S	Goals/Shots
Ind.	Individual	L	Left	NS	Near Shots	P7	Penalty 7-metre Fouls	Prop %	Proportion of Shots
R7	Received 7-metre Fouls	R	Right	RC	Red Cards (Direct and after 3rd 2-Minute Suspension)	S/S	Saves/Shots	ST	Steals
ST	Steals	TO/TF	Turnover/Technical Faults	TP	Time Played	Wing	Wing Shots	YC	Yellow Cards

Match Team Statistics
Match No: 13

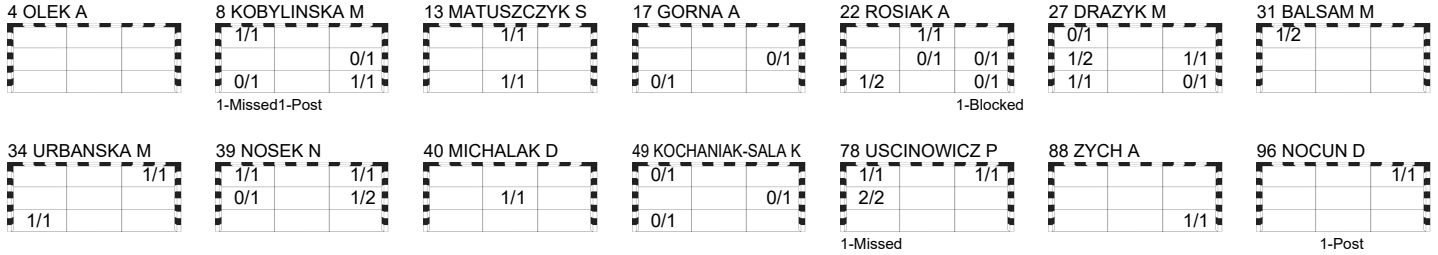
Basel

FRA 35 - 22 POL
(18 - 10) (17 - 12)

Referees: HANSEN Line Hesselald (DEN) / JENSEN Josefine Kusk (DEN)

POL - Poland

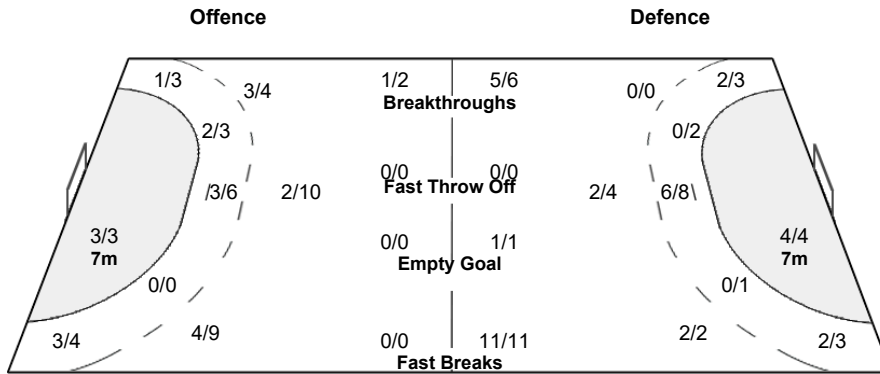
Overview of Shot Distribution



Team Goals / Shots

4/7	2/2	4/4
3/5	1/2	2/7
3/7	1/1	2/4

2-Missed 2-Post 1-Blocked



Goalkeepers Saves / Shots

0/4	1/5
2/4	1/3
1/13	0/7

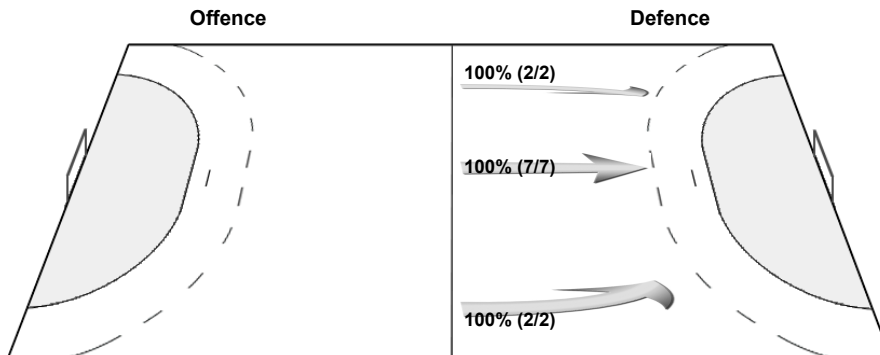
16 PLACZEK A

0/1	0/3
2/2	0/1
0/7	1/1

21 ZIMA B

0/3	1/2
0/2	1/2
1/6	0/6

Shot Distribution Fast Breaks



Play by Play

Match No: 13

FRA 35 - 22 POL

(18 - 10) (17 - 12)

Referees: HANSEN Line Hesselald (DEN) / JENSEN Josefine Kusk (DEN)

FRA 1 GLAUSER Laura 6 VALENTINI Chloé 20 FLIPPES Laura 26 FOPPA Pauletta 31 GRANIER Lucie 99 SAKO Hatadou	4 COATANEA Pauline 8 LASSOURCE Coralie 21 KANOR Orlane 27 NZE MINKO Estelle 32 BOUKTIT Sarah	5 MAIROT Clarisse 10 ZAADI DEUNA Grace 22 HORACEK Tamara 29 ONDONO Onacia 34 GRANDVEAU Léna	A GARDILLOU Sebastien B BURGUIN David C CONORT Cindy D KAMM Julien
POL 4 OLEK Aleksandra 16 PLACZEK Adrianna 22 ROSIAK Aleksandra 34 URBANSKA Marlena 49 KOCHANIAK-SALA Karolina 96 NOCUN Dagmara	8 KOBYLINSKA Monika 17 GORNA Adrianna 27 DRAZYK Magdalena 39 NOSEK Natalia Agnieszka 78 USCINOWICZ Paulina	13 MATUSZCZYK Sylwia 21 ZIMA Barbara 31 BALSAM Magda 40 MICHALAK Daria 88 ZYCH Aleksandra	A STRUZIK Adrian B SENSTAD Arne C BLASZKIEWICZ Tomasz D BARTKOWIAK Michal

1st HALF

Match Time	FRA - France	Score	Lead	POL - Poland
0:00	1 GLAUSER L Goalkeeper			16 PLACZEK A Goalkeeper
0:55		0 - 1	-1	8 KOBYLINSKA M Goal right 9m top left, 83.37 km/h
1:05	27 NZE MINKO E Goal breakthrough bottom left, 71.01 km/h	1 - 1	0	
1:34				78 USCINOWICZ P Turnover
1:41	6 VALENTINI C Goal fast break bottom left, 75.88 km/h	2 - 1	+1	
2:08	26 FOPPA P Steal			78 USCINOWICZ P Turnover
2:20	31 GRANIER L Goal fast break bottom left (27 NZE MINKO E)	3 - 1	+2	
2:44	20 FLIPPES L Steal			78 USCINOWICZ P Turnover
3:05	27 NZE MINKO E Goal centre 6m top right (20 FLIPPES L)	4 - 1	+3	
3:29		4 - 2	+2	13 MATUSZCZYK S Goal centre 6m bottom centre, 42.14 km/h
3:40	6 VALENTINI C Goal fast break bottom left (22 HORACEK T), 60.16 km/h	5 - 2	+3	
4:11		5 - 3	+2	13 MATUSZCZYK S Goal right 6m top centre
4:25	26 FOPPA P 7m received			8 KOBYLINSKA M 7m caused
4:32				21 ZIMA B for 16 PLACZEK A Goalkeeper Substitution
4:32	22 HORACEK T Goal Penalty shot top right (26 FOPPA P), 62.55 km/h	6 - 3	+3	
4:49				16 PLACZEK A for 21 ZIMA B Goalkeeper Substitution
5:28				49 KOCHANIAK-SALA K Shot centre 9m saved middle right
5:41	1 GLAUSER L Turnover Fastbreak			
6:04				78 USCINOWICZ P Shot left 9m missed
6:14	27 NZE MINKO E Goal breakthrough bottom left, 60.22 km/h	7 - 3	+4	
6:54				Team timeout
6:54				21 ZIMA B for 16 PLACZEK A Goalkeeper Substitution
7:10	27 NZE MINKO E Steal			22 ROSIAK A Turnover
7:20	27 NZE MINKO E Goal individual fast break bottom left, 41.85 km/h	8 - 3	+5	
7:51				27 DRAZYK M Shot centre 6m saved bottom right
8:02	6 VALENTINI C Goal fast break bottom right (1 GLAUSER L)	9 - 3	+6	
8:24		9 - 4	+5	22 ROSIAK A Goal breakthrough bottom left, 68.22 km/h
8:34	20 FLIPPES L Turnover			
9:09	26 FOPPA P Block			22 ROSIAK A Shot left 9m blocked
9:51	6 VALENTINI C Shot left wing post			
9:51	26 FOPPA P Goal centre 6m bottom right, 79.75 km/h	10 - 4	+6	
10:21				8 KOBYLINSKA M Shot left 9m saved bottom left
10:58	21 KANOR O Turnover			
11:09				96 NOCUN D Shot left wing post
11:24	26 FOPPA P Goal breakthrough middle left, 89.04 km/h	11 - 4	+7	
12:00	21 KANOR O 7m caused			4 OLEK A 7m received
12:14		11 - 5	+6	27 DRAZYK M Goal Penalty shot middle left (4 OLEK A), 85.11 km/h
12:41	21 KANOR O Goal centre 9m bottom left (20 FLIPPES L), 84.39 km/h	12 - 5	+7	
13:05				22 ROSIAK A Shot left 9m saved bottom right
13:17				27 DRAZYK M Warning (yellow card)
14:02	26 FOPPA P Goal centre 6m bottom right (21 KANOR O), 73.84 km/h	13 - 5	+8	

Play by Play
Match No: 13

FRA 35 - 22 POL
 (18 - 10) (17 - 12)

1st HALF

Match Time	FRA - France	Score	Lead	POL - Poland
14:30	22 HORACEK T Shot left 6m saved bottom left			
14:38	20 FLIPPES L Turnover			
14:59		13 - 6	+7	22 ROSIAK A Goal left wing top centre
15:03	20 FLIPPES L Turnover			
15:39	10 ZAADI DEUNA G Warning (yellow card)			
15:59				17 GORNA A Technical Fault
16:35	10 ZAADI DEUNA G Technical Fault			
17:04				27 DRAZYK M Shot centre 9m saved top left
17:17	20 FLIPPES L Shot right 6m saved middle right			
18:07				34 URBANSKA M Technical Fault
18:14	10 ZAADI DEUNA G Technical Fault			
19:13				17 GORNA A Shot right 6m saved bottom left
20:01	29 ONDONO O Goal centre 6m bottom right (10 ZAADI DEUNA G), 74.45 km/h	14 - 6	+8	
20:31		14 - 7	+7	78 USCINOWICZ P Goal left 9m middle left, 97.27 km/h
20:40	10 ZAADI DEUNA G Turnover			
21:25		14 - 8	+6	78 USCINOWICZ P Goal left 9m top left (39 NOSEK N), 89.35 km/h
21:58	21 KANOR O Shot centre 9m saved top right			
22:11				40 MICHALAK D Turnover Fastbreak
22:30	34 GRANDVEAU L Technical Fault			
22:43				49 KOCHANIAK-SALA K Technical Fault
22:49	4 COATANEA P Goal fast break top left (1 GLAUSER L), 78.97 km/h	15 - 8	+7	
23:20				39 NOSEK N Shot centre 9m saved middle left
24:00	29 ONDONO O Goal centre 6m middle right (22 HORACEK T), 45.43 km/h	16 - 8	+8	
24:39	22 HORACEK T 7m caused			13 MATUSZCZYK S 7m received
24:52		16 - 9	+7	27 DRAZYK M Goal Penalty shot middle right (13 MATUSZCZYK S), 85.68 km/h
25:22	34 GRANDVEAU L Technical Fault			
25:50				40 MICHALAK D Technical Fault
25:52	Team timeout			
26:25	10 ZAADI DEUNA G Shot centre 9m post			
26:54		16 - 10	+6	39 NOSEK N Goal left 9m middle right, 89.43 km/h
27:52				78 USCINOWICZ P 2-minutes suspension
28:07	21 KANOR O Goal centre 6m bottom centre (10 ZAADI DEUNA G), 83.18 km/h	17 - 10	+7	
28:14				22 ROSIAK A for 21 ZIMA B Empty goal
28:49				21 ZIMA B for 17 GORNA A Goalkeeper back
28:52				22 ROSIAK A Shot centre 9m saved middle right
29:09	8 LASSOURCE C Goal left wing bottom left (21 KANOR O), 69.44 km/h	18 - 10	+8	
29:25				17 GORNA A for 21 ZIMA B Empty goal
29:55				21 ZIMA B for 17 GORNA A Goalkeeper back

2nd HALF

Match Time	FRA - France	Score	Lead	POL - Poland
30:00	99 SAKO H Goalkeeper			21 ZIMA B Goalkeeper
30:23	26 FOPPA P Shot centre 6m post			
30:51	26 FOPPA P Steal			27 DRAZYK M Turnover
31:03	4 COATANEA P Goal fast break bottom right (20 FLIPPES L), 75.61 km/h	19 - 10	+9	
31:28	27 NZE MINKO E Technical Fault			
31:40				22 ROSIAK A Shot centre 9m saved bottom left
32:14				8 KOBYLINSKA M Shot right 9m saved middle right
32:27				27 DRAZYK M Turnover
32:35	20 FLIPPES L Turnover Fastbreak			
33:23				31 BALSAM M Shot right wing saved top left
33:34	4 COATANEA P Goal fast break bottom right (27 NZE MINKO E), 72.38 km/h	20 - 10	+10	
34:24				27 DRAZYK M Shot centre 6m saved middle left

FRA 35 - 22 POL
(18 - 10) (17 - 12)

2nd HALF

Match Time	FRA - France	Score	Lead	POL - Poland
34:35	20 FLIPPES L Goal breakthrough middle left, 74.53 km/h	21 - 10	+11	
35:15		21 - 11	+10	31 BALSAM M Goal right wing top left (49 KOCHANIAK-SALA K), 79.77 km/h
35:48	4 COATANEA P Goal right wing bottom centre (20 FLIPPES L), 66.99 km/h	22 - 11	+11	
36:49		22 - 12	+10	40 MICHALAK D Goal left wing middle centre (78 USCINOWICZ P), 74.65 km/h
37:30	4 COATANEA P 7m received			40 MICHALAK D 7m caused
37:30				40 MICHALAK D 2-minutes suspension
37:30	22 HORACEK T Goal Penalty shot bottom left (4 COATANEA P), 93.49 km/h	23 - 12	+11	
37:52				96 NOCUN D for 21 ZIMA B Empty goal
38:11				49 KOCHANIAK-SALA K Shot breakthrough saved bottom left
38:16				16 PLACZEK A for 96 NOCUN D Goalkeeper back
38:21				96 NOCUN D for 16 PLACZEK A Empty goal
38:35		23 - 13	+10	8 KOBYLINSKA M Goal centre 9m bottom right, 81.93 km/h
38:40				16 PLACZEK A for 96 NOCUN D Goalkeeper back
38:47	4 COATANEA P Goal right wing middle centre (20 FLIPPES L), 69.59 km/h	24 - 13	+11	
38:56				96 NOCUN D for 16 PLACZEK A Empty goal
39:36				16 PLACZEK A for 40 MICHALAK D Goalkeeper back
39:52				8 KOBYLINSKA M Shot centre 9m post
40:01				22 ROSIAK A Turnover
40:13				Team timeout
40:27				49 KOCHANIAK-SALA K Technical Fault
41:01	26 FOPPA P Shot centre 6m saved middle left			
41:56		24 - 14	+10	34 URBANSKA M Goal centre 6m bottom left (88 ZYCH A), 72.89 km/h
42:50	26 FOPPA P 7m received			49 KOCHANIAK-SALA K 7m caused
43:06	10 ZAADI DEUNA G Goal Penalty shot top left (26 FOPPA P), 82.95 km/h	25 - 14	+11	
43:48	10 ZAADI DEUNA G 7m caused			8 KOBYLINSKA M 7m received
44:01		25 - 15	+10	27 DRAZYK M Goal Penalty shot bottom left (8 KOBYLINSKA M), 91.06 km/h
44:41	26 FOPPA P Shot breakthrough saved middle left			
45:18				49 KOCHANIAK-SALA K Shot centre 6m saved top left
45:56	20 FLIPPES L Technical Fault			
46:33		25 - 16	+9	88 ZYCH A Goal right 6m bottom right
46:48	6 VALENTINI C Goal left wing bottom right (21 KANOR O), 86.32 km/h	26 - 16	+10	
46:49				31 BALSAM M 2-minutes suspension
46:51				17 GORNA A for 16 PLACZEK A Empty goal
47:44				16 PLACZEK A for 88 ZYCH A Goalkeeper back
47:48				8 KOBYLINSKA M Shot left 9m missed
48:08	6 VALENTINI C 7m received			17 GORNA A 7m caused
48:08				17 GORNA A 2-minutes suspension
48:08	10 ZAADI DEUNA G Goal Penalty shot top right (6 VALENTINI C), 61.13 km/h	27 - 16	+11	
48:37				39 NOSEK N for 16 PLACZEK A Empty goal
48:43		27 - 17	+10	34 URBANSKA M Goal centre 6m top right (8 KOBYLINSKA M), 79.78 km/h
48:43	10 ZAADI DEUNA G Goal empty goal middle centre, 60.56 km/h	28 - 17	+11	
48:43				16 PLACZEK A for 40 MICHALAK D Goalkeeper back
49:01				96 NOCUN D for 16 PLACZEK A Empty goal
49:39				16 PLACZEK A for 96 NOCUN D Goalkeeper back
49:37				39 NOSEK N Shot centre 9m saved middle right
50:11	21 KANOR O Goal left 9m top right (10 ZAADI DEUNA G), 96.62 km/h	29 - 17	+12	
50:47	29 ONDONO O 2-minutes suspension			
51:09				78 USCINOWICZ P Technical Fault
51:21	32 BOUKTIT S for 99 SAKO H Empty goal			
52:04	99 SAKO H for 10 ZAADI DEUNA G Goalkeeper back			
52:04	31 GRANIER L Shot right wing post			
52:17				22 ROSIAK A Shot centre 9m saved middle centre
52:24	31 GRANIER L Goal fast break bottom left (99 SAKO H), 80.92 km/h	30 - 17	+13	
52:56		30 - 18	+12	96 NOCUN D Goal left wing top right (39 NOSEK N), 62.11 km/h
53:24	5 MAIROT C Technical Fault			

Play by Play
 Match No: 13

Basel

FRA 35 - 22 POL
 (18 - 10) (17 - 12)

2nd HALF

Match Time	FRA - France	Score	Lead	POL - Poland
54:11		30 - 19	+11	78 USCINOWICZ P Goal left 9m middle left, 100.40 km/h
54:22	5 MAIROT C Goal left 9m middle right (10 ZAADI DEUNA G), 79.73 km/h	31 - 19	+12	
55:16				17 GORNA A Shot right wing saved middle right
55:30	31 GRANIER L Shot right 6m saved bottom centre			
55:52	32 BOUKTIT S Technical Fault			
56:07				Team timeout
56:51	4 COATANEA P Steal			78 USCINOWICZ P Turnover
57:00	8 LASSOURCE C Goal fast break bottom left (29 ONDONO O), 75.42 km/h	32 - 19	+13	
57:18		32 - 20	+12	39 NOSEK N Goal right 9m top left, 94.35 km/h
57:29	8 LASSOURCE C Technical Fault			
58:10	32 BOUKTIT S Steal			39 NOSEK N Turnover
58:32				21 ZIMA B for 16 PLACZEK A Goalkeeper Substitution
58:20	8 LASSOURCE C Goal fast break top left (32 BOUKTIT S), 80.79 km/h	33 - 20	+13	
58:45		33 - 21	+12	78 USCINOWICZ P Goal centre 9m top right (39 NOSEK N), 93.57 km/h
59:18	5 MAIROT C Goal breakthrough bottom left, 83.51 km/h	34 - 21	+13	
59:46		34 - 22	+12	39 NOSEK N Goal right 9m top right, 92.52 km/h
59:55	10 ZAADI DEUNA G Goal centre 9m top left, 80.90 km/h	35 - 22	+13	

Empty Goal Analysis
Match No: 13

Basel

FRA 35 - 22 POL
(18 - 10) (17 - 12)

Referees: HANSEN Line Hesselald (DEN) / JENSEN Josefine Kusk (DEN)

ATTACKS DURING OWN EMPTY GOAL SITUATION

Players on Court	Attacks		Goals		Saves		Missed		Blocked		Post		Turnovers		Scoring Efficiency		Goals Against	
	FRA	POL	FRA	POL	FRA	POL	FRA	POL	FRA	POL	FRA	POL	FRA	POL	FRA	POL	FRA	POL
7 Against 6																		
6 Against 6	1	4		1		3		1			1				0	25		
Others		1		1												100		1
Total:	1	5		2		3		1			1				0	40		1

GOALS/ATTACKS DURING OWN EMPTY GOAL SITUATION - ANALYSIS OF OCCURRENCE (in 5 min intervals)

Players on Court	1st Half											
	0-5		5-10		10-15		15-20		20-25		25-30	
	FRA	POL	FRA	POL	FRA	POL	FRA	POL	FRA	POL	FRA	POL
7 Against 6												
6 Against 6												0/1
Others												
Total:												0/1

Players on Court	2nd Half											
	30-35		35-40		40-45		45-50		50-55		55-60	
	FRA	POL	FRA	POL	FRA	POL	FRA	POL	FRA	POL	FRA	POL
7 Against 6												
6 Against 6				1/1				0/2	0/1			
Others								1/1				
Total:				1/1				1/3	0/1			

GOALS/ATTACKS DURING OWN EMPTY GOAL SITUATION - ANALYSIS BY DURATION

Team	<15 sec.	15-30 sec.	30-45 sec.	45-60 sec.	>60 sec.
FRA			0/1		
POL	2/2		0/2	0/1	

SUBSTITUTION SUMMARY

Players	FRA	POL
Goalkeeper <-> Goalkeeper	0	4
Court Player <-> Goalkeeper	2	16
Court Player <-> Court Player	27	48
Total:	29	68

Line-Up Analysis

Match No: 13

Attendance: 2.682

FRA 35 - 22 POL

FRA - France

Lineup efficiency								Time Played	GF	GA
1 GLAUSER L	6 VALENTINI C	20 FLIPPES L	22 HORACEK T	26 FOPPA P	27 NZE MINKO E	31 GRANIER L	10:38	10	4	
4 COATANEA P	8 LASSOURCE C	20 FLIPPES L	22 HORACEK T	26 FOPPA P	27 NZE MINKO E	99 SAKO H	7:46	5	2	
1 GLAUSER L	6 VALENTINI C	10 ZAADI DEUNA G	20 FLIPPES L	21 KANOR O	29 ONDONO O	31 GRANIER L	6:48	0	3	
6 VALENTINI C	10 ZAADI DEUNA G	20 FLIPPES L	21 KANOR O	29 ONDONO O	31 GRANIER L	99 SAKO H	4:34	3	2	
1 GLAUSER L	4 COATANEA P	8 LASSOURCE C	21 KANOR O	22 HORACEK T	29 ONDONO O	34 GRANDVEAU L	3:47	2	1	
1 GLAUSER L	6 VALENTINI C	20 FLIPPES L	21 KANOR O	22 HORACEK T	26 FOPPA P	31 GRANIER L	2:43	2	1	
4 COATANEA P	8 LASSOURCE C	10 ZAADI DEUNA G	22 HORACEK T	26 FOPPA P	27 NZE MINKO E	99 SAKO H	2:30	1	1	
4 COATANEA P	5 MAIROT C	8 LASSOURCE C	29 ONDONO O	32 BOUKTIT S	34 GRANDVEAU L	99 SAKO H	2:27	2	2	
6 VALENTINI C	10 ZAADI DEUNA G	20 FLIPPES L	21 KANOR O	26 FOPPA P	31 GRANIER L	99 SAKO H	2:25	1	1	
1 GLAUSER L	4 COATANEA P	8 LASSOURCE C	10 ZAADI DEUNA G	21 KANOR O	32 BOUKTIT S	34 GRANDVEAU L	2:12	2	0	
5 MAIROT C	8 LASSOURCE C	10 ZAADI DEUNA G	31 GRANIER L	32 BOUKTIT S	34 GRANDVEAU L	99 SAKO H	2:08	1	1	
4 COATANEA P	5 MAIROT C	8 LASSOURCE C	10 ZAADI DEUNA G	32 BOUKTIT S	34 GRANDVEAU L	99 SAKO H	1:57	2	1	
1 GLAUSER L	4 COATANEA P	8 LASSOURCE C	10 ZAADI DEUNA G	21 KANOR O	29 ONDONO O	34 GRANDVEAU L	1:48	0	1	
4 COATANEA P	6 VALENTINI C	20 FLIPPES L	22 HORACEK T	26 FOPPA P	27 NZE MINKO E	99 SAKO H	1:29	0	1	
1 GLAUSER L	6 VALENTINI C	10 ZAADI DEUNA G	20 FLIPPES L	21 KANOR O	26 FOPPA P	31 GRANIER L	1:12	1	0	
8 LASSOURCE C	21 KANOR O	29 ONDONO O	31 GRANIER L	32 BOUKTIT S	34 GRANDVEAU L	99 SAKO H	1:03	1	1	
6 VALENTINI C	10 ZAADI DEUNA G	21 KANOR O	29 ONDONO O	31 GRANIER L	34 GRANDVEAU L	99 SAKO H	0:44	1	0	
8 LASSOURCE C	10 ZAADI DEUNA G	21 KANOR O	29 ONDONO O	31 GRANIER L	32 BOUKTIT S	34 GRANDVEAU L	0:43	0	0	
1 GLAUSER L	5 MAIROT C	6 VALENTINI C	10 ZAADI DEUNA G	20 FLIPPES L	29 ONDONO O	31 GRANIER L	0:38	1	0	
4 COATANEA P	6 VALENTINI C	10 ZAADI DEUNA G	20 FLIPPES L	26 FOPPA P	27 NZE MINKO E	99 SAKO H	0:37	0	0	
4 COATANEA P	6 VALENTINI C	10 ZAADI DEUNA G	22 HORACEK T	26 FOPPA P	27 NZE MINKO E	99 SAKO H	0:35	0	0	
8 LASSOURCE C	10 ZAADI DEUNA G	21 KANOR O	29 ONDONO O	31 GRANIER L	34 GRANDVEAU L	99 SAKO H	0:34	0	0	
5 MAIROT C	8 LASSOURCE C	29 ONDONO O	31 GRANIER L	32 BOUKTIT S	34 GRANDVEAU L	99 SAKO H	0:21	0	0	
1 GLAUSER L	4 COATANEA P	8 LASSOURCE C	20 FLIPPES L	21 KANOR O	22 HORACEK T	29 ONDONO O	0:14	0	0	
4 COATANEA P	6 VALENTINI C	10 ZAADI DEUNA G	20 FLIPPES L	21 KANOR O	26 FOPPA P	99 SAKO H	0:07	0	0	

Score development								Time Played	G Diff.
1 GLAUSER L	6 VALENTINI C	20 FLIPPES L	22 HORACEK T	26 FOPPA P	27 NZE MINKO E	31 GRANIER L	10:38	+6	
4 COATANEA P	8 LASSOURCE C	20 FLIPPES L	22 HORACEK T	26 FOPPA P	27 NZE MINKO E	99 SAKO H	7:46	+3	
1 GLAUSER L	4 COATANEA P	8 LASSOURCE C	10 ZAADI DEUNA G	21 KANOR O	32 BOUKTIT S	34 GRANDVEAU L	2:12	+2	
1 GLAUSER L	5 MAIROT C	6 VALENTINI C	10 ZAADI DEUNA G	20 FLIPPES L	29 ONDONO O	31 GRANIER L	0:38	+1	
6 VALENTINI C	10 ZAADI DEUNA G	21 KANOR O	29 ONDONO O	31 GRANIER L	34 GRANDVEAU L	99 SAKO H	0:44	+1	
1 GLAUSER L	6 VALENTINI C	10 ZAADI DEUNA G	20 FLIPPES L	21 KANOR O	26 FOPPA P	31 GRANIER L	1:12	+1	
4 COATANEA P	5 MAIROT C	8 LASSOURCE C	10 ZAADI DEUNA G	32 BOUKTIT S	34 GRANDVEAU L	99 SAKO H	1:57	+1	
1 GLAUSER L	6 VALENTINI C	20 FLIPPES L	21 KANOR O	22 HORACEK T	26 FOPPA P	31 GRANIER L	2:43	+1	
1 GLAUSER L	4 COATANEA P	8 LASSOURCE C	21 KANOR O	22 HORACEK T	29 ONDONO O	34 GRANDVEAU L	3:47	+1	
6 VALENTINI C	10 ZAADI DEUNA G	20 FLIPPES L	21 KANOR O	29 ONDONO O	31 GRANIER L	99 SAKO H	4:34	+1	
4 COATANEA P	6 VALENTINI C	10 ZAADI DEUNA G	20 FLIPPES L	21 KANOR O	26 FOPPA P	99 SAKO H	0:07	0	
1 GLAUSER L	4 COATANEA P	8 LASSOURCE C	20 FLIPPES L	21 KANOR O	22 HORACEK T	29 ONDONO O	0:14	0	
5 MAIROT C	8 LASSOURCE C	29 ONDONO O	31 GRANIER L	32 BOUKTIT S	34 GRANDVEAU L	99 SAKO H	0:21	0	
8 LASSOURCE C	10 ZAADI DEUNA G	21 KANOR O	29 ONDONO O	31 GRANIER L	34 GRANDVEAU L	99 SAKO H	0:34	0	
4 COATANEA P	6 VALENTINI C	10 ZAADI DEUNA G	22 HORACEK T	26 FOPPA P	27 NZE MINKO E	99 SAKO H	0:35	0	
4 COATANEA P	6 VALENTINI C	10 ZAADI DEUNA G	20 FLIPPES L	26 FOPPA P	27 NZE MINKO E	99 SAKO H	0:37	0	
8 LASSOURCE C	10 ZAADI DEUNA G	21 KANOR O	29 ONDONO O	31 GRANIER L	32 BOUKTIT S	34 GRANDVEAU L	0:43	0	
8 LASSOURCE C	21 KANOR O	29 ONDONO O	31 GRANIER L	32 BOUKTIT S	34 GRANDVEAU L	99 SAKO H	1:03	0	
5 MAIROT C	8 LASSOURCE C	10 ZAADI DEUNA G	31 GRANIER L	32 BOUKTIT S	34 GRANDVEAU L	99 SAKO H	2:08	0	
6 VALENTINI C	10 ZAADI DEUNA G	20 FLIPPES L	21 KANOR O	26 FOPPA P	31 GRANIER L	99 SAKO H	2:25	0	
4 COATANEA P	5 MAIROT C	8 LASSOURCE C	29 ONDONO O	32 BOUKTIT S	34 GRANDVEAU L	99 SAKO H	2:27	0	
4 COATANEA P	8 LASSOURCE C	10 ZAADI DEUNA G	22 HORACEK T	26 FOPPA P	27 NZE MINKO E	99 SAKO H	2:30	0	
4 COATANEA P	6 VALENTINI C	20 FLIPPES L	22 HORACEK T	26 FOPPA P	27 NZE MINKO E	99 SAKO H	1:29	-1	
1 GLAUSER L	4 COATANEA P	8 LASSOURCE C	10 ZAADI DEUNA G	21 KANOR O	29 ONDONO O	34 GRANDVEAU L	1:48	-1	
1 GLAUSER L	6 VALENTINI C	10 ZAADI DEUNA G	20 FLIPPES L	21 KANOR O	29 ONDONO O	31 GRANIER L	6:48	-3	



WOMEN'S EUROPEAN HANDBALL CHAMPIONSHIP
EHF EURO 2024



Preliminary Round - Group C

THU 28 NOV 2024
Start Time: 20:30

WOMEN'S EHF EURO 2024
AUSTRIA · HUNGARY · SWITZERLAND

Line-Up Analysis
Match No: 13

Basel

Attendance: 2.682

FRA 35 - 22 POL

FRA - France

Empty Goal							Time Played	GF	GA							
8	LASSOURCE C	10	ZAADI DEUNA G	21	KANOR O	29	ONDONO O	31	GRANIER L	32	BOUKTIT S	34	GRANDVEAU L	0:43	0	0



Report Created THU 28 NOV 2024 22:06

Page 2 of 4



Line-Up Analysis

Match No: 13

Basel

Attendance: 2.682

FRA 35 - 22 POL

POL - Poland

Lineup efficiency								Time Played	GF	GA
17 GORNA A	21 ZIMA B	34 URBANSKA M	39 NOSEK N	40 MICHALAK D	49 KOCHANIAK-SALA K	78 USCINOWICZ P	7:47	2	3	
8 KOBYLINSKA M	13 MATUSZCZYK S	16 PLACZEK A	31 BALSAM M	49 KOCHANIAK-SALA K	78 USCINOWICZ P	96 NOCUN D	6:03	2	5	
8 KOBYLINSKA M	16 PLACZEK A	31 BALSAM M	34 URBANSKA M	40 MICHALAK D	49 KOCHANIAK-SALA K	88 ZYCH A	5:42	2	2	
4 OLEK A	8 KOBYLINSKA M	21 ZIMA B	22 ROSIAK A	27 DRAZYK M	31 BALSAM M	96 NOCUN D	5:09	1	4	
8 KOBYLINSKA M	13 MATUSZCZYK S	21 ZIMA B	22 ROSIAK A	27 DRAZYK M	31 BALSAM M	40 MICHALAK D	3:58	0	3	
4 OLEK A	16 PLACZEK A	17 GORNA A	22 ROSIAK A	39 NOSEK N	78 USCINOWICZ P	96 NOCUN D	3:06	1	1	
4 OLEK A	8 KOBYLINSKA M	17 GORNA A	21 ZIMA B	22 ROSIAK A	27 DRAZYK M	40 MICHALAK D	3:03	2	2	
13 MATUSZCZYK S	17 GORNA A	21 ZIMA B	39 NOSEK N	40 MICHALAK D	49 KOCHANIAK-SALA K	78 USCINOWICZ P	2:25	1	1	
4 OLEK A	16 PLACZEK A	17 GORNA A	27 DRAZYK M	39 NOSEK N	78 USCINOWICZ P	96 NOCUN D	2:23	1	1	
4 OLEK A	16 PLACZEK A	22 ROSIAK A	31 BALSAM M	39 NOSEK N	78 USCINOWICZ P	96 NOCUN D	2:14	1	1	
8 KOBYLINSKA M	17 GORNA A	21 ZIMA B	22 ROSIAK A	27 DRAZYK M	34 URBANSKA M	40 MICHALAK D	1:41	0	0	
4 OLEK A	17 GORNA A	21 ZIMA B	27 DRAZYK M	39 NOSEK N	78 USCINOWICZ P	96 NOCUN D	1:28	2	3	
8 KOBYLINSKA M	16 PLACZEK A	31 BALSAM M	34 URBANSKA M	49 KOCHANIAK-SALA K	78 USCINOWICZ P	96 NOCUN D	1:22	0	0	
8 KOBYLINSKA M	31 BALSAM M	34 URBANSKA M	40 MICHALAK D	49 KOCHANIAK-SALA K	78 USCINOWICZ P	96 NOCUN D	1:14	1	0	
8 KOBYLINSKA M	13 MATUSZCZYK S	21 ZIMA B	31 BALSAM M	40 MICHALAK D	49 KOCHANIAK-SALA K	78 USCINOWICZ P	1:01	0	0	
13 MATUSZCZYK S	17 GORNA A	22 ROSIAK A	39 NOSEK N	40 MICHALAK D	49 KOCHANIAK-SALA K	78 USCINOWICZ P	0:57	0	0	
8 KOBYLINSKA M	16 PLACZEK A	17 GORNA A	31 BALSAM M	34 URBANSKA M	39 NOSEK N	49 KOCHANIAK-SALA K	0:54	0	0	
8 KOBYLINSKA M	17 GORNA A	31 BALSAM M	34 URBANSKA M	40 MICHALAK D	49 KOCHANIAK-SALA K	88 ZYCH A	0:53	0	0	
8 KOBYLINSKA M	16 PLACZEK A	17 GORNA A	31 BALSAM M	34 URBANSKA M	40 MICHALAK D	49 KOCHANIAK-SALA K	0:53	0	1	
8 KOBYLINSKA M	21 ZIMA B	31 BALSAM M	34 URBANSKA M	40 MICHALAK D	49 KOCHANIAK-SALA K	78 USCINOWICZ P	0:51	1	1	
8 KOBYLINSKA M	21 ZIMA B	22 ROSIAK A	27 DRAZYK M	31 BALSAM M	40 MICHALAK D	78 USCINOWICZ P	0:50	0	0	
8 KOBYLINSKA M	21 ZIMA B	22 ROSIAK A	31 BALSAM M	40 MICHALAK D	49 KOCHANIAK-SALA K	78 USCINOWICZ P	0:40	1	1	
17 GORNA A	21 ZIMA B	27 DRAZYK M	34 URBANSKA M	39 NOSEK N	40 MICHALAK D	78 USCINOWICZ P	0:39	0	0	
8 KOBYLINSKA M	17 GORNA A	31 BALSAM M	34 URBANSKA M	39 NOSEK N	49 KOCHANIAK-SALA K	96 NOCUN D	0:38	0	0	
13 MATUSZCZYK S	21 ZIMA B	34 URBANSKA M	39 NOSEK N	40 MICHALAK D	49 KOCHANIAK-SALA K	78 USCINOWICZ P	0:32	1	0	
8 KOBYLINSKA M	13 MATUSZCZYK S	21 ZIMA B	22 ROSIAK A	31 BALSAM M	40 MICHALAK D	49 KOCHANIAK-SALA K	0:32	0	0	
21 ZIMA B	22 ROSIAK A	34 URBANSKA M	39 NOSEK N	40 MICHALAK D	49 KOCHANIAK-SALA K	78 USCINOWICZ P	0:31	0	1	
8 KOBYLINSKA M	16 PLACZEK A	31 BALSAM M	34 URBANSKA M	40 MICHALAK D	49 KOCHANIAK-SALA K	78 USCINOWICZ P	0:21	0	1	
8 KOBYLINSKA M	16 PLACZEK A	27 DRAZYK M	31 BALSAM M	34 URBANSKA M	49 KOCHANIAK-SALA K	88 ZYCH A	0:20	1	0	
4 OLEK A	8 KOBYLINSKA M	16 PLACZEK A	31 BALSAM M	39 NOSEK N	78 USCINOWICZ P	96 NOCUN D	0:19	0	0	
8 KOBYLINSKA M	21 ZIMA B	31 BALSAM M	34 URBANSKA M	49 KOCHANIAK-SALA K	78 USCINOWICZ P	96 NOCUN D	0:17	0	1	
8 KOBYLINSKA M	13 MATUSZCZYK S	16 PLACZEK A	34 URBANSKA M	49 KOCHANIAK-SALA K	78 USCINOWICZ P	96 NOCUN D	0:15	0	0	
8 KOBYLINSKA M	16 PLACZEK A	31 BALSAM M	34 URBANSKA M	39 NOSEK N	49 KOCHANIAK-SALA K	96 NOCUN D	0:15	0	1	
13 MATUSZCZYK S	21 ZIMA B	22 ROSIAK A	39 NOSEK N	40 MICHALAK D	49 KOCHANIAK-SALA K	78 USCINOWICZ P	0:10	0	0	
8 KOBYLINSKA M	13 MATUSZCZYK S	31 BALSAM M	40 MICHALAK D	49 KOCHANIAK-SALA K	78 USCINOWICZ P	96 NOCUN D	0:09	0	0	
17 GORNA A	22 ROSIAK A	34 URBANSKA M	39 NOSEK N	40 MICHALAK D	49 KOCHANIAK-SALA K	78 USCINOWICZ P	0:08	0	0	
8 KOBYLINSKA M	17 GORNA A	31 BALSAM M	34 URBANSKA M	39 NOSEK N	40 MICHALAK D	49 KOCHANIAK-SALA K	0:06	1	1	
8 KOBYLINSKA M	16 PLACZEK A	31 BALSAM M	34 URBANSKA M	49 KOCHANIAK-SALA K	88 ZYCH A	96 NOCUN D	0:05	0	0	
8 KOBYLINSKA M	16 PLACZEK A	27 DRAZYK M	31 BALSAM M	34 URBANSKA M	40 MICHALAK D	88 ZYCH A	0:05	0	0	
17 GORNA A	21 ZIMA B	22 ROSIAK A	27 DRAZYK M	34 URBANSKA M	39 NOSEK N	40 MICHALAK D	0:04	0	0	

Score development								Time Played	G Diff.
8 KOBYLINSKA M	16 PLACZEK A	27 DRAZYK M	31 BALSAM M	34 URBANSKA M	49 KOCHANIAK-SALA K	88 ZYCH A	0:20	+1	
13 MATUSZCZYK S	21 ZIMA B	34 URBANSKA M	39 NOSEK N	40 MICHALAK D	49 KOCHANIAK-SALA K	78 USCINOWICZ P	0:32	+1	
8 KOBYLINSKA M	31 BALSAM M	34 URBANSKA M	40 MICHALAK D	49 KOCHANIAK-SALA K	78 USCINOWICZ P	96 NOCUN D	1:14	+1	
17 GORNA A	21 ZIMA B	22 ROSIAK A	27 DRAZYK M	34 URBANSKA M	39 NOSEK N	40 MICHALAK D	0:04	0	
8 KOBYLINSKA M	16 PLACZEK A	31 BALSAM M	34 URBANSKA M	49 KOCHANIAK-SALA K	88 ZYCH A	96 NOCUN D	0:05	0	
8 KOBYLINSKA M	16 PLACZEK A	27 DRAZYK M	31 BALSAM M	34 URBANSKA M	40 MICHALAK D	88 ZYCH A	0:05	0	
8 KOBYLINSKA M	17 GORNA A	31 BALSAM M	34 URBANSKA M	39 NOSEK N	40 MICHALAK D	49 KOCHANIAK-SALA K	0:06	0	
17 GORNA A	22 ROSIAK A	34 URBANSKA M	39 NOSEK N	40 MICHALAK D	49 KOCHANIAK-SALA K	78 USCINOWICZ P	0:08	0	
8 KOBYLINSKA M	13 MATUSZCZYK S	31 BALSAM M	40 MICHALAK D	49 KOCHANIAK-SALA K	78 USCINOWICZ P	96 NOCUN D	0:09	0	
13 MATUSZCZYK S	21 ZIMA B	22 ROSIAK A	39 NOSEK N	40 MICHALAK D	49 KOCHANIAK-SALA K	78 USCINOWICZ P	0:10	0	
8 KOBYLINSKA M	13 MATUSZCZYK S	16 PLACZEK A	34 URBANSKA M	49 KOCHANIAK-SALA K	78 USCINOWICZ P	96 NOCUN D	0:15	0	
4 OLEK A	8 KOBYLINSKA M	16 PLACZEK A	31 BALSAM M	39 NOSEK N	78 USCINOWICZ P	96 NOCUN D	0:19	0	
8 KOBYLINSKA M	13 MATUSZCZYK S	21 ZIMA B	22 ROSIAK A	31 BALSAM M	40 MICHALAK D	49 KOCHANIAK-SALA K	0:32	0	
8 KOBYLINSKA M	17 GORNA A	31 BALSAM M	34 URBANSKA M	39 NOSEK N	49 KOCHANIAK-SALA K	96 NOCUN D	0:38	0	

Line-Up Analysis
Match No: 13

Basel

Attendance: 2.682

FRA 35 - 22 POL

POL - Poland

Score development							Time Played	G Diff.
17 GORNA A	21 ZIMA B	27 DRAZYK M	34 URBANSKA M	39 NOSEK N	40 MICHALAK D	78 USCINOWICZ P	0:39	0
8 KOBYLINSKA M	21 ZIMA B	22 ROSIAK A	31 BALSAM M	40 MICHALAK D	49 KOCHANIAK-SALA K	78 USCINOWICZ P	0:40	0
8 KOBYLINSKA M	21 ZIMA B	22 ROSIAK A	27 DRAZYK M	31 BALSAM M	40 MICHALAK D	78 USCINOWICZ P	0:50	0
8 KOBYLINSKA M	21 ZIMA B	31 BALSAM M	34 URBANSKA M	40 MICHALAK D	49 KOCHANIAK-SALA K	78 USCINOWICZ P	0:51	0
8 KOBYLINSKA M	17 GORNA A	31 BALSAM M	34 URBANSKA M	40 MICHALAK D	49 KOCHANIAK-SALA K	88 ZYCH A	0:53	0
8 KOBYLINSKA M	16 PLACZEK A	17 GORNA A	31 BALSAM M	34 URBANSKA M	39 NOSEK N	49 KOCHANIAK-SALA K	0:54	0
13 MATUSZCZYK S	17 GORNA A	22 ROSIAK A	39 NOSEK N	40 MICHALAK D	49 KOCHANIAK-SALA K	78 USCINOWICZ P	0:57	0
8 KOBYLINSKA M	13 MATUSZCZYK S	21 ZIMA B	31 BALSAM M	40 MICHALAK D	49 KOCHANIAK-SALA K	78 USCINOWICZ P	1:01	0
8 KOBYLINSKA M	16 PLACZEK A	31 BALSAM M	34 URBANSKA M	49 KOCHANIAK-SALA K	78 USCINOWICZ P	96 NOCUN D	1:22	0
8 KOBYLINSKA M	17 GORNA A	21 ZIMA B	22 ROSIAK A	27 DRAZYK M	34 URBANSKA M	40 MICHALAK D	1:41	0
4 OLEK A	16 PLACZEK A	22 ROSIAK A	31 BALSAM M	39 NOSEK N	78 USCINOWICZ P	96 NOCUN D	2:14	0
4 OLEK A	16 PLACZEK A	17 GORNA A	27 DRAZYK M	39 NOSEK N	78 USCINOWICZ P	96 NOCUN D	2:23	0
13 MATUSZCZYK S	17 GORNA A	21 ZIMA B	39 NOSEK N	40 MICHALAK D	49 KOCHANIAK-SALA K	78 USCINOWICZ P	2:25	0
4 OLEK A	8 KOBYLINSKA M	17 GORNA A	21 ZIMA B	22 ROSIAK A	27 DRAZYK M	40 MICHALAK D	3:03	0
4 OLEK A	16 PLACZEK A	17 GORNA A	22 ROSIAK A	39 NOSEK N	78 USCINOWICZ P	96 NOCUN D	3:06	0
8 KOBYLINSKA M	16 PLACZEK A	31 BALSAM M	34 URBANSKA M	40 MICHALAK D	49 KOCHANIAK-SALA K	88 ZYCH A	5:42	0
8 KOBYLINSKA M	16 PLACZEK A	31 BALSAM M	34 URBANSKA M	39 NOSEK N	49 KOCHANIAK-SALA K	96 NOCUN D	0:15	-1
8 KOBYLINSKA M	21 ZIMA B	31 BALSAM M	34 URBANSKA M	49 KOCHANIAK-SALA K	78 USCINOWICZ P	96 NOCUN D	0:17	-1
8 KOBYLINSKA M	16 PLACZEK A	31 BALSAM M	34 URBANSKA M	40 MICHALAK D	49 KOCHANIAK-SALA K	78 USCINOWICZ P	0:21	-1
21 ZIMA B	22 ROSIAK A	34 URBANSKA M	39 NOSEK N	40 MICHALAK D	49 KOCHANIAK-SALA K	78 USCINOWICZ P	0:31	-1
8 KOBYLINSKA M	16 PLACZEK A	17 GORNA A	31 BALSAM M	34 URBANSKA M	40 MICHALAK D	49 KOCHANIAK-SALA K	0:53	-1
4 OLEK A	17 GORNA A	21 ZIMA B	27 DRAZYK M	39 NOSEK N	78 USCINOWICZ P	96 NOCUN D	1:28	-1
17 GORNA A	21 ZIMA B	34 URBANSKA M	39 NOSEK N	40 MICHALAK D	49 KOCHANIAK-SALA K	78 USCINOWICZ P	7:47	-1
8 KOBYLINSKA M	13 MATUSZCZYK S	21 ZIMA B	22 ROSIAK A	27 DRAZYK M	31 BALSAM M	40 MICHALAK D	3:58	-3
4 OLEK A	8 KOBYLINSKA M	21 ZIMA B	22 ROSIAK A	27 DRAZYK M	31 BALSAM M	96 NOCUN D	5:09	-3
8 KOBYLINSKA M	13 MATUSZCZYK S	16 PLACZEK A	31 BALSAM M	49 KOCHANIAK-SALA K	78 USCINOWICZ P	96 NOCUN D	6:03	-3

Empty Goal							Time Played	GF	GA
8 KOBYLINSKA M	31 BALSAM M	34 URBANSKA M	40 MICHALAK D	49 KOCHANIAK-SALA K	78 USCINOWICZ P	96 NOCUN D	1:14	1	0
13 MATUSZCZYK S	17 GORNA A	22 ROSIAK A	39 NOSEK N	40 MICHALAK D	49 KOCHANIAK-SALA K	78 USCINOWICZ P	0:57	0	0
8 KOBYLINSKA M	17 GORNA A	31 BALSAM M	34 URBANSKA M	40 MICHALAK D	49 KOCHANIAK-SALA K	88 ZYCH A	0:53	0	0
8 KOBYLINSKA M	17 GORNA A	31 BALSAM M	34 URBANSKA M	39 NOSEK N	49 KOCHANIAK-SALA K	96 NOCUN D	0:38	0	0
8 KOBYLINSKA M	13 MATUSZCZYK S	31 BALSAM M	40 MICHALAK D	49 KOCHANIAK-SALA K	78 USCINOWICZ P	96 NOCUN D	0:09	0	0
17 GORNA A	22 ROSIAK A	34 URBANSKA M	39 NOSEK N	40 MICHALAK D	49 KOCHANIAK-SALA K	78 USCINOWICZ P	0:08	0	0
8 KOBYLINSKA M	17 GORNA A	31 BALSAM M	34 URBANSKA M	39 NOSEK N	40 MICHALAK D	49 KOCHANIAK-SALA K	0:06	1	1

Legend:
G Diff. Goals Difference