

## Start List

Match No: 23

### POL - FAR

**Referees:** MARÍN LORENTE Andreu (ESP) / GARCIA SERRADILLA Ignacio (ESP) **EHF Supervisor:** REISINGER Gerhard (AUT)  
**Reserve Referees:** COVALCIUC Igor (MDA) / COVALCIUC Alexei (MDA) **EHF Observer:** SONDORS Zigmars (LAT)  
**Timekeeper:** GÖLLNITZ-PESTH Ina-Maria (GER)  
**Scorekeeper:** VOIGTLÄNDER Heike (GER)

#### POL - Poland

No.	Name	Pos.	Height m	Int. Matches		Competition Statistics								
				MP	G	MP	G	7mG	YC	2Min	RC	S	7mS	
1	KORNECKI Mateusz	GK	1.93	75	6	2							1	
50	SKRZYNIARZ Jakub	GK	1.89	22	0	2							13	1
2	PRZYTULA Damian	LB	2.00	39	65	1	1							
3	DASZEK Michal	RW	1.82	151	384	1	1							
4	JEDRASZCZYK Piotr	CB	1.77	34	65	1	2							
5	OLEJNICZAK Michal	CB	1.97	66	114	2	5			3	1			
8	BIS Bartłomiej	P	1.94	31	12	2				1				
9	SICKO Szymon	LB	2.00	61	231	2	9							
11	PATEREK Pawel	CB	1.86	12	17	2	3							
12	PIETRASIK Ariel	LB	2.02	36	73	2	7							
21	SYPRZAK Kamil	P	2.07	170	356	2	5	4		1				
22	KOSMALA Mateusz	RW	1.82	6	11	1								
28	GEBALA Maciej (C)	P	2.00	98	130	2	3							
33	SZYSZKO Jakub	RW	1.79	8	17	2	3							
34	URBANIAK Przemyslaw	LW	1.82	7	13	2	3							
44	CZAPLINSKI Mikołaj	RW	1.88	16	26	2	3							
(NN)	DAWYDZIK Dawid	P	2.00	56	74	2								
(NN)	POWARZYNSKI Jakub	CB	1.92	7	8	2	1							
<b>Headcoach</b>	LIJEWSKI Marcin			<b>Bench/Team</b>										

POL Played		
PR	NOR	21-32
PR	SLO	25-32
PR	FAR	15 JAN

#### FAR - Faroe Islands

No.	Name	Pos.	Height m	Int. Matches		Competition Statistics								
				MP	G	MP	G	7mG	YC	2Min	RC	S	7mS	
1	JACOBSEN Pauli	GK	1.82	14	0	2							13	
16	SATCHWELL Nicholas	GK	1.88	34	0	2							8	1
2	HOYDAL Helgi Hildarson	P	1.88	34	48	2								
6	MORTENSEN Leivur	LW	1.85	17	26	2	2							
7	NORBERG Allan	RW	1.89	33	49									
8	MIKKJALSSON Pætur	P	1.90	13	16	2	1			2				
9	HANSEN Rói Berg	LW	1.82	34	60	2	4			1				
10	JOHANSEN Kjartan	RB	1.90	40	74	2	1							
15	GUNNARSSON DJURHUUS Jónas	CB	1.83	36	74	1								
17	AV TEIGUM Hákun West	RW	1.88	21	99	2	13							
25	POULSEN Vilhelm	RB	1.90	25	35	2	5			1				
30	MIKKELSEN Tróndur	LB	1.90	17	38	2	2		1					
45	KROGH Peter (C)	RB	1.91	42	123	2				1				
71	Á SKIPAGOTU Elias Ellefsen	CB	1.87	13	81	2	14	7		1				
78	MITTÚN Óli	LB	1.86	10	36	2	5							
79	RASMUSSEN Teis Horn	P	1.95	23	36	2	8			3				
(NN)	Á SKIPAGOTU Rói Ellefsen	CB	1.84	4	4	1								
(NN)	MITTÚN Pauli	LB	1.88	14	9	1								
(NN)	VEDELSBOL Ísak Jógvan Djurhuus	P	1.96	3	2	1								
<b>Headcoach</b>	BREDSORFF-LARSEN Peter (DEN)			<b>Bench/Team</b>						2				

FAR Played		
PR	SLO	29-32
PR	NOR	26-26
PR	POL	15 JAN

**Notes:**  
 Players below the bold line are not playing in this match.

Legend:			
(NN)	Not nominated	2Min	2-Minute Suspensions
CB	Centre Back	G	Goals
LW	Left Wing	MP	Matches Played
PR	Preliminary Round	RB	Right Back
RW	Right Wing	S	Saves
7mG	7-metre Goals	GK	Goalkeeper
P	Line Player	LB	Left Back
RC	Red Cards (Direct and after 3rd 2-Minute Suspension)	Pos	Position
YC	Yellow Cards	7mS	7-metre Saves

## Results

Match No: 23

### POL 32 - 28 FAR

(15 - 15) (17 - 13)

Referees: MARIN LORENTE Andreu (ESP) / GARCIA SERRADILLA Ignacio (ESP)

#### Poland

Coach: LIJEWSKI Marcin

YC/RC Coach: 1/0 Time outs: 1

No.	Name	Total			Goals / Shots							Punishments			TP	
		Goals	Shots	%	7m	6m	Wing	BT	FB	FTO	9m	EG	YC	RC		2M
1	KORNECKI Mateusz															1:14
2	PRZYTULA Damian															0:00
3	DASZEK Michal	3	5	60		0/1	1/1				2/3					22:49
4	JEDRASZCZYK Piotr	6	8	75		2/3	4/4				0/1					39:00
5	OLEJNICZAK Michal												1			29:07
8	BIS Bartlomiej														2	44:34
9	SICKO Szymon	10	11	91	1/1	5/5					4/5					48:10
11	PATEREK Pawel															0:00
12	PIETRASIK Ariel	1	2	50							1/2					5:42
21	SYPRZAK Kamil	9	11	82	3/3	6/6					0/2					31:09
22	KOSMALA Mateusz															3:06
28	GEBALA Maciej	1	3	33		1/3								1		39:26
33	SZYSZKO Jakub	1	2	50								1/2		1		50:16
34	URBANIAK Przemyslaw														2	37:24
44	CZAPLINSKI Mikolaj	1	1	100			1/1									12:17
50	SKRZYNIARZ Jakub															55:46
Team Officials													1		1	
Totals		32	43	74	4/4	14/18	1/1	5/5			7/13	1/2	2		7	60:00

No.	Name	Total			Saves / Shots											
		Saves	Shots	%	7m	6m	Wing	BT	FB	FTO	9m					
1	KORNECKI Mateusz	0	3	0	0/3											
50	SKRZYNIARZ Jakub	10	34	29	0/5	2/6	2/7	1/6								5/10
EG			1													
Totals		11	39	28	1/9	2/7	2/7	1/6								5/10

#### Faroe Islands

Coach: BREDSORFF-LARSEN Peter

Time outs: 2

No.	Name	Total			Goals / Shots							Punishments			TP	
		Goals	Shots	%	7m	6m	Wing	BT	FB	FTO	9m	EG	YC	RC		2M
1	JACOBSEN Pauli															30:13
2	HOYDAL Helgi Hildarson	1	2	50		1/2									1	6:07
6	MORTENSEN Leivur	1	1	100			1/1									24:07
7	NORBERG Allan															0:00
8	MIKKJALSSON Pætur													1		33:26
9	HANSEN Rói Berg	2	5	40			2/4		0/1							30:06
10	JOHANSEN Kjartan	0	1	0		0/1										9:07
15	GUNNARSSON DJURHUUS Jónas															0:00
16	SATCHWELL Nicholas															17:21
17	AV TEIGUM Hákun West	10	11	91	8/8		2/3									55:31
25	POULSEN Vilhelm	2	3	67		1/2		1/1							1	46:10
30	MIKKELSEN Tróndur															24:34
45	KROGH Peter													1		9:50
71	A SKIPAGOTU Elias Ellefsen	9	13	69	0/1	2/2	4/4				3/6			1		48:10
78	MITTUN Oli	2	5	40				0/1			2/4					30:36
79	RASMUSSEN Teis Horn	1	1	100		1/1										54:42
Totals		28	42	67	8/9	5/8	5/8	5/6	0/1		5/10			5		60:00

No.	Name	Total			Saves / Shots											
		Saves	Shots	%	7m	6m	Wing	BT	FB	FTO	9m					
1	JACOBSEN Pauli	3	22	14	0/3	3/11		0/2								0/6
16	SATCHWELL Nicholas	3	13	23	0/1	0/5	0/1	0/2								3/4
EG			3													
Totals		6	38	16	0/4	3/17	0/1	0/5								3/10

#### RUNNING SCORE

POL - FAR	
<b>1st Half</b>	
SICKO S	1 (1) 0
	1 (2) 1 POULSEN V
SICKO S	2 (3) 1
	2 (3) 2 A SKIPAGOTU E
	2 (5) 3 POULSEN V
SICKO S	3 (6) 3
JEDRASZCZYK P	4 (7) 3
	4 (7) 4 A SKIPAGOTU E
SYPRZAK K	5 (8) 4
	5 (8) 5 A SKIPAGOTU E
	5 (9) 6 A SKIPAGOTU E
GEBALA M	6 (10) 6
	6 (10) 7 A SKIPAGOTU E
DASZEK M	7 (11) 7
	7 (11) 8 AV TEIGUM H
JEDRASZCZYK P	8 (12) 8
	8 (16) 9 A SKIPAGOTU E
DASZEK M	9 (16) 9
	9 (17) 10 HOYDAL H
	9 (19) 11 AV TEIGUM H
SYPRZAK K	10 (20) 11
SYPRZAK K	11 (21) 11
SICKO S	12 (23) 11
	12 (24) 12 HANSEN R
SICKO S	13 (24) 12
	13 (25) 13 HANSEN R
PIETRASIK A	14 (27) 13
	14 (27) 14 AV TEIGUM H
CZAPLINSKI M	15 (28) 14
	15 (30) 15 AV TEIGUM H

<b>2nd Half</b>	
SICKO S	15 (31) 16 AV TEIGUM H
	16 (32) 17 MITTUN O
DASZEK M	17 (33) 17
SYPRZAK K	18 (34) 17
	18 (36) 18 AV TEIGUM H
SYPRZAK K	19 (37) 18
	19 (38) 19 A SKIPAGOTU E
SYPRZAK K	20 (40) 19
	20 (42) 20 MITTUN O
JEDRASZCZYK P	21 (42) 20
SZYSZKO J	22 (43) 20
	22 (43) 21 AV TEIGUM H
	22 (45) 22 RASMUSSEN T
SICKO S	23 (46) 22
	23 (46) 23 A SKIPAGOTU E
SYPRZAK K	24 (47) 23
	24 (47) 24 AV TEIGUM H
JEDRASZCZYK P	25 (48) 24
	25 (49) 25 AV TEIGUM H
SYPRZAK K	26 (50) 25
	26 (51) 26 MORTENSEN L
SICKO S	27 (51) 26
JEDRASZCZYK P	28 (53) 26
	28 (55) 27 A SKIPAGOTU E
SICKO S	29 (56) 27
	29 (57) 28 AV TEIGUM H
SICKO S	30 (58) 28
JEDRASZCZYK P	31 (59) 28
SYPRZAK K	32 (60) 28

#### Attacks

Team	All		Player Majority		Player Minority		Position Attacks		FB		Ind. FB		Team FB		TO	TO %
	G/Att.	%	G/Att.	%	G/Att.	%	G/Att.	%	G/Att.	%	G/Att.	%	G/Att.	%		
POL	32/45	71	6/7	86	6/8	75	31/42	74	0/1	0			0/1	0	2	4
FAR	28/45	62	9/9	100	3/5	60	28/44	64	0/1	0			0/1	0	8	18

Legend:							
%	Efficiency	2M	2-Minute Suspensions	6m	6-metre Shots	7m	7-metre Penalty Shots
9m	9-metre Shots	BT	Breakthroughs	EG	Empty Goal	FB	Fast Breaks
FTO	Fast Throw off	G/Att.	Goals/Attacks	Ind.	Individual	No.	Uniform Number
RC	Red Cards (Direct and after 3rd 2-Minute Suspension)	TO	Turnover	TP	Time Played		
Wing	Wing Shots	YC	Yellow Cards				

## Match Team Statistics

Match No: 23

**POL 32 - 28 FAR**

(15 - 15) (17 - 13)

Referees: MARIN LORENTE Andreu (ESP) / GARCIA SERRADILLA Ignacio (ESP)

### POL - Poland

Coach: LIJEWSKI Marcin

YC/RC Coach: 1/0 Time outs: 1

No.	Name	Total			All Goals / Shots								Punishments				Offence			Defence			TP	
		Goals	Shots	%	7m	7m%	6m	Wing	BT	FB	FTO	9m	EG	YC	RC	2M	2+2	AS	R7	TO/TF	ST	BS		P7
1	KORNECKI Mateusz																							1:14
2	PRZYTULA Damian																							0:00
3	DASZEK Michal	3	5	60			0/1		1/1			2/3						5	1				1	22:49
4	JEDRASZCZYK Piotr	6	8	75			2/3		4/4			0/1						4	1	/ 1				39:00
5	OLEJNICZAK Michal													1										29:07
8	BIS Bartlomiej														2								3	44:34
9	SICKO Szymon	10	11	91	1/1	100	5/5					4/5						4			1	1	1	48:10
11	PATEREK Pawel																							0:00
12	PIETRASIK Ariel	1	2	50								1/2												5:42
21	SYPRZAK Kamil	9	11	82	3/3	100	6/6					0/2						1	1				1	31:09
22	KOSMALA Mateusz																							3:06
28	GEBALA Maciej	1	3	33			1/3								1									39:26
33	SZYSZKO Jakub	1	2	50								1/2			1			1	1			2	1	50:16
34	URBANIAK Przemyslaw														2				1				2	37:24
44	CZAPLINSKI Mikolaj	1	1	100				1/1																12:17
50	SKRZYNIARZ Jakub																							55:46
Team														1	1									
Totals		32	43	74	4/4	100	14/18	1/1	5/5			7/13	1/2	2	7		15	4	1 / 1	3		9		

No.	Name	Total			All Saves / Shots																			
		Saves	Shots	%	7m	7m%	6m	Wing	BT	FB	FTO	9m	9m%	NS	NS%									
1	KORNECKI Mateusz	0	3	0	0/3	0																		
50	SKRZYNIARZ Jakub	10	34	29	0/5	0	2/6	2/7	1/6			5/10	50	5/19	26									
EG			1																					
Totals		11	39	28	1/9	11	2/7	2/7	1/6			5/10	50	5/20	25									

### Attacks

Team	All		Player Majority		Player Minority		Position Attacks		FB		Ind. FB		Team FB		TO	TO %
	G/Att.	%	G/Att.	%	G/Att.	%	G/Att.	%	G/Att.	%	G/Att.	%	G/Att.	%		
POL	32/45	71	6/7	86	6/8	75	31/42	74	0/1	0			0/1	0	2	4

### Team Shots

	Goals	Saves	Missed	Post	Blocked	Total	%	Prop %
6m Shots	14	3	1			18	78	42
Wing Shots	1					1	100	2
L R	1					1	100	2 0
9m Shots	7	3	1	1	1	13	54	30
L C R	2 3 2	1 2	1	1		3 7 2	67 43 100	7 16 5
7m Penalty Throws	4					4	100	9
Fast Breaks								0
Breakthroughs	5					5	100	12
Totals	32	6	2	2	1	43	74	100

Legend:	
%	Efficiency
9m	9-metre Shots
EG	Empty Goal
L	Left
R	Right
TP	Time Played
2M	2-Minute Suspensions
AS	Assists
FB	Fast Breaks
NS	Near Shots
RC	Red Cards (Direct and after 3rd 2-Minute Suspension)
Wing	Wing Shots
2+2	2+2 Minute Suspensions
BS	Blocked Shots
FTO	Fast Throw off
P7	Penalty 7-metre Fouls
YC	Yellow Cards
6m	6-metre Shots
BT	Breakthroughs
G/Att.	Goals/Attacks
Prop %	Proportion of Goals
ST	Steals
7m	7-metre Penalty Shots
C	Center
Ind.	Individual
R7	Received 7-metre Fouls
TO/TF	Turnover/Technical Faults

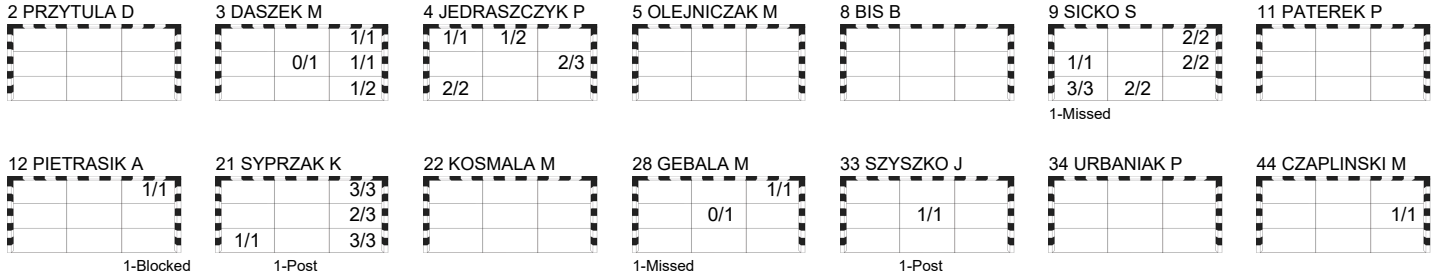
Match Team Statistics  
Match No: 23

POL 32 - 28 FAR  
(15 - 15) (17 - 13)

Referees: MARIN LORENTE Andreu (ESP) / GARCIA SERRADILLA Ignacio (ESP)

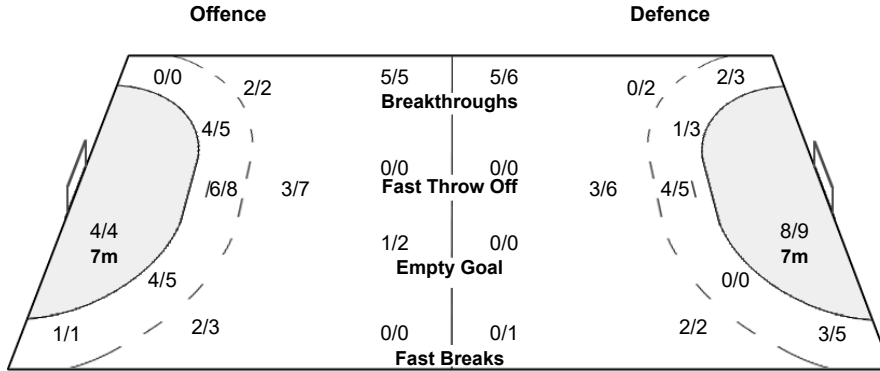
POL - Poland

OverView of Shot Distribution



Team Goals / Shots

1/1	1/2	8/8
1/1	1/3	8/10
6/6	2/2	4/5
2-Missed	2-Post	1-Blocked



Goalkeepers Saves / Shots

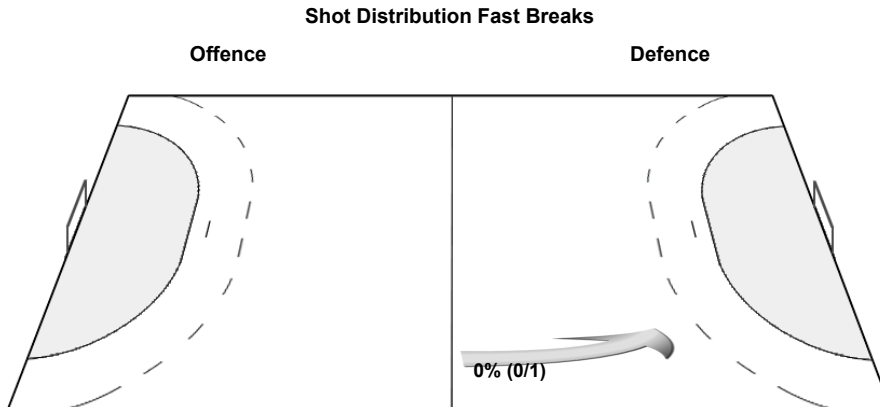
2/5	0/4
2/7	1/1 4/8
0/9	1/1 1/4

1 KORNECKI M

	0/1
0/1	0/1

50 SKRZYNIARZ J

2/5	0/3
2/7	1/1 3/6
0/8	1/1 1/3



**Match Team Statistics**  
Match No: 23

**POL 32 - 28 FAR**  
(15 - 15) (17 - 13)

Referees: MARIN LORENTE Andreu (ESP) / GARCIA SERRADILLA Ignacio (ESP)

**FAR - Faroe Islands**

Coach: BREDSORFF-LARSEN Peter (DEN)

Time outs: 2

No.	Name	Total			All Goals / Shots									Punishments				Offence			Defence			TP
		Goals	Shots	%	7m	7m%	6m	Wing	BT	FB	FTO	9m	EG	YC	RC	2M	2+2	AS	R7	TO/TF	ST	BS	P7	
1	JACOBSEN Pauli																							30:13
2	HOYDAL Helgi Hildarson	1	2	50			1/2								1								1	6:07
6	MORTENSEN Leivur	1	1	100				1/1										1	1					24:07
7	NORBERG Allan																							0:00
8	MIKKJALSSON Pætur														1								1	33:26
9	HANSEN Rói Berg	2	5	40				2/4		0/1														30:06
10	JOHANSEN Kjartan	0	1	0			0/1																	9:07
15	GUNNARSSON DJURHUUS Jónas																							0:00
16	SATCHWELL Nicholas																							17:21
17	AV TEIGUM Hákun West	10	11	91	8/8	100		2/3															1	55:31
25	POULSEN Vilhelm	2	3	67			1/2		1/1						1		2	2						46:10
30	MIKKELSEN Tróndur																		1			1	1	24:34
45	KROGH Peter														1									9:50
71	A SKIPAGOTU Elias Ellefsen	9	13	69	0/1	0	2/2		4/4			3/6			1		7	3	4 / 1					48:10
78	MITTUN Oli	2	5	40					0/1			2/4					3	2	/ 1					30:36
79	RASMUSSEN Teis Horn	1	1	100			1/1										1	1	1					54:42
Totals		28	42	67	8/9	89	5/8	5/8	5/6	0/1		5/10			5		14	9	6 / 2			1	4	

No.	Name	Total			All Saves / Shots										
		Saves	Shots	%	7m	7m%	6m	Wing	BT	FB	FTO	9m	9m%	NS	NS%
1	JACOBSEN Pauli	3	22	14	0/3	0	3/11		0/2			0/6	0	3/13	23
16	SATCHWELL Nicholas	3	13	23	0/1	0	0/5	0/1	0/2			3/4	75	0/8	0
EG			3												
Totals		6	38	16	0/4	0	3/17	0/1	0/5			3/10	30	3/23	13

**Attacks**

Team	All		Player Majority		Player Minority		Position Attacks		FB		Ind. FB		Team FB		TO	TO %
	G/Att.	%	G/Att.	%	G/Att.	%	G/Att.	%	G/Att.	%	G/Att.	%	G/Att.	%		
FAR	28/45	62	9/9	100	3/5	60	28/44	64	0/1	0			0/1	0	8	18

**Team Shots**

	Goals	Saves	Missed	Post	Blocked	Total	%	Prop %
6m Shots	5	2		1		8	63	19
Wing Shots	5	2		1		8	63	19
L R	3 2	2		1		5 3	60 67	12 7
9m Shots	5	5				10	50	24
L C R	2 3	3 2				2 6 2	100 50 0	5 14 5
7m Penalty Throws	8	1				9	89	21
Fast Breaks				1		1	0	2
Breakthroughs	5	1				6	83	14
Totals	28	11		3		42	67	100

Legend:									
%	Efficiency	2M	2-Minute Suspensions	2+2	2+2 Minute Suspensions	6m	6-metre Shots	7m	7-metre Penalty Shots
9m	9-metre Shots	AS	Assists	BS	Blocked Shots	BT	Breakthroughs	C	Center
EG	Empty Goal	FB	Fast Breaks	FTO	Fast Throw off	G/Att.	Goals/Attacks	Ind.	Individual
L	Left	NS	Near Shots	P7	Penalty 7-metre Fouls	Prop %	Proportion of Goals	R7	Received 7-metre Fouls
R	Right	RC	Red Cards (Direct and after 3rd 2-Minute Suspension)	ST	Steals	TO/TF	Turnover/Technical Faults		
TP	Time Played	Wing	Wing Shots	YC	Yellow Cards				

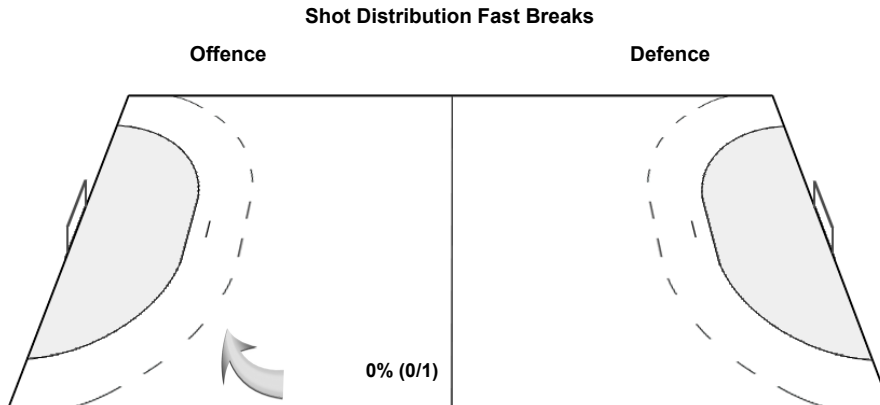
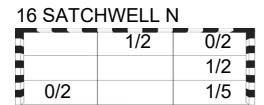

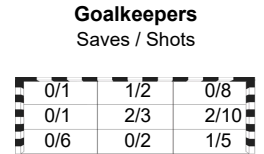
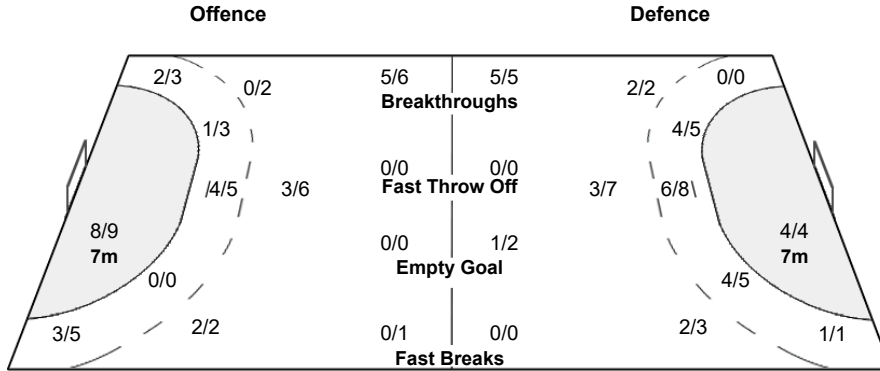

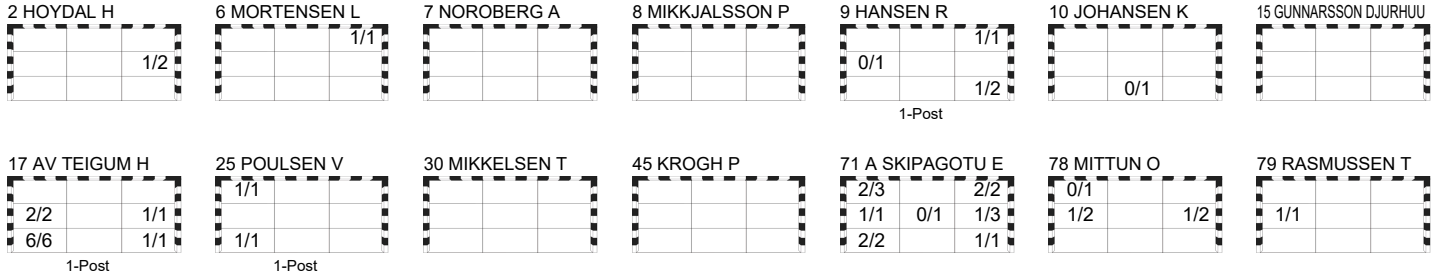
Match Team Statistics  
Match No: 23

POL 32 - 28 FAR  
(15 - 15) (17 - 13)

Referees: MARIN LORENTE Andreu (ESP) / GARCIA SERRADILLA Ignacio (ESP)

FAR - Faroe Islands

OverView of Shot Distribution



## Play by Play

Match No: 23

### POL 32 - 28 FAR

(15 - 15) (17 - 13)

Referees: MARIN LORENTE Andreu (ESP) / GARCIA SERRADILLA Ignacio (ESP)

<b>POL</b>	1 KORNECKI Mateusz	2 PRZYTULA Damian	3 DASZEK Michal	A SKORSKI Michal
	4 JEDRASZCZYK Piotr	5 OLEJNICZAK Michal	8 BIS Bartlomiej	B LIJEWSKI Marcin
	9 SICKO Szymon	11 PATEREK Pawel	12 PIETRASIK Ariel	C WICHARY Marcin
	21 SYPRZAK Kamil	22 KOSMALA Mateusz	28 GEBALA Maciej	G MORDAKA Filip
	33 SZYSZKO Jakub	34 URBANIAK Przemyslaw	44 CZAPLINSKI Mikolaj	
	50 SKRZYNIARZ Jakub			
<b>FAR</b>	1 JACOBSEN Pauli	2 HOYDAL Helgi Hildarson	6 MORTENSEN Leivur	A BREDSORFF-LARSEN Peter
	7 NOROBERG Allan	8 MIKKJALSSON Pætur	9 HANSEN Rói Berg	B JOHANSEN Julian
	10 JOHANSEN Kjartan	15 GUNNARSSON DJURHUUS Jónas	16 SATCHWELL Nicholas	C JENSEN Tom
	17 AV TEIGUM Hákun West	25 POULSEN Vilhelm	30 MIKKELSEN Tróndur	D NIELSEN Jóngero Martinsdóttir
	45 KROGH Peter	71 A SKIPAGOTU Elias Ellefsen	78 MITTUN Oli	
	79 RASMUSSEN Teis Horn			

### 1st HALF

Match Time	POL - Poland	Score	Lead	FAR - Faroe Islands
0:00	50 SKRZYNIARZ J Goalkeeper			1 JACOBSEN P Goalkeeper
0:39	9 SICKO S Goal centre 9m middle right, 118.98 km/h	1 - 0	+1	
0:51	8 BIS B 2-minutes suspension			
0:52				
1:06		1 - 1	0	25 POULSEN V Goal breakthrough top left, 111.36 km/h
1:20	3 DASZEK M for 50 SKRZYNIARZ J Empty goal			
1:25	50 SKRZYNIARZ J for 4 JEDRASZCZYK P Goalkeeper back			
2:02	9 SICKO S Goal left 6m bottom centre	2 - 1	+1	
2:14				78 MITTUN O for 1 JACOBSEN P Empty goal
2:24		2 - 2	0	71 A SKIPAGOTU E Goal breakthrough top left, 101.34 km/h
2:25				1 JACOBSEN P for 78 MITTUN O Goalkeeper back
2:33	33 SZYSZKO J for 50 SKRZYNIARZ J Empty goal			
2:38	50 SKRZYNIARZ J for 8 BIS B Goalkeeper back			
2:52				
2:59	9 SICKO S Shot centre 9m missed			
4:00	5 OLEJNICZAK M Warning (yellow card)			
4:12		2 - 3	-1	25 POULSEN V Goal right 6m bottom left (78 MITTUN O)
5:03	9 SICKO S Goal centre 9m bottom left, 116.11 km/h	3 - 3	0	
5:14				17 AV TEIGUM H Shot right wing post
5:44				45 KROGH P 2-minutes suspension
5:45				
5:50				78 MITTUN O for 1 JACOBSEN P Empty goal
6:07	4 JEDRASZCZYK P Goal breakthrough middle right, 108.26 km/h	4 - 3	+1	
6:33				1 JACOBSEN P for 9 HANSEN R Goalkeeper back
6:54		4 - 4	0	71 A SKIPAGOTU E Goal centre 9m top left, 122.76 km/h
7:06				78 MITTUN O for 1 JACOBSEN P Empty goal
7:17	21 SYPRZAK K Goal centre 6m middle right (9 SICKO S), 101.22 km/h	5 - 4	+1	
7:27				1 JACOBSEN P for 45 KROGH P Goalkeeper back
7:45				
7:47		5 - 5	0	71 A SKIPAGOTU E Goal breakthrough bottom right, 72.20 km/h
8:00	4 JEDRASZCZYK P Technical Fault			
8:16	3 DASZEK M for 50 SKRZYNIARZ J Empty goal			
8:37	8 BIS B 2-minutes suspension			
8:37	8 BIS B 7m caused			71 A SKIPAGOTU E 7m received
8:38				
8:49				71 A SKIPAGOTU E Penalty shot saved middle right
8:49		5 - 6	-1	71 A SKIPAGOTU E Goal centre 6m top right, 111.48 km/h
9:18	50 SKRZYNIARZ J for 33 SZYSZKO J Goalkeeper back			
9:18	28 GEBALA M Goal centre 6m top right (3 DASZEK M), 97.81 km/h	6 - 6	0	
9:25				8 MIKKJALSSON P for 1 JACOBSEN P Empty goal
9:32				1 JACOBSEN P for 8 MIKKJALSSON P Goalkeeper back
9:41		6 - 7	-1	71 A SKIPAGOTU E Goal breakthrough top right, 69.99 km/h
9:44	33 SZYSZKO J for 50 SKRZYNIARZ J Empty goal			
9:53	50 SKRZYNIARZ J for 33 SZYSZKO J Goalkeeper back			
10:13	3 DASZEK M Goal left 9m middle right	7 - 7	0	
10:25	3 DASZEK M 7m caused			71 A SKIPAGOTU E 7m received
10:38				
10:37		7 - 8	-1	17 AV TEIGUM H Goal Penalty shot bottom left (71 A SKIPAGOTU E)
11:39	4 JEDRASZCZYK P Goal right 6m top left	8 - 8	0	
12:18				71 A SKIPAGOTU E Shot right 9m saved middle centre
12:26				71 A SKIPAGOTU E 2-minutes suspension
12:27				

## Play by Play

Match No: 23

## POL 32 - 28 FAR

(15 - 15) (17 - 13)

### 1st HALF

Match Time	POL - Poland	Score	Lead	FAR - Faroe Islands
12:46	28 GEBALA M Shot centre 6m saved middle centre			
12:30				78 MITTUN O for 1 JACOBSEN P Empty goal
13:24				78 MITTUN O Shot centre 9m saved middle right
12:58				1 JACOBSEN P for 9 HANSEN R Goalkeeper back
14:27				
14:19				78 MITTUN O Shot right 9m saved top left
14:31	28 GEBALA M Shot centre 6m missed			
15:09		8 - 9	-1	71 A SKIPAGOTU E Goal centre 6m bottom left, 103.64 km/h
15:10	28 GEBALA M 2-minutes suspension			
15:11				
15:15	21 SYPRZAK K for 50 SKRZYNIARZ J Empty goal			
15:30	50 SKRZYNIARZ J for 33 SZYSZKO J Goalkeeper back			
15:43	3 DASZEK M Goal left 9m top right, 114.03 km/h	9 - 9	0	
15:54				8 MIKKJALSSON P for 1 JACOBSEN P Empty goal
16:12				1 JACOBSEN P for 78 MITTUN O Goalkeeper back
16:21		9 - 10	-1	2 HOYDAL H Goal centre 6m middle right (71 A SKIPAGOTU E), 93.55 km/h
16:24	21 SYPRZAK K for 50 SKRZYNIARZ J Empty goal			
16:47	50 SKRZYNIARZ J for 9 SICKO S Goalkeeper back			
17:11				
17:07	3 DASZEK M Shot left 6m saved middle centre			
17:18				8 MIKKJALSSON P for 1 JACOBSEN P Empty goal
17:33				1 JACOBSEN P for 71 A SKIPAGOTU E Goalkeeper back
17:47				71 A SKIPAGOTU E for 1 JACOBSEN P Empty goal
17:47				2 HOYDAL H Shot centre 6m saved middle right
18:15	21 SYPRZAK K 7m caused			78 MITTUN O 7m received
18:02	1 KORNECKI M for 50 SKRZYNIARZ J Goalkeeper Substitution			
18:02				1 JACOBSEN P for 8 MIKKJALSSON P Goalkeeper back
18:22		9 - 11	-2	17 AV TEIGUM H Goal Penalty shot bottom left (78 MITTUN O), 99.47 km/h
18:34	50 SKRZYNIARZ J for 1 KORNECKI M Goalkeeper Substitution			
19:00	33 SZYSZKO J 7m received			2 HOYDAL H 7m caused
19:00				2 HOYDAL H 2-minutes suspension
19:01				
19:00	21 SYPRZAK K Goal Penalty shot bottom left (33 SZYSZKO J), 115.33 km/h	10 - 11	-1	
19:12				78 MITTUN O for 1 JACOBSEN P Empty goal
20:09				71 A SKIPAGOTU E Shot centre 9m saved middle right
19:48				1 JACOBSEN P for 78 MITTUN O Goalkeeper back
20:38	21 SYPRZAK K Goal centre 6m middle right (9 SICKO S), 90.93 km/h	11 - 11	0	
20:38				25 POULSEN V 2-minutes suspension
20:40				78 MITTUN O for 1 JACOBSEN P Empty goal
21:31	34 URBANIAK P 2-minutes suspension			
21:32				
21:34				1 JACOBSEN P for 30 MIKKELSEN T Goalkeeper back
21:59				79 RASMUSSEN T Turnover
22:01	3 DASZEK M for 50 SKRZYNIARZ J Empty goal			
22:39				
22:14	50 SKRZYNIARZ J for 4 JEDRASZCZYK P Goalkeeper back			
22:40	9 SICKO S Goal left 6m middle right	12 - 11	+1	
22:57				9 HANSEN R Shot left wing saved bottom right
22:43				8 MIKKJALSSON P for 1 JACOBSEN P Empty goal
23:12				1 JACOBSEN P for 8 MIKKJALSSON P Goalkeeper back
23:16		12 - 12	0	9 HANSEN R Goal left wing top right (71 A SKIPAGOTU E), 98.80 km/h
23:32				
23:50	9 SICKO S Goal right 9m middle left, 110.98 km/h	13 - 12	+1	
24:01				8 MIKKJALSSON P for 1 JACOBSEN P Empty goal
24:18				Team timeout
24:31				1 JACOBSEN P for 78 MITTUN O Goalkeeper back
24:39		13 - 13	0	9 HANSEN R Goal left wing bottom right (71 A SKIPAGOTU E), 109.84 km/h
26:12	12 PIETRASIK A Goal right 9m top right, 117.46 km/h	14 - 13	+1	
25:33				78 MITTUN O for 1 JACOBSEN P Empty goal
26:29				16 SATCHWELL N for 78 MITTUN O Goalkeeper back
26:47		14 - 14	0	17 AV TEIGUM H Goal right wing bottom left (71 A SKIPAGOTU E), 97.82 km/h
27:03	44 CZAPLINSKI M Goal left wing middle right (4 JEDRASZCZYK P), 100.24 km/h	15 - 14	+1	
27:08				78 MITTUN O for 16 SATCHWELL N Empty goal
27:33	33 SZYSZKO J Steal			71 A SKIPAGOTU E Turnover
27:15				16 SATCHWELL N for 9 HANSEN R Goalkeeper back
27:33	33 SZYSZKO J Shot empty goal post			
27:47				9 HANSEN R for 16 SATCHWELL N Empty goal



## Play by Play

Match No: 23

### POL 32 - 28 FAR

(15 - 15) (17 - 13)

#### 1st HALF

Match Time	POL - Poland	Score	Lead	FAR - Faroe Islands
28:14	B LIJEWSKI M Warning (yellow card) bench punishment			
28:22				16 SATCHWELL N for 71 A SKIPAGOTU E Goalkeeper back
28:33				10 JOHANSEN K Shot right 6m saved bottom centre
29:13	4 JEDRASZCZYK P Shot left 9m saved top centre			
28:44				71 A SKIPAGOTU E for 16 SATCHWELL N Empty goal
29:25				16 SATCHWELL N for 78 MITTUN O Goalkeeper back
29:42		15 - 15	0	17 AV TEIGUM H Goal right wing bottom left, 103.60 km/h
30:00	12 PIETRASIK A Shot direct free throw blocked			30 MIKKELSEN T Block

#### 2nd HALF

Match Time	POL - Poland	Score	Lead	FAR - Faroe Islands
30:00	50 SKRZYNIARZ J Goalkeeper			16 SATCHWELL N Goalkeeper
30:29	34 URBANIAK P 7m caused			79 RASMUSSEN T 7m received
30:11	1 KORNECKI M for 50 SKRZYNIARZ J Goalkeeper Substitution			
30:40		15 - 16	-1	17 AV TEIGUM H Goal Penalty shot middle right (79 RASMUSSEN T), 93.56 km/h
30:40	50 SKRZYNIARZ J for 1 KORNECKI M Goalkeeper Substitution			
31:27	9 SICKO S Goal centre 9m top right, 124.74 km/h	16 - 16	0	
31:58		16 - 17	-1	78 MITTUN O Goal centre 9m middle left, 108.41 km/h
32:40	3 DASZEK M Goal breakthrough bottom right, 112.20 km/h	17 - 17	0	
32:53				9 HANSEN R Shot fast break post
33:02	21 SYPRZAK K Goal left 6m bottom right (9 SICKO S)	18 - 17	+1	
33:34				78 MITTUN O Shot breakthrough saved middle left
33:54				9 HANSEN R Shot left wing saved middle left
34:43	3 DASZEK M Shot centre 9m saved bottom right			
34:57	9 SICKO S Steal			30 MIKKELSEN T Turnover
35:07	34 URBANIAK P Turnover Fastbreak			
35:15				8 MIKKJALSSON P for 16 SATCHWELL N Empty goal
35:35	9 SICKO S 7m caused			78 MITTUN O 7m received
35:27				16 SATCHWELL N for 71 A SKIPAGOTU E Goalkeeper back
35:48		18 - 18	0	17 AV TEIGUM H Goal Penalty shot middle left (78 MITTUN O), 106.14 km/h
36:33	4 JEDRASZCZYK P 7m received			30 MIKKELSEN T 7m caused
36:48	21 SYPRZAK K Goal Penalty shot bottom right (4 JEDRASZCZYK P), 109.90 km/h	19 - 18	+1	
37:04				8 MIKKJALSSON P for 16 SATCHWELL N Empty goal
37:24				16 SATCHWELL N for 25 POULSEN V Goalkeeper back
37:43		19 - 19	0	71 A SKIPAGOTU E Goal breakthrough middle left, 87.25 km/h
38:00				78 MITTUN O for 16 SATCHWELL N Empty goal
38:00				16 SATCHWELL N for 25 POULSEN V Goalkeeper back
38:13	21 SYPRZAK K Shot centre 9m saved middle right			
38:47				71 A SKIPAGOTU E Shot centre 9m saved top left
39:40	21 SYPRZAK K Goal centre 6m top right (9 SICKO S), 97.52 km/h	20 - 19	+1	
39:54				17 AV TEIGUM H for 16 SATCHWELL N Empty goal
40:10				16 SATCHWELL N for 17 AV TEIGUM H Goalkeeper back
41:04		20 - 20	0	78 MITTUN O Goal left 9m middle right, 122.17 km/h
41:32	4 JEDRASZCZYK P Goal breakthrough top centre, 97.42 km/h	21 - 20	+1	
41:52				17 AV TEIGUM H for 16 SATCHWELL N Empty goal
42:03	33 SZYSZKO J Steal			71 A SKIPAGOTU E Turnover
42:11	33 SZYSZKO J Goal empty goal middle centre, 118.59 km/h	22 - 20	+2	
42:42	33 SZYSZKO J 7m caused			6 MORTENSEN L 7m received
42:15				16 SATCHWELL N for 78 MITTUN O Goalkeeper back
42:42	33 SZYSZKO J 2-minutes suspension			
42:43				
42:42		22 - 21	+1	17 AV TEIGUM H Goal Penalty shot bottom left (6 MORTENSEN L), 101.50 km/h
42:42	22 KOSMALA M for 50 SKRZYNIARZ J Empty goal			
43:04	50 SKRZYNIARZ J for 34 URBANIAK P Goalkeeper back			
44:08	21 SYPRZAK K Shot centre 9m post			
44:17				71 A SKIPAGOTU E for 16 SATCHWELL N Empty goal
44:23				16 SATCHWELL N for 25 POULSEN V Goalkeeper back
44:36		22 - 22	0	79 RASMUSSEN T Goal centre 6m middle left, 93.44 km/h
44:43				
45:10	9 SICKO S Goal right 6m bottom left	23 - 22	+1	
45:12				8 MIKKJALSSON P 2-minutes suspension
45:13				
45:12				17 AV TEIGUM H for 16 SATCHWELL N Empty goal
45:18				16 SATCHWELL N for 25 POULSEN V Goalkeeper back
45:30		23 - 23	0	71 A SKIPAGOTU E Goal centre 9m middle right, 80.65 km/h
46:02	21 SYPRZAK K Goal centre 6m bottom right (3 DASZEK M), 92.42 km/h	24 - 23	+1	

## Play by Play

Match No: 23

### POL 32 - 28 FAR

(15 - 15) (17 - 13)

#### 2nd HALF

Match Time	POL - Poland	Score	Lead	FAR - Faroe Islands
45:58				78 MITTUN O for 16 SATCHWELL N Empty goal
46:38	8 BIS B 7m caused			25 POULSEN V 7m received
46:38	1 KORNECKI M for 50 SKRZYNIARZ J Goalkeeper Substitution			
46:40				16 SATCHWELL N for 78 MITTUN O Goalkeeper back
46:40		24 - 24	0	17 AV TEIGUM H Goal Penalty shot bottom right (25 POULSEN V), 99.86 km/h
46:51	50 SKRZYNIARZ J for 1 KORNECKI M Goalkeeper Substitution			
47:13				
47:10	4 JEDRASZCZYK P Goal right 6m bottom left (3 DASZEK M)	25 - 24	+1	
47:18				25 POULSEN V for 16 SATCHWELL N Empty goal
48:12	34 URBANIAK P 7m caused			25 POULSEN V 7m received
48:02				1 JACOBSEN P for 78 MITTUN O Goalkeeper back
48:12	34 URBANIAK P 2-minutes suspension			
48:13				
48:12		25 - 25	0	17 AV TEIGUM H Goal Penalty shot bottom left (25 POULSEN V), 108.02 km/h
48:26	44 CZAPLINSKI M for 50 SKRZYNIARZ J Empty goal			
48:35	50 SKRZYNIARZ J for 44 CZAPLINSKI M Goalkeeper back			
49:13	3 DASZEK M 7m received			8 MIKKJALSSON P 7m caused
49:26	21 SYPRZAK K Goal Penalty shot top right (3 DASZEK M), 112.94 km/h	26 - 25	+1	
49:46				78 MITTUN O for 1 JACOBSEN P Empty goal
50:10	B LIJEWSKI M 2-minute suspension bench punishment			
49:51				1 JACOBSEN P for 25 POULSEN V Goalkeeper back
50:21		26 - 26	0	6 MORTENSEN L Goal left wing top right (71 A SKIPAGOTU E), 106.63 km/h
50:28	21 SYPRZAK K for 50 SKRZYNIARZ J Empty goal			
50:37	50 SKRZYNIARZ J for 44 CZAPLINSKI M Goalkeeper back			
50:56	9 SICKO S Goal centre 6m top right (4 JEDRASZCZYK P), 116.48 km/h	27 - 26	+1	
51:04				78 MITTUN O for 1 JACOBSEN P Empty goal
51:38				1 JACOBSEN P for 25 POULSEN V Goalkeeper back
51:37				71 A SKIPAGOTU E Technical Fault
51:49	3 DASZEK M for 50 SKRZYNIARZ J Empty goal			
52:11				
51:57	50 SKRZYNIARZ J for 34 URBANIAK P Goalkeeper back			
52:13	4 JEDRASZCZYK P Goal breakthrough bottom left, 83.53 km/h	28 - 26	+2	
52:31				71 A SKIPAGOTU E for 1 JACOBSEN P Empty goal
52:45				Team timeout
52:36				1 JACOBSEN P for 25 POULSEN V Goalkeeper back
53:21				78 MITTUN O Technical Fault
53:45	4 JEDRASZCZYK P Shot right 6m saved middle right			
53:30				17 AV TEIGUM H for 1 JACOBSEN P Empty goal
54:06				1 JACOBSEN P for 17 AV TEIGUM H Goalkeeper back
54:35		28 - 27	+1	71 A SKIPAGOTU E Goal left 9m bottom left, 116.19 km/h
55:08	9 SICKO S Goal left 6m bottom left (3 DASZEK M)	29 - 27	+2	
54:59				71 A SKIPAGOTU E for 1 JACOBSEN P Empty goal
55:39				1 JACOBSEN P for 25 POULSEN V Goalkeeper back
55:57	8 BIS B 7m caused			71 A SKIPAGOTU E 7m received
56:10		29 - 28	+1	17 AV TEIGUM H Goal Penalty shot middle left (71 A SKIPAGOTU E), 118.73 km/h
57:30	21 SYPRZAK K 7m received			17 AV TEIGUM H 7m caused
57:40	9 SICKO S Goal Penalty shot bottom centre (21 SYPRZAK K), 113.47 km/h	30 - 28	+2	
57:51				78 MITTUN O for 1 JACOBSEN P Empty goal
58:05				71 A SKIPAGOTU E Turnover
57:59				1 JACOBSEN P for 25 POULSEN V Goalkeeper back
58:32	4 JEDRASZCZYK P Goal breakthrough middle right, 91.25 km/h	31 - 28	+3	
58:39				8 MIKKJALSSON P for 1 JACOBSEN P Empty goal
58:42				1 JACOBSEN P for 78 MITTUN O Goalkeeper back
58:53				25 POULSEN V Shot right 6m post
59:08	Team timeout			
59:17	21 SYPRZAK K Goal right 6m top right (4 JEDRASZCZYK P)	32 - 28	+4	
59:28				71 A SKIPAGOTU E Turnover

### Empty Goal Analysis

Match No: 23

**POL 32 - 28 FAR**

(15 - 15) (17 - 13)

**Referees:** MARIN LORENTE Andreu (ESP) / GARCIA SERRADILLA Ignacio (ESP)

#### ATTACKS DURING OWN EMPTY GOAL SITUATION

Players on Court	Attacks		Goals		Saves		Missed		Blocked		Post		Turnovers		Scoring Efficiency		Goals Against		
	POL	FAR	POL	FAR	POL	FAR	POL	FAR	POL	FAR	POL	FAR	POL	FAR	POL	FAR	POL	FAR	
7 Against 6	2	10	2	5		1						1		4	100	50			1
6 Against 6	5	4	5	3		2									100	75			
Others		5		4									1			80			
<b>Total:</b>	<b>7</b>	<b>19</b>	<b>7</b>	<b>12</b>		<b>3</b>						<b>1</b>		<b>5</b>	<b>100</b>	<b>63</b>			<b>1</b>

#### GOALS/ATTACKS DURING OWN EMPTY GOAL SITUATION - ANALYSIS OF OCCURRENCE (in 5 min intervals)

Players on Court	1st Half												
	0-5		5-10		10-15		15-20		20-25		25-30		
	POL	FAR	POL	FAR	POL	FAR	POL	FAR	POL	FAR	POL	FAR	
7 Against 6													1/1
6 Against 6	1/1		1/1	1/1	1/1		1/1		1/1	0/1			1/2
Others		1/1		1/1			1/1		0/1				
<b>Total:</b>	<b>1/1</b>	<b>1/1</b>	<b>1/1</b>	<b>2/2</b>	<b>1/1</b>		<b>1/1</b>	<b>1/1</b>	<b>1/1</b>	<b>1/3</b>			<b>1/2</b>

Players on Court	2nd Half											
	30-35		35-40		40-45		45-50		50-55		55-60	
	POL	FAR	POL	FAR	POL	FAR	POL	FAR	POL	FAR	POL	FAR
7 Against 6				1/1		1/2			2/2	1/2		0/2
6 Against 6							2/2					
Others					1/1							
<b>Total:</b>				<b>1/1</b>		<b>2/3</b>		<b>2/2</b>	<b>2/2</b>	<b>1/2</b>		<b>0/2</b>

#### GOALS/ATTACKS DURING OWN EMPTY GOAL SITUATION - ANALYSIS BY DURATION

Team	<15 sec.	15-30 sec.	30-45 sec.	45-60 sec.	>60 sec.
POL		5/5	2/2		
FAR	1/4	4/5	3/4	1/2	3/4

#### SUBSTITUTION SUMMARY

Players	POL	FAR
Goalkeeper <-> Goalkeeper	6	0
Court Player <-> Goalkeeper	22	64
Court Player <-> Court Player	169	81
<b>Total:</b>	<b>197</b>	<b>145</b>

## Line-Up Analysis

Match No: 23

Attendance: 13.321

## POL 32 - 28 FAR

### POL - Poland

Lineup efficiency							Time Played	GF	GA
5 OLEJNICZAK M	8 BIS B	9 SICKO S	28 GEBALA M	33 SZYSZKO J	34 URBANIAK P	50 SKRZYNIARZ J	5:14	0	4
5 OLEJNICZAK M	8 BIS B	9 SICKO S	21 SYPRZAK K	33 SZYSZKO J	34 URBANIAK P	50 SKRZYNIARZ J	4:20	3	2
4 JEDRASZCZYK P	5 OLEJNICZAK M	8 BIS B	9 SICKO S	28 GEBALA M	33 SZYSZKO J	50 SKRZYNIARZ J	4:17	1	2
3 DASZEK M	4 JEDRASZCZYK P	9 SICKO S	21 SYPRZAK K	33 SZYSZKO J	34 URBANIAK P	50 SKRZYNIARZ J	4:15	4	0
4 JEDRASZCZYK P	8 BIS B	9 SICKO S	21 SYPRZAK K	28 GEBALA M	33 SZYSZKO J	50 SKRZYNIARZ J	3:19	0	1
4 JEDRASZCZYK P	5 OLEJNICZAK M	8 BIS B	9 SICKO S	21 SYPRZAK K	34 URBANIAK P	50 SKRZYNIARZ J	2:39	2	1
3 DASZEK M	4 JEDRASZCZYK P	9 SICKO S	21 SYPRZAK K	33 SZYSZKO J	44 CZAPLINSKI M	50 SKRZYNIARZ J	2:23	4	0
4 JEDRASZCZYK P	8 BIS B	9 SICKO S	28 GEBALA M	33 SZYSZKO J	34 URBANIAK P	50 SKRZYNIARZ J	2:06	0	1
5 OLEJNICZAK M	8 BIS B	12 PIETRASIK A	28 GEBALA M	33 SZYSZKO J	44 CZAPLINSKI M	50 SKRZYNIARZ J	1:59	1	1
3 DASZEK M	4 JEDRASZCZYK P	9 SICKO S	28 GEBALA M	33 SZYSZKO J	34 URBANIAK P	50 SKRZYNIARZ J	1:51	3	0
4 JEDRASZCZYK P	8 BIS B	9 SICKO S	21 SYPRZAK K	33 SZYSZKO J	34 URBANIAK P	50 SKRZYNIARZ J	1:28	2	1
4 JEDRASZCZYK P	5 OLEJNICZAK M	8 BIS B	12 PIETRASIK A	28 GEBALA M	44 CZAPLINSKI M	50 SKRZYNIARZ J	1:22	0	1
3 DASZEK M	5 OLEJNICZAK M	8 BIS B	12 PIETRASIK A	28 GEBALA M	44 CZAPLINSKI M	50 SKRZYNIARZ J	1:13	0	1
4 JEDRASZCZYK P	9 SICKO S	21 SYPRZAK K	28 GEBALA M	33 SZYSZKO J	34 URBANIAK P	50 SKRZYNIARZ J	1:12	1	0
3 DASZEK M	4 JEDRASZCZYK P	5 OLEJNICZAK M	8 BIS B	28 GEBALA M	34 URBANIAK P	50 SKRZYNIARZ J	1:08	0	1
3 DASZEK M	8 BIS B	9 SICKO S	33 SZYSZKO J	34 URBANIAK P	44 CZAPLINSKI M	50 SKRZYNIARZ J	1:08	1	1
3 DASZEK M	4 JEDRASZCZYK P	12 PIETRASIK A	28 GEBALA M	33 SZYSZKO J	44 CZAPLINSKI M	50 SKRZYNIARZ J	1:08	1	0
4 JEDRASZCZYK P	5 OLEJNICZAK M	8 BIS B	9 SICKO S	28 GEBALA M	34 URBANIAK P	50 SKRZYNIARZ J	1:06	0	0
8 BIS B	9 SICKO S	21 SYPRZAK K	28 GEBALA M	33 SZYSZKO J	34 URBANIAK P	50 SKRZYNIARZ J	1:01	1	1
5 OLEJNICZAK M	8 BIS B	9 SICKO S	28 GEBALA M	33 SZYSZKO J	44 CZAPLINSKI M	50 SKRZYNIARZ J	0:55	0	0
3 DASZEK M	4 JEDRASZCZYK P	8 BIS B	22 KOSMALA M	28 GEBALA M	33 SZYSZKO J	50 SKRZYNIARZ J	0:51	0	1
3 DASZEK M	4 JEDRASZCZYK P	8 BIS B	9 SICKO S	28 GEBALA M	34 URBANIAK P	50 SKRZYNIARZ J	0:48	2	1
4 JEDRASZCZYK P	9 SICKO S	21 SYPRZAK K	22 KOSMALA M	28 GEBALA M	33 SZYSZKO J	50 SKRZYNIARZ J	0:47	0	0
8 BIS B	9 SICKO S	21 SYPRZAK K	22 KOSMALA M	28 GEBALA M	33 SZYSZKO J	50 SKRZYNIARZ J	0:41	0	1
3 DASZEK M	8 BIS B	9 SICKO S	21 SYPRZAK K	33 SZYSZKO J	34 URBANIAK P	50 SKRZYNIARZ J	0:39	1	0
3 DASZEK M	5 OLEJNICZAK M	8 BIS B	9 SICKO S	28 GEBALA M	33 SZYSZKO J	34 URBANIAK P	0:39	0	1
3 DASZEK M	8 BIS B	9 SICKO S	21 SYPRZAK K	33 SZYSZKO J	44 CZAPLINSKI M	50 SKRZYNIARZ J	0:39	1	0
3 DASZEK M	4 JEDRASZCZYK P	8 BIS B	28 GEBALA M	33 SZYSZKO J	34 URBANIAK P	50 SKRZYNIARZ J	0:39	0	0
4 JEDRASZCZYK P	8 BIS B	21 SYPRZAK K	28 GEBALA M	33 SZYSZKO J	34 URBANIAK P	50 SKRZYNIARZ J	0:39	0	0
3 DASZEK M	4 JEDRASZCZYK P	9 SICKO S	21 SYPRZAK K	28 GEBALA M	33 SZYSZKO J	34 URBANIAK P	0:38	0	0
4 JEDRASZCZYK P	5 OLEJNICZAK M	9 SICKO S	21 SYPRZAK K	33 SZYSZKO J	34 URBANIAK P	50 SKRZYNIARZ J	0:32	0	0
3 DASZEK M	4 JEDRASZCZYK P	8 BIS B	9 SICKO S	28 GEBALA M	34 URBANIAK P	50 SKRZYNIARZ J	0:32	0	0
1 KORNECKI M	5 OLEJNICZAK M	8 BIS B	9 SICKO S	21 SYPRZAK K	33 SZYSZKO J	34 URBANIAK P	0:32	0	1
3 DASZEK M	4 JEDRASZCZYK P	8 BIS B	21 SYPRZAK K	28 GEBALA M	33 SZYSZKO J	50 SKRZYNIARZ J	0:32	0	1
1 KORNECKI M	5 OLEJNICZAK M	8 BIS B	9 SICKO S	28 GEBALA M	33 SZYSZKO J	34 URBANIAK P	0:29	0	1
3 DASZEK M	4 JEDRASZCZYK P	5 OLEJNICZAK M	21 SYPRZAK K	28 GEBALA M	33 SZYSZKO J	50 SKRZYNIARZ J	0:29	0	0
4 JEDRASZCZYK P	8 BIS B	21 SYPRZAK K	28 GEBALA M	33 SZYSZKO J	44 CZAPLINSKI M	50 SKRZYNIARZ J	0:28	1	0
3 DASZEK M	4 JEDRASZCZYK P	21 SYPRZAK K	28 GEBALA M	33 SZYSZKO J	34 URBANIAK P	50 SKRZYNIARZ J	0:26	0	0
3 DASZEK M	4 JEDRASZCZYK P	9 SICKO S	21 SYPRZAK K	22 KOSMALA M	33 SZYSZKO J	50 SKRZYNIARZ J	0:25	1	0
3 DASZEK M	5 OLEJNICZAK M	8 BIS B	9 SICKO S	21 SYPRZAK K	34 URBANIAK P	50 SKRZYNIARZ J	0:24	0	1
5 OLEJNICZAK M	8 BIS B	9 SICKO S	21 SYPRZAK K	28 GEBALA M	34 URBANIAK P	50 SKRZYNIARZ J	0:24	0	0
4 JEDRASZCZYK P	9 SICKO S	21 SYPRZAK K	22 KOSMALA M	28 GEBALA M	33 SZYSZKO J	34 URBANIAK P	0:22	0	0
4 JEDRASZCZYK P	5 OLEJNICZAK M	8 BIS B	28 GEBALA M	33 SZYSZKO J	34 URBANIAK P	50 SKRZYNIARZ J	0:19	0	0
8 BIS B	9 SICKO S	21 SYPRZAK K	28 GEBALA M	33 SZYSZKO J	44 CZAPLINSKI M	50 SKRZYNIARZ J	0:17	0	0
3 DASZEK M	4 JEDRASZCZYK P	5 OLEJNICZAK M	8 BIS B	28 GEBALA M	33 SZYSZKO J	50 SKRZYNIARZ J	0:17	0	0
3 DASZEK M	4 JEDRASZCZYK P	9 SICKO S	21 SYPRZAK K	33 SZYSZKO J	34 URBANIAK P	44 CZAPLINSKI M	0:17	0	0
3 DASZEK M	4 JEDRASZCZYK P	9 SICKO S	21 SYPRZAK K	28 GEBALA M	34 URBANIAK P	50 SKRZYNIARZ J	0:16	1	0
5 OLEJNICZAK M	8 BIS B	9 SICKO S	21 SYPRZAK K	28 GEBALA M	33 SZYSZKO J	50 SKRZYNIARZ J	0:15	0	0
3 DASZEK M	4 JEDRASZCZYK P	8 BIS B	9 SICKO S	33 SZYSZKO J	34 URBANIAK P	50 SKRZYNIARZ J	0:14	0	0
3 DASZEK M	4 JEDRASZCZYK P	8 BIS B	9 SICKO S	33 SZYSZKO J	34 URBANIAK P	44 CZAPLINSKI M	0:13	0	0
1 KORNECKI M	4 JEDRASZCZYK P	5 OLEJNICZAK M	8 BIS B	9 SICKO S	28 GEBALA M	33 SZYSZKO J	0:13	0	1
3 DASZEK M	4 JEDRASZCZYK P	8 BIS B	9 SICKO S	21 SYPRZAK K	33 SZYSZKO J	34 URBANIAK P	0:10	0	0
3 DASZEK M	4 JEDRASZCZYK P	8 BIS B	21 SYPRZAK K	28 GEBALA M	34 URBANIAK P	50 SKRZYNIARZ J	0:10	0	0
4 JEDRASZCZYK P	9 SICKO S	21 SYPRZAK K	28 GEBALA M	33 SZYSZKO J	34 URBANIAK P	44 CZAPLINSKI M	0:09	0	0
4 JEDRASZCZYK P	5 OLEJNICZAK M	9 SICKO S	28 GEBALA M	33 SZYSZKO J	34 URBANIAK P	50 SKRZYNIARZ J	0:06	0	0
3 DASZEK M	5 OLEJNICZAK M	9 SICKO S	21 SYPRZAK K	33 SZYSZKO J	44 CZAPLINSKI M	50 SKRZYNIARZ J	0:06	0	0
3 DASZEK M	4 JEDRASZCZYK P	8 BIS B	9 SICKO S	21 SYPRZAK K	34 URBANIAK P	50 SKRZYNIARZ J	0:05	0	0
3 DASZEK M	5 OLEJNICZAK M	8 BIS B	21 SYPRZAK K	28 GEBALA M	34 URBANIAK P	50 SKRZYNIARZ J	0:05	0	0
3 DASZEK M	4 JEDRASZCZYK P	8 BIS B	21 SYPRZAK K	33 SZYSZKO J	34 URBANIAK P	50 SKRZYNIARZ J	0:05	1	0
3 DASZEK M	4 JEDRASZCZYK P	5 OLEJNICZAK M	9 SICKO S	28 GEBALA M	34 URBANIAK P	50 SKRZYNIARZ J	0:04	0	1

Score development							Time Played	G Diff.
3 DASZEK M	4 JEDRASZCZYK P	9 SICKO S	21 SYPRZAK K	33 SZYSZKO J	44 CZAPLINSKI M	50 SKRZYNIARZ J	2:23	+4
3 DASZEK M	4 JEDRASZCZYK P	9 SICKO S	21 SYPRZAK K	33 SZYSZKO J	34 URBANIAK P	50 SKRZYNIARZ J	4:15	+4
3 DASZEK M	4 JEDRASZCZYK P	9 SICKO S	28 GEBALA M	33 SZYSZKO J	34 URBANIAK P	50 SKRZYNIARZ J	1:51	+3
3 DASZEK M	4 JEDRASZCZYK P	8 BIS B	21 SYPRZAK K	33 SZYSZKO J	34 URBANIAK P	50 SKRZYNIARZ J	0:05	+1
3 DASZEK M	4 JEDRASZCZYK P	9 SICKO S	21 SYPRZAK K	28 GEBALA M	34 URBANIAK P	50 SKRZYNIARZ J	0:16	+1
3 DASZEK M	4 JEDRASZCZYK P	9 SICKO S	21 SYPRZAK K	22 KOSMALA M	33 SZYSZKO J	50 SKRZYNIARZ J	0:25	+1
4 JEDRASZCZYK P	8 BIS B	21 SYPRZAK K	28 GEBALA M	33 SZYSZKO J	44 CZAPLINSKI M	50 SKRZYNIARZ J	0:28	+1

## Line-Up Analysis

Match No: 23

POL 32 - 28 FAR

### POL - Poland

Score development							Time Played	G Diff.
3 DASZEK M	8 BIS B	9 SICKO S	21 SYPRZAK K	33 SZYSZKO J	34 URBANIAK P	50 SKRZYNIARZ J	0:39	+1
3 DASZEK M	8 BIS B	9 SICKO S	21 SYPRZAK K	33 SZYSZKO J	44 CZAPLINSKI M	50 SKRZYNIARZ J	0:39	+1
3 DASZEK M	4 JEDRASZCZYK P	8 BIS B	9 SICKO S	28 GEBALA M	34 URBANIAK P	50 SKRZYNIARZ J	0:48	+1
3 DASZEK M	4 JEDRASZCZYK P	12 PIETRASIK A	28 GEBALA M	33 SZYSZKO J	44 CZAPLINSKI M	50 SKRZYNIARZ J	1:08	+1
4 JEDRASZCZYK P	9 SICKO S	21 SYPRZAK K	28 GEBALA M	33 SZYSZKO J	34 URBANIAK P	50 SKRZYNIARZ J	1:12	+1
4 JEDRASZCZYK P	8 BIS B	9 SICKO S	21 SYPRZAK K	33 SZYSZKO J	34 URBANIAK P	50 SKRZYNIARZ J	1:28	+1
4 JEDRASZCZYK P	5 OLEJNICZAK M	8 BIS B	9 SICKO S	21 SYPRZAK K	34 URBANIAK P	50 SKRZYNIARZ J	2:39	+1
5 OLEJNICZAK M	8 BIS B	9 SICKO S	21 SYPRZAK K	33 SZYSZKO J	34 URBANIAK P	50 SKRZYNIARZ J	4:20	+1
3 DASZEK M	4 JEDRASZCZYK P	8 BIS B	9 SICKO S	21 SYPRZAK K	34 URBANIAK P	50 SKRZYNIARZ J	0:05	0
3 DASZEK M	5 OLEJNICZAK M	8 BIS B	21 SYPRZAK K	28 GEBALA M	34 URBANIAK P	50 SKRZYNIARZ J	0:05	0
4 JEDRASZCZYK P	5 OLEJNICZAK M	9 SICKO S	28 GEBALA M	33 SZYSZKO J	34 URBANIAK P	50 SKRZYNIARZ J	0:06	0
3 DASZEK M	5 OLEJNICZAK M	9 SICKO S	21 SYPRZAK K	33 SZYSZKO J	44 CZAPLINSKI M	50 SKRZYNIARZ J	0:06	0
4 JEDRASZCZYK P	9 SICKO S	21 SYPRZAK K	28 GEBALA M	33 SZYSZKO J	34 URBANIAK P	44 CZAPLINSKI M	0:09	0
3 DASZEK M	4 JEDRASZCZYK P	8 BIS B	9 SICKO S	21 SYPRZAK K	33 SZYSZKO J	34 URBANIAK P	0:10	0
3 DASZEK M	4 JEDRASZCZYK P	8 BIS B	21 SYPRZAK K	28 GEBALA M	34 URBANIAK P	50 SKRZYNIARZ J	0:10	0
3 DASZEK M	4 JEDRASZCZYK P	8 BIS B	9 SICKO S	33 SZYSZKO J	34 URBANIAK P	44 CZAPLINSKI M	0:13	0
3 DASZEK M	4 JEDRASZCZYK P	8 BIS B	9 SICKO S	33 SZYSZKO J	34 URBANIAK P	50 SKRZYNIARZ J	0:14	0
5 OLEJNICZAK M	8 BIS B	9 SICKO S	21 SYPRZAK K	28 GEBALA M	33 SZYSZKO J	50 SKRZYNIARZ J	0:15	0
8 BIS B	9 SICKO S	21 SYPRZAK K	28 GEBALA M	33 SZYSZKO J	44 CZAPLINSKI M	50 SKRZYNIARZ J	0:17	0
3 DASZEK M	4 JEDRASZCZYK P	5 OLEJNICZAK M	8 BIS B	28 GEBALA M	33 SZYSZKO J	50 SKRZYNIARZ J	0:17	0
3 DASZEK M	4 JEDRASZCZYK P	9 SICKO S	21 SYPRZAK K	33 SZYSZKO J	34 URBANIAK P	44 CZAPLINSKI M	0:17	0
4 JEDRASZCZYK P	5 OLEJNICZAK M	8 BIS B	28 GEBALA M	33 SZYSZKO J	34 URBANIAK P	50 SKRZYNIARZ J	0:19	0
4 JEDRASZCZYK P	9 SICKO S	21 SYPRZAK K	22 KOSMALA M	28 GEBALA M	33 SZYSZKO J	34 URBANIAK P	0:22	0
5 OLEJNICZAK M	8 BIS B	9 SICKO S	21 SYPRZAK K	28 GEBALA M	34 URBANIAK P	50 SKRZYNIARZ J	0:24	0
3 DASZEK M	4 JEDRASZCZYK P	21 SYPRZAK K	28 GEBALA M	33 SZYSZKO J	34 URBANIAK P	50 SKRZYNIARZ J	0:26	0
3 DASZEK M	4 JEDRASZCZYK P	5 OLEJNICZAK M	21 SYPRZAK K	28 GEBALA M	33 SZYSZKO J	50 SKRZYNIARZ J	0:29	0
4 JEDRASZCZYK P	5 OLEJNICZAK M	9 SICKO S	21 SYPRZAK K	33 SZYSZKO J	34 URBANIAK P	50 SKRZYNIARZ J	0:32	0
3 DASZEK M	4 JEDRASZCZYK P	8 BIS B	9 SICKO S	28 GEBALA M	33 SZYSZKO J	34 URBANIAK P	0:32	0
3 DASZEK M	4 JEDRASZCZYK P	9 SICKO S	21 SYPRZAK K	28 GEBALA M	33 SZYSZKO J	34 URBANIAK P	0:38	0
3 DASZEK M	4 JEDRASZCZYK P	8 BIS B	28 GEBALA M	33 SZYSZKO J	34 URBANIAK P	50 SKRZYNIARZ J	0:39	0
4 JEDRASZCZYK P	8 BIS B	21 SYPRZAK K	28 GEBALA M	33 SZYSZKO J	34 URBANIAK P	50 SKRZYNIARZ J	0:39	0
4 JEDRASZCZYK P	9 SICKO S	21 SYPRZAK K	22 KOSMALA M	28 GEBALA M	33 SZYSZKO J	50 SKRZYNIARZ J	0:47	0
5 OLEJNICZAK M	8 BIS B	9 SICKO S	28 GEBALA M	33 SZYSZKO J	44 CZAPLINSKI M	50 SKRZYNIARZ J	0:55	0
8 BIS B	9 SICKO S	21 SYPRZAK K	28 GEBALA M	33 SZYSZKO J	34 URBANIAK P	50 SKRZYNIARZ J	1:01	0
4 JEDRASZCZYK P	5 OLEJNICZAK M	8 BIS B	9 SICKO S	28 GEBALA M	34 URBANIAK P	50 SKRZYNIARZ J	1:06	0
3 DASZEK M	8 BIS B	9 SICKO S	33 SZYSZKO J	34 URBANIAK P	44 CZAPLINSKI M	50 SKRZYNIARZ J	1:08	0
5 OLEJNICZAK M	8 BIS B	12 PIETRASIK A	28 GEBALA M	33 SZYSZKO J	44 CZAPLINSKI M	50 SKRZYNIARZ J	1:59	0
3 DASZEK M	4 JEDRASZCZYK P	5 OLEJNICZAK M	9 SICKO S	28 GEBALA M	34 URBANIAK P	50 SKRZYNIARZ J	0:04	-1
1 KORNECKI M	4 JEDRASZCZYK P	5 OLEJNICZAK M	8 BIS B	9 SICKO S	28 GEBALA M	33 SZYSZKO J	0:13	-1
3 DASZEK M	5 OLEJNICZAK M	8 BIS B	9 SICKO S	21 SYPRZAK K	34 URBANIAK P	50 SKRZYNIARZ J	0:24	-1
1 KORNECKI M	5 OLEJNICZAK M	8 BIS B	9 SICKO S	28 GEBALA M	33 SZYSZKO J	34 URBANIAK P	0:29	-1
1 KORNECKI M	5 OLEJNICZAK M	8 BIS B	9 SICKO S	21 SYPRZAK K	33 SZYSZKO J	34 URBANIAK P	0:32	-1
3 DASZEK M	4 JEDRASZCZYK P	8 BIS B	21 SYPRZAK K	28 GEBALA M	33 SZYSZKO J	50 SKRZYNIARZ J	0:32	-1
3 DASZEK M	5 OLEJNICZAK M	8 BIS B	9 SICKO S	28 GEBALA M	33 SZYSZKO J	34 URBANIAK P	0:39	-1
8 BIS B	9 SICKO S	21 SYPRZAK K	22 KOSMALA M	28 GEBALA M	33 SZYSZKO J	50 SKRZYNIARZ J	0:41	-1
3 DASZEK M	4 JEDRASZCZYK P	8 BIS B	22 KOSMALA M	28 GEBALA M	33 SZYSZKO J	50 SKRZYNIARZ J	0:51	-1
3 DASZEK M	4 JEDRASZCZYK P	5 OLEJNICZAK M	8 BIS B	28 GEBALA M	34 URBANIAK P	50 SKRZYNIARZ J	1:08	-1
3 DASZEK M	5 OLEJNICZAK M	8 BIS B	12 PIETRASIK A	28 GEBALA M	44 CZAPLINSKI M	50 SKRZYNIARZ J	1:13	-1
4 JEDRASZCZYK P	5 OLEJNICZAK M	8 BIS B	12 PIETRASIK A	28 GEBALA M	44 CZAPLINSKI M	50 SKRZYNIARZ J	1:22	-1
4 JEDRASZCZYK P	8 BIS B	9 SICKO S	28 GEBALA M	33 SZYSZKO J	34 URBANIAK P	50 SKRZYNIARZ J	2:06	-1
4 JEDRASZCZYK P	8 BIS B	9 SICKO S	21 SYPRZAK K	28 GEBALA M	33 SZYSZKO J	50 SKRZYNIARZ J	3:19	-1
4 JEDRASZCZYK P	5 OLEJNICZAK M	8 BIS B	9 SICKO S	28 GEBALA M	33 SZYSZKO J	50 SKRZYNIARZ J	4:17	-1
5 OLEJNICZAK M	8 BIS B	9 SICKO S	28 GEBALA M	33 SZYSZKO J	34 URBANIAK P	50 SKRZYNIARZ J	5:14	-4

Empty Net							Time Played	GF	GA
3 DASZEK M	5 OLEJNICZAK M	8 BIS B	9 SICKO S	28 GEBALA M	33 SZYSZKO J	34 URBANIAK P	0:39	0	1
3 DASZEK M	4 JEDRASZCZYK P	9 SICKO S	21 SYPRZAK K	28 GEBALA M	33 SZYSZKO J	34 URBANIAK P	0:38	0	0
3 DASZEK M	4 JEDRASZCZYK P	8 BIS B	9 SICKO S	28 GEBALA M	33 SZYSZKO J	34 URBANIAK P	0:32	0	0
4 JEDRASZCZYK P	9 SICKO S	21 SYPRZAK K	22 KOSMALA M	28 GEBALA M	33 SZYSZKO J	34 URBANIAK P	0:22	0	0
3 DASZEK M	4 JEDRASZCZYK P	9 SICKO S	21 SYPRZAK K	33 SZYSZKO J	34 URBANIAK P	44 CZAPLINSKI M	0:17	0	0
3 DASZEK M	4 JEDRASZCZYK P	8 BIS B	9 SICKO S	33 SZYSZKO J	34 URBANIAK P	44 CZAPLINSKI M	0:13	0	0
3 DASZEK M	4 JEDRASZCZYK P	8 BIS B	9 SICKO S	21 SYPRZAK K	33 SZYSZKO J	34 URBANIAK P	0:10	0	0
4 JEDRASZCZYK P	9 SICKO S	21 SYPRZAK K	28 GEBALA M	33 SZYSZKO J	34 URBANIAK P	44 CZAPLINSKI M	0:09	0	0

## Line-Up Analysis

Match No: 23

## POL 32 - 28 FAR

### FAR - Faroe Islands

Lineup efficiency		Time Played										GF	GA
6 MORTENSEN L	8 MIKKJALSSON P	17 AV TEIGUM H	25 POULSEN V	71 A SKIPAGOTU E	78 MITTUN O	79 RASMUSSEN T	3:23	0	1				
1 JACOBSEN P	9 HANSEN R	17 AV TEIGUM H	25 POULSEN V	45 KROGH P	71 A SKIPAGOTU E	79 RASMUSSEN T	2:57	2	1				
8 MIKKJALSSON P	9 HANSEN R	10 JOHANSEN K	17 AV TEIGUM H	71 A SKIPAGOTU E	78 MITTUN O	79 RASMUSSEN T	2:42	0	0				
1 JACOBSEN P	6 MORTENSEN L	8 MIKKJALSSON P	17 AV TEIGUM H	25 POULSEN V	71 A SKIPAGOTU E	79 RASMUSSEN T	2:37	2	2				
1 JACOBSEN P	9 HANSEN R	17 AV TEIGUM H	25 POULSEN V	30 MIKKELSEN T	71 A SKIPAGOTU E	79 RASMUSSEN T	2:34	3	2				
6 MORTENSEN L	8 MIKKJALSSON P	16 SATCHWELL N	25 POULSEN V	71 A SKIPAGOTU E	78 MITTUN O	79 RASMUSSEN T	2:33	1	2				
6 MORTENSEN L	8 MIKKJALSSON P	16 SATCHWELL N	17 AV TEIGUM H	25 POULSEN V	30 MIKKELSEN T	79 RASMUSSEN T	2:26	1	0				
1 JACOBSEN P	9 HANSEN R	17 AV TEIGUM H	25 POULSEN V	71 A SKIPAGOTU E	78 MITTUN O	79 RASMUSSEN T	1:59	1	1				
8 MIKKJALSSON P	9 HANSEN R	16 SATCHWELL N	17 AV TEIGUM H	25 POULSEN V	30 MIKKELSEN T	79 RASMUSSEN T	1:49	1	2				
1 JACOBSEN P	8 MIKKJALSSON P	9 HANSEN R	17 AV TEIGUM H	25 POULSEN V	71 A SKIPAGOTU E	79 RASMUSSEN T	1:43	0	1				
1 JACOBSEN P	6 MORTENSEN L	8 MIKKJALSSON P	17 AV TEIGUM H	71 A SKIPAGOTU E	78 MITTUN O	79 RASMUSSEN T	1:41	0	0				
9 HANSEN R	16 SATCHWELL N	17 AV TEIGUM H	30 MIKKELSEN T	71 A SKIPAGOTU E	78 MITTUN O	79 RASMUSSEN T	1:34	1	0				
1 JACOBSEN P	17 AV TEIGUM H	25 POULSEN V	30 MIKKELSEN T	71 A SKIPAGOTU E	78 MITTUN O	79 RASMUSSEN T	1:29	0	0				
6 MORTENSEN L	8 MIKKJALSSON P	16 SATCHWELL N	17 AV TEIGUM H	71 A SKIPAGOTU E	78 MITTUN O	79 RASMUSSEN T	1:25	1	0				
1 JACOBSEN P	9 HANSEN R	17 AV TEIGUM H	25 POULSEN V	30 MIKKELSEN T	45 KROGH P	79 RASMUSSEN T	1:21	0	1				
1 JACOBSEN P	6 MORTENSEN L	17 AV TEIGUM H	25 POULSEN V	45 KROGH P	71 A SKIPAGOTU E	79 RASMUSSEN T	1:13	0	1				
1 JACOBSEN P	9 HANSEN R	10 JOHANSEN K	17 AV TEIGUM H	25 POULSEN V	71 A SKIPAGOTU E	79 RASMUSSEN T	1:09	0	1				
1 JACOBSEN P	6 MORTENSEN L	8 MIKKJALSSON P	17 AV TEIGUM H	25 POULSEN V	78 MITTUN O	79 RASMUSSEN T	1:05	1	1				
1 JACOBSEN P	6 MORTENSEN L	8 MIKKJALSSON P	25 POULSEN V	71 A SKIPAGOTU E	78 MITTUN O	79 RASMUSSEN T	1:05	1	0				
9 HANSEN R	17 AV TEIGUM H	25 POULSEN V	45 KROGH P	71 A SKIPAGOTU E	78 MITTUN O	79 RASMUSSEN T	1:04	0	2				
1 JACOBSEN P	2 HOYDAL H	17 AV TEIGUM H	25 POULSEN V	30 MIKKELSEN T	71 A SKIPAGOTU E	78 MITTUN O	0:58	0	1				
6 MORTENSEN L	8 MIKKJALSSON P	16 SATCHWELL N	17 AV TEIGUM H	30 MIKKELSEN T	71 A SKIPAGOTU E	79 RASMUSSEN T	0:55	3	1				
1 JACOBSEN P	2 HOYDAL H	9 HANSEN R	17 AV TEIGUM H	25 POULSEN V	71 A SKIPAGOTU E	79 RASMUSSEN T	0:52	0	1				
1 JACOBSEN P	6 MORTENSEN L	17 AV TEIGUM H	25 POULSEN V	30 MIKKELSEN T	71 A SKIPAGOTU E	78 MITTUN O	0:52	0	1				
9 HANSEN R	16 SATCHWELL N	17 AV TEIGUM H	25 POULSEN V	30 MIKKELSEN T	78 MITTUN O	79 RASMUSSEN T	0:51	0	0				
1 JACOBSEN P	2 HOYDAL H	9 HANSEN R	17 AV TEIGUM H	25 POULSEN V	30 MIKKELSEN T	45 KROGH P	0:50	0	1				
6 MORTENSEN L	16 SATCHWELL N	17 AV TEIGUM H	25 POULSEN V	30 MIKKELSEN T	71 A SKIPAGOTU E	79 RASMUSSEN T	0:48	0	2				
8 MIKKJALSSON P	9 HANSEN R	10 JOHANSEN K	16 SATCHWELL N	17 AV TEIGUM H	71 A SKIPAGOTU E	79 RASMUSSEN T	0:47	1	0				
1 JACOBSEN P	8 MIKKJALSSON P	10 JOHANSEN K	17 AV TEIGUM H	30 MIKKELSEN T	71 A SKIPAGOTU E	79 RASMUSSEN T	0:44	0	1				
6 MORTENSEN L	8 MIKKJALSSON P	17 AV TEIGUM H	30 MIKKELSEN T	71 A SKIPAGOTU E	78 MITTUN O	79 RASMUSSEN T	0:42	0	0				
6 MORTENSEN L	8 MIKKJALSSON P	16 SATCHWELL N	17 AV TEIGUM H	25 POULSEN V	71 A SKIPAGOTU E	79 RASMUSSEN T	0:41	0	0				
6 MORTENSEN L	8 MIKKJALSSON P	17 AV TEIGUM H	25 POULSEN V	30 MIKKELSEN T	71 A SKIPAGOTU E	79 RASMUSSEN T	0:40	0	0				
2 HOYDAL H	8 MIKKJALSSON P	9 HANSEN R	17 AV TEIGUM H	25 POULSEN V	71 A SKIPAGOTU E	78 MITTUN O	0:39	0	0				
1 JACOBSEN P	2 HOYDAL H	17 AV TEIGUM H	25 POULSEN V	30 MIKKELSEN T	45 KROGH P	71 A SKIPAGOTU E	0:39	0	0				
1 JACOBSEN P	9 HANSEN R	10 JOHANSEN K	17 AV TEIGUM H	45 KROGH P	71 A SKIPAGOTU E	79 RASMUSSEN T	0:39	1	1				
2 HOYDAL H	9 HANSEN R	17 AV TEIGUM H	25 POULSEN V	71 A SKIPAGOTU E	78 MITTUN O	79 RASMUSSEN T	0:38	0	0				
6 MORTENSEN L	8 MIKKJALSSON P	16 SATCHWELL N	25 POULSEN V	30 MIKKELSEN T	71 A SKIPAGOTU E	79 RASMUSSEN T	0:34	0	1				
8 MIKKJALSSON P	10 JOHANSEN K	16 SATCHWELL N	17 AV TEIGUM H	71 A SKIPAGOTU E	78 MITTUN O	79 RASMUSSEN T	0:32	0	0				
8 MIKKJALSSON P	9 HANSEN R	16 SATCHWELL N	17 AV TEIGUM H	30 MIKKELSEN T	78 MITTUN O	79 RASMUSSEN T	0:29	0	0				
9 HANSEN R	17 AV TEIGUM H	25 POULSEN V	30 MIKKELSEN T	71 A SKIPAGOTU E	78 MITTUN O	79 RASMUSSEN T	0:28	0	0				
1 JACOBSEN P	6 MORTENSEN L	8 MIKKJALSSON P	17 AV TEIGUM H	25 POULSEN V	30 MIKKELSEN T	79 RASMUSSEN T	0:28	0	1				
1 JACOBSEN P	2 HOYDAL H	8 MIKKJALSSON P	9 HANSEN R	17 AV TEIGUM H	25 POULSEN V	71 A SKIPAGOTU E	0:27	1	0				
8 MIKKJALSSON P	10 JOHANSEN K	16 SATCHWELL N	17 AV TEIGUM H	30 MIKKELSEN T	71 A SKIPAGOTU E	79 RASMUSSEN T	0:27	1	1				
9 HANSEN R	10 JOHANSEN K	17 AV TEIGUM H	25 POULSEN V	71 A SKIPAGOTU E	78 MITTUN O	79 RASMUSSEN T	0:25	0	0				
1 JACOBSEN P	6 MORTENSEN L	17 AV TEIGUM H	25 POULSEN V	71 A SKIPAGOTU E	78 MITTUN O	79 RASMUSSEN T	0:25	0	1				
1 JACOBSEN P	17 AV TEIGUM H	25 POULSEN V	45 KROGH P	71 A SKIPAGOTU E	78 MITTUN O	79 RASMUSSEN T	0:24	1	0				
8 MIKKJALSSON P	9 HANSEN R	17 AV TEIGUM H	25 POULSEN V	71 A SKIPAGOTU E	78 MITTUN O	79 RASMUSSEN T	0:23	1	0				
8 MIKKJALSSON P	9 HANSEN R	10 JOHANSEN K	17 AV TEIGUM H	25 POULSEN V	71 A SKIPAGOTU E	79 RASMUSSEN T	0:23	0	0				
1 JACOBSEN P	6 MORTENSEN L	17 AV TEIGUM H	25 POULSEN V	45 KROGH P	78 MITTUN O	79 RASMUSSEN T	0:21	0	0				
1 JACOBSEN P	2 HOYDAL H	9 HANSEN R	17 AV TEIGUM H	25 POULSEN V	30 MIKKELSEN T	78 MITTUN O	0:20	1	0				
1 JACOBSEN P	8 MIKKJALSSON P	9 HANSEN R	10 JOHANSEN K	17 AV TEIGUM H	71 A SKIPAGOTU E	79 RASMUSSEN T	0:18	1	0				
8 MIKKJALSSON P	9 HANSEN R	16 SATCHWELL N	25 POULSEN V	30 MIKKELSEN T	78 MITTUN O	79 RASMUSSEN T	0:17	0	0				
9 HANSEN R	10 JOHANSEN K	17 AV TEIGUM H	25 POULSEN V	30 MIKKELSEN T	71 A SKIPAGOTU E	79 RASMUSSEN T	0:16	0	0				
1 JACOBSEN P	9 HANSEN R	17 AV TEIGUM H	25 POULSEN V	30 MIKKELSEN T	78 MITTUN O	79 RASMUSSEN T	0:15	0	0				
8 MIKKJALSSON P	9 HANSEN R	16 SATCHWELL N	17 AV TEIGUM H	25 POULSEN V	78 MITTUN O	79 RASMUSSEN T	0:15	0	0				
1 JACOBSEN P	2 HOYDAL H	8 MIKKJALSSON P	9 HANSEN R	17 AV TEIGUM H	25 POULSEN V	78 MITTUN O	0:14	0	0				
8 MIKKJALSSON P	9 HANSEN R	10 JOHANSEN K	17 AV TEIGUM H	30 MIKKELSEN T	71 A SKIPAGOTU E	79 RASMUSSEN T	0:13	0	0				
9 HANSEN R	16 SATCHWELL N	17 AV TEIGUM H	25 POULSEN V	30 MIKKELSEN T	71 A SKIPAGOTU E	79 RASMUSSEN T	0:13	0	1				
8 MIKKJALSSON P	9 HANSEN R	10 JOHANSEN K	16 SATCHWELL N	17 AV TEIGUM H	78 MITTUN O	79 RASMUSSEN T	0:12	0	0				
2 HOYDAL H	9 HANSEN R	17 AV TEIGUM H	25 POULSEN V	30 MIKKELSEN T	78 MITTUN O	79 RASMUSSEN T	0:11	0	0				
8 MIKKJALSSON P	16 SATCHWELL N	17 AV TEIGUM H	25 POULSEN V	30 MIKKELSEN T	78 MITTUN O	79 RASMUSSEN T	0:11	1	0				
1 JACOBSEN P	2 HOYDAL H	9 HANSEN R	17 AV TEIGUM H	25 POULSEN V	71 A SKIPAGOTU E	78 MITTUN O	0:10	1	0				
1 JACOBSEN P	9 HANSEN R	10 JOHANSEN K	17 AV TEIGUM H	30 MIKKELSEN T	71 A SKIPAGOTU E	79 RASMUSSEN T	0:10	0	0				
8 MIKKJALSSON P	9 HANSEN R	10 JOHANSEN K	16 SATCHWELL N	17 AV TEIGUM H	30 MIKKELSEN T	79 RASMUSSEN T	0:10	0	0				
6 MORTENSEN L	16 SATCHWELL N	17 AV TEIGUM H	30 MIKKELSEN T	71 A SKIPAGOTU E	78 MITTUN O	79 RASMUSSEN T	0:10	0	0				
1 JACOBSEN P	17 AV TEIGUM H	25 POULSEN V	30 MIKKELSEN T	45 KROGH P	71 A SKIPAGOTU E	79 RASMUSSEN T	0:09	0	0				
8 MIKKJALSSON P	9 HANSEN R	17 AV TEIGUM H	25 POULSEN V	30 MIKKELSEN T	71 A SKIPAGOTU E	79 RASMUSSEN T	0:07	0	0				
1 JACOBSEN P	17 AV TEIGUM H	25 POULSEN V	30 MIKKELSEN T	45 KROGH P	78 MITTUN O	79 RASMUSSEN T	0:05	0	0				
2 HOYDAL H	8 MIKKJALSSON P	17 AV TEIGUM H	25 POULSEN V	30 MIKKELSEN T	45 KROGH P	71 A SKIPAGOTU E	0:05	0	0				
2 HOYDAL H	8 MIKKJALSSON P	17 AV TEIGUM H	25 POULSEN V	30 MIKKELSEN T	71 A SKIPAGOTU E	78 MITTUN O	0:04	0	0				

## Line-Up Analysis

Match No: 23

Attendance: 13.321

## POL 32 - 28 FAR

### FAR - Faroe Islands

Lineup efficiency							Time Played	GF	GA
6 MORTENSEN L	17 AV TEIGUM H	25 POULSEN V	45 KROGH P	71 A SKIPAGOTU E	78 MITTUN O	79 RASMUSSEN T	0:03	0	0
9 HANSEN R	16 SATCHWELL N	17 AV TEIGUM H	25 POULSEN V	71 A SKIPAGOTU E	78 MITTUN O	79 RASMUSSEN T	0:02	0	0

Score development							Time Played	G Diff.
6 MORTENSEN L	8 MIKKJALSSON P	16 SATCHWELL N	17 AV TEIGUM H	30 MIKKELSEN T	71 A SKIPAGOTU E	79 RASMUSSEN T	0:55	+2
1 JACOBSEN P	2 HOYDAL H	9 HANSEN R	17 AV TEIGUM H	25 POULSEN V	71 A SKIPAGOTU E	78 MITTUN O	0:10	+1
8 MIKKJALSSON P	16 SATCHWELL N	17 AV TEIGUM H	25 POULSEN V	30 MIKKELSEN T	78 MITTUN O	79 RASMUSSEN T	0:11	+1
1 JACOBSEN P	8 MIKKJALSSON P	9 HANSEN R	10 JOHANSEN K	17 AV TEIGUM H	71 A SKIPAGOTU E	79 RASMUSSEN T	0:18	+1
1 JACOBSEN P	2 HOYDAL H	9 HANSEN R	17 AV TEIGUM H	25 POULSEN V	30 MIKKELSEN T	78 MITTUN O	0:20	+1
8 MIKKJALSSON P	9 HANSEN R	17 AV TEIGUM H	25 POULSEN V	71 A SKIPAGOTU E	78 MITTUN O	79 RASMUSSEN T	0:23	+1
1 JACOBSEN P	17 AV TEIGUM H	25 POULSEN V	45 KROGH P	71 A SKIPAGOTU E	78 MITTUN O	79 RASMUSSEN T	0:24	+1
1 JACOBSEN P	2 HOYDAL H	8 MIKKJALSSON P	9 HANSEN R	17 AV TEIGUM H	25 POULSEN V	71 A SKIPAGOTU E	0:27	+1
8 MIKKJALSSON P	9 HANSEN R	10 JOHANSEN K	16 SATCHWELL N	17 AV TEIGUM H	71 A SKIPAGOTU E	79 RASMUSSEN T	0:47	+1
1 JACOBSEN P	6 MORTENSEN L	8 MIKKJALSSON P	25 POULSEN V	71 A SKIPAGOTU E	78 MITTUN O	79 RASMUSSEN T	1:05	+1
6 MORTENSEN L	8 MIKKJALSSON P	16 SATCHWELL N	17 AV TEIGUM H	71 A SKIPAGOTU E	78 MITTUN O	79 RASMUSSEN T	1:25	+1
9 HANSEN R	16 SATCHWELL N	17 AV TEIGUM H	30 MIKKELSEN T	71 A SKIPAGOTU E	78 MITTUN O	79 RASMUSSEN T	1:34	+1
6 MORTENSEN L	8 MIKKJALSSON P	16 SATCHWELL N	17 AV TEIGUM H	25 POULSEN V	30 MIKKELSEN T	79 RASMUSSEN T	2:26	+1
1 JACOBSEN P	9 HANSEN R	17 AV TEIGUM H	25 POULSEN V	30 MIKKELSEN T	71 A SKIPAGOTU E	79 RASMUSSEN T	2:34	+1
1 JACOBSEN P	9 HANSEN R	17 AV TEIGUM H	25 POULSEN V	45 KROGH P	71 A SKIPAGOTU E	79 RASMUSSEN T	2:57	+1
9 HANSEN R	16 SATCHWELL N	17 AV TEIGUM H	25 POULSEN V	71 A SKIPAGOTU E	78 MITTUN O	79 RASMUSSEN T	0:02	0
6 MORTENSEN L	17 AV TEIGUM H	25 POULSEN V	45 KROGH P	71 A SKIPAGOTU E	78 MITTUN O	79 RASMUSSEN T	0:03	0
2 HOYDAL H	8 MIKKJALSSON P	17 AV TEIGUM H	25 POULSEN V	30 MIKKELSEN T	71 A SKIPAGOTU E	78 MITTUN O	0:04	0
1 JACOBSEN P	17 AV TEIGUM H	25 POULSEN V	30 MIKKELSEN T	45 KROGH P	78 MITTUN O	79 RASMUSSEN T	0:05	0
2 HOYDAL H	8 MIKKJALSSON P	17 AV TEIGUM H	25 POULSEN V	30 MIKKELSEN T	45 KROGH P	71 A SKIPAGOTU E	0:05	0
8 MIKKJALSSON P	9 HANSEN R	17 AV TEIGUM H	25 POULSEN V	30 MIKKELSEN T	71 A SKIPAGOTU E	79 RASMUSSEN T	0:07	0
1 JACOBSEN P	17 AV TEIGUM H	25 POULSEN V	30 MIKKELSEN T	45 KROGH P	71 A SKIPAGOTU E	79 RASMUSSEN T	0:09	0
1 JACOBSEN P	9 HANSEN R	10 JOHANSEN K	17 AV TEIGUM H	30 MIKKELSEN T	71 A SKIPAGOTU E	79 RASMUSSEN T	0:10	0
8 MIKKJALSSON P	9 HANSEN R	10 JOHANSEN K	16 SATCHWELL N	17 AV TEIGUM H	30 MIKKELSEN T	79 RASMUSSEN T	0:10	0
6 MORTENSEN L	16 SATCHWELL N	17 AV TEIGUM H	30 MIKKELSEN T	71 A SKIPAGOTU E	78 MITTUN O	79 RASMUSSEN T	0:10	0
2 HOYDAL H	9 HANSEN R	17 AV TEIGUM H	25 POULSEN V	30 MIKKELSEN T	78 MITTUN O	79 RASMUSSEN T	0:11	0
8 MIKKJALSSON P	9 HANSEN R	10 JOHANSEN K	16 SATCHWELL N	17 AV TEIGUM H	78 MITTUN O	79 RASMUSSEN T	0:12	0
8 MIKKJALSSON P	9 HANSEN R	10 JOHANSEN K	17 AV TEIGUM H	30 MIKKELSEN T	71 A SKIPAGOTU E	79 RASMUSSEN T	0:13	0
1 JACOBSEN P	2 HOYDAL H	8 MIKKJALSSON P	9 HANSEN R	17 AV TEIGUM H	25 POULSEN V	78 MITTUN O	0:14	0
1 JACOBSEN P	9 HANSEN R	17 AV TEIGUM H	25 POULSEN V	30 MIKKELSEN T	78 MITTUN O	79 RASMUSSEN T	0:15	0
8 MIKKJALSSON P	9 HANSEN R	16 SATCHWELL N	17 AV TEIGUM H	25 POULSEN V	78 MITTUN O	79 RASMUSSEN T	0:15	0
9 HANSEN R	10 JOHANSEN K	17 AV TEIGUM H	25 POULSEN V	30 MIKKELSEN T	71 A SKIPAGOTU E	79 RASMUSSEN T	0:16	0
8 MIKKJALSSON P	9 HANSEN R	16 SATCHWELL N	25 POULSEN V	30 MIKKELSEN T	78 MITTUN O	79 RASMUSSEN T	0:17	0
1 JACOBSEN P	6 MORTENSEN L	17 AV TEIGUM H	25 POULSEN V	45 KROGH P	78 MITTUN O	79 RASMUSSEN T	0:21	0
8 MIKKJALSSON P	9 HANSEN R	10 JOHANSEN K	17 AV TEIGUM H	25 POULSEN V	71 A SKIPAGOTU E	79 RASMUSSEN T	0:23	0
9 HANSEN R	10 JOHANSEN K	17 AV TEIGUM H	25 POULSEN V	71 A SKIPAGOTU E	78 MITTUN O	79 RASMUSSEN T	0:25	0
8 MIKKJALSSON P	10 JOHANSEN K	16 SATCHWELL N	17 AV TEIGUM H	30 MIKKELSEN T	71 A SKIPAGOTU E	79 RASMUSSEN T	0:27	0
9 HANSEN R	17 AV TEIGUM H	25 POULSEN V	30 MIKKELSEN T	71 A SKIPAGOTU E	78 MITTUN O	79 RASMUSSEN T	0:28	0
8 MIKKJALSSON P	9 HANSEN R	16 SATCHWELL N	17 AV TEIGUM H	30 MIKKELSEN T	78 MITTUN O	79 RASMUSSEN T	0:29	0
8 MIKKJALSSON P	10 JOHANSEN K	16 SATCHWELL N	17 AV TEIGUM H	71 A SKIPAGOTU E	78 MITTUN O	79 RASMUSSEN T	0:32	0
2 HOYDAL H	9 HANSEN R	17 AV TEIGUM H	25 POULSEN V	71 A SKIPAGOTU E	78 MITTUN O	79 RASMUSSEN T	0:38	0
2 HOYDAL H	8 MIKKJALSSON P	9 HANSEN R	17 AV TEIGUM H	25 POULSEN V	71 A SKIPAGOTU E	78 MITTUN O	0:39	0
1 JACOBSEN P	2 HOYDAL H	17 AV TEIGUM H	25 POULSEN V	30 MIKKELSEN T	45 KROGH P	71 A SKIPAGOTU E	0:39	0
1 JACOBSEN P	9 HANSEN R	10 JOHANSEN K	17 AV TEIGUM H	45 KROGH P	71 A SKIPAGOTU E	79 RASMUSSEN T	0:39	0
6 MORTENSEN L	8 MIKKJALSSON P	17 AV TEIGUM H	25 POULSEN V	30 MIKKELSEN T	71 A SKIPAGOTU E	79 RASMUSSEN T	0:40	0
6 MORTENSEN L	8 MIKKJALSSON P	16 SATCHWELL N	17 AV TEIGUM H	25 POULSEN V	71 A SKIPAGOTU E	79 RASMUSSEN T	0:41	0
6 MORTENSEN L	8 MIKKJALSSON P	17 AV TEIGUM H	30 MIKKELSEN T	71 A SKIPAGOTU E	78 MITTUN O	79 RASMUSSEN T	0:42	0
9 HANSEN R	16 SATCHWELL N	17 AV TEIGUM H	25 POULSEN V	30 MIKKELSEN T	78 MITTUN O	79 RASMUSSEN T	0:51	0
1 JACOBSEN P	6 MORTENSEN L	8 MIKKJALSSON P	17 AV TEIGUM H	25 POULSEN V	78 MITTUN O	79 RASMUSSEN T	1:05	0
1 JACOBSEN P	17 AV TEIGUM H	25 POULSEN V	30 MIKKELSEN T	71 A SKIPAGOTU E	78 MITTUN O	79 RASMUSSEN T	1:29	0
1 JACOBSEN P	6 MORTENSEN L	8 MIKKJALSSON P	17 AV TEIGUM H	71 A SKIPAGOTU E	78 MITTUN O	79 RASMUSSEN T	1:41	0
1 JACOBSEN P	9 HANSEN R	17 AV TEIGUM H	25 POULSEN V	71 A SKIPAGOTU E	78 MITTUN O	79 RASMUSSEN T	1:59	0
1 JACOBSEN P	6 MORTENSEN L	8 MIKKJALSSON P	17 AV TEIGUM H	25 POULSEN V	71 A SKIPAGOTU E	79 RASMUSSEN T	2:37	0
8 MIKKJALSSON P	9 HANSEN R	10 JOHANSEN K	17 AV TEIGUM H	71 A SKIPAGOTU E	78 MITTUN O	79 RASMUSSEN T	2:42	0
9 HANSEN R	16 SATCHWELL N	17 AV TEIGUM H	25 POULSEN V	30 MIKKELSEN T	71 A SKIPAGOTU E	79 RASMUSSEN T	0:13	-1
1 JACOBSEN P	6 MORTENSEN L	17 AV TEIGUM H	25 POULSEN V	71 A SKIPAGOTU E	78 MITTUN O	79 RASMUSSEN T	0:25	-1
1 JACOBSEN P	6 MORTENSEN L	8 MIKKJALSSON P	17 AV TEIGUM H	25 POULSEN V	30 MIKKELSEN T	79 RASMUSSEN T	0:28	-1
6 MORTENSEN L	8 MIKKJALSSON P	16 SATCHWELL N	25 POULSEN V	30 MIKKELSEN T	71 A SKIPAGOTU E	79 RASMUSSEN T	0:34	-1
1 JACOBSEN P	8 MIKKJALSSON P	10 JOHANSEN K	17 AV TEIGUM H	30 MIKKELSEN T	71 A SKIPAGOTU E	79 RASMUSSEN T	0:44	-1
1 JACOBSEN P	2 HOYDAL H	9 HANSEN R	17 AV TEIGUM H	25 POULSEN V	30 MIKKELSEN T	45 KROGH P	0:50	-1
1 JACOBSEN P	2 HOYDAL H	9 HANSEN R	17 AV TEIGUM H	25 POULSEN V	71 A SKIPAGOTU E	79 RASMUSSEN T	0:52	-1
1 JACOBSEN P	6 MORTENSEN L	17 AV TEIGUM H	25 POULSEN V	30 MIKKELSEN T	71 A SKIPAGOTU E	78 MITTUN O	0:52	-1
1 JACOBSEN P	2 HOYDAL H	17 AV TEIGUM H	25 POULSEN V	30 MIKKELSEN T	71 A SKIPAGOTU E	78 MITTUN O	0:58	-1
1 JACOBSEN P	9 HANSEN R	10 JOHANSEN K	17 AV TEIGUM H	25 POULSEN V	71 A SKIPAGOTU E	79 RASMUSSEN T	1:09	-1
1 JACOBSEN P	6 MORTENSEN L	17 AV TEIGUM H	25 POULSEN V	45 KROGH P	71 A SKIPAGOTU E	79 RASMUSSEN T	1:13	-1

**Line-Up Analysis**

Match No: 23

Berlin

Attendance: 13.321

**POL 32 - 28 FAR**

**FAR - Faroe Islands**

Score development								Time Played	G Diff.
1 JACOBSEN P	9 HANSEN R	17 AV TEIGUM H	25 POULSEN V	30 MIKKELSEN T	45 KROGH P	79 RASMUSSEN T	1:21	-1	
1 JACOBSEN P	8 MIKKJALSSON P	9 HANSEN R	17 AV TEIGUM H	25 POULSEN V	71 A SKIPAGOTU E	79 RASMUSSEN T	1:43	-1	
8 MIKKJALSSON P	9 HANSEN R	16 SATCHWELL N	17 AV TEIGUM H	25 POULSEN V	30 MIKKELSEN T	79 RASMUSSEN T	1:49	-1	
6 MORTENSEN L	8 MIKKJALSSON P	16 SATCHWELL N	25 POULSEN V	71 A SKIPAGOTU E	78 MITTUN O	79 RASMUSSEN T	2:33	-1	
6 MORTENSEN L	8 MIKKJALSSON P	17 AV TEIGUM H	25 POULSEN V	71 A SKIPAGOTU E	78 MITTUN O	79 RASMUSSEN T	3:23	-1	
6 MORTENSEN L	16 SATCHWELL N	17 AV TEIGUM H	25 POULSEN V	30 MIKKELSEN T	71 A SKIPAGOTU E	79 RASMUSSEN T	0:48	-2	
9 HANSEN R	17 AV TEIGUM H	25 POULSEN V	45 KROGH P	71 A SKIPAGOTU E	78 MITTUN O	79 RASMUSSEN T	1:04	-2	

Empty Net								Time Played	GF	GA
6 MORTENSEN L	8 MIKKJALSSON P	17 AV TEIGUM H	25 POULSEN V	71 A SKIPAGOTU E	78 MITTUN O	79 RASMUSSEN T	3:23	0	1	
8 MIKKJALSSON P	9 HANSEN R	10 JOHANSEN K	17 AV TEIGUM H	71 A SKIPAGOTU E	78 MITTUN O	79 RASMUSSEN T	2:42	0	0	
9 HANSEN R	17 AV TEIGUM H	25 POULSEN V	45 KROGH P	71 A SKIPAGOTU E	78 MITTUN O	79 RASMUSSEN T	1:04	0	2	
6 MORTENSEN L	8 MIKKJALSSON P	17 AV TEIGUM H	30 MIKKELSEN T	71 A SKIPAGOTU E	78 MITTUN O	79 RASMUSSEN T	0:42	0	0	
6 MORTENSEN L	8 MIKKJALSSON P	17 AV TEIGUM H	25 POULSEN V	30 MIKKELSEN T	71 A SKIPAGOTU E	79 RASMUSSEN T	0:40	0	0	
2 HOYDAL H	8 MIKKJALSSON P	9 HANSEN R	17 AV TEIGUM H	25 POULSEN V	71 A SKIPAGOTU E	78 MITTUN O	0:39	0	0	
2 HOYDAL H	9 HANSEN R	17 AV TEIGUM H	25 POULSEN V	71 A SKIPAGOTU E	78 MITTUN O	79 RASMUSSEN T	0:38	0	0	
9 HANSEN R	17 AV TEIGUM H	25 POULSEN V	30 MIKKELSEN T	71 A SKIPAGOTU E	78 MITTUN O	79 RASMUSSEN T	0:28	0	0	
9 HANSEN R	10 JOHANSEN K	17 AV TEIGUM H	25 POULSEN V	71 A SKIPAGOTU E	78 MITTUN O	79 RASMUSSEN T	0:25	0	0	
8 MIKKJALSSON P	9 HANSEN R	17 AV TEIGUM H	25 POULSEN V	71 A SKIPAGOTU E	78 MITTUN O	79 RASMUSSEN T	0:23	1	0	
8 MIKKJALSSON P	9 HANSEN R	10 JOHANSEN K	17 AV TEIGUM H	25 POULSEN V	71 A SKIPAGOTU E	79 RASMUSSEN T	0:23	0	0	
9 HANSEN R	10 JOHANSEN K	17 AV TEIGUM H	25 POULSEN V	30 MIKKELSEN T	71 A SKIPAGOTU E	79 RASMUSSEN T	0:16	0	0	
8 MIKKJALSSON P	9 HANSEN R	10 JOHANSEN K	17 AV TEIGUM H	30 MIKKELSEN T	71 A SKIPAGOTU E	79 RASMUSSEN T	0:13	0	0	
2 HOYDAL H	9 HANSEN R	17 AV TEIGUM H	25 POULSEN V	30 MIKKELSEN T	78 MITTUN O	79 RASMUSSEN T	0:11	0	0	
8 MIKKJALSSON P	9 HANSEN R	17 AV TEIGUM H	25 POULSEN V	30 MIKKELSEN T	71 A SKIPAGOTU E	79 RASMUSSEN T	0:07	0	0	
2 HOYDAL H	8 MIKKJALSSON P	17 AV TEIGUM H	25 POULSEN V	30 MIKKELSEN T	45 KROGH P	71 A SKIPAGOTU E	0:05	0	0	
2 HOYDAL H	8 MIKKJALSSON P	17 AV TEIGUM H	25 POULSEN V	30 MIKKELSEN T	71 A SKIPAGOTU E	78 MITTUN O	0:04	0	0	
6 MORTENSEN L	17 AV TEIGUM H	25 POULSEN V	45 KROGH P	71 A SKIPAGOTU E	78 MITTUN O	79 RASMUSSEN T	0:03	0	0	

Legend:  
G Diff. Goals Difference