

## Cumulative Statistics

### GRE - Greece After 3 matches

Coach: ZARAVINAS Georgios

Time outs: 7 Avg. Time outs: 2.3

| No     | Name                       | MP | Total |       |    | All Goals / Shots |     |       |       |      |      |     |       |     |    | Punishments |    |     |    | Offence |         |    | Defence |         |         | TP |
|--------|----------------------------|----|-------|-------|----|-------------------|-----|-------|-------|------|------|-----|-------|-----|----|-------------|----|-----|----|---------|---------|----|---------|---------|---------|----|
|        |                            |    | Goals | Shots | %  | 7m                | 7m% | 6m    | Wing  | BT   | FB   | FTO | 9m    | EG  | YC | RC          | 2M | 2+2 | AS | R7      | TO/TF   | ST | BS      | P7      |         |    |
| 5      | PANAGIOTOU Dimitrios       | 3  | 1     | 7     | 14 |                   |     |       |       | 0/2  |      |     | 1/5   |     |    |             |    |     | 5  | 1       | 3 / 1   |    |         | 2       | 59:19   |    |
| 6      | BOSKOS Theodoros           | 3  | 8     | 15    | 53 |                   |     |       |       | 2/2  | 1/1  |     | 5/12  |     |    |             | 1  |     | 4  |         | 2 / 2   | 1  |         |         | 1:04:32 |    |
| 8      | LIAPIS Nikolaos            | 3  | 7     | 10    | 70 |                   |     | 5/8   |       | 1/1  | 1/1  |     |       |     |    | 3           |    | 1   | 2  | / 2     | 1       |    |         | 1:23:59 |         |    |
| 11     | MALLIOS Charalampos        | 3  | 8     | 17    | 47 | 3/4               | 75  | 1/2   |       | 0/1  |      |     | 4/10  |     |    |             |    | 3   |    | 2       |         |    |         | 48:35   |         |    |
| 12     | PAPAZOGLU Eleftherios      |    |       |       |    |                   |     |       |       |      |      |     |       |     |    |             |    |     |    |         |         |    |         |         |         |    |
| 13     | MICHAILIDIS Stefanos       | 3  | 3     | 4     | 75 |                   |     | 1/2   | 1/1   | 1/1  |      |     |       |     |    |             |    |     | 3  |         |         | 1  | 1       |         | 1:13:50 |    |
| 14     | PASSIAS Nikolaos           | 3  | 1     | 5     | 20 |                   |     |       |       | 1/1  |      | 0/1 | 0/3   |     |    | 3           |    | 3   | 1  | 1       |         |    |         |         | 1:13:17 |    |
| 15     | TOSKAS Achilleas           | 3  | 10    | 19    | 53 |                   |     | 0/1   |       | 2/2  |      |     | 8/16  |     |    |             |    | 4   | 1  | 6 / 2   |         |    | 2       |         | 1:41:29 |    |
| 16     | BOUKOVINAS Petros          | 3  |       |       |    |                   |     |       |       |      |      |     |       |     |    |             |    |     | 2  |         | 1       |    |         |         | 2:30:20 |    |
| 18     | PAPAVASILIS Georgios       | 3  | 2     | 5     | 40 |                   |     | 0/1   | 2/4   |      |      |     |       |     |    | 1           |    |     |    |         |         |    |         |         | 1:13:40 |    |
| 19     | KARAMPOURNIOTIS Panagiotis |    |       |       |    |                   |     |       |       |      |      |     |       |     |    |             |    |     |    |         |         |    |         |         |         |    |
| 20     | PAPAZOGLU Athanasios       |    |       |       |    |                   |     |       |       |      |      |     |       |     |    |             |    |     |    |         |         |    |         |         |         |    |
| 21     | TZIRAS Dimitrios           | 3  | 1     | 5     | 20 | 1/2               | 50  |       | 0/3   |      |      |     |       |     |    |             |    |     | 1  |         | / 1     |    |         |         | 1:01:51 |    |
| 24     | KANDYLAS Petros            | 3  | 0     | 1     | 0  |                   |     | 0/1   |       |      |      |     |       |     |    |             | 2  |     | 4  |         | / 1     | 1  | 3       | 2       | 1:06:34 |    |
| 28     | PAPADIONYSIOU Anastasios   | 3  | 6     | 7     | 86 |                   |     | 4/5   |       |      | 1/1  | 1/1 |       |     |    | 2           |    | 1   | 1  |         |         |    |         |         | 1:08:23 |    |
| 38     | ARAMPATZIS Evangelos       | 3  | 3     | 8     | 38 |                   |     | 1/2   | 1/3   |      | 1/1  |     | 0/2   |     |    |             |    |     |    |         | / 1     | 1  |         |         | 1:54:21 |    |
| 40     | PAPANTONOPOULOS Panagiotis | 3  | 0     | 1     | 0  |                   |     |       |       |      |      |     | 0/1   |     |    |             |    |     |    |         | 1       |    |         |         | 18:58   |    |
| 77     | SAVVAS Savvas              | 3  | 8     | 22    | 36 | 0/2               | 0   | 0/4   |       |      | 1/1  |     | 7/15  |     |    |             |    | 3   | 1  | 5 / 1   |         |    |         |         | 1:38:03 |    |
| 99     | KEDERIS Christos           | 3  | 14    | 18    | 78 |                   |     |       | 7/9   |      | 3/5  | 4/4 |       |     |    |             |    |     |    | 1       | 2 / 1   | 1  | 1       |         | 1:42:49 |    |
| Team   |                            |    |       |       |    |                   |     |       |       |      |      |     |       |     |    | 1           |    |     |    |         |         | 2  |         |         |         |    |
| Totals |                            |    | 72    | 144   | 50 | 4/8               | 50  | 12/26 | 11/20 | 7/10 | 8/10 | 5/6 | 25/63 | 0/1 | 1  | 0           | 12 | 0   | 34 | 8       | 23 / 14 | 6  | 3       | 8       |         |    |

| No     | Name                       | MP | Total |       |    | All Saves / Shots |     |      |      |     |      |     |       |     |       |     |  |  |  |  |  |  |  |  |  |
|--------|----------------------------|----|-------|-------|----|-------------------|-----|------|------|-----|------|-----|-------|-----|-------|-----|--|--|--|--|--|--|--|--|--|
|        |                            |    | Saves | Shots | %  | 7m                | 7m% | 6m   | Wing | BT  | FB   | FTO | 9m    | 9m% | NS    | NS% |  |  |  |  |  |  |  |  |  |
| 12     | PAPAZOGLU Eleftherios      |    |       |       |    |                   |     |      |      |     |      |     |       |     |       |     |  |  |  |  |  |  |  |  |  |
| 16     | BOUKOVINAS Petros          | 3  | 24    | 109   | 22 | 1/7               | 14  | 7/29 | 4/11 | 0/7 | 1/15 | 0/1 | 11/38 | 29  | 11/47 | 23  |  |  |  |  |  |  |  |  |  |
| 40     | PAPANTONOPOULOS Panagiotis | 3  | 3     | 13    | 23 |                   |     |      | 0/1  | 0/1 | 1/2  |     | 2/9   | 22  | 0/2   | 0   |  |  |  |  |  |  |  |  |  |
| EG     |                            |    |       | 5     |    |                   |     |      |      |     |      |     |       |     |       |     |  |  |  |  |  |  |  |  |  |
| Totals |                            |    | 27    | 127   | 21 | 1/8               | 13  | 7/30 | 4/12 | 0/8 | 2/18 | 0/2 | 13/47 | 28  | 11/50 | 22  |  |  |  |  |  |  |  |  |  |

### Attacks

| Team | All    |    | Player Majority |    | Player Minority |    | Position Attacks |    | FB     |    | Ind. FB |     | Team FB |    | TO | TO % |
|------|--------|----|-----------------|----|-----------------|----|------------------|----|--------|----|---------|-----|---------|----|----|------|
|      | G/Att. | %  | G/Att.          | %  | G/Att.          | %  | G/Att.           | %  | G/Att. | %  | G/Att.  | %   | G/Att.  | %  |    |      |
| GRE  | 72/167 | 43 | 5/13            | 38 | 6/13            | 46 | 59/148           | 40 | 8/12   | 67 | 1/1     | 100 | 7/11    | 64 | 37 | 22   |

|  |                           |                                 |   |                                  |                                 |
|--|---------------------------|---------------------------------|---|----------------------------------|---------------------------------|
| <b>Legend:</b>   | % Efficiency              | <b>2M</b> 2-Minute Suspensions  | <b>2+2</b> 2+2 Minute Suspensions       | <b>6m</b> 6-metre Shots          | <b>7m</b> 7-metre Penalty Shots |
| <b>9m</b> 9-metre Shots  | <b>AS</b> Assists         | <b>BS</b> Blocked Shots         | <b>BT</b> Breakthroughs                 | <b>EG</b> Empty Goal             | <b>MP</b> Matches Played        |
| <b>FB</b> Fast Breaks  | <b>FTO</b> Fast Throw off | <b>G/Att.</b> Goals/Attacks     | <b>Ind.</b> Individual                  | <b>R7</b> Received 7-metre Fouls | <b>TP</b> Time Played           |
| <b>N/A</b> not applicable                                      | <b>NS</b> Near Shots      | <b>P7</b> Penalty 7-metre Fouls | <b>TO/TF</b> Turnovers/Technical Faults |                                  |                                 |
| <b>RC</b> Red Cards (Direct and after 3rd 2-Minute Suspension) | <b>ST</b> Steals          |                                 |   |                                  |                                 |
| <b>Wing</b> Wing Shots   | <b>YC</b> Yellow Cards    |                                 |   |                                  |                                 |

Cumulative Statistics

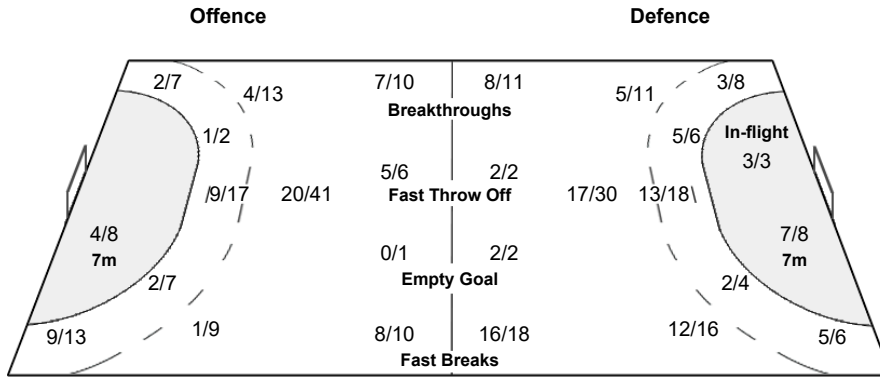
GRE - Greece  
After 3 matches

OverView of Shot Distribution

**Team**  
Goals / Shots

|       |      |       |
|-------|------|-------|
| 11/14 | 5/10 | 8/12  |
| 8/20  | 1/9  | 7/16  |
| 16/20 | 5/9  | 11/13 |

11-Missed 4-Post 6-Blocked



**Goalkeepers**  
Saves / Shots

|      |      |      |
|------|------|------|
| 6/24 | 4/7  | 2/23 |
| 1/9  | 2/4  | 2/8  |
| 4/20 | 2/10 | 4/22 |

12 PAPAZOGLOU E

|  |  |  |
|--|--|--|
|  |  |  |
|  |  |  |
|  |  |  |

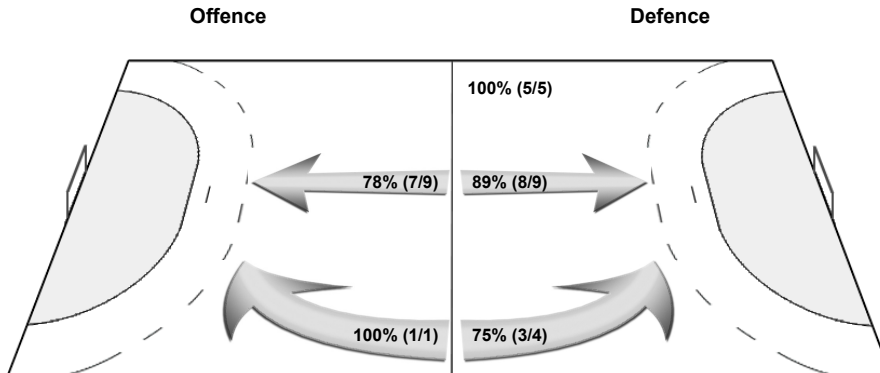
16 BOUKOVINAS P

|      |     |      |
|------|-----|------|
| 5/22 | 4/6 | 1/20 |
| 1/8  | 2/3 | 2/8  |
| 4/15 | 2/8 | 3/19 |

40 PAPANTONOPOULOS P

|     |     |     |
|-----|-----|-----|
| 1/2 | 0/1 | 1/2 |
| 0/1 |     |     |
| 0/4 |     | 1/3 |

Shot Distribution Fast Breaks

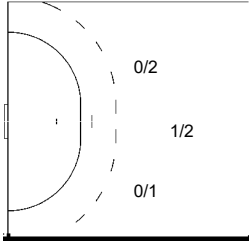


**Cumulative Statistics**

**GRE - Greece**  
After 3 matches

**Players Shot Distribution**  
Goals / Shots

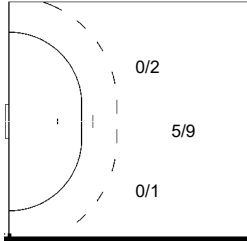
5 PANAGIOTOU Dimitrios



|     |     |
|-----|-----|
| 0/1 | 0/1 |
|     | 1/2 |
| 0/1 |     |

2-Blocked  
0/2 Breakthroughs

6 BOSKOS Theodoros



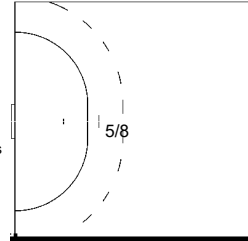
|     |     |
|-----|-----|
| 2/2 |     |
| 0/3 | 2/2 |
| 0/1 | 0/1 |

1-Missed  
1/1 Fast Breaks

|     |     |
|-----|-----|
| 4/4 |     |
|     | 2/2 |
|     |     |

1-Blocked  
2/2 Breakthroughs

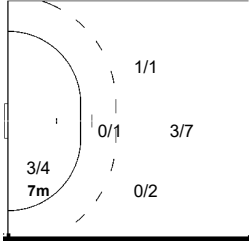
8 LIAPIS Nikolaos



|     |     |
|-----|-----|
| 2/2 | 1/1 |
| 0/2 | 2/3 |
| 1/1 | 1/1 |

1/1 Fast Breaks  
1/1 Breakthroughs

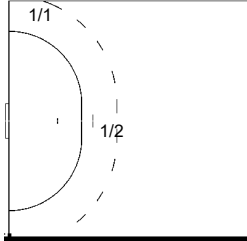
11 MALLIOS Charalampos



|     |     |     |
|-----|-----|-----|
| 2/2 | 1/1 | 2/2 |
| 0/4 |     | 0/2 |
| 2/2 | 1/1 |     |

3-Missed  
0/1 Breakthroughs

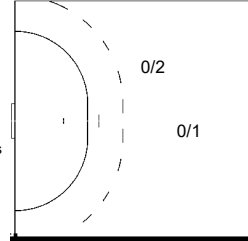
13 MICHALIDIS Stefanos



|     |     |
|-----|-----|
| 1/1 |     |
|     | 1/1 |
| 1/1 |     |

1-Missed  
1/1 Breakthroughs

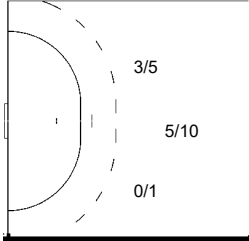
14 PASSIAS Nikolaos



|     |     |
|-----|-----|
| 1/1 |     |
|     | 0/1 |
|     |     |

1-Missed 1-Post  
1/1 Breakthroughs

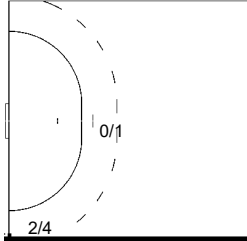
15 TOSKAS Achilleas



|     |     |     |
|-----|-----|-----|
| 1/1 |     | 1/2 |
| 1/1 | 1/1 | 0/2 |
| 2/4 | 0/1 | 4/5 |

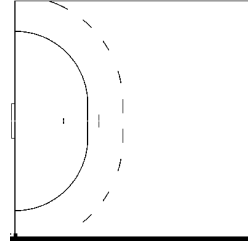
1-Missed  
1-Blocked  
2/2 Breakthroughs

18 PAPAVALISIS Georgios



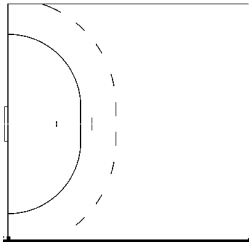
|     |     |
|-----|-----|
| 0/2 | 1/1 |
| 0/1 |     |
|     | 1/1 |

19 KARAMPOURNIOTIS Panagiotis



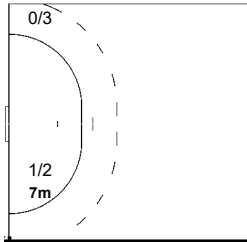
|  |  |  |
|--|--|--|
|  |  |  |
|  |  |  |
|  |  |  |

20 PAPAZOGLOU Athanasios



|  |  |  |
|--|--|--|
|  |  |  |
|  |  |  |
|  |  |  |

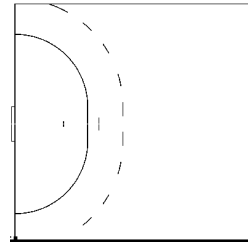
21 TZIRAS Dimitrios



|     |     |
|-----|-----|
| 1/1 |     |
| 0/1 | 0/2 |
|     |     |

1-Post

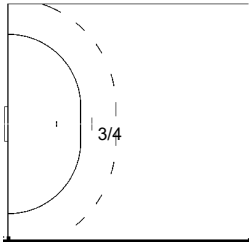
24 KANDYLAS Petros



|  |  |  |
|--|--|--|
|  |  |  |
|  |  |  |
|  |  |  |

1-Post

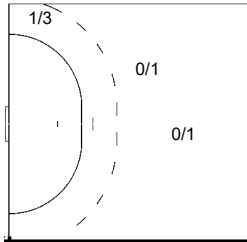
28 PAPADIONYSIOU Anastasios



|     |     |
|-----|-----|
| 1/1 |     |
| 1/2 |     |
| 2/2 | 2/2 |

1/1 Fast Breaks

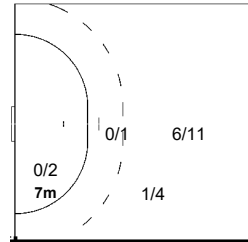
38 ARAMPATZIS Evangelos



|     |     |
|-----|-----|
| 1/2 | 0/2 |
| 2/3 |     |
|     |     |

1-Missed  
1/1 Fast Breaks

77 SAVVAS Savvas



|     |     |     |
|-----|-----|-----|
| 2/4 | 1/3 | 1/3 |
| 2/4 | 0/2 |     |
| 1/1 |     | 1/1 |

2-Missed 1-Post  
1/1 Breakthroughs