

## Results

Herning

Match No: 1

Attendance: 5.820

### GER 30 - 27 AUT

(12 - 8) (18 - 19)

Referees: PAVICEVIC Ivan (MNE) / RAZNATOVIC Milos (MNE)

#### Germany

Coach: GISLASON Alfred

Time outs: 3

No.	Name	Total		Goals / Shots						Punishments			TP			
		G/S	%	7m	6m	Wing	BT	FB	FTO	9m	EG	YC		RC	2M	
1	SPÄTH David															5:38
4	GOLLA Johannes	7/8	88		5/5						2/3	1		1		51:52
5	SCHLÜROFF Miro	4/4	100				1/1	1/1		2/2					1	22:31
13	LANGHOFF Matthes															16:16
14	HASELER Mathis															
15	KNORR Juri	3/8	38				0/2	1/1	0/1	2/4						21:53
17	ZERBE Lukas	6/8	75	3/4	1/2	2/2										50:20
18	KÖSTER Julian	3/7	43		1/1		1/2			1/3	0/1					44:08
23	USCINS Renars	4/7	57		3/4		1/1			0/2						33:47
30	KIESLER Tom														1	27:42
32	SEMPER Franz	0/1	0							0/1						9:27
33	WOLFF Andreas	0/1	0								0/1					51:16
36	MERTENS Lukas	2/2	100			2/2										56:20
54	FISCHER Justus															7:27
71	GRGIC Marko	1/5	20	0/1						1/4						15:23
80	KOHLBACHER Jannik															
Totals		30/51	59	3/5	10/12	4/4	3/6	2/2	0/1	6/16	2/5	1			3	60:00

No.	Name	Total		Saves / Shots												
		S/S	%	7m	6m	Wing	BT	FB	FTO	9m						
1	SPÄTH David	0/5	0	0/1	0/1	0/1		0/1		0/1						
33	WOLFF Andreas	12/34	35	1/4	1/3	3/10	1/8	0/2								6/7
Totals		12/39	31	1/5	1/4	3/11	1/8	0/3								6/8

#### Austria

Coach: ROMERO Iker

Time outs: 3

No.	Name	Total		Goals / Shots						Punishments			TP			
		G/S	%	7m	6m	Wing	BT	FB	FTO	9m	EG	YC		RC	2M	
6	MAHR Markus															0:37
7	BOZOVIC Janko	1/2	50							1/2						8:34
18	PETRUSIC Emanuel															
19	MOSER Nils															2:31
20	FRIMMEL Sebastian	9/11	82	4/5	1/1	2/3		2/2						1		55:10
23	BELOS Nemanja	0/1	0							0/1						17:42
26	HERBURGER Lukas											1		1		50:27
30	ZIVKOVIC Boris	0/2	0					0/1		0/1						14:47
45	DAMBOCK Eric															2:13
51	BERGMANN Leon															7:49
53	BILYK Nikola	1/6	17					1/1		0/5						36:35
55	WAGNER Tobias	2/3	67		2/3											20:59
57	NIGG Jakob	7/9	78				6/8								1	52:38
66	KOFLER Elias	1/1	100					1/1							2	45:50
72	HUTECEK Lukas	6/10	60					5/5								55:16
98	MOSTL Constantin									1/5						38:52
Totals		27/45	60	4/5	3/4	8/11	7/8	3/3		2/14		1			5	60:00

No.	Name	Total		Saves / Shots												
		S/S	%	7m	6m	Wing	BT	FB	FTO	9m						
51	BERGMANN Leon	2/9	22		0/3	0/2	2/2	0/1		0/1						
98	MOSTL Constantin	7/28	25	0/3	1/8	0/2	1/4	0/1	1/1	4/9						
EG		2														
Totals		9/39	23	0/3	1/11	0/4	3/6	0/2	1/1	4/10						

#### Attacks

Team:	All		Player Majority		Player Minority		Position Attacks		FB		Ind. FB		Team FB		Att. Dur. (min)	Turnover		
	G/Att.	%	G/Att.	%	G/Att.	%	G/Att.	%	G/Att.	%	G/Att.	%	G/Att.	%		All	%	TOFB
GER	30/52	58	2/6	33	4/5	80	26/43	60	2/3	67			2/3	67	0:33	4	8	1
AUT	27/52	52	4/6	67	3/3	100	24/48	50	3/4	75			3/4	75	0:36	11	21	1

**Legend:**

%	Efficiency	2M	2-Minute Suspensions	7m	7-metre Penalty Shots	9m	9-metre Shots
Att. Dur.	Average Attack Duration	BT	Breakthroughs	FB	Fast Breaks	FTO	Fast Throw off
G/Att.	Goals/Attacks	G/S	Goals/Shots	No.	Uniform Number		
RC	Red Cards (Direct and after Third 2-Minute Suspension)	S/S	Saves/Shots	TP	Time Played		
TOFB	Turnover during Fast Breaks			Wing	Wing Shots		

#### OFFICIAL PARTNERS



#### EHF PARTNERS



#### NATIONAL SUPPLIERS



## Match Team Statistics

Herning

Match No: 1

**GER 30 - 27 AUT**  
(12 - 8) (18 - 19)

Referees: PAVICEVIC Ivan (MNE) / RAZNATOVIC Milos (MNE)

### GER - Germany

Coach: GISLASON Alfred (ISL)

Time outs: 3

No.	Name	Total		All Goals / Shots							Punishments				Offence			Defence			TP		
		G/S	%	7m	7m%	6m	Wing	BT	FB	FTO	9m	EG	YC	RC	2M	2+2	AS	R7	TO/TF	ST		BS	P7
1	SPÄTH David																						5:38
4	GOLLA Johannes	7/8	88			5/5																	51:52
5	SCHLURUFF Miro	4/4	100						1/1	1/1				2/2									22:31
13	LANGHOFF Matthes																						16:16
14	HÄSELER Mathis																						
15	KNORR Juri	3/8	38						0/2	1/1	0/1		2/4										21:53
17	ZERBE Lukas	6/8	75	3/4	75	1/2	2/2																50:20
18	KÖSTER Julian	3/7	43			1/1			1/2				1/3	0/1									44:08
23	USCINS Renars	4/7	57			3/4			1/1				0/2										33:47
30	KIESLER Tom																						27:42
32	SEMPER Franz	0/1	0										0/1										9:27
33	WOLFF Andreas	0/1	0										0/1										51:16
36	MERTENS Lukas	2/2	100				2/2																56:20
54	FISCHER Justus																						7:27
71	GRGIC Marko	1/5	20	0/1	0								1/4										15:23
80	KOHLBACHER Jannik																						
Bench/Team																							1
Totals		30/51	59	3/5	60	10/12	4/4	3/6	2/2	0/1	6/16	2/5	1	3	18	5	1	3	3	5	5		

No.	Name	Total		All Saves / Shots										
		S/S	%	7m	7m%	Near Shots					FB	FTO	9m	9m%
				All	All%	6m	Wing	BT						
1	SPÄTH David	0/5	0	0/1	0	0/2	0	0/1	0/1		0/1		0/1	0
33	WOLFF Andreas	12/34	35	1/4	25	5/21	24	1/3	3/10	1/8	0/2		6/7	86
Totals		12/39	31	1/5	20	5/23	22	1/4	3/11	1/8	0/3		6/8	75

### Attacks

Team	All		Player Majority		Player Minority		Position Attacks		FB		Ind. FB		Team FB		Att. Dur. (min)	Turnover		
	G/Att.	%	G/Att.	%	G/Att.	%	G/Att.	%	G/Att.	%	G/Att.	%	G/Att.	%		All	%	TOFB
GER	30/52	58	2/6	33	4/5	80	26/43	60	2/3	67			2/3	67	0:33	4	8	1

### Team Shots

	Goals	Saves	Missed	Post	Blocked	Total	G/S %	Prop %
6m Shots	10	1		1		12	83	24
Wing Shots	4					4	100	8
L R	2 2					2 2	100 100	4 4
9m Shots	6	4	3	1	2	16	38	31
L C R	1 5	3 1	2 1	1	2	4 11 1	25 45 0	8 22 2
7m Penalty Throws	3		1	1		5	60	10
Fast Breaks	2					2	100	4
Breakthroughs	3	3				6	50	12
Fast Throw Offs		1				1	0	2
Empty Goals	2		3			5	40	10
Totals	30	9	7	3	2	51	59	100

Legend:			
%	Efficiency	2M	2-Minute Suspensions
9m	9-metre Shots	AS	Assists
C	Center	EG	Empty Goal
G/S	Goals/Shots	Ind.	Individual
R7	Received 7-metre Fouls	R	Right
ST	Steals	TO/TF	Turnover/Technical Fouls
Wing	Wing Shots	YC	Yellow Cards
2+2	2+2 Minute Suspensions	6m	6-metre Shots
Att. Dur.	Average Attack Duration	BS	Blocked Shots
FB	Fast Breaks	FTO	Fast Throw off
L	Left	P7	Penalty 7-metre Fouls
RC	Red Cards (Direct and after 3rd 2-Minute Suspension)	Prop %	Proportion of Shots
TOFB	Turnover during Fast Breaks	S/S	Saves/Shots
		TP	Time Played

#### OFFICIAL PARTNERS



#### EHF PARTNERS



#### NATIONAL SUPPLIERS



### Preliminary Round - Group A

Herning

### Match Team Statistics

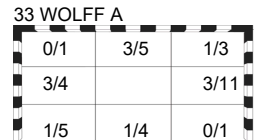
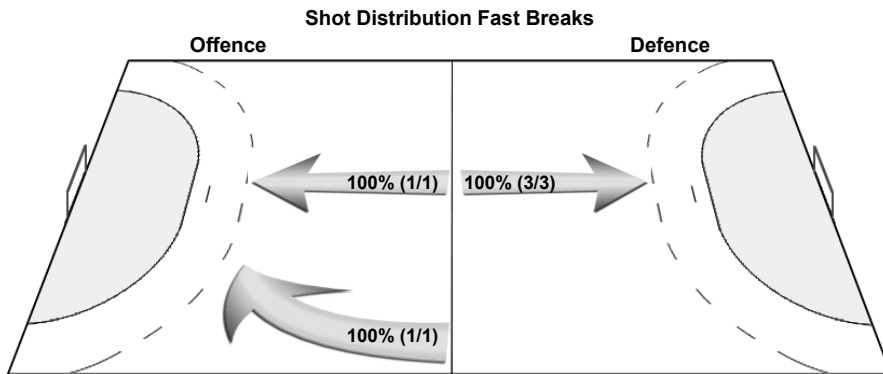
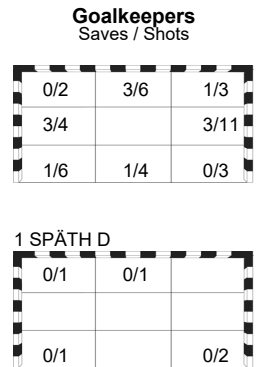
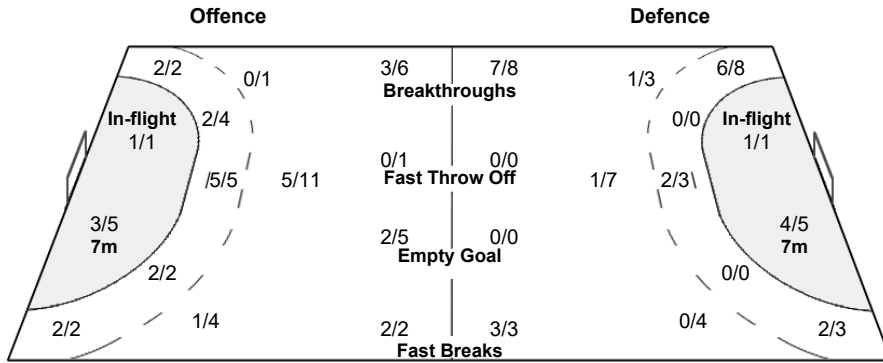

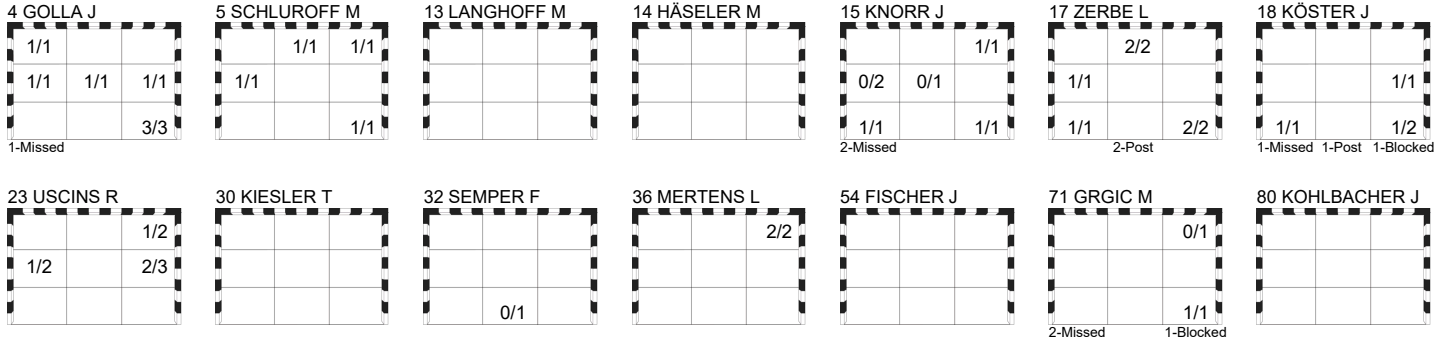
Match No: 1

**GER 30 - 27 AUT**  
(12 - 8) (18 - 19)

Referees: PAVICEVIC Ivan (MNE) / RAZNATOVIC Milos (MNE)

**GER - Germany**

### Overview of Shot Distribution



OFFICIAL PARTNERS



EHF PARTNERS



NATIONAL SUPPLIERS



## Match Team Statistics

Match No: 1

### GER 30 - 27 AUT

(12 - 8) (18 - 19)

Referees: PAVICEVIC Ivan (MNE) / RAZNATOVIC Milos (MNE)

### AUT - Austria

Coach: ROMERO Iker (ESP)

Time outs: 3

No.	Name	Total		All Goals / Shots							Punishments				Offence			Defence			TP		
		G/S	%	7m	7m%	6m	Wing	BT	FB	FTO	9m	EG	YC	RC	2M	2+2	AS	R7	TO/TF	ST		BS	P7
6	MAHR Markus																						0:37
7	BOZOVIC Janko	1/2	50								1/2												8:34
18	PETRUSIC Emanuel																						
19	MOSER Nils																						2:31
20	FRIMMEL Sebastian	9/11	82	4/5	80	1/1	2/3			2/2				1				1			1		55:10
23	BELOS Nemanja	0/1	0								0/1						1		2				17:42
26	HERBURGER Lukas												1	1		2				1	2		50:27
30	ZIVKOVIC Boris	0/2	0							0/1						1	1				1		14:47
45	DAMBÖCK Eric																						2:13
51	BERGMANN Leon																						7:49
53	BILYK Nikola	1/6	17					1/1			0/5					2	1	2 / 1					36:35
55	WAGNER Tobias	2/3	67			2/3										1	1						20:59
57	NIGG Jakob	7/9	78				6/8			1/1				1	1						1		52:38
66	KOFLER Elias	1/1	100							1/1					2	7	1	3					45:50
72	HUTECEK Lukas	6/10	60							5/5						3	1	1				1	55:16
98	MÖSTL Constantin																	1					38:52
Totals		27/45	60	4/5	80	3/4	8/11	7/8	3/3		2/14			1	5	18	5	10 / 1			2	5	

No.	Name	Total		All Saves / Shots										
		S/S	%	7m	7m%	Near Shots			FB	FTO	9m	9m%		
				All	All%	6m	Wing	BT						
51	BERGMANN Leon	2/9	22	2/7	29	0/3	0/2	2/2	0/1	0/1	0/1	0		
98	MÖSTL Constantin	7/28	25	0/3	0	2/14	14	1/8	0/2	1/4	0/1	4/9	44	
EG		2												
Totals		9/39	23	0/3	0	4/21	19	1/11	0/4	3/6	0/2	1/1	4/10	40

### Attacks

Team	All		Player Majority		Player Minority		Position Attacks		FB		Ind. FB		Team FB		Att. Dur. (min)	Turnover		
	G/Att.	%	G/Att.	%	G/Att.	%	G/Att.	%	G/Att.	%	G/Att.	%	G/Att.	%		All	%	TOFB
AUT	27/52	52	4/6	67	3/3	100	24/48	50	3/4	75			3/4	75	0:36	11	21	1

### Team Shots

	Goals	Saves	Missed	Post	Blocked	Total	G/S %	Prop %
6m Shots	3	1				4	75	9
Wing Shots	8	3				11	73	24
L R	2 6	1 2				3 8	67 75	7 18
9m Shots	2	6	1		5	14	14	31
L C R	1 1	2 3 1	1		2 2 1	4 7 3	0 14 33	9 16 7
7m Penalty Throws	4	1				5	80	11
Fast Breaks	3					3	100	7
Breakthroughs	7	1				8	88	18
Fast Throw Offs								0
Empty Goals								0
Totals	27	12	1		5	45	60	100

Legend:			
%	Efficiency	2M	2-Minute Suspensions
9m	9-metre Shots	AS	Assists
C	Center	EG	Empty Goal
G/S	Goals/Shots	Ind.	Individual
R7	Received 7-metre Fouls	R	Right
ST	Steals	TO/TF	Turnover/Technical Fouls
Wing	Wing Shots	YC	Yellow Cards
2+2	2+2 Minute Suspensions	6m	6-metre Shots
Att. Dur.	Average Attack Duration	BS	Blocked Shots
FB	Fast Breaks	FTO	Fast Throw off
L	Left	P7	Penalty 7-metre Fouls
RC	Red Cards (Direct and after 3rd 2-Minute Suspension)	Prop %	Proportion of Shots
TOFB	Turnover during Fast Breaks	S/S	Saves/Shots
		TP	Time Played

#### OFFICIAL PARTNERS



#### EHF PARTNERS



#### NATIONAL SUPPLIERS



## Match Team Statistics

Herning

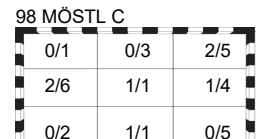
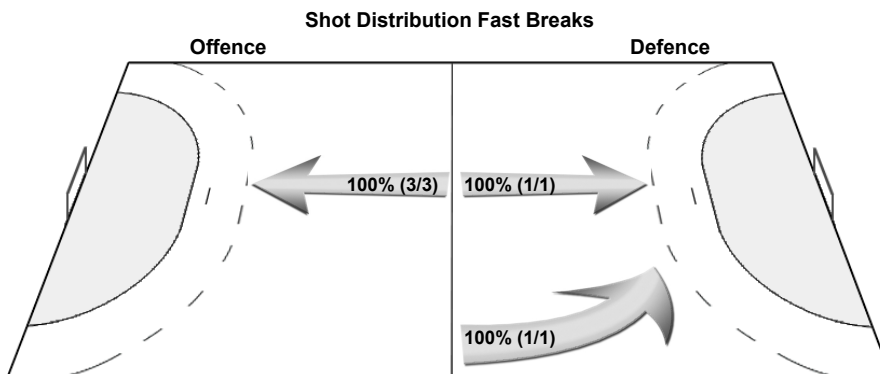
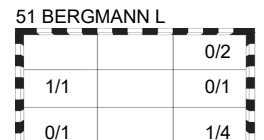
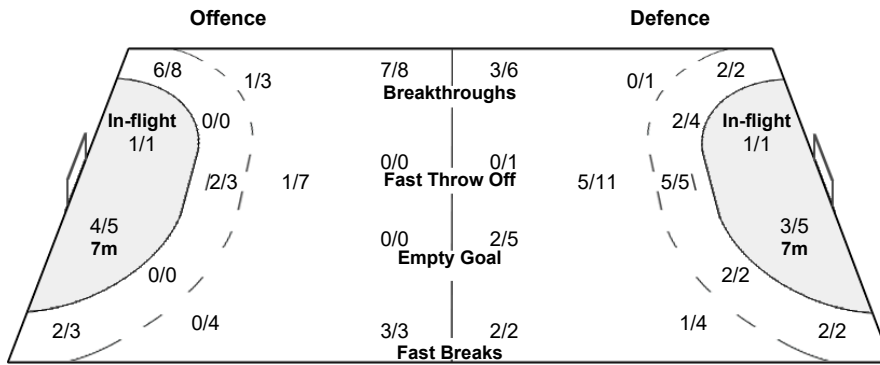
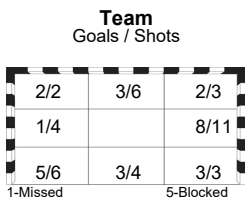
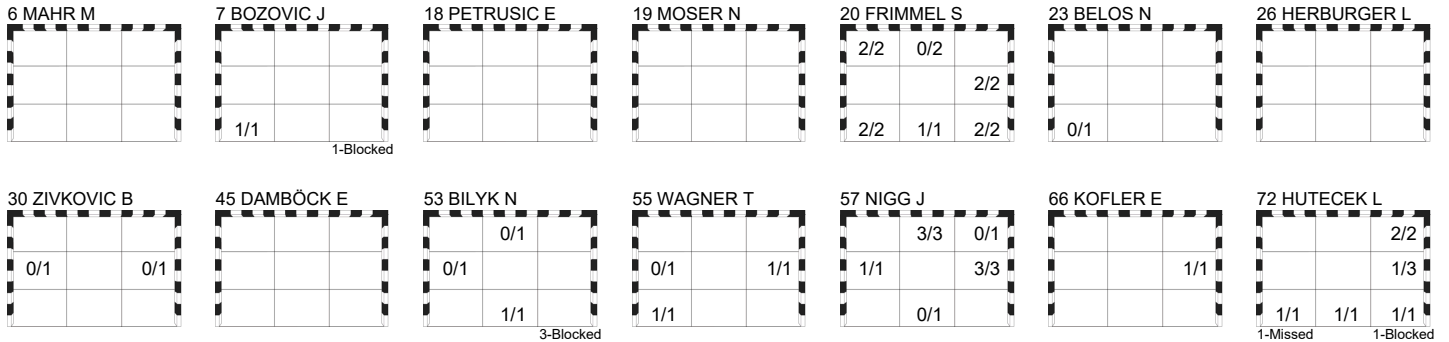
Match No: 1

**GER 30 - 27 AUT**  
(12 - 8) (18 - 19)

Referees: PAVICEVIC Ivan (MNE) / RAZNATOVIC Milos (MNE)

**AUT - Austria**

### Overview of Shot Distribution



#### OFFICIAL PARTNERS



#### EHF PARTNERS



#### NATIONAL SUPPLIERS



## Play by Play

Match No: 1

### GER 30 - 27 AUT

(12 - 8) (18 - 19)

Referees: PAVICEVIC Ivan (MNE) / RAZNATOVIC Milos (MNE)

<b>GER</b>	<b>1</b> SPÄTH David	<b>4</b> GOLLA Johannes	<b>5</b> SCHLUROFF Miro	<b>A</b> WUDTKE Erik
<b>13</b> LANGHOFF Matthes	<b>14</b> HÄSELER Mathis	<b>15</b> KNORR Juri	<b>B</b> GISLASON Alfred	<b>C</b> ANDERSSON Mattias
<b>17</b> ZERBE Lukas	<b>18</b> KÖSTER Julian	<b>23</b> USCINS Renars	<b>D</b> FINKE Dennis	<b>E</b> LÜBKE Philip
<b>30</b> KIESLER Tom	<b>32</b> SEMPER Franz	<b>33</b> WOLFF Andreas		
<b>36</b> MERTENS Lukas	<b>54</b> FISCHER Justus	<b>71</b> GRGIC Marko		
<b>80</b> KOHLBACHER Jannik				
<b>AUT</b>	<b>6</b> MAHR Markus	<b>7</b> BOZOVIC Janko	<b>18</b> PETRUSIC Emanuel	<b>A</b> GIERLINGER Erwin
<b>19</b> MOSER Nils	<b>20</b> FRIMMEL Sebastian	<b>23</b> BELOS Nemanja	<b>B</b> ROMERO Iker	<b>C</b> MARINOVIC Nikola
<b>26</b> HERBURGER Lukas	<b>30</b> ZIVKOVIC Boris	<b>45</b> DAMBÖCK Eric	<b>D</b> KINTSCHER Andre	<b>E</b> EHRENBERGER Patrick
<b>51</b> BERGMANN Leon	<b>53</b> BILYK Nikola	<b>55</b> WAGNER Tobias		
<b>57</b> NIGG Jakob	<b>66</b> KOFLER Elias	<b>72</b> HUTECEK Lukas		
<b>98</b> MÖSTL Constantin				

### 1st HALF

Match Time	GER - Germany	Score	Lead	AUT - Austria
0:00	33 WOLFF A Goalkeeper			98 MÖSTL C Goalkeeper
0:50	4 GOLLA J 7m received			72 HUTECEK L 7m caused
1:04	17 ZERBE L Goal Penalty shot bottom left (4 GOLLA J), 91.31 km/h	1 - 0	+1	
2:23				72 HUTECEK L Shot centre 9m missed
3:17	71 GRGIC M Shot left 9m missed			
3:51	30 KIESLER T Block			7 BOZOVIC J Shot right 9m blocked
4:07	23 USCINS R Shot right 9m saved top right			
4:57		1 - 1	0	7 BOZOVIC J Goal right 9m bottom left, 95.35 km/h
5:08	4 GOLLA J Goal centre 6m bottom right (18 KÖSTER J), 111.82 km/h	2 - 1	+1	
5:59				53 BILYK N Shot left 9m saved middle left
6:29	71 GRGIC M Turnover			
6:43				57 NIGG J Shot right wing saved top right
6:57				66 KOFLER E 2-minutes suspension
7:12	18 KÖSTER J Goal breakthrough bottom left, 103.96 km/h	3 - 1	+2	
7:29				7 BOZOVIC J for 98 MÖSTL C Empty goal
8:46				98 MÖSTL C for 57 NIGG J Goalkeeper back
8:52	4 GOLLA J Block			53 BILYK N Shot left 9m blocked
9:18	23 USCINS R Block			53 BILYK N Shot left 9m blocked
9:31				20 FRIMMEL S Turnover
9:42	4 GOLLA J 7m received			26 HERBURGER L 7m caused
9:42				26 HERBURGER L Warning (yellow card)
9:57	17 ZERBE L Goal Penalty shot middle left (4 GOLLA J), 91.48 km/h	4 - 1	+3	
10:32				23 BELOS N for 98 MÖSTL C Empty goal
10:46	18 KÖSTER J 7m caused			55 WAGNER T 7m received
10:48				98 MÖSTL C for 57 NIGG J Goalkeeper back
10:56		4 - 2	+2	20 FRIMMEL S Goal Penalty shot top left (55 WAGNER T), 58.77 km/h
12:16	71 GRGIC M Goal centre 9m bottom right, 107.22 km/h	5 - 2	+3	
12:30				55 WAGNER T for 98 MÖSTL C Empty goal
12:45		5 - 3	+2	72 HUTECEK L Goal breakthrough top right, 77.53 km/h
12:53				98 MÖSTL C for 55 WAGNER T Goalkeeper back
12:59	17 ZERBE L Shot right 6m post			
13:10				55 WAGNER T for 98 MÖSTL C Empty goal
13:31				23 BELOS N Turnover
13:39	33 WOLFF A Shot empty goal missed			
13:41				98 MÖSTL C for 66 KOFLER E Goalkeeper back
13:46				66 KOFLER E for 98 MÖSTL C Empty goal
14:03				57 NIGG J Shot right wing saved bottom centre
14:04				98 MÖSTL C for 55 WAGNER T Goalkeeper back

#### OFFICIAL PARTNERS



#### EHF PARTNERS



#### NATIONAL SUPPLIERS



### Play by Play

Match No: 1

## GER 30 - 27 AUT

(12 - 8) (18 - 19)

### 1st HALF

Match Time	GER - Germany	Score	Lead	AUT - Austria
14:49	71 GRGIC M Shot centre 9m saved top right			
15:00				55 WAGNER T for 98 MÖSTL C Empty goal
15:21				98 MÖSTL C for 55 WAGNER T Goalkeeper back
15:21		5 - 4	+1	57 NIGG J Goal right wing middle right (66 KOFLER E), 55.08 km/h
16:20	4 GOLLA J Goal centre 6m middle right (23 USCINS R), 103.54 km/h	6 - 4	+2	
16:30				55 WAGNER T for 98 MÖSTL C Empty goal
17:01		6 - 5	+1	57 NIGG J Goal right wing middle left (66 KOFLER E), 100.30 km/h
17:03				98 MÖSTL C for 55 WAGNER T Goalkeeper back
17:13	23 USCINS R Shot right 6m saved middle right			
17:20		6 - 6	0	20 FRIMMEL S Goal fast break middle right (66 KOFLER E), 33.33 km/h
18:03	4 GOLLA J Goal left 6m top left (18 KÖSTER J), 76.29 km/h	7 - 6	+1	
18:13				55 WAGNER T for 98 MÖSTL C Empty goal
18:31				66 KOFLER E Turnover
18:41	4 GOLLA J Technical Fault (FB)			
19:09	30 KIESLER T Steal			23 BELOS N Turnover
19:13	4 GOLLA J Goal empty goal bottom right, 91.98 km/h	8 - 6	+2	
19:48				55 WAGNER T Shot centre 6m saved middle left
19:55	18 KÖSTER J Shot empty goal missed			
19:56				98 MÖSTL C for 57 NIGG J Goalkeeper back
20:20		8 - 7	+1	55 WAGNER T Goal centre 6m bottom left (26 HERBURGER L), 77.93 km/h
20:59	5 SCHLUROFF M Goal centre 9m top centre, 113.92 km/h	9 - 7	+2	
21:16	4 GOLLA J Warning (yellow card)			
21:48				72 HUTECEK L Turnover
22:40	32 SEMPER F Shot centre 9m saved bottom centre			
22:45				98 MÖSTL C Turnover Fastbreak
23:32	15 KNORR J Goal centre 9m top right, 83.95 km/h	10 - 7	+3	
24:06				53 BILYK N Turnover
24:50	17 ZERBE L Goal right wing top centre (32 SEMPER F), 82.81 km/h	11 - 7	+4	
25:25				Team timeout
26:24				72 HUTECEK L Shot centre 9m saved middle right
27:13	15 KNORR J Shot breakthrough saved middle left			
27:34				57 NIGG J for 98 MÖSTL C Empty goal
27:59	30 KIESLER T 7m caused			53 BILYK N 7m received
28:02				98 MÖSTL C for 6 MAHR M Goalkeeper back
28:17		11 - 8	+3	20 FRIMMEL S Goal Penalty shot bottom centre (53 BILYK N), 58.57 km/h
28:42				Team timeout
28:55	5 SCHLUROFF M Goal centre 9m bottom right, 123.30 km/h	12 - 8	+4	
29:16				72 HUTECEK L for 98 MÖSTL C Empty goal
29:24				53 BILYK N Technical Fault
29:25				98 MÖSTL C for 6 MAHR M Goalkeeper back
30:00	15 KNORR J Shot left 9m missed			

### 2nd HALF

Match Time	GER - Germany	Score	Lead	AUT - Austria
30:00	33 WOLFF A Goalkeeper			98 MÖSTL C Goalkeeper
30:33		12 - 9	+3	53 BILYK N Goal breakthrough bottom centre, 91.72 km/h
31:01	23 USCINS R Goal breakthrough middle left, 73.08 km/h	13 - 9	+4	
31:38				53 BILYK N Shot centre 9m saved top centre
31:47				66 KOFLER E 2-minutes suspension
32:18	18 KÖSTER J Shot centre 9m blocked			26 HERBURGER L Block

#### OFFICIAL PARTNERS



#### EHF PARTNERS



#### NATIONAL SUPPLIERS



## Play by Play

**GER 30 - 27 AUT**

(12 - 8) (18 - 19)

### 2nd HALF

Match Time	GER - Germany	Score	Lead	AUT - Austria
32:49	Technical Fault bench/team			
33:09				55 WAGNER T for 98 MÖSTL C Empty goal
33:51				98 MÖSTL C for 66 KOFLER E Goalkeeper back
34:09				30 ZIVKOVIC B Shot right 9m saved middle left
34:41	4 GOLLA J 7m received			30 ZIVKOVIC B 7m caused
34:43	17 ZERBE L Penalty shot post			
35:27		13 - 10	+3	72 HUTECEK L Goal breakthrough middle right, 79.37 km/h
35:38	18 KÖSTER J Shot left 9m post			
35:45		13 - 11	+2	57 NIGG J Goal fast break middle right (26 HERBURGER L), 74.38 km/h
35:58	5 SCHLUROFF M Goal breakthrough middle left, 85.74 km/h	14 - 11	+3	
35:59				26 HERBURGER L 2-minutes suspension
35:59				55 WAGNER T for 98 MÖSTL C Empty goal
36:30		14 - 12	+2	57 NIGG J Goal right wing middle right (66 KOFLER E), 54.58 km/h
36:33				98 MÖSTL C for 55 WAGNER T Goalkeeper back
37:08	36 MERTENS L Goal left wing top right (18 KÖSTER J), 106.86 km/h	15 - 12	+3	
37:20				55 WAGNER T for 98 MÖSTL C Empty goal
38:02				98 MÖSTL C for 26 HERBURGER L Goalkeeper back
38:09				66 KOFLER E Turnover
38:20	17 ZERBE L Goal right 6m top centre (13 LANGHOFF M), 85.98 km/h	16 - 12	+4	
38:50	4 GOLLA J Steal			53 BILYK N Turnover
38:57	5 SCHLUROFF M Goal fast break top right (4 GOLLA J), 130.14 km/h	17 - 12	+5	
39:06		17 - 13	+4	55 WAGNER T Goal centre 6m middle right (72 HUTECEK L), 92.89 km/h
39:31	4 GOLLA J Goal centre 6m middle left (5 SCHLUROFF M), 102.44 km/h	18 - 13	+5	
39:43				Team timeout
39:43				55 WAGNER T for 98 MÖSTL C Empty goal
39:59		18 - 14	+4	57 NIGG J Goal right wing top centre (66 KOFLER E), 47.69 km/h
40:02				51 BERGMANN L for 55 WAGNER T Goalkeeper back
40:29	15 KNORR J Goal centre 9m bottom left, 95.24 km/h	19 - 14	+5	
40:40				20 FRIMMEL S Shot left wing saved top centre
40:40				20 FRIMMEL S 2-minutes suspension
40:40	1 SPÄTH D for 33 WOLFF A Goalkeeper Substitution			
41:06	18 KÖSTER J Shot breakthrough saved bottom right			
41:17				23 BELOS N for 51 BERGMANN L Empty goal
42:02		19 - 15	+4	72 HUTECEK L Goal centre 9m bottom right, 109.44 km/h
42:05				51 BERGMANN L for 23 BELOS N Goalkeeper back
42:40	23 USCINS R Goal flying throw top right (36 MERTENS L), 79.64 km/h	20 - 15	+5	
42:53				55 WAGNER T for 51 BERGMANN L Empty goal
43:11		20 - 16	+4	20 FRIMMEL S Goal flying throw top left (53 BILYK N), 69.88 km/h
43:14				51 BERGMANN L for 55 WAGNER T Goalkeeper back
43:24	15 KNORR J Shot breakthrough saved middle left			
43:33		20 - 17	+3	20 FRIMMEL S Goal fast break bottom right (57 NIGG J), 85.61 km/h
44:05	17 ZERBE L Goal right wing bottom right (5 SCHLUROFF M), 77.95 km/h	21 - 17	+4	
44:16				55 WAGNER T for 51 BERGMANN L Empty goal
44:35				51 BERGMANN L for 23 BELOS N Goalkeeper back
44:35	30 KIESLER T Steal			66 KOFLER E Turnover
44:42	15 KNORR J Goal fast break bottom right, 85.87 km/h	22 - 17	+5	
44:57		22 - 18	+4	57 NIGG J Goal right wing top centre (66 KOFLER E), 42.45 km/h
45:34	36 MERTENS L Goal left wing top right (15 KNORR J), 104.42 km/h	23 - 18	+5	
45:43				55 WAGNER T for 51 BERGMANN L Empty goal
46:02				51 BERGMANN L for 55 WAGNER T Goalkeeper back
46:02	5 SCHLUROFF M 7m caused			66 KOFLER E 7m received
46:02	5 SCHLUROFF M 2-minutes suspension			

#### OFFICIAL PARTNERS



#### EHF PARTNERS



#### NATIONAL SUPPLIERS



Match No: 1

### Play by Play

**GER 30 - 27 AUT**  
(12 - 8) (18 - 19)

### 2nd HALF

Match Time	GER - Germany	Score	Lead	AUT - Austria
46:02		23 - 19	+4	20 FRIMMEL S Goal Penalty shot bottom left (72 HUTECEK L), 52.78 km/h
46:18	71 GRGIC M for 1 SPÄTH D Empty goal			
46:40	23 USCINS R Goal right 6m middle right (15 KNORR J), 100.91 km/h	24 - 19	+5	
46:44	33 WOLFF A for 17 ZERBE L Goalkeeper back			
46:55				55 WAGNER T for 51 BERGMANN L Empty goal
47:02				51 BERGMANN L for 26 HERBURGER L Goalkeeper back
47:07				72 HUTECEK L Shot centre 9m saved middle right
47:16	17 ZERBE L for 33 WOLFF A Empty goal			
47:57	15 KNORR J Shot centre 9m missed			
47:57				Team timeout
47:58	33 WOLFF A for 17 ZERBE L Goalkeeper back			
48:07		24 - 20	+4	20 FRIMMEL S Goal left wing middle right (23 BELOS N), 101.65 km/h
48:33	4 GOLLA J Goal centre 6m bottom right (71 GRGIC M), 101.95 km/h	25 - 20	+5	
49:11				55 WAGNER T for 51 BERGMANN L Empty goal
49:23		25 - 21	+4	66 KOFLER E Goal breakthrough middle right, 74.94 km/h
49:27				51 BERGMANN L for 55 WAGNER T Goalkeeper back
49:30				55 WAGNER T for 51 BERGMANN L Empty goal
49:30	4 GOLLA J Goal empty goal middle centre, 62.38 km/h	26 - 21	+5	
50:02				23 BELOS N Shot left 9m saved bottom left
50:05				51 BERGMANN L for 55 WAGNER T Goalkeeper back
50:36				98 MÖSTL C for 51 BERGMANN L Goalkeeper Substitution
50:36				Video Replay (Punishment review) Punishment
50:36				57 NIGG J 2-minutes suspension
50:36	36 MERTENS L 7m received			57 NIGG J 7m caused
50:47	71 GRGIC M Penalty shot missed			
51:03				55 WAGNER T for 98 MÖSTL C Empty goal
51:23		26 - 22	+4	72 HUTECEK L Goal breakthrough top right, 89.63 km/h
51:25				98 MÖSTL C for 55 WAGNER T Goalkeeper back
51:25				53 BILYK N for 98 MÖSTL C Empty goal
51:31	4 GOLLA J Shot empty goal missed			
52:06				30 ZIVKOVIC B Shot breakthrough saved middle right
52:33	30 KIESLER T Block			72 HUTECEK L Shot centre 9m blocked
52:41				98 MÖSTL C for 57 NIGG J Goalkeeper back
53:00	30 KIESLER T Block			53 BILYK N Shot centre 9m blocked
53:34	Team timeout			
53:43	71 GRGIC M Shot centre 9m blocked			20 FRIMMEL S Block
53:46				55 WAGNER T for 98 MÖSTL C Empty goal
53:56		26 - 23	+3	72 HUTECEK L Goal breakthrough bottom left
53:58				98 MÖSTL C for 55 WAGNER T Goalkeeper back
54:03	15 KNORR J Shot fast throw off saved middle centre			
54:05	17 ZERBE L Technical Fault			
54:13				55 WAGNER T for 98 MÖSTL C Empty goal
54:17				98 MÖSTL C for 26 HERBURGER L Goalkeeper back
54:17	4 GOLLA J 2-minutes suspension			
54:38		26 - 24	+2	57 NIGG J Goal right wing top centre (72 HUTECEK L), 49.49 km/h
55:00	13 LANGHOFF M for 33 WOLFF A Empty goal			
55:35	18 KÖSTER J Goal centre 6m middle right (5 SCHLURROFF M), 97.89 km/h	27 - 24	+3	
55:38	33 WOLFF A for 23 USCINS R Goalkeeper back			
55:49		27 - 25	+2	72 HUTECEK L Goal breakthrough bottom centre, 70.18 km/h
56:02	23 USCINS R for 33 WOLFF A Empty goal			
56:22	33 WOLFF A for 4 GOLLA J Goalkeeper back			
56:51	23 USCINS R Shot centre 9m saved middle left			

#### OFFICIAL PARTNERS



#### EHF PARTNERS



#### NATIONAL SUPPLIERS



**Match No: 1**

**Play by Play**  
**GER 30 - 27 AUT**  
 (12 - 8) (18 - 19)

**2nd HALF**

Match Time	GER - Germany	Score	Lead	AUT - Austria
56:59	54 FISCHER J 7m received			26 HERBURGER L 7m caused
56:59	17 ZERBE L Goal Penalty shot bottom right (54 FISCHER J), 89.44 km/h	<b>28 - 25</b>	<b>+3</b>	
57:09				55 WAGNER T for 98 MÖSTL C Empty goal
57:33				98 MÖSTL C for 55 WAGNER T Goalkeeper back
57:33	30 KIESLER T 7m caused			72 HUTECEK L 7m received
57:33	30 KIESLER T 2-minutes suspension			
57:33				20 FRIMMEL S Penalty shot saved top centre
57:56	23 USCINS R for 33 WOLFF A Empty goal			
58:16	23 USCINS R Goal left 6m middle right (18 KÖSTER J), 80.50 km/h	<b>29 - 25</b>	<b>+4</b>	
58:18	33 WOLFF A for 5 SCHLUROFF M Goalkeeper back			
58:30	36 MERTENS L 7m caused			30 ZIVKOVIC B 7m received
58:30		<b>29 - 26</b>	<b>+3</b>	20 FRIMMEL S Goal Penalty shot bottom left (30 ZIVKOVIC B), 72.43 km/h
58:45	5 SCHLUROFF M for 33 WOLFF A Empty goal			
58:57	Team timeout			
59:23	33 WOLFF A for 23 USCINS R Goalkeeper back			
59:25	18 KÖSTER J Goal left 9m bottom right, 95.30 km/h	<b>30 - 26</b>	<b>+4</b>	
59:40		<b>30 - 27</b>	<b>+3</b>	20 FRIMMEL S Goal left wing bottom right (66 KOFLER E), 67.03 km/h

OFFICIAL PARTNERS



EHF PARTNERS



NATIONAL SUPPLIERS



## Empty Goal Analysis

Herning

Match No: 1

**GER 30 - 27 AUT**

(12 - 8) (18 - 19)

Referees: PAVICEVIC Ivan (MNE) / RAZNATOVIC Milos (MNE)

### ATTACKS DURING OWN EMPTY GOAL SITUATION

Players on Court	Attacks		Goals		Saves		Missed		Blocked		Post		Turnovers		Scoring Efficiency		Goals Against	
	GER	AUT	GER	AUT	GER	AUT	GER	AUT	GER	AUT	GER	AUT	GER	AUT	GER	AUT	GER	AUT
7 Against 6		15		7		3							5		47			2
6 Against 6	5	3	4	3		1	1			1					80	100		
Others		3		1		2										33		
<b>Total:</b>	<b>5</b>	<b>21</b>	<b>4</b>	<b>11</b>		<b>6</b>	<b>1</b>			<b>1</b>			<b>5</b>	<b>80</b>	<b>52</b>			<b>2</b>

### GOALS/ATTACKS DURING OWN EMPTY GOAL SITUATION - ANALYSIS OF OCCURRENCE (in 5 min intervals)

Players on Court	1st Half											
	0-5		5-10		10-15		15-20		20-25		25-30	
	GER	AUT	GER	AUT	GER	AUT	GER	AUT	GER	AUT	GER	AUT
7 Against 6						1/3		2/5				0/1
6 Against 6												
Others												
<b>Total:</b>						<b>1/3</b>		<b>2/5</b>				<b>0/1</b>

Players on Court	2nd Half											
	30-35		35-40		40-45		45-50		50-55		55-60	
	GER	AUT	GER	AUT	GER	AUT	GER	AUT	GER	AUT	GER	AUT
7 Against 6			1/1		1/2		1/1		1/2			
6 Against 6			1/1		1/1	1/2		1/1	3/3			
Others						1/2				0/1		
<b>Total:</b>			<b>2/2</b>		<b>2/3</b>	<b>1/2</b>	<b>2/3</b>		<b>2/3</b>	<b>3/3</b>	<b>0/1</b>	

### GOALS/ATTACKS DURING OWN EMPTY GOAL SITUATION - ANALYSIS BY DURATION

Team	<15 sec.	15-30 sec.	30-45 sec.	45-60 sec.	>60 sec.
GER		2/2	2/3		
AUT	2/4	6/12	2/4	1/1	

### SUBSTITUTION SUMMARY

Players	GER	AUT
Goalkeeper <-> Goalkeeper	1	1
Court Player <-> Goalkeeper	12	52
Court Player <-> Court Player	115	68
<b>Total:</b>	<b>128</b>	<b>121</b>

OFFICIAL PARTNERS



EHF PARTNERS



NATIONAL SUPPLIERS



### Preliminary Round - Group A

### Line-Up Analysis

Herning

Attendance: 5.820

Match No: 1

GER 30 - 27 AUT

#### GER - Germany

Lineup efficiency							Time Played	GF	GA
4 GOLLA J	17 ZERBE L	18 KÖSTER J	23 USCINS R	30 KIESLER T	33 WOLFF A	36 MERTENS L	12:56	3	7
4 GOLLA J	17 ZERBE L	18 KÖSTER J	23 USCINS R	33 WOLFF A	36 MERTENS L	71 GRGIC M	7:46	4	0
4 GOLLA J	5 SCHLUROFF M	13 LANGHOFF M	17 ZERBE L	18 KÖSTER J	33 WOLFF A	36 MERTENS L	5:19	3	5
4 GOLLA J	13 LANGHOFF M	15 KNORR J	18 KÖSTER J	30 KIESLER T	33 WOLFF A	36 MERTENS L	2:42	0	2
5 SCHLUROFF M	15 KNORR J	17 ZERBE L	30 KIESLER T	32 SEMPER F	33 WOLFF A	54 FISCHER J	2:13	0	1
4 GOLLA J	5 SCHLUROFF M	17 ZERBE L	18 KÖSTER J	23 USCINS R	33 WOLFF A	36 MERTENS L	2:08	3	0
5 SCHLUROFF M	15 KNORR J	17 ZERBE L	32 SEMPER F	33 WOLFF A	36 MERTENS L	54 FISCHER J	2:05	2	0
4 GOLLA J	13 LANGHOFF M	15 KNORR J	30 KIESLER T	33 WOLFF A	36 MERTENS L	71 GRGIC M	1:51	1	1
4 GOLLA J	5 SCHLUROFF M	15 KNORR J	17 ZERBE L	32 SEMPER F	33 WOLFF A	36 MERTENS L	1:48	1	0
1 SPÄTH D	4 GOLLA J	13 LANGHOFF M	15 KNORR J	18 KÖSTER J	30 KIESLER T	36 MERTENS L	1:33	0	2
4 GOLLA J	13 LANGHOFF M	17 ZERBE L	18 KÖSTER J	33 WOLFF A	36 MERTENS L	71 GRGIC M	1:20	0	0
1 SPÄTH D	4 GOLLA J	5 SCHLUROFF M	15 KNORR J	17 ZERBE L	23 USCINS R	36 MERTENS L	1:19	2	0
1 SPÄTH D	4 GOLLA J	5 SCHLUROFF M	13 LANGHOFF M	15 KNORR J	30 KIESLER T	36 MERTENS L	1:18	1	1
4 GOLLA J	13 LANGHOFF M	17 ZERBE L	18 KÖSTER J	30 KIESLER T	33 WOLFF A	36 MERTENS L	1:18	1	1
4 GOLLA J	15 KNORR J	17 ZERBE L	23 USCINS R	33 WOLFF A	36 MERTENS L	71 GRGIC M	1:15	0	1
4 GOLLA J	5 SCHLUROFF M	15 KNORR J	17 ZERBE L	23 USCINS R	36 MERTENS L	71 GRGIC M	1:08	1	0
5 SCHLUROFF M	17 ZERBE L	30 KIESLER T	32 SEMPER F	33 WOLFF A	36 MERTENS L	54 FISCHER J	1:05	0	0
1 SPÄTH D	4 GOLLA J	15 KNORR J	17 ZERBE L	18 KÖSTER J	23 USCINS R	36 MERTENS L	1:05	1	1
4 GOLLA J	5 SCHLUROFF M	17 ZERBE L	18 KÖSTER J	23 USCINS R	30 KIESLER T	36 MERTENS L	1:00	1	0
4 GOLLA J	5 SCHLUROFF M	17 ZERBE L	18 KÖSTER J	23 USCINS R	36 MERTENS L	54 FISCHER J	0:55	1	0
4 GOLLA J	5 SCHLUROFF M	17 ZERBE L	18 KÖSTER J	30 KIESLER T	32 SEMPER F	33 WOLFF A	0:50	0	0
4 GOLLA J	15 KNORR J	17 ZERBE L	18 KÖSTER J	23 USCINS R	33 WOLFF A	36 MERTENS L	0:46	2	0
4 GOLLA J	5 SCHLUROFF M	15 KNORR J	23 USCINS R	33 WOLFF A	36 MERTENS L	71 GRGIC M	0:45	0	1
4 GOLLA J	15 KNORR J	18 KÖSTER J	23 USCINS R	33 WOLFF A	36 MERTENS L	71 GRGIC M	0:41	1	0
4 GOLLA J	5 SCHLUROFF M	17 ZERBE L	18 KÖSTER J	32 SEMPER F	33 WOLFF A	36 MERTENS L	0:39	1	0
4 GOLLA J	15 KNORR J	17 ZERBE L	30 KIESLER T	32 SEMPER F	33 WOLFF A	36 MERTENS L	0:39	0	0
4 GOLLA J	17 ZERBE L	18 KÖSTER J	23 USCINS R	30 KIESLER T	33 WOLFF A	71 GRGIC M	0:37	0	0
5 SCHLUROFF M	17 ZERBE L	18 KÖSTER J	23 USCINS R	33 WOLFF A	36 MERTENS L	54 FISCHER J	0:37	0	0
4 GOLLA J	5 SCHLUROFF M	17 ZERBE L	18 KÖSTER J	30 KIESLER T	33 WOLFF A	36 MERTENS L	0:31	1	1
1 SPÄTH D	4 GOLLA J	13 LANGHOFF M	15 KNORR J	17 ZERBE L	18 KÖSTER J	36 MERTENS L	0:14	0	0
4 GOLLA J	5 SCHLUROFF M	18 KÖSTER J	30 KIESLER T	33 WOLFF A	36 MERTENS L	54 FISCHER J	0:14	0	1
4 GOLLA J	5 SCHLUROFF M	18 KÖSTER J	23 USCINS R	30 KIESLER T	33 WOLFF A	36 MERTENS L	0:13	0	0
4 GOLLA J	13 LANGHOFF M	15 KNORR J	17 ZERBE L	30 KIESLER T	33 WOLFF A	36 MERTENS L	0:12	0	0
4 GOLLA J	13 LANGHOFF M	18 KÖSTER J	23 USCINS R	30 KIESLER T	33 WOLFF A	36 MERTENS L	0:11	0	1
4 GOLLA J	5 SCHLUROFF M	17 ZERBE L	18 KÖSTER J	33 WOLFF A	36 MERTENS L	54 FISCHER J	0:10	0	0
15 KNORR J	17 ZERBE L	30 KIESLER T	32 SEMPER F	33 WOLFF A	36 MERTENS L	54 FISCHER J	0:08	0	0
4 GOLLA J	13 LANGHOFF M	17 ZERBE L	18 KÖSTER J	23 USCINS R	33 WOLFF A	36 MERTENS L	0:08	0	0
4 GOLLA J	5 SCHLUROFF M	13 LANGHOFF M	18 KÖSTER J	23 USCINS R	33 WOLFF A	36 MERTENS L	0:07	0	0
1 SPÄTH D	4 GOLLA J	15 KNORR J	18 KÖSTER J	23 USCINS R	30 KIESLER T	36 MERTENS L	0:05	0	0
1 SPÄTH D	4 GOLLA J	5 SCHLUROFF M	15 KNORR J	17 ZERBE L	30 KIESLER T	36 MERTENS L	0:04	0	1
4 GOLLA J	5 SCHLUROFF M	13 LANGHOFF M	17 ZERBE L	18 KÖSTER J	23 USCINS R	36 MERTENS L	0:03	0	0
4 GOLLA J	15 KNORR J	17 ZERBE L	23 USCINS R	30 KIESLER T	33 WOLFF A	36 MERTENS L	0:02	0	0

Score development							Time Played	G Diff.
4 GOLLA J	17 ZERBE L	18 KÖSTER J	23 USCINS R	33 WOLFF A	36 MERTENS L	71 GRGIC M	7:46	+4
4 GOLLA J	5 SCHLUROFF M	17 ZERBE L	18 KÖSTER J	23 USCINS R	33 WOLFF A	36 MERTENS L	2:08	+3
4 GOLLA J	15 KNORR J	17 ZERBE L	18 KÖSTER J	23 USCINS R	33 WOLFF A	36 MERTENS L	0:46	+2
1 SPÄTH D	4 GOLLA J	5 SCHLUROFF M	15 KNORR J	17 ZERBE L	23 USCINS R	36 MERTENS L	1:19	+2
5 SCHLUROFF M	15 KNORR J	17 ZERBE L	32 SEMPER F	33 WOLFF A	36 MERTENS L	54 FISCHER J	2:05	+2
4 GOLLA J	5 SCHLUROFF M	17 ZERBE L	18 KÖSTER J	32 SEMPER F	33 WOLFF A	36 MERTENS L	0:39	+1
4 GOLLA J	15 KNORR J	18 KÖSTER J	23 USCINS R	33 WOLFF A	36 MERTENS L	71 GRGIC M	0:41	+1
4 GOLLA J	5 SCHLUROFF M	17 ZERBE L	18 KÖSTER J	23 USCINS R	36 MERTENS L	54 FISCHER J	0:55	+1
4 GOLLA J	5 SCHLUROFF M	17 ZERBE L	18 KÖSTER J	23 USCINS R	30 KIESLER T	36 MERTENS L	1:00	+1

#### OFFICIAL PARTNERS



#### EHF PARTNERS



#### NATIONAL SUPPLIERS



### Line-Up Analysis

Herning

Attendance: 5.820

Match No: 1

GER 30 - 27 AUT

#### GER - Germany

Score development								Time Played	G Diff.
4 GOLLA J	5 SCHLUROFF M	15 KNORR J	17 ZERBE L	23 USCINS R	36 MERTENS L	71 GRGIC M	1:08	+1	
4 GOLLA J	5 SCHLUROFF M	15 KNORR J	17 ZERBE L	32 SEMPER F	33 WOLFF A	36 MERTENS L	1:48	+1	
4 GOLLA J	15 KNORR J	17 ZERBE L	23 USCINS R	30 KIESLER T	33 WOLFF A	36 MERTENS L	0:02	0	
4 GOLLA J	5 SCHLUROFF M	13 LANGHOFF M	17 ZERBE L	18 KÖSTER J	23 USCINS R	36 MERTENS L	0:03	0	
1 SPÄTH D	4 GOLLA J	15 KNORR J	18 KÖSTER J	23 USCINS R	30 KIESLER T	36 MERTENS L	0:05	0	
4 GOLLA J	5 SCHLUROFF M	13 LANGHOFF M	18 KÖSTER J	23 USCINS R	33 WOLFF A	36 MERTENS L	0:07	0	
15 KNORR J	17 ZERBE L	30 KIESLER T	32 SEMPER F	33 WOLFF A	36 MERTENS L	54 FISCHER J	0:08	0	
4 GOLLA J	13 LANGHOFF M	17 ZERBE L	18 KÖSTER J	23 USCINS R	33 WOLFF A	36 MERTENS L	0:08	0	
4 GOLLA J	5 SCHLUROFF M	17 ZERBE L	18 KÖSTER J	33 WOLFF A	36 MERTENS L	54 FISCHER J	0:10	0	
4 GOLLA J	13 LANGHOFF M	15 KNORR J	17 ZERBE L	30 KIESLER T	33 WOLFF A	36 MERTENS L	0:12	0	
4 GOLLA J	5 SCHLUROFF M	18 KÖSTER J	23 USCINS R	30 KIESLER T	33 WOLFF A	36 MERTENS L	0:13	0	
1 SPÄTH D	4 GOLLA J	13 LANGHOFF M	15 KNORR J	17 ZERBE L	18 KÖSTER J	36 MERTENS L	0:14	0	
4 GOLLA J	5 SCHLUROFF M	17 ZERBE L	18 KÖSTER J	30 KIESLER T	33 WOLFF A	36 MERTENS L	0:31	0	
4 GOLLA J	17 ZERBE L	18 KÖSTER J	23 USCINS R	30 KIESLER T	33 WOLFF A	71 GRGIC M	0:37	0	
5 SCHLUROFF M	17 ZERBE L	18 KÖSTER J	23 USCINS R	33 WOLFF A	36 MERTENS L	54 FISCHER J	0:37	0	
4 GOLLA J	15 KNORR J	17 ZERBE L	30 KIESLER T	32 SEMPER F	33 WOLFF A	36 MERTENS L	0:39	0	
4 GOLLA J	5 SCHLUROFF M	17 ZERBE L	18 KÖSTER J	30 KIESLER T	32 SEMPER F	33 WOLFF A	0:50	0	
5 SCHLUROFF M	17 ZERBE L	30 KIESLER T	32 SEMPER F	33 WOLFF A	36 MERTENS L	54 FISCHER J	1:05	0	
1 SPÄTH D	4 GOLLA J	15 KNORR J	17 ZERBE L	18 KÖSTER J	23 USCINS R	36 MERTENS L	1:05	0	
1 SPÄTH D	4 GOLLA J	5 SCHLUROFF M	13 LANGHOFF M	15 KNORR J	30 KIESLER T	36 MERTENS L	1:18	0	
4 GOLLA J	13 LANGHOFF M	17 ZERBE L	18 KÖSTER J	30 KIESLER T	33 WOLFF A	36 MERTENS L	1:18	0	
4 GOLLA J	13 LANGHOFF M	17 ZERBE L	18 KÖSTER J	33 WOLFF A	36 MERTENS L	71 GRGIC M	1:20	0	
4 GOLLA J	13 LANGHOFF M	15 KNORR J	30 KIESLER T	33 WOLFF A	36 MERTENS L	71 GRGIC M	1:51	0	
1 SPÄTH D	4 GOLLA J	5 SCHLUROFF M	15 KNORR J	17 ZERBE L	30 KIESLER T	36 MERTENS L	0:04	-1	
4 GOLLA J	13 LANGHOFF M	18 KÖSTER J	23 USCINS R	30 KIESLER T	33 WOLFF A	36 MERTENS L	0:11	-1	
4 GOLLA J	5 SCHLUROFF M	18 KÖSTER J	30 KIESLER T	33 WOLFF A	36 MERTENS L	54 FISCHER J	0:14	-1	
4 GOLLA J	5 SCHLUROFF M	15 KNORR J	23 USCINS R	33 WOLFF A	36 MERTENS L	71 GRGIC M	0:45	-1	
4 GOLLA J	15 KNORR J	17 ZERBE L	23 USCINS R	33 WOLFF A	36 MERTENS L	71 GRGIC M	1:15	-1	
5 SCHLUROFF M	15 KNORR J	17 ZERBE L	30 KIESLER T	32 SEMPER F	33 WOLFF A	54 FISCHER J	2:13	-1	
1 SPÄTH D	4 GOLLA J	13 LANGHOFF M	15 KNORR J	18 KÖSTER J	30 KIESLER T	36 MERTENS L	1:33	-2	
4 GOLLA J	13 LANGHOFF M	15 KNORR J	18 KÖSTER J	30 KIESLER T	33 WOLFF A	36 MERTENS L	2:42	-2	
4 GOLLA J	5 SCHLUROFF M	13 LANGHOFF M	17 ZERBE L	18 KÖSTER J	33 WOLFF A	36 MERTENS L	5:19	-2	
4 GOLLA J	17 ZERBE L	18 KÖSTER J	23 USCINS R	30 KIESLER T	33 WOLFF A	36 MERTENS L	12:56	-4	

Empty Goal								Time Played	GF	GA
4 GOLLA J	5 SCHLUROFF M	15 KNORR J	17 ZERBE L	23 USCINS R	36 MERTENS L	71 GRGIC M	1:08	1	0	
4 GOLLA J	5 SCHLUROFF M	17 ZERBE L	18 KÖSTER J	23 USCINS R	30 KIESLER T	36 MERTENS L	1:00	1	0	
4 GOLLA J	5 SCHLUROFF M	17 ZERBE L	18 KÖSTER J	23 USCINS R	36 MERTENS L	54 FISCHER J	0:55	1	0	
4 GOLLA J	5 SCHLUROFF M	13 LANGHOFF M	17 ZERBE L	18 KÖSTER J	23 USCINS R	36 MERTENS L	0:03	0	0	

#### OFFICIAL PARTNERS



#### EHF PARTNERS



#### NATIONAL SUPPLIERS



## Line-Up Analysis

Herning

Attendance: 5.820

Match No: 1

### GER 30 - 27 AUT

AUT - Austria

Lineup efficiency								Time Played	GF	GA
20 FRIMMEL S	26 HERBURGER L	53 BILYK N	57 NIGG J	66 KOFLER E	72 HUTECEK L	98 MÖSTL C	8:54	2	8	
20 FRIMMEL S	23 BELOS N	26 HERBURGER L	55 WAGNER T	57 NIGG J	66 KOFLER E	72 HUTECEK L	5:36	4	2	
20 FRIMMEL S	23 BELOS N	26 HERBURGER L	51 BERGMANN L	57 NIGG J	66 KOFLER E	72 HUTECEK L	5:21	4	4	
20 FRIMMEL S	23 BELOS N	26 HERBURGER L	57 NIGG J	66 KOFLER E	72 HUTECEK L	98 MÖSTL C	4:57	2	3	
20 FRIMMEL S	26 HERBURGER L	30 ZIVKOVIC B	53 BILYK N	57 NIGG J	66 KOFLER E	98 MÖSTL C	4:20	0	3	
20 FRIMMEL S	26 HERBURGER L	30 ZIVKOVIC B	57 NIGG J	66 KOFLER E	72 HUTECEK L	98 MÖSTL C	3:47	2	2	
20 FRIMMEL S	53 BILYK N	55 WAGNER T	57 NIGG J	66 KOFLER E	72 HUTECEK L	98 MÖSTL C	3:00	4	1	
7 BOZOVIC J	20 FRIMMEL S	53 BILYK N	55 WAGNER T	57 NIGG J	72 HUTECEK L	98 MÖSTL C	2:44	1	1	
20 FRIMMEL S	26 HERBURGER L	53 BILYK N	55 WAGNER T	57 NIGG J	66 KOFLER E	72 HUTECEK L	1:51	3	0	
7 BOZOVIC J	20 FRIMMEL S	26 HERBURGER L	53 BILYK N	57 NIGG J	72 HUTECEK L	98 MÖSTL C	1:38	0	0	
7 BOZOVIC J	20 FRIMMEL S	26 HERBURGER L	53 BILYK N	55 WAGNER T	72 HUTECEK L	98 MÖSTL C	1:33	0	1	
26 HERBURGER L	30 ZIVKOVIC B	53 BILYK N	57 NIGG J	66 KOFLER E	72 HUTECEK L	98 MÖSTL C	1:30	0	1	
7 BOZOVIC J	20 FRIMMEL S	26 HERBURGER L	53 BILYK N	66 KOFLER E	72 HUTECEK L	98 MÖSTL C	1:22	0	0	
7 BOZOVIC J	20 FRIMMEL S	26 HERBURGER L	53 BILYK N	57 NIGG J	66 KOFLER E	72 HUTECEK L	1:17	0	0	
19 MOSER N	20 FRIMMEL S	26 HERBURGER L	30 ZIVKOVIC B	53 BILYK N	57 NIGG J	72 HUTECEK L	1:16	0	0	
20 FRIMMEL S	26 HERBURGER L	45 DAMBÖCK E	51 BERGMANN L	57 NIGG J	66 KOFLER E	72 HUTECEK L	1:15	0	1	
30 ZIVKOVIC B	53 BILYK N	55 WAGNER T	57 NIGG J	66 KOFLER E	72 HUTECEK L	98 MÖSTL C	0:58	1	0	
20 FRIMMEL S	26 HERBURGER L	51 BERGMANN L	53 BILYK N	57 NIGG J	66 KOFLER E	72 HUTECEK L	0:48	0	1	
20 FRIMMEL S	23 BELOS N	26 HERBURGER L	45 DAMBÖCK E	57 NIGG J	66 KOFLER E	72 HUTECEK L	0:48	1	0	
20 FRIMMEL S	26 HERBURGER L	53 BILYK N	55 WAGNER T	66 KOFLER E	72 HUTECEK L	98 MÖSTL C	0:44	0	0	
6 MAHR M	20 FRIMMEL S	26 HERBURGER L	53 BILYK N	55 WAGNER T	57 NIGG J	72 HUTECEK L	0:37	0	0	
20 FRIMMEL S	26 HERBURGER L	30 ZIVKOVIC B	53 BILYK N	66 KOFLER E	72 HUTECEK L	98 MÖSTL C	0:36	1	0	
20 FRIMMEL S	30 ZIVKOVIC B	53 BILYK N	55 WAGNER T	57 NIGG J	66 KOFLER E	72 HUTECEK L	0:36	0	0	
20 FRIMMEL S	26 HERBURGER L	53 BILYK N	55 WAGNER T	57 NIGG J	72 HUTECEK L	98 MÖSTL C	0:29	0	0	
20 FRIMMEL S	23 BELOS N	26 HERBURGER L	53 BILYK N	55 WAGNER T	72 HUTECEK L	98 MÖSTL C	0:27	1	0	
19 MOSER N	20 FRIMMEL S	26 HERBURGER L	30 ZIVKOVIC B	53 BILYK N	72 HUTECEK L	98 MÖSTL C	0:27	0	0	
20 FRIMMEL S	26 HERBURGER L	30 ZIVKOVIC B	53 BILYK N	55 WAGNER T	57 NIGG J	66 KOFLER E	0:24	0	0	
26 HERBURGER L	53 BILYK N	55 WAGNER T	57 NIGG J	66 KOFLER E	72 HUTECEK L	98 MÖSTL C	0:22	0	1	
20 FRIMMEL S	26 HERBURGER L	30 ZIVKOVIC B	53 BILYK N	57 NIGG J	72 HUTECEK L	98 MÖSTL C	0:19	0	0	
20 FRIMMEL S	26 HERBURGER L	51 BERGMANN L	55 WAGNER T	57 NIGG J	66 KOFLER E	72 HUTECEK L	0:17	0	1	
19 MOSER N	20 FRIMMEL S	26 HERBURGER L	57 NIGG J	66 KOFLER E	72 HUTECEK L	98 MÖSTL C	0:17	0	0	
20 FRIMMEL S	23 BELOS N	26 HERBURGER L	53 BILYK N	55 WAGNER T	57 NIGG J	72 HUTECEK L	0:16	0	0	
19 MOSER N	20 FRIMMEL S	26 HERBURGER L	30 ZIVKOVIC B	55 WAGNER T	57 NIGG J	72 HUTECEK L	0:12	1	0	
20 FRIMMEL S	26 HERBURGER L	45 DAMBÖCK E	55 WAGNER T	57 NIGG J	66 KOFLER E	72 HUTECEK L	0:10	0	0	
19 MOSER N	20 FRIMMEL S	26 HERBURGER L	55 WAGNER T	57 NIGG J	66 KOFLER E	72 HUTECEK L	0:10	0	0	
19 MOSER N	20 FRIMMEL S	26 HERBURGER L	30 ZIVKOVIC B	66 KOFLER E	72 HUTECEK L	98 MÖSTL C	0:09	0	0	
20 FRIMMEL S	23 BELOS N	51 BERGMANN L	55 WAGNER T	57 NIGG J	66 KOFLER E	72 HUTECEK L	0:08	0	0	
20 FRIMMEL S	30 ZIVKOVIC B	53 BILYK N	55 WAGNER T	57 NIGG J	72 HUTECEK L	98 MÖSTL C	0:07	0	0	
20 FRIMMEL S	26 HERBURGER L	30 ZIVKOVIC B	55 WAGNER T	57 NIGG J	66 KOFLER E	72 HUTECEK L	0:06	0	0	
20 FRIMMEL S	23 BELOS N	26 HERBURGER L	55 WAGNER T	57 NIGG J	72 HUTECEK L	98 MÖSTL C	0:05	0	0	
20 FRIMMEL S	23 BELOS N	26 HERBURGER L	55 WAGNER T	66 KOFLER E	72 HUTECEK L	98 MÖSTL C	0:04	0	0	
20 FRIMMEL S	26 HERBURGER L	55 WAGNER T	57 NIGG J	66 KOFLER E	72 HUTECEK L	98 MÖSTL C	0:03	0	0	

Score development								Time Played	G Diff.
20 FRIMMEL S	26 HERBURGER L	53 BILYK N	55 WAGNER T	57 NIGG J	66 KOFLER E	72 HUTECEK L	1:51	+3	
20 FRIMMEL S	53 BILYK N	55 WAGNER T	57 NIGG J	66 KOFLER E	72 HUTECEK L	98 MÖSTL C	3:00	+3	
20 FRIMMEL S	23 BELOS N	26 HERBURGER L	55 WAGNER T	57 NIGG J	66 KOFLER E	72 HUTECEK L	5:36	+2	
19 MOSER N	20 FRIMMEL S	26 HERBURGER L	30 ZIVKOVIC B	55 WAGNER T	57 NIGG J	72 HUTECEK L	0:12	+1	
20 FRIMMEL S	23 BELOS N	26 HERBURGER L	53 BILYK N	55 WAGNER T	72 HUTECEK L	98 MÖSTL C	0:27	+1	
20 FRIMMEL S	26 HERBURGER L	30 ZIVKOVIC B	53 BILYK N	66 KOFLER E	72 HUTECEK L	98 MÖSTL C	0:36	+1	
20 FRIMMEL S	23 BELOS N	26 HERBURGER L	45 DAMBÖCK E	57 NIGG J	66 KOFLER E	72 HUTECEK L	0:48	+1	
30 ZIVKOVIC B	53 BILYK N	55 WAGNER T	57 NIGG J	66 KOFLER E	72 HUTECEK L	98 MÖSTL C	0:58	+1	
20 FRIMMEL S	26 HERBURGER L	55 WAGNER T	57 NIGG J	66 KOFLER E	72 HUTECEK L	98 MÖSTL C	0:03	0	

OFFICIAL PARTNERS



EHF PARTNERS



NATIONAL SUPPLIERS



### Preliminary Round - Group A

### Line-Up Analysis

Herning

Attendance: 5.820

Match No: 1

GER 30 - 27 AUT

#### AUT - Austria

Score development								Time Played	G Diff.
20 FRIMMEL S	23 BELOS N	26 HERBURGER L	55 WAGNER T	66 KOFLER E	72 HUTECEK L	98 MÖSTL C	0:04	0	
20 FRIMMEL S	23 BELOS N	26 HERBURGER L	55 WAGNER T	57 NIGG J	72 HUTECEK L	98 MÖSTL C	0:05	0	
20 FRIMMEL S	26 HERBURGER L	30 ZIVKOVIC B	55 WAGNER T	57 NIGG J	66 KOFLER E	72 HUTECEK L	0:06	0	
20 FRIMMEL S	30 ZIVKOVIC B	53 BILYK N	55 WAGNER T	57 NIGG J	72 HUTECEK L	98 MÖSTL C	0:07	0	
20 FRIMMEL S	23 BELOS N	51 BERGMANN L	55 WAGNER T	57 NIGG J	66 KOFLER E	72 HUTECEK L	0:08	0	
19 MOSER N	20 FRIMMEL S	26 HERBURGER L	30 ZIVKOVIC B	66 KOFLER E	72 HUTECEK L	98 MÖSTL C	0:09	0	
20 FRIMMEL S	26 HERBURGER L	45 DAMBÖCK E	55 WAGNER T	57 NIGG J	66 KOFLER E	72 HUTECEK L	0:10	0	
19 MOSER N	20 FRIMMEL S	26 HERBURGER L	55 WAGNER T	57 NIGG J	66 KOFLER E	72 HUTECEK L	0:10	0	
20 FRIMMEL S	23 BELOS N	26 HERBURGER L	53 BILYK N	55 WAGNER T	57 NIGG J	72 HUTECEK L	0:16	0	
19 MOSER N	20 FRIMMEL S	26 HERBURGER L	57 NIGG J	66 KOFLER E	72 HUTECEK L	98 MÖSTL C	0:17	0	
20 FRIMMEL S	26 HERBURGER L	30 ZIVKOVIC B	53 BILYK N	57 NIGG J	72 HUTECEK L	98 MÖSTL C	0:19	0	
20 FRIMMEL S	26 HERBURGER L	30 ZIVKOVIC B	53 BILYK N	55 WAGNER T	57 NIGG J	66 KOFLER E	0:24	0	
19 MOSER N	20 FRIMMEL S	26 HERBURGER L	30 ZIVKOVIC B	53 BILYK N	72 HUTECEK L	98 MÖSTL C	0:27	0	
20 FRIMMEL S	26 HERBURGER L	53 BILYK N	55 WAGNER T	57 NIGG J	72 HUTECEK L	98 MÖSTL C	0:29	0	
20 FRIMMEL S	30 ZIVKOVIC B	53 BILYK N	55 WAGNER T	57 NIGG J	66 KOFLER E	72 HUTECEK L	0:36	0	
6 MAHR M	20 FRIMMEL S	26 HERBURGER L	53 BILYK N	55 WAGNER T	57 NIGG J	72 HUTECEK L	0:37	0	
20 FRIMMEL S	26 HERBURGER L	53 BILYK N	55 WAGNER T	66 KOFLER E	72 HUTECEK L	98 MÖSTL C	0:44	0	
19 MOSER N	20 FRIMMEL S	26 HERBURGER L	30 ZIVKOVIC B	53 BILYK N	57 NIGG J	72 HUTECEK L	1:16	0	
7 BOZOVIC J	20 FRIMMEL S	26 HERBURGER L	53 BILYK N	57 NIGG J	66 KOFLER E	72 HUTECEK L	1:17	0	
7 BOZOVIC J	20 FRIMMEL S	26 HERBURGER L	53 BILYK N	66 KOFLER E	72 HUTECEK L	98 MÖSTL C	1:22	0	
7 BOZOVIC J	20 FRIMMEL S	26 HERBURGER L	53 BILYK N	57 NIGG J	72 HUTECEK L	98 MÖSTL C	1:38	0	
7 BOZOVIC J	20 FRIMMEL S	53 BILYK N	55 WAGNER T	57 NIGG J	72 HUTECEK L	98 MÖSTL C	2:44	0	
20 FRIMMEL S	26 HERBURGER L	30 ZIVKOVIC B	57 NIGG J	66 KOFLER E	72 HUTECEK L	98 MÖSTL C	3:47	0	
20 FRIMMEL S	23 BELOS N	26 HERBURGER L	51 BERGMANN L	57 NIGG J	66 KOFLER E	72 HUTECEK L	5:21	0	
20 FRIMMEL S	26 HERBURGER L	51 BERGMANN L	55 WAGNER T	57 NIGG J	66 KOFLER E	72 HUTECEK L	0:17	-1	
26 HERBURGER L	53 BILYK N	55 WAGNER T	57 NIGG J	66 KOFLER E	72 HUTECEK L	98 MÖSTL C	0:22	-1	
20 FRIMMEL S	26 HERBURGER L	51 BERGMANN L	53 BILYK N	57 NIGG J	66 KOFLER E	72 HUTECEK L	0:48	-1	
20 FRIMMEL S	26 HERBURGER L	45 DAMBÖCK E	51 BERGMANN L	57 NIGG J	66 KOFLER E	72 HUTECEK L	1:15	-1	
26 HERBURGER L	30 ZIVKOVIC B	53 BILYK N	57 NIGG J	66 KOFLER E	72 HUTECEK L	98 MÖSTL C	1:30	-1	
7 BOZOVIC J	20 FRIMMEL S	26 HERBURGER L	53 BILYK N	55 WAGNER T	72 HUTECEK L	98 MÖSTL C	1:33	-1	
20 FRIMMEL S	23 BELOS N	26 HERBURGER L	57 NIGG J	66 KOFLER E	72 HUTECEK L	98 MÖSTL C	4:57	-1	
20 FRIMMEL S	26 HERBURGER L	30 ZIVKOVIC B	53 BILYK N	57 NIGG J	66 KOFLER E	98 MÖSTL C	4:20	-3	
20 FRIMMEL S	26 HERBURGER L	53 BILYK N	57 NIGG J	66 KOFLER E	72 HUTECEK L	98 MÖSTL C	8:54	-6	

Empty Goal								Time Played	GF	GA
20 FRIMMEL S	23 BELOS N	26 HERBURGER L	55 WAGNER T	57 NIGG J	66 KOFLER E	72 HUTECEK L	5:36	4	2	
20 FRIMMEL S	26 HERBURGER L	53 BILYK N	55 WAGNER T	57 NIGG J	66 KOFLER E	72 HUTECEK L	1:51	3	0	
7 BOZOVIC J	20 FRIMMEL S	26 HERBURGER L	53 BILYK N	57 NIGG J	66 KOFLER E	72 HUTECEK L	1:17	0	0	
19 MOSER N	20 FRIMMEL S	26 HERBURGER L	30 ZIVKOVIC B	53 BILYK N	57 NIGG J	72 HUTECEK L	1:16	0	0	
20 FRIMMEL S	23 BELOS N	26 HERBURGER L	45 DAMBÖCK E	57 NIGG J	66 KOFLER E	72 HUTECEK L	0:48	1	0	
6 MAHR M	20 FRIMMEL S	26 HERBURGER L	53 BILYK N	55 WAGNER T	57 NIGG J	72 HUTECEK L	0:37	0	0	
20 FRIMMEL S	30 ZIVKOVIC B	53 BILYK N	55 WAGNER T	57 NIGG J	66 KOFLER E	72 HUTECEK L	0:36	0	0	
20 FRIMMEL S	26 HERBURGER L	30 ZIVKOVIC B	53 BILYK N	55 WAGNER T	57 NIGG J	66 KOFLER E	0:24	0	0	
20 FRIMMEL S	23 BELOS N	26 HERBURGER L	53 BILYK N	55 WAGNER T	57 NIGG J	72 HUTECEK L	0:16	0	0	
19 MOSER N	20 FRIMMEL S	26 HERBURGER L	30 ZIVKOVIC B	55 WAGNER T	57 NIGG J	72 HUTECEK L	0:12	1	0	
20 FRIMMEL S	26 HERBURGER L	45 DAMBÖCK E	55 WAGNER T	57 NIGG J	66 KOFLER E	72 HUTECEK L	0:10	0	0	
19 MOSER N	20 FRIMMEL S	26 HERBURGER L	55 WAGNER T	57 NIGG J	66 KOFLER E	72 HUTECEK L	0:10	0	0	
20 FRIMMEL S	26 HERBURGER L	30 ZIVKOVIC B	55 WAGNER T	57 NIGG J	66 KOFLER E	72 HUTECEK L	0:06	0	0	

Legend:  
G Diff. Goals Difference

#### OFFICIAL PARTNERS



#### EHF PARTNERS



#### NATIONAL SUPPLIERS

