

Start List

Match No: 10

CRO - AUT

Referees: HANSEN Mads (DEN) / MADSEN Jesper (DEN)
Reserve Referees: HORACEK Vaclav (CZE) / NOVOTNY Jiri (CZE)

EHF Supervisor: VIZITIU Nicolae (MDA)
EHF Observer: TOGSTAD Øyvind (NOR)
Timekeeper: LEYDECKER Nina (GER)
Scorekeeper: KERN Anke (GER)

CRO - Croatia

No.	Name	Pos.	Height m	Int. Matches		Competition Statistics							
				MP	G	MP	G	7mG	YC	2Min	RC	S	7mS
12	MANDIC Matej	GK	2.04	11	0	1						5	
16	IVIC Filip	GK	1.95	53	1	1						3	
2	MIHIC Lovro	LW	1.81	51	72	1							
5	DUVNJAK Domagoj	CB	1.98	245	751	1				1			
6	SOSTARIC Mario	RW	1.93	7	27	1	8	3					
18	KARACIC Igor	CB	1.91	111	280	1	2						
21	NACINOVIC Veron	P	2.04	18	35	1	4						
30	MAMIC Marko	LB	2.02	80	123	1							
33	CINDRIC Luka	CB	1.81	100	294	1	2						
41	LUCIN Tin	CB	1.96	24	71	1	5			1			
51	MARTINOVIC Ivan	RB	1.94	37	162	1	8						
53	SIPIC Marin	P	1.90	58	117	1							
57	GLAVAS Filip	RW	1.84	29	98	1	2	2					
58	SRNA Zvonimir	LB	2.02	17	26	1	3						
59	KLARICA Luka Lovre	RB	1.98	12	22	1	3						
62	JELINIC Marin	LW	1.94	26	66	1	2						
(NN)	KUSAN Tomislav	P	2.00	5	7								
(NN)	MARAS Mateo	RB	2.03	14	24								
(NN)	PILIPOVIC Kristian	GK	1.91	4	0								
Headcoach	PERKOVAC Goran			Bench/Team									

CRO Played		
PR	ESP	39 - 29
PR	AUT	14 JAN
PR	ROU	16 JAN

AUT - Austria

No.	Name	Pos.	Height m	Int. Matches		Competition Statistics							
				MP	G	MP	G	7mG	YC	2Min	RC	S	7mS
39	HÄUSLE Ralf Patrick	GK	1.89	17	0	1						1	1
98	MÖSTL Constantin	GK	1.86	18	0	1						17	
6	MAHR Markus	LB	1.89	7	6	1	1						
7	BOZOVIC Janko	RB	2.04	181	503	1	1						
20	FRIMMEL Sebastian	LW	1.90	99	329	1	6						
23	BELOS Nemanja	LB	1.92	4	0	1							
26	HERBURGER Lukas	P	1.97	66	53	1				1			
28	WEBER Robert	RW	1.79	217	949	1	4	1					
30	ZIVKOVIC Boris	RB	1.95	64	130	1	2						
34	MITTENDORFER Moritz	LB	1.93	19	10	1							
45	DAMBÖCK Eric	LW	1.81	28	30	1	1						
53	BILYK Mykola	LB	1.98	99	438	1	3						
55	WAGNER Tobias	P	1.98	94	239	1	5			1			
57	NIGG Jakob	RW	1.84	7	10	1	3						
72	HUTECEK Lukas	CB	1.89	43	151	1	5						
97	MISKOVEZ Michael	RB	1.97	21	4	1							
(NN)	EICHBERGER Thomas	GK	1.95	34	2								
(NN)	SCHWEIGHOFER Lukas	P	1.91	11	4								
Headcoach	PAJOVIC Ales (SLO)			Bench/Team									

AUT Played		
PR	ROU	31 - 24
PR	CRO	14 JAN
PR	ESP	16 JAN

Notes:

Players below the bold line are not playing in this match.

Legend:

(NN) Not nominated	2Min 2-Minute Suspensions	7mG 7-metre Goals	7mS 7-metre Saves
CB Centre Back	G Goals	GK Goalkeeper	LB Left Back
LW Left Wing	MP Matches Played	P Line Player	Pos Position
PR Preliminary Round	RB Right Back	RC Red Cards (Direct and after 3rd 2-Minute Suspension)	
RW Right Wing	S Saves	YC Yellow Cards	

Results

Match No: 10

CRO 28 - 28 AUT

(14 - 12) (14 - 16)

Referees: HANSEN Mads (DEN) / MADSEN Jesper (DEN)

Croatia

Coach: PERKOVAC Goran

Time outs: 3

No.	Name	Total			Goals / Shots							Punishments			TP	
		Goals	Shots	%	7m	6m	Wing	BT	FB	FTO	9m	EG	YC	RC		2M
2	MIHIC Lovro															30:00
5	DUVNJAK Domagoj	0	1	0												12:58
6	SOSTARIC Mario	6	6	100	4/4		2/2									30:33
12	MANDIC Matej															45:27
16	IVIC Filip															12:03
18	KARACIC Igor	0	1	0				0/1								11:18
21	NACINOVIC Veron	5	6	83		5/6										50:38
30	MAMIC Marko														1	5:47
33	CINDRIC Luka	3	5	60				1/1			2/3					29:35
41	LUCIN Tin	1	5	20				1/1			0/3				1	26:45
51	MARTINOVIC Ivan	2	2	100				2/2								25:10
53	SIPIC Marin	1	1	100			1/1									6:13
57	GLAVAS Filip	3	3	100			1/1	2/2								25:42
58	SRNA Zvonimir	1	5	20						0/1	1/4				1	43:45
59	KLARICA Luka Lovre	3	5	60				2/2	0/1		1/2					34:36
62	JELINIC Marin	3	5	60		2/2	0/2		1/1							29:30
Totals		28	45	62	4/4	9/12	4/6	6/7	1/2	0/1	4/13				3	60:00

No.	Name	Total			Saves / Shots						
		Saves	Shots	%	7m	6m	Wing	BT	FB	FTO	9m
12	MANDIC Matej	10	32	31	0/1	4/9	2/8	1/3	0/2	0/1	3/8
16	IVIC Filip	2	8	25			1/2	0/3			1/3
Totals		12	40	30	0/1	4/9	3/10	1/6	0/2	0/1	4/11

Austria

Coach: PAJOVIC Ales

Time outs: 2

No.	Name	Total			Goals / Shots							Punishments			TP	
		Goals	Shots	%	7m	6m	Wing	BT	FB	FTO	9m	EG	YC	RC		2M
6	MAHR Markus															0:00
7	BOZOVIC Janko	3	3	100				1/1			2/2				1	21:10
20	FRIMMEL Sebastian	2	4	50			2/4						1		1	57:41
23	BELOS Nemanja															0:00
26	HERBURGER Lukas	2	2	100		2/2									1	39:31
28	WEBER Robert	6	7	86	1/1		5/6									57:56
30	ZIVKOVIC Boris	2	7	29		0/4		1/1		1/1	0/1					29:31
34	MITTENDORFER Moritz															0:00
39	HÄUSLE Ralf Patrick															19:38
45	DAMBÖCK Eric															2:49
53	BILYK Mykola	7	11	64		1/1		2/3	2/2		2/5					48:20
55	WAGNER Tobias	2	3	67		2/3										27:05
57	NIGG Jakob															0:00
72	HUTECEK Lukas	4	7	57				1/1			3/6					54:40
97	MISKOVEZ Michael														1	25:34
98	MÖSTL Constantin															36:05
Totals		28	44	64	1/1	5/10	7/10	5/6	2/2	1/1	7/14		1		4	60:00

No.	Name	Total			Saves / Shots						
		Saves	Shots	%	7m	6m	Wing	BT	FB	FTO	9m
39	HÄUSLE Ralf Patrick	2	13	15	0/3	1/6		0/2			1/2
98	MÖSTL Constantin	7	24	29	0/1	2/6	1/5	1/5	1/2		2/5
Totals		9	37	24	0/4	3/12	1/5	1/7	1/2		3/7

Attacks

Team	All		Player Majority		Player Minority		Position Attacks		FB		Ind. FB		Team FB		TO	TO %
	G/Att.	%	G/Att.	%	G/Att.	%	G/Att.	%	G/Att.	%	G/Att.	%	G/Att.	%		
CRO	28/50	56	2/5	40	1/3	33	27/46	59	1/3	33			1/3	33	9	18
AUT	28/51	55	2/3	67	2/4	50	25/46	54	2/4	50			2/4	50	9	18

RUNNING SCORE

CRO - AUT

		1st Half	
CINDRIC L	1 (1) 0		
JELINIC M	2 (2) 0		
	2 (3) 1	WEBER R	
JELINIC M	3 (3) 1		
SOSTARIC M	4 (3) 1		
MARTINOVIC I	5 (4) 1		
	5 (7) 2	ZIVKOVIC B	
	5 (9) 3	WEBER R	
CINDRIC L	6 (10) 3		
	6 (10) 4	ZIVKOVIC B	
JELINIC M	7 (10) 4		
	7 (11) 5	WEBER R	
SRNA Z	8 (12) 5		
	8 (14) 6	BILYK M	
NACINOVIC V	9 (15) 6		
	9 (16) 7	WAGNER T	
	9 (17) 8	WAGNER T	
	9 (20) 9	BILYK M	
SIPIC M	10 (20) 9		
	10 (20) 10	WEBER R	
SOSTARIC M	11 (22) 10		
KLARICA L	12 (23) 10		
	12 (24) 11	BILYK M	
SOSTARIC M	13 (27) 11		
SOSTARIC M	14 (29) 11		
	14 (30) 12	BILYK M	

2nd Half

KLARICA L	15 (32) 12		
	15 (32) 13	HERBURGER L	
	15 (33) 14	WEBER R	
	15 (35) 15	BILYK M	
GLAVAS F	16 (35) 15		
	16 (36) 16	BILYK M	
NACINOVIC V	17 (37) 16		
	17 (38) 17	HUTECEK L	
	17 (39) 18	FRIMMEL S	
NACINOVIC V	18 (40) 18		
	18 (42) 19	HUTECEK L	
LUCIN T	19 (43) 19		
SOSTARIC M	20 (45) 19		
MARTINOVIC I	21 (47) 19		
	21 (47) 20	HUTECEK L	
SOSTARIC M	22 (48) 20		
	22 (48) 21	BOZOVIC J	
NACINOVIC V	23 (49) 21		
	23 (49) 22	HUTECEK L	
NACINOVIC V	24 (50) 22		
	24 (51) 23	BILYK M	
CINDRIC L	25 (52) 23		
	25 (52) 24	FRIMMEL S	
GLAVAS F	26 (53) 24		
	26 (55) 25	BOZOVIC J	
KLARICA L	27 (55) 25		
GLAVAS F	28 (56) 25		
	28 (57) 26	BOZOVIC J	
	28 (58) 27	HERBURGER L	
	28 (59) 28	WEBER R	

Legend:													
%	Efficiency	2M	2-Minute Suspensions	6m	6-metre Shots	7m	7-metre Penalty Shots						
9m	9-metre Shots	BT	Breakthroughs	EG	Empty Goal	FB	Fast Breaks						
FTO	Fast Throw off	G/Att.	Goals/Attacks	Ind.	Individual	No.	Uniform Number						
RC	Red Cards (Direct and after 3rd 2-Minute Suspension)	TO	Turnover	TP	Time Played								
Wing	Wing Shots	YC	Yellow Cards										

Match Team Statistics

Match No: 10

CRO 28 - 28 AUT

(14 - 12) (14 - 16)

Referees: HANSEN Mads (DEN) / MADSEN Jesper (DEN)

CRO - Croatia

Coach: PERKOVAC Goran

Time outs: 3

No.	Name	Total			All Goals / Shots									Punishments				Offence			Defence			TP	
		Goals	Shots	%	7m	7m%	6m	Wing	BT	FB	FTO	9m	EG	YC	RC	2M	2+2	AS	R7	TO/TF	ST	BS	P7		
2	MIHIC Lovro																								30:00
5	DUVNJAK Domagoj	0	1	0							0/1							2	1	/ 1		1			12:58
6	SOSTARIC Mario	6	6	100	4/4	100		2/2																	30:33
12	MANDIC Matej																								45:27
16	IVIC Filip																								12:03
18	KARACIC Igor	0	1	0				0/1										2	1						11:18
21	NACINOVIC Veron	5	6	83			5/6													/ 1	1				50:38
30	MAMIC Marko														1								1		5:47
33	CINDRIC Luka	3	5	60			0/1		1/1		2/3						4	1	2		1				29:35
41	LUCIN Tin	1	5	20			0/1		1/1		0/3				1		3		1						26:45
51	MARTINOVIC Ivan	2	2	100				2/2									3	1	/ 1						25:10
53	SIPIC Marin	1	1	100			1/1																		6:13
57	GLAVAS Filip	3	3	100			1/1	2/2																	25:42
58	SRNA Zvonimir	1	5	20						0/1	1/4				1		3		2						43:45
59	KLARICA Luka Lovre	3	5	60					2/2	0/1	1/2						2								34:36
62	JELINIC Marin	3	5	60			2/2	0/2		1/1												1			29:30
Totals		28	45	62	4/4	100	9/12	4/6	6/7	1/2	0/1	4/13			3		19	4	6 / 3		3	1	1		

No.	Name	Total			All Saves / Shots										
		Saves	Shots	%	7m	7m%	6m	Wing	BT	FB	FTO	9m	9m%	NS	NS%
12	MANDIC Matej	10	32	31	0/1	0	4/9	2/8	1/3	0/2	0/1	3/8	38	7/20	35
16	IVIC Filip	2	8	25			1/2	0/3			1/3	33	1/5	20	
Totals		12	40	30	0/1	0	4/9	3/10	1/6	0/2	0/1	4/11	36	8/25	32

Attacks

Team	All		Player Majority		Player Minority		Position Attacks		FB		Ind. FB		Team FB		TO	TO %
	G/Att.	%	G/Att.	%	G/Att.	%	G/Att.	%	G/Att.	%	G/Att.	%	G/Att.	%		
CRO	28/50	56	2/5	40	1/3	33	27/46	59	1/3	33			1/3	33	9	18

Team Shots

	Goals	Saves	Missed	Post	Blocked	Total	%	Prop %
6m Shots	9	3				12	75	27
Wing Shots	4	1		1		6	67	13
L R	4	1		1		2 4	0 100	4 9
9m Shots	4	3	4	1	1	13	31	29
L C R	4	1 2	4	1	1	1 10 2	0 40 0	2 22 4
7m Penalty Throws	4					4	100	9
Fast Breaks	1	1				2	50	4
Breakthroughs	6	1				7	86	16
Totals	28	9	5	2	1	45	62	100

Legend:									
%	Efficiency	2M	2-Minute Suspensions	2+2	2+2 Minute Suspensions	6m	6-metre Shots	7m	7-metre Penalty Shots
9m	9-metre Shots	AS	Assists	BS	Blocked Shots	BT	Breakthroughs	C	Center
EG	Empty Goal	FB	Fast Breaks	FTO	Fast Throw off	G/Att.	Goals/Attacks	Ind.	Individual
L	Left	NS	Near Shots	P7	Penalty 7-metre Fouls	Prop %	Proportion of Goals	R7	Received 7-metre Fouls
R	Right	RC	Red Cards (Direct and after 3rd 2-Minute Suspension)	P7	Penalty 7-metre Fouls	ST	Steals	TO/TF	Turnover/Technical Faults
TP	Time Played	Wing	Wing Shots	YC	Yellow Cards				

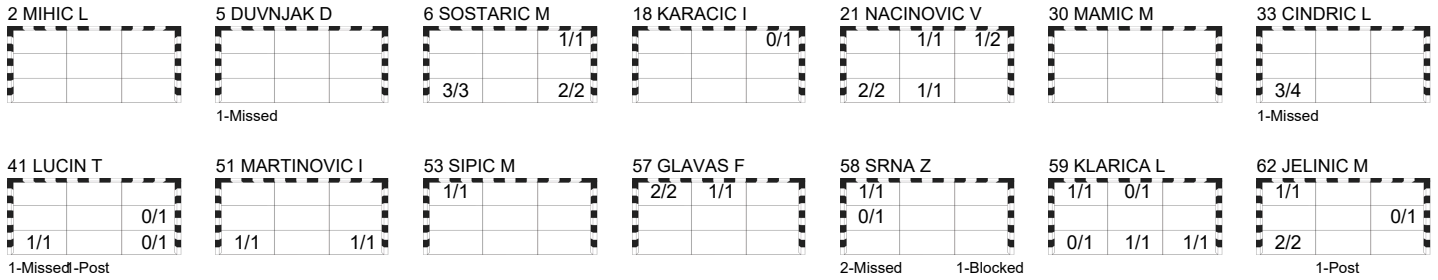
Match Team Statistics
Match No: 10

CRO 28 - 28 AUT
(14 - 12) (14 - 16)

Referees: HANSEN Mads (DEN) / MADSEN Jesper (DEN)

CRO - Croatia

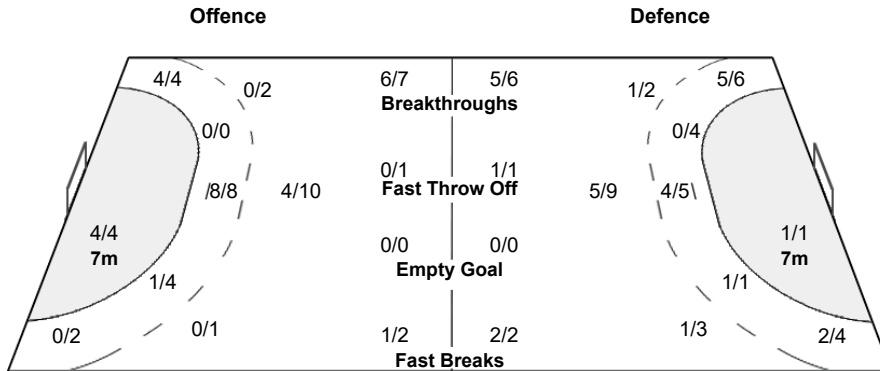
Overview of Shot Distribution



Team Goals / Shots

6/6	2/3	2/4
0/1		0/2
12/14	2/2	4/5

5-Missed 2-Post 1-Blocked



Goalkeepers Saves / Shots

1/3	1/1	0/3
4/12		4/10
1/6		1/5

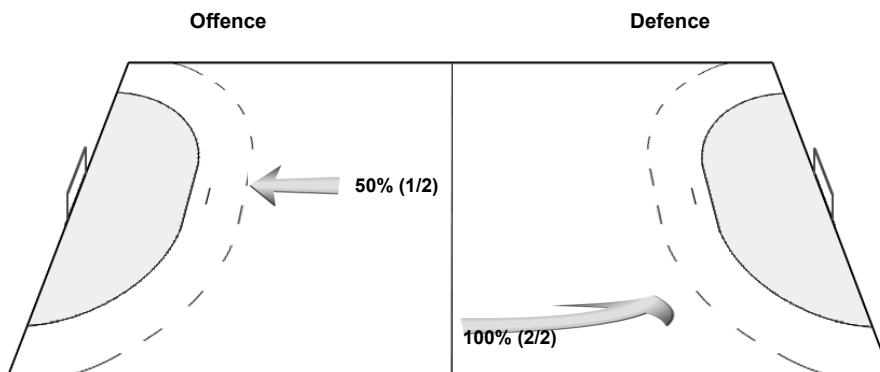
12 MANDIC M

1/3	1/1	0/3
4/10		3/8
1/5		0/2

16 IVIC F

0/2		1/2
0/1		1/3

Shot Distribution Fast Breaks



Match Team Statistics
Match No: 10

CRO 28 - 28 AUT
(14 - 12) (14 - 16)

Referees: HANSEN Mads (DEN) / MADSEN Jesper (DEN)

AUT - Austria

Coach: PAJOVIC Ales (SLO)

Time outs: 2

No.	Name	Total			All Goals / Shots								Punishments				Offence			Defence			TP	
		Goals	Shots	%	7m	7m%	6m	Wing	BT	FB	FTO	9m	EG	YC	RC	2M	2+2	AS	R7	TO/TF	ST	BS		P7
6	MAHR Markus																							0:00
7	BOZOVIC Janko	3	3	100					1/1			2/2				1		1		/ 1				21:10
20	FRIMMEL Sebastian	2	4	50				2/4						1	1						1			57:41
23	BELOS Nemanja																							0:00
26	HERBURGER Lukas	2	2	100							2/2				1						1	1	2	39:31
28	WEBER Robert	6	7	86	1/1	100		5/6									1		2					57:56
30	ZIVKOVIC Boris	2	7	29				0/4		1/1		1/1	0/1					6	1	1				29:31
34	MITTENDORFER Moritz																							0:00
39	HÄUSLE Ralf Patrick																							19:38
45	DAMBÖCK Eric																							2:49
53	BILYK Mykola	7	11	64				1/1		2/3	2/2		2/5				4							48:20
55	WAGNER Tobias	2	3	67				2/3												/ 1				27:05
57	NIGG Jakob																							0:00
72	HUTECEK Lukas	4	7	57					1/1			3/6					4		1					54:40
97	MISKOVEZ Michael														1								2	25:34
98	MÖSTL Constantin																			1				36:05
Team																								2
Totals		28	44	64	1/1	100	5/10	7/10	5/6	2/2	1/1	7/14		1	4		16	1	5/4		2	1	4	

No.	Name	Total			All Saves / Shots										
		Saves	Shots	%	7m	7m%	6m	Wing	BT	FB	FTO	9m	9m%	NS	NS%
39	HÄUSLE Ralf Patrick	2	13	15	0/3	0	1/6			0/2		1/2	50	1/8	13
98	MÖSTL Constantin	7	24	29	0/1	0	2/6	1/5	1/5	1/2		2/5	40	4/16	25
Totals		9	37	24	0/4	0	3/12	1/5	1/7	1/2		3/7	43	5/24	21

Attacks

Team	All		Player Majority		Player Minority		Position Attacks		FB		Ind. FB		Team FB		TO	TO %
	G/Att.	%	G/Att.	%	G/Att.	%	G/Att.	%	G/Att.	%	G/Att.	%	G/Att.	%		
AUT	28/51	55	2/3	67	2/4	50	25/46	54	2/4	50			2/4	50	9	18

Team Shots

	Goals	Saves	Missed	Post	Blocked	Total	%	Prop %
6m Shots	5	4	1			10	50	23
Wing Shots	7	3				10	70	23
L R	2 5	2 1				4 6	50 83	9 14
9m Shots	7	4	1	1	1	14	50	32
L C R	1 5 1	1 2 1	1	1	1	3 9 2	33 56 50	7 20 5
7m Penalty Throws	1					1	100	2
Fast Breaks	2					2	100	5
Breakthroughs	5	1				6	83	14
Totals	28	12	2	1	1	44	64	100

Legend:	
% Efficiency	2M 2-Minute Suspensions
9m 9-metre Shots	2+2 2+2 Minute Suspensions
EG Empty Goal	AS Assists
L Left	BS Blocked Shots
R Right	FB Fast Breaks
TP Time Played	FTO Fast Throw off
	NS Near Shots
	P7 Penalty 7-metre Fouls
	RC Red Cards (Direct and after 3rd 2-Minute Suspension)
	ST Steals
	YC Yellow Cards
	6m 6-metre Shots
	7m 7-metre Penalty Shots
	BT Breakthroughs
	C Center
	G/Att. Goals/Attacks
	Ind. Individual
	R7 Received 7-metre Fouls
	TO/TF Turnover/Technical Faults

Match Team Statistics

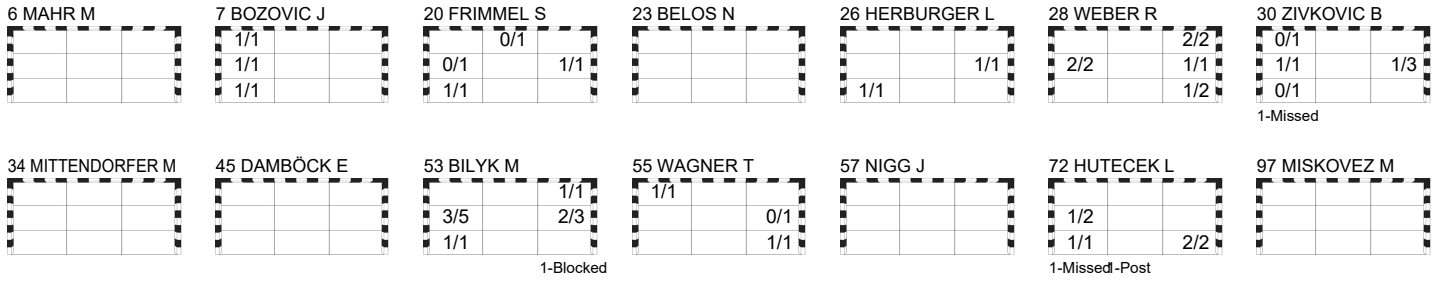
Match No: 10

CRO 28 - 28 AUT
(14 - 12) (14 - 16)

Referees: HANSEN Mads (DEN) / MADSEN Jesper (DEN)

AUT - Austria

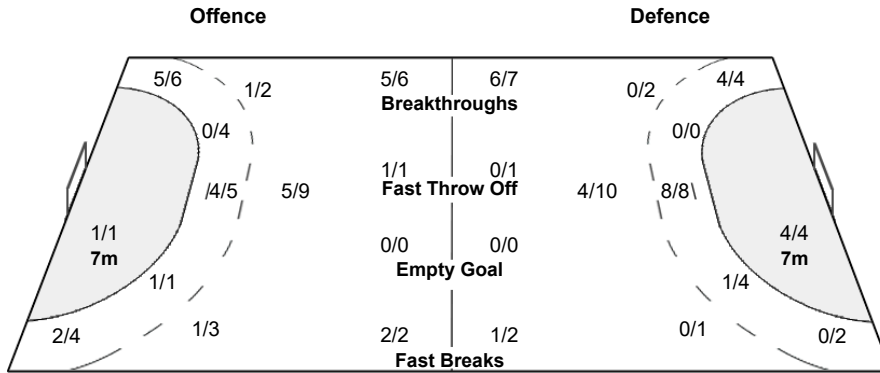
OverView of Shot Distribution



Team
Goals / Shots

2/3	0/1	3/3
8/12		6/10
5/6		4/5

2-Missed 1-Post 1-Blocked



Goalkeepers
Saves / Shots

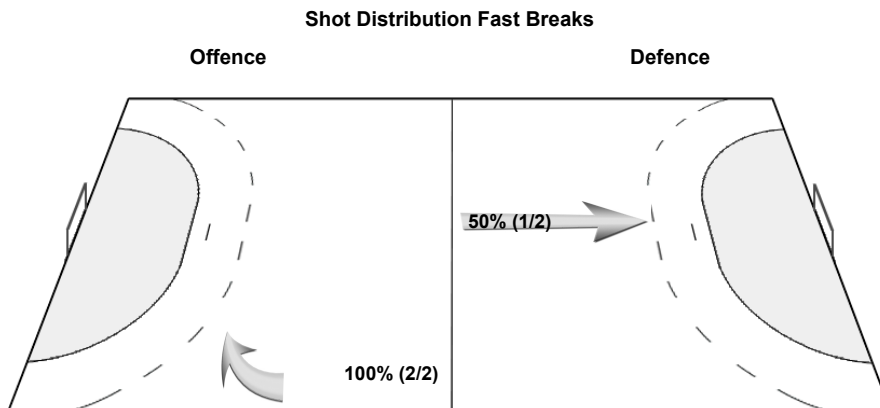
0/6	1/3	2/4
1/1		2/2
2/14	0/2	1/5

39 HÄUSLE R

	1/3	0/1
		1/1
0/5	0/1	0/2

98 MÖSTL C

0/6		2/3
1/1		1/1
2/9	0/1	1/3



Play by Play

Match No: 10

CRO 28 - 28 AUT

(14 - 12) (14 - 16)

Referees: HANSEN Mads (DEN) / MADSEN Jesper (DEN)

CRO 2 MIHIC Lovro 12 MANDIC Matej 21 NACINOVIC Veron 41 LUCIN Tin 57 GLAVAS Filip 62 JELINIC Marin	5 DUVNJAK Domagoj 16 IVIC Filip 30 MAMIC Marko 51 MARTINOVIC Ivan 58 SRNA Zvonimir	6 SOSTARIC Mario 18 KARACIC Igor 33 CINDRIC Luka 53 SIPIC Marin 59 KLARICA Luka Lovre	A DVORSEK Boris B PERKOVAC Goran C MATOSEVIC Valter D KERCEL Zeljko
AUT 6 MAHR Markus 23 BELOS Nemanja 30 ZIVKOVIC Boris 45 DAMBÖCK Eric 57 NIGG Jakob 98 MÖSTL Constantin	7 BOZOVIC Janko 26 HERBURGER Lukas 34 MITTENDORFER Moritz 53 BILYK Mykola 72 HUTECEK Lukas	20 FRIMMEL Sebastian 28 WEBER Robert 39 HÄUSLE Ralf Patrick 95 WAGNER Tobias 97 MISKOVEZ Michael	A GIERLINGER Erwin B PAJOVIC Ales C MARINOVIC Nikola E EHRENBERGER Patrick

1st HALF

Match Time	CRO - Croatia	Score	Lead	AUT - Austria
0:00	12 MANDIC M Goalkeeper			98 MÖSTL C Goalkeeper
0:39	33 CINDRIC L Goal centre 9m bottom left, 111.42 km/h	1 - 0	+1	
1:33				53 BILYK M Shot centre 9m saved middle left
1:41	62 JELINIC M Goal fast break bottom left (51 MARTINOVIC I), 100.81 km/h	2 - 0	+2	
2:09		2 - 1	+1	28 WEBER R Goal right wing middle right (30 ZIVKOVIC B), 86.65 km/h
2:22	62 JELINIC M Goal centre 6m top left (51 MARTINOVIC I)	3 - 1	+2	
2:35				20 FRIMMEL S Shot left wing saved middle left
2:42	6 SOSTARIC M Goal right wing bottom right (33 CINDRIC L)	4 - 1	+3	
3:17				30 ZIVKOVIC B Shot right 6m saved middle right
3:52	51 MARTINOVIC I Goal breakthrough bottom right, 95.17 km/h	5 - 1	+4	
4:53				30 ZIVKOVIC B Shot right 9m saved top left
6:04	33 CINDRIC L Shot centre 9m missed			
6:17	58 SRNA Z 2-minutes suspension			
6:18				
6:27		5 - 2	+3	30 ZIVKOVIC B Goal breakthrough middle right, 99.69 km/h
6:37	41 LUCIN T for 12 MANDIC M Empty goal			
7:29	41 LUCIN T Shot centre 9m saved bottom right			
7:32	12 MANDIC M for 41 LUCIN T Goalkeeper back			
7:56				30 ZIVKOVIC B Shot right 6m saved bottom left
8:18				
8:22		5 - 3	+2	28 WEBER R Goal right wing middle left (30 ZIVKOVIC B), 64.79 km/h
9:07	33 CINDRIC L Goal breakthrough bottom left, 90.66 km/h	6 - 3	+3	
9:16		6 - 4	+2	30 ZIVKOVIC B Goal fast throw off middle left (72 HUTECEK L), 106.91 km/h
9:59	62 JELINIC M Goal centre 6m bottom left (33 CINDRIC L), 92.86 km/h	7 - 4	+3	
10:40		7 - 5	+2	28 WEBER R Goal right wing bottom right (30 ZIVKOVIC B), 72.11 km/h
11:41	58 SRNA Z Goal centre 9m top left, 120.23 km/h	8 - 5	+3	
11:51				72 HUTECEK L Shot left 9m saved middle left
11:58	58 SRNA Z Shot centre 9m missed			
12:03				98 MÖSTL C Turnover Fastbreak
12:17				20 FRIMMEL S Warning (yellow card)
12:56	58 SRNA Z Turnover			
13:04		8 - 6	+2	53 BILYK M Goal fast break middle left (72 HUTECEK L), 105.27 km/h
14:00	21 NACINOVIC V Shot left 6m saved top right			
14:10	21 NACINOVIC V Goal left 6m top right (58 SRNA Z)	9 - 6	+3	
15:09		9 - 7	+2	55 WAGNER T Goal centre 6m top left (30 ZIVKOVIC B), 108.15 km/h
15:47	18 KARACIC I Shot breakthrough saved top right			
16:21		9 - 8	+1	55 WAGNER T Goal centre 6m bottom right (72 HUTECEK L), 106.02 km/h
16:35	Team timeout			
16:49	62 JELINIC M Shot left wing saved middle right			
17:35				30 ZIVKOVIC B Shot right 6m missed
18:35	51 MARTINOVIC I Technical Fault			
18:47				53 BILYK M Shot breakthrough saved middle left
18:55	41 LUCIN T Turnover			26 HERBURGER L Steal
19:02		9 - 9	0	53 BILYK M Goal fast break middle left (28 WEBER R), 113.49 km/h
19:31	53 SIPIC M Goal centre 6m top left (18 KARACIC I), 81.94 km/h	10 - 9	+1	
19:45	30 MAMIC M 7m caused			30 ZIVKOVIC B 7m received
19:59		10 - 10	0	28 WEBER R Goal Penalty shot top right (30 ZIVKOVIC B), 83.73 km/h
21:10	18 KARACIC I 7m received			97 MISKOVEZ M 7m caused
21:16				39 HÄUSLE R for 98 MÖSTL C Goalkeeper Substitution
21:16	6 SOSTARIC M Goal Penalty shot top right (18 KARACIC I), 109.80 km/h	11 - 10	+1	
21:47				98 MÖSTL C for 39 HÄUSLE R Goalkeeper Substitution
22:08				30 ZIVKOVIC B Turnover

Play by Play
Match No: 10

Mannheim

CRO 28 - 28 AUT
(14 - 12) (14 - 16)

1st HALF

Match Time	CRO - Croatia	Score	Lead	AUT - Austria
22:56	59 KLARICA L Goal breakthrough top left, 101.11 km/h	12 - 10	+2	
23:35				Team timeout
23:48		12 - 11	+1	
24:54	58 SRNA Z Shot right 9m saved middle left			53 BILYK M Goal breakthrough top right, 109.73 km/h
25:36				55 WAGNER T Technical Fault
26:16	5 DUVNJAK D 7m received			26 HERBURGER L 7m caused
26:16				26 HERBURGER L 2-minutes suspension
26:16				39 HÄUSLE R for 98 MÖSTL C Goalkeeper Substitution
26:16	6 SOSTARIC M Goal Penalty shot bottom right (5 DUVNJAK D), 106.74 km/h	13 - 11	+2	
26:17				
26:28				98 MÖSTL C for 39 HÄUSLE R Goalkeeper Substitution
26:33				30 ZIVKOVIC B for 98 MÖSTL C Empty goal
27:17				72 HUTECEK L Shot centre 9m missed
27:23				98 MÖSTL C for 72 HUTECEK L Goalkeeper back
27:29	62 JELINIC M Shot left wing post			
27:40				55 WAGNER T for 98 MÖSTL C Empty goal
28:17				
28:20				98 MÖSTL C for 26 HERBURGER L Goalkeeper back
28:24	62 JELINIC M Steal			28 WEBER R Turnover
28:32	6 SOSTARIC M Goal right wing bottom left (59 KLARICA L), 108.02 km/h	14 - 11	+3	
28:51				55 WAGNER T for 98 MÖSTL C Empty goal
29:10		14 - 12	+2	53 BILYK M Goal centre 9m middle right, 126.26 km/h
29:12				98 MÖSTL C for 30 ZIVKOVIC B Goalkeeper back
29:23	58 SRNA Z Shot centre 9m blocked			26 HERBURGER L Block
29:46	21 NACINOVIC V Technical Fault			
29:59				72 HUTECEK L Shot centre 9m post

2nd HALF

Match Time	CRO - Croatia	Score	Lead	AUT - Austria
30:00	12 MANDIC M Goalkeeper			39 HÄUSLE R Goalkeeper
30:37				30 ZIVKOVIC B Shot right 6m saved middle right
31:07	59 KLARICA L Goal centre 9m bottom right, 112.75 km/h	15 - 12	+3	
31:17		15 - 13	+2	26 HERBURGER L Goal centre 6m bottom left (30 ZIVKOVIC B), 84.40 km/h
31:31	5 DUVNJAK D Technical Fault			
32:45		15 - 14	+1	28 WEBER R Goal right wing middle left (53 BILYK M), 43.46 km/h
33:22	59 KLARICA L Shot right 9m saved top centre			
33:34	5 DUVNJAK D Shot centre 9m missed			
34:48		15 - 15	0	53 BILYK M Goal left 6m bottom left (72 HUTECEK L)
34:58	57 GLAVAS F Goal centre 6m top centre (5 DUVNJAK D), 66.83 km/h	16 - 15	+1	
35:48		16 - 16	0	53 BILYK M Goal left 9m middle left, 118.07 km/h
36:42	21 NACINOVIC V Goal centre 6m bottom centre (58 SRNA Z), 82.55 km/h	17 - 16	+1	
37:13		17 - 17	0	72 HUTECEK L Goal centre 9m bottom left, 108.34 km/h
37:32	58 SRNA Z Shot fast throw off missed			
37:58	5 DUVNJAK D Block			53 BILYK M Shot left 9m blocked
38:14		17 - 18	-1	20 FRIMMEL S Goal left wing middle right (53 BILYK M), 109.24 km/h
38:26	16 IVIC F for 12 MANDIC M Goalkeeper Substitution			
38:29	Team timeout			
39:24	41 LUCIN T Shot left 6m saved middle right			
39:51	21 NACINOVIC V Goal centre 6m bottom left (33 CINDRIC L), 84.41 km/h	18 - 18	0	
40:03				28 WEBER R Shot right wing saved bottom right
40:51	41 LUCIN T Shot centre 9m missed			
41:48		18 - 19	-1	72 HUTECEK L Goal centre 9m bottom right, 104.13 km/h
42:36	41 LUCIN T Goal breakthrough bottom left, 113.10 km/h	19 - 19	0	
43:43				Technical Fault bench/team
43:46	2 MIHIC L Turnover Fastbreak			
44:28				53 BILYK M Shot centre 9m saved middle right
44:42	33 CINDRIC L 7m received			26 HERBURGER L 7m caused
44:48				98 MÖSTL C for 39 HÄUSLE R Goalkeeper Substitution
44:48	6 SOSTARIC M Goal Penalty shot bottom left (33 CINDRIC L), 107.05 km/h	20 - 19	+1	
45:07				39 HÄUSLE R for 98 MÖSTL C Goalkeeper Substitution
45:37				Team timeout
45:37				26 HERBURGER L for 39 HÄUSLE R Empty goal
45:45				Technical Fault bench/team
45:47				39 HÄUSLE R for 20 FRIMMEL S Goalkeeper back
46:18	51 MARTINOVIC I Goal breakthrough bottom left, 98.65 km/h	21 - 19	+2	
46:30				20 FRIMMEL S for 39 HÄUSLE R Empty goal

Play by Play
Match No: 10

Mannheim

CRO 28 - 28 AUT
(14 - 12) (14 - 16)

2nd HALF

Match Time	CRO - Croatia	Score	Lead	AUT - Austria
46:46		21 - 20	+1	72 HUTECEK L Goal breakthrough middle left, 73.99 km/h
46:46				39 HÄUSLE R for 53 BILYK M Goalkeeper back
46:46	30 MAMIC M 2-minutes suspension			
46:46	21 NACINOVIC V for 16 IVIC F Empty goal			
46:47				
47:16	51 MARTINOVIC I 7m received			97 MISKOVEZ M 7m caused
47:16				97 MISKOVEZ M 2-minutes suspension
47:17	6 SOSTARIC M Goal Penalty shot bottom left (51 MARTINOVIC I), 80.89 km/h	22 - 20	+2	
47:18				
47:23	16 IVIC F for 58 SRNA Z Goalkeeper back			
47:41				72 HUTECEK L for 39 HÄUSLE R Empty goal
47:49		22 - 21	+1	7 BOZOVIC J Goal breakthrough middle left, 105.56 km/h
47:53				39 HÄUSLE R for 72 HUTECEK L Goalkeeper back
48:14	21 NACINOVIC V Goal centre 6m top centre (41 LUCIN T), 95.06 km/h	23 - 21	+2	
48:47				
48:56		23 - 22	+1	72 HUTECEK L Goal centre 9m bottom right, 98.40 km/h
49:16	21 NACINOVIC V Goal centre 6m bottom left (41 LUCIN T), 93.41 km/h	24 - 22	+2	
49:18				
49:52				55 WAGNER T for 39 HÄUSLE R Empty goal
49:52	41 LUCIN T 2-minutes suspension			
49:52				98 MÖSTL C for 26 HERBURGER L Goalkeeper back
49:53				
50:14	21 NACINOVIC V Steal			72 HUTECEK L Turnover
50:24	59 KLARICA L Shot fast break saved bottom left			
50:34		24 - 23	+1	53 BILYK M Goal breakthrough middle right, 101.62 km/h
50:42	57 GLAVAS F for 16 IVIC F Empty goal			
51:38	33 CINDRIC L Goal centre 9m bottom left (59 KLARICA L), 107.03 km/h	25 - 23	+2	
51:40	16 IVIC F for 57 GLAVAS F Goalkeeper back			
51:53				
51:53		25 - 24	+1	20 FRIMMEL S Goal left wing bottom left (53 BILYK M), 77.98 km/h
52:04	12 MANDIC M for 16 IVIC F Goalkeeper Substitution			
52:41	57 GLAVAS F Goal right wing top left (58 SRNA Z), 107.02 km/h	26 - 24	+2	
52:50				7 BOZOVIC J Technical Fault
53:20	58 SRNA Z Turnover			
53:45				26 HERBURGER L for 98 MÖSTL C Empty goal
54:08		26 - 25	+1	7 BOZOVIC J Goal right 9m top left, 111.87 km/h
54:12				98 MÖSTL C for 53 BILYK M Goalkeeper back
54:18	59 KLARICA L Goal breakthrough bottom centre, 93.89 km/h	27 - 25	+2	
54:27				55 WAGNER T Shot centre 6m saved middle right
55:06	33 CINDRIC L Turnover			
55:13				53 BILYK M for 98 MÖSTL C Empty goal
55:16				20 FRIMMEL S Shot left wing saved top centre
55:18				98 MÖSTL C for 53 BILYK M Goalkeeper back
55:18				20 FRIMMEL S 2-minutes suspension
55:19				
55:57	57 GLAVAS F Goal right wing top left (41 LUCIN T), 102.58 km/h	28 - 25	+3	
56:07				45 DAMBÖCK E for 98 MÖSTL C Empty goal
56:27		28 - 26	+2	7 BOZOVIC J Goal centre 9m bottom left, 118.26 km/h
56:29				98 MÖSTL C for 72 HUTECEK L Goalkeeper back
56:58	41 LUCIN T Shot left 9m post			
57:13				45 DAMBÖCK E for 98 MÖSTL C Empty goal
57:19				
57:32		28 - 27	+1	26 HERBURGER L Goal centre 6m middle right (7 BOZOVIC J), 106.37 km/h
57:51				98 MÖSTL C for 72 HUTECEK L Goalkeeper back
58:20	33 CINDRIC L Turnover			20 FRIMMEL S Steal
58:26				55 WAGNER T for 98 MÖSTL C Empty goal
58:38		28 - 28	0	28 WEBER R Goal right wing top right (53 BILYK M), 96.08 km/h
58:42				98 MÖSTL C for 20 FRIMMEL S Goalkeeper back
59:15	Team timeout			
59:30				7 BOZOVIC J 2-minutes suspension
59:31				
59:55	33 CINDRIC L Shot left 6m saved bottom left			
59:59	33 CINDRIC L Steal			28 WEBER R Turnover Fastbreak
60:00				

Empty Goal Analysis

Match No: 10

Mannheim

CRO 28 - 28 AUT

(14 - 12) (14 - 16)

Referees: HANSEN Mads (DEN) / MADSEN Jesper (DEN)

ATTACKS DURING OWN EMPTY GOAL SITUATION

Players on Court	Attacks		Goals		Saves		Missed		Blocked		Post		Turnovers		Scoring Efficiency		Goals Against	
	CRO	AUT	CRO	AUT	CRO	AUT	CRO	AUT	CRO	AUT	CRO	AUT	CRO	AUT	CRO	AUT	CRO	AUT
7 Against 6		8		5		1							2			63		
6 Against 6	2	2	1	1	1			1							50	50		
Others	1	1	1	1											100	100		
Total:	3	11	2	7	1	1		1					2		67	64		

GOALS/ATTACKS DURING OWN EMPTY GOAL SITUATION - ANALYSIS OF OCCURRENCE (in 5 min intervals)

Players on Court	1st Half												
	0-5		5-10		10-15		15-20		20-25		25-30		
	CRO	AUT	CRO	AUT	CRO	AUT	CRO	AUT	CRO	AUT	CRO	AUT	
7 Against 6													1/2
6 Against 6			0/1										0/1
Others													
Total:			0/1										1/3

Players on Court	2nd Half											
	30-35		35-40		40-45		45-50		50-55		55-60	
	CRO	AUT	CRO	AUT	CRO	AUT	CRO	AUT	CRO	AUT	CRO	AUT
7 Against 6							1/2		1/1			2/3
6 Against 6								1/1				1/1
Others						1/1	1/1					
Total:						1/1	2/3	1/1	1/1			3/4

GOALS/ATTACKS DURING OWN EMPTY GOAL SITUATION - ANALYSIS BY DURATION

Team	<15 sec.	15-30 sec.	30-45 sec.	45-60 sec.	>60 sec.
CRO			1/1	1/2	
AUT	2/4	5/5	0/2		

SUBSTITUTION SUMMARY

Players	CRO	AUT
Goalkeeper <-> Goalkeeper	2	6
Court Player <-> Goalkeeper	6	24
Court Player <-> Court Player	61	110
Total:	69	140

Line-Up Analysis

Match No: 10

Mannheim

Attendance: 13.293

CRO 28 - 28 AUT

CRO - Croatia

Lineup efficiency								Time Played	GF	GA
6 SOSTARIC M	12 MANDIC M	21 NACINOVIC V	33 CINDRIC L	51 MARTINOVIC I	58 SRNA Z	62 JELINIC M	11:31	8	5	
2 MIHIC L	5 DUVNJAK D	12 MANDIC M	21 NACINOVIC V	57 GLAVAS F	58 SRNA Z	59 KLARICA L	8:26	3	6	
5 DUVNJAK D	6 SOSTARIC M	12 MANDIC M	21 NACINOVIC V	58 SRNA Z	59 KLARICA L	62 JELINIC M	4:08	2	1	
2 MIHIC L	12 MANDIC M	21 NACINOVIC V	33 CINDRIC L	41 LUCIN T	57 GLAVAS F	59 KLARICA L	3:01	1	0	
2 MIHIC L	12 MANDIC M	21 NACINOVIC V	33 CINDRIC L	57 GLAVAS F	58 SRNA Z	59 KLARICA L	2:48	2	1	
6 SOSTARIC M	12 MANDIC M	18 KARACIC I	41 LUCIN T	51 MARTINOVIC I	53 SIPIC M	62 JELINIC M	2:39	1	1	
6 SOSTARIC M	12 MANDIC M	18 KARACIC I	21 NACINOVIC V	58 SRNA Z	59 KLARICA L	62 JELINIC M	2:17	0	1	
2 MIHIC L	16 IVIC F	21 NACINOVIC V	33 CINDRIC L	41 LUCIN T	57 GLAVAS F	59 KLARICA L	2:10	1	0	
2 MIHIC L	16 IVIC F	21 NACINOVIC V	33 CINDRIC L	41 LUCIN T	58 SRNA Z	59 KLARICA L	2:06	0	3	
2 MIHIC L	16 IVIC F	21 NACINOVIC V	41 LUCIN T	57 GLAVAS F	58 SRNA Z	59 KLARICA L	1:26	1	1	
6 SOSTARIC M	12 MANDIC M	18 KARACIC I	30 MAMIC M	41 LUCIN T	51 MARTINOVIC I	62 JELINIC M	1:25	0	1	
6 SOSTARIC M	12 MANDIC M	18 KARACIC I	21 NACINOVIC V	51 MARTINOVIC I	58 SRNA Z	62 JELINIC M	1:20	1	0	
2 MIHIC L	16 IVIC F	21 NACINOVIC V	30 MAMIC M	41 LUCIN T	57 GLAVAS F	59 KLARICA L	1:18	1	1	
2 MIHIC L	12 MANDIC M	21 NACINOVIC V	33 CINDRIC L	41 LUCIN T	58 SRNA Z	59 KLARICA L	1:17	0	2	
2 MIHIC L	16 IVIC F	21 NACINOVIC V	33 CINDRIC L	41 LUCIN T	57 GLAVAS F	58 SRNA Z	1:14	0	0	
6 SOSTARIC M	12 MANDIC M	18 KARACIC I	41 LUCIN T	58 SRNA Z	59 KLARICA L	62 JELINIC M	1:10	0	0	
2 MIHIC L	21 NACINOVIC V	33 CINDRIC L	41 LUCIN T	57 GLAVAS F	58 SRNA Z	59 KLARICA L	0:58	1	0	
6 SOSTARIC M	21 NACINOVIC V	33 CINDRIC L	41 LUCIN T	51 MARTINOVIC I	58 SRNA Z	62 JELINIC M	0:55	0	0	
6 SOSTARIC M	12 MANDIC M	18 KARACIC I	51 MARTINOVIC I	53 SIPIC M	59 KLARICA L	62 JELINIC M	0:53	0	0	
6 SOSTARIC M	12 MANDIC M	18 KARACIC I	21 NACINOVIC V	30 MAMIC M	51 MARTINOVIC I	62 JELINIC M	0:51	0	1	
6 SOSTARIC M	12 MANDIC M	30 MAMIC M	41 LUCIN T	51 MARTINOVIC I	53 SIPIC M	62 JELINIC M	0:51	0	1	
2 MIHIC L	12 MANDIC M	21 NACINOVIC V	41 LUCIN T	57 GLAVAS F	58 SRNA Z	59 KLARICA L	0:50	0	1	
2 MIHIC L	16 IVIC F	21 NACINOVIC V	41 LUCIN T	51 MARTINOVIC I	57 GLAVAS F	58 SRNA Z	0:42	0	0	
6 SOSTARIC M	12 MANDIC M	41 LUCIN T	53 SIPIC M	58 SRNA Z	59 KLARICA L	62 JELINIC M	0:32	0	0	
6 SOSTARIC M	12 MANDIC M	18 KARACIC I	41 LUCIN T	53 SIPIC M	59 KLARICA L	62 JELINIC M	0:31	1	0	
2 MIHIC L	16 IVIC F	21 NACINOVIC V	33 CINDRIC L	41 LUCIN T	51 MARTINOVIC I	57 GLAVAS F	0:31	1	0	
2 MIHIC L	16 IVIC F	33 CINDRIC L	41 LUCIN T	51 MARTINOVIC I	53 SIPIC M	57 GLAVAS F	0:31	1	0	
2 MIHIC L	21 NACINOVIC V	33 CINDRIC L	41 LUCIN T	51 MARTINOVIC I	57 GLAVAS F	58 SRNA Z	0:31	0	0	
6 SOSTARIC M	12 MANDIC M	21 NACINOVIC V	33 CINDRIC L	41 LUCIN T	51 MARTINOVIC I	58 SRNA Z	0:30	0	0	
2 MIHIC L	16 IVIC F	21 NACINOVIC V	30 MAMIC M	33 CINDRIC L	41 LUCIN T	51 MARTINOVIC I	0:30	0	0	
2 MIHIC L	5 DUVNJAK D	16 IVIC F	21 NACINOVIC V	57 GLAVAS F	58 SRNA Z	59 KLARICA L	0:24	0	0	
2 MIHIC L	6 SOSTARIC M	16 IVIC F	21 NACINOVIC V	33 CINDRIC L	51 MARTINOVIC I	57 GLAVAS F	0:19	1	0	
2 MIHIC L	16 IVIC F	30 MAMIC M	33 CINDRIC L	41 LUCIN T	51 MARTINOVIC I	58 SRNA Z	0:17	0	0	
6 SOSTARIC M	12 MANDIC M	21 NACINOVIC V	33 CINDRIC L	41 LUCIN T	51 MARTINOVIC I	62 JELINIC M	0:15	0	1	
2 MIHIC L	16 IVIC F	30 MAMIC M	41 LUCIN T	51 MARTINOVIC I	53 SIPIC M	57 GLAVAS F	0:11	0	0	
2 MIHIC L	6 SOSTARIC M	16 IVIC F	21 NACINOVIC V	30 MAMIC M	41 LUCIN T	59 KLARICA L	0:08	0	0	
6 SOSTARIC M	12 MANDIC M	18 KARACIC I	51 MARTINOVIC I	58 SRNA Z	59 KLARICA L	62 JELINIC M	0:06	1	0	
2 MIHIC L	16 IVIC F	21 NACINOVIC V	33 CINDRIC L	57 GLAVAS F	58 SRNA Z	59 KLARICA L	0:06	0	0	
2 MIHIC L	6 SOSTARIC M	21 NACINOVIC V	41 LUCIN T	51 MARTINOVIC I	57 GLAVAS F	58 SRNA Z	0:06	1	0	
6 SOSTARIC M	12 MANDIC M	18 KARACIC I	30 MAMIC M	51 MARTINOVIC I	53 SIPIC M	62 JELINIC M	0:05	0	0	
2 MIHIC L	16 IVIC F	30 MAMIC M	33 CINDRIC L	41 LUCIN T	51 MARTINOVIC I	57 GLAVAS F	0:05	0	0	
2 MIHIC L	16 IVIC F	30 MAMIC M	41 LUCIN T	51 MARTINOVIC I	57 GLAVAS F	58 SRNA Z	0:05	0	1	
6 SOSTARIC M	12 MANDIC M	18 KARACIC I	30 MAMIC M	51 MARTINOVIC I	59 KLARICA L	62 JELINIC M	0:01	0	0	

Score development								Time Played	G Diff.
6 SOSTARIC M	12 MANDIC M	21 NACINOVIC V	33 CINDRIC L	51 MARTINOVIC I	58 SRNA Z	62 JELINIC M	11:31	+3	
6 SOSTARIC M	12 MANDIC M	18 KARACIC I	51 MARTINOVIC I	58 SRNA Z	59 KLARICA L	62 JELINIC M	0:06	+1	
2 MIHIC L	6 SOSTARIC M	21 NACINOVIC V	41 LUCIN T	51 MARTINOVIC I	57 GLAVAS F	58 SRNA Z	0:06	+1	
2 MIHIC L	6 SOSTARIC M	16 IVIC F	21 NACINOVIC V	33 CINDRIC L	51 MARTINOVIC I	57 GLAVAS F	0:19	+1	
6 SOSTARIC M	12 MANDIC M	18 KARACIC I	41 LUCIN T	53 SIPIC M	59 KLARICA L	62 JELINIC M	0:31	+1	
2 MIHIC L	16 IVIC F	21 NACINOVIC V	33 CINDRIC L	41 LUCIN T	51 MARTINOVIC I	57 GLAVAS F	0:31	+1	
2 MIHIC L	16 IVIC F	33 CINDRIC L	41 LUCIN T	51 MARTINOVIC I	53 SIPIC M	57 GLAVAS F	0:31	+1	
2 MIHIC L	21 NACINOVIC V	33 CINDRIC L	41 LUCIN T	57 GLAVAS F	58 SRNA Z	59 KLARICA L	0:58	+1	
6 SOSTARIC M	12 MANDIC M	18 KARACIC I	21 NACINOVIC V	51 MARTINOVIC I	58 SRNA Z	62 JELINIC M	1:20	+1	
2 MIHIC L	16 IVIC F	21 NACINOVIC V	33 CINDRIC L	41 LUCIN T	57 GLAVAS F	59 KLARICA L	2:10	+1	
2 MIHIC L	12 MANDIC M	21 NACINOVIC V	33 CINDRIC L	57 GLAVAS F	58 SRNA Z	59 KLARICA L	2:48	+1	
2 MIHIC L	12 MANDIC M	21 NACINOVIC V	33 CINDRIC L	41 LUCIN T	57 GLAVAS F	59 KLARICA L	3:01	+1	
5 DUVNJAK D	6 SOSTARIC M	12 MANDIC M	21 NACINOVIC V	58 SRNA Z	59 KLARICA L	62 JELINIC M	4:08	+1	
6 SOSTARIC M	12 MANDIC M	18 KARACIC I	30 MAMIC M	51 MARTINOVIC I	59 KLARICA L	62 JELINIC M	0:01	0	
6 SOSTARIC M	12 MANDIC M	18 KARACIC I	30 MAMIC M	51 MARTINOVIC I	53 SIPIC M	62 JELINIC M	0:05	0	
2 MIHIC L	16 IVIC F	30 MAMIC M	33 CINDRIC L	41 LUCIN T	51 MARTINOVIC I	57 GLAVAS F	0:05	0	
2 MIHIC L	16 IVIC F	21 NACINOVIC V	33 CINDRIC L	57 GLAVAS F	58 SRNA Z	59 KLARICA L	0:06	0	
2 MIHIC L	6 SOSTARIC M	16 IVIC F	21 NACINOVIC V	30 MAMIC M	41 LUCIN T	59 KLARICA L	0:08	0	
2 MIHIC L	16 IVIC F	30 MAMIC M	41 LUCIN T	51 MARTINOVIC I	53 SIPIC M	57 GLAVAS F	0:11	0	
2 MIHIC L	16 IVIC F	30 MAMIC M	33 CINDRIC L	41 LUCIN T	51 MARTINOVIC I	58 SRNA Z	0:17	0	
2 MIHIC L	5 DUVNJAK D	16 IVIC F	21 NACINOVIC V	57 GLAVAS F	58 SRNA Z	59 KLARICA L	0:24	0	
6 SOSTARIC M	12 MANDIC M	21 NACINOVIC V	33 CINDRIC L	41 LUCIN T	51 MARTINOVIC I	58 SRNA Z	0:30	0	
2 MIHIC L	16 IVIC F	21 NACINOVIC V	30 MAMIC M	33 CINDRIC L	41 LUCIN T	51 MARTINOVIC I	0:30	0	
2 MIHIC L	21 NACINOVIC V	33 CINDRIC L	41 LUCIN T	51 MARTINOVIC I	57 GLAVAS F	58 SRNA Z	0:31	0	

Line-Up Analysis

Match No: 10

Mannheim

Attendance: 13.293

CRO 28 - 28 AUT

CRO - Croatia

Score development								Time Played	G Diff.
6 SOSTARIC M	12 MANDIC M	41 LUCIN T	53 SIPIC M	58 SRNA Z	59 KLARICA L	62 JELINIC M	0:32	0	
2 MIHIC L	16 IVIC F	21 NACINOVIC V	41 LUCIN T	51 MARTINOVIC I	57 GLAVAS F	58 SRNA Z	0:42	0	
6 SOSTARIC M	12 MANDIC M	18 KARACIC I	51 MARTINOVIC I	53 SIPIC M	59 KLARICA L	62 JELINIC M	0:53	0	
6 SOSTARIC M	21 NACINOVIC V	33 CINDRIC L	41 LUCIN T	51 MARTINOVIC I	58 SRNA Z	62 JELINIC M	0:55	0	
6 SOSTARIC M	12 MANDIC M	18 KARACIC I	41 LUCIN T	58 SRNA Z	59 KLARICA L	62 JELINIC M	1:10	0	
2 MIHIC L	16 IVIC F	21 NACINOVIC V	33 CINDRIC L	41 LUCIN T	57 GLAVAS F	58 SRNA Z	1:14	0	
2 MIHIC L	16 IVIC F	21 NACINOVIC V	30 MAMIC M	41 LUCIN T	57 GLAVAS F	59 KLARICA L	1:18	0	
2 MIHIC L	16 IVIC F	21 NACINOVIC V	41 LUCIN T	57 GLAVAS F	58 SRNA Z	59 KLARICA L	1:26	0	
6 SOSTARIC M	12 MANDIC M	18 KARACIC I	41 LUCIN T	51 MARTINOVIC I	53 SIPIC M	62 JELINIC M	2:39	0	
2 MIHIC L	16 IVIC F	30 MAMIC M	41 LUCIN T	51 MARTINOVIC I	57 GLAVAS F	58 SRNA Z	0:05	-1	
6 SOSTARIC M	12 MANDIC M	21 NACINOVIC V	33 CINDRIC L	41 LUCIN T	51 MARTINOVIC I	62 JELINIC M	0:15	-1	
2 MIHIC L	12 MANDIC M	21 NACINOVIC V	41 LUCIN T	57 GLAVAS F	58 SRNA Z	59 KLARICA L	0:50	-1	
6 SOSTARIC M	12 MANDIC M	18 KARACIC I	21 NACINOVIC V	30 MAMIC M	51 MARTINOVIC I	62 JELINIC M	0:51	-1	
6 SOSTARIC M	12 MANDIC M	30 MAMIC M	41 LUCIN T	51 MARTINOVIC I	53 SIPIC M	62 JELINIC M	0:51	-1	
6 SOSTARIC M	12 MANDIC M	18 KARACIC I	30 MAMIC M	41 LUCIN T	51 MARTINOVIC I	62 JELINIC M	1:25	-1	
6 SOSTARIC M	12 MANDIC M	18 KARACIC I	21 NACINOVIC V	58 SRNA Z	59 KLARICA L	62 JELINIC M	2:17	-1	
2 MIHIC L	12 MANDIC M	21 NACINOVIC V	33 CINDRIC L	41 LUCIN T	58 SRNA Z	59 KLARICA L	1:17	-2	
2 MIHIC L	16 IVIC F	21 NACINOVIC V	33 CINDRIC L	41 LUCIN T	58 SRNA Z	59 KLARICA L	2:06	-3	
2 MIHIC L	5 DUVNJAK D	12 MANDIC M	21 NACINOVIC V	57 GLAVAS F	58 SRNA Z	59 KLARICA L	8:26	-3	

Empty Net								Time Played	GF	GA
2 MIHIC L	21 NACINOVIC V	33 CINDRIC L	41 LUCIN T	57 GLAVAS F	58 SRNA Z	59 KLARICA L	0:58	1	0	
6 SOSTARIC M	21 NACINOVIC V	33 CINDRIC L	41 LUCIN T	51 MARTINOVIC I	58 SRNA Z	62 JELINIC M	0:55	0	0	
2 MIHIC L	21 NACINOVIC V	33 CINDRIC L	41 LUCIN T	51 MARTINOVIC I	57 GLAVAS F	58 SRNA Z	0:31	0	0	
2 MIHIC L	6 SOSTARIC M	21 NACINOVIC V	41 LUCIN T	51 MARTINOVIC I	57 GLAVAS F	58 SRNA Z	0:06	1	0	

Line-Up Analysis

Match No: 10

Mannheim

Attendance: 13.293

CRO 28 - 28 AUT

AUT - Austria

Lineup efficiency							Time Played	GF	GA
20 FRIMMEL S	28 WEBER R	30 ZIVKOVIC B	53 BILYK M	55 WAGNER T	72 HUTECEK L	98 MÖSTL C	9:35	7	2
20 FRIMMEL S	26 HERBURGER L	28 WEBER R	53 BILYK M	72 HUTECEK L	97 MISKOVEZ M	98 MÖSTL C	7:16	2	3
20 FRIMMEL S	26 HERBURGER L	28 WEBER R	30 ZIVKOVIC B	53 BILYK M	72 HUTECEK L	98 MÖSTL C	7:13	2	5
20 FRIMMEL S	28 WEBER R	30 ZIVKOVIC B	39 HÄUSLE R	53 BILYK M	55 WAGNER T	72 HUTECEK L	5:01	5	0
7 BOZOVIC J	20 FRIMMEL S	26 HERBURGER L	28 WEBER R	72 HUTECEK L	97 MISKOVEZ M	98 MÖSTL C	4:31	0	4
20 FRIMMEL S	26 HERBURGER L	28 WEBER R	30 ZIVKOVIC B	39 HÄUSLE R	72 HUTECEK L	97 MISKOVEZ M	3:07	0	2
7 BOZOVIC J	20 FRIMMEL S	28 WEBER R	39 HÄUSLE R	53 BILYK M	55 WAGNER T	72 HUTECEK L	3:05	1	0
7 BOZOVIC J	20 FRIMMEL S	26 HERBURGER L	28 WEBER R	39 HÄUSLE R	53 BILYK M	97 MISKOVEZ M	2:03	1	2
7 BOZOVIC J	20 FRIMMEL S	26 HERBURGER L	28 WEBER R	39 HÄUSLE R	72 HUTECEK L	97 MISKOVEZ M	2:02	0	2
20 FRIMMEL S	26 HERBURGER L	28 WEBER R	30 ZIVKOVIC B	53 BILYK M	55 WAGNER T	72 HUTECEK L	1:51	1	0
7 BOZOVIC J	20 FRIMMEL S	26 HERBURGER L	28 WEBER R	39 HÄUSLE R	53 BILYK M	72 HUTECEK L	1:21	0	0
20 FRIMMEL S	26 HERBURGER L	53 BILYK M	55 WAGNER T	72 HUTECEK L	97 MISKOVEZ M	98 MÖSTL C	1:06	0	0
20 FRIMMEL S	26 HERBURGER L	30 ZIVKOVIC B	53 BILYK M	72 HUTECEK L	97 MISKOVEZ M	98 MÖSTL C	0:58	0	1
7 BOZOVIC J	20 FRIMMEL S	28 WEBER R	53 BILYK M	55 WAGNER T	72 HUTECEK L	98 MÖSTL C	0:54	1	0
7 BOZOVIC J	20 FRIMMEL S	26 HERBURGER L	28 WEBER R	53 BILYK M	55 WAGNER T	72 HUTECEK L	0:53	2	0
20 FRIMMEL S	28 WEBER R	30 ZIVKOVIC B	53 BILYK M	72 HUTECEK L	97 MISKOVEZ M	98 MÖSTL C	0:47	0	1
7 BOZOVIC J	26 HERBURGER L	28 WEBER R	39 HÄUSLE R	53 BILYK M	55 WAGNER T	72 HUTECEK L	0:43	0	1
7 BOZOVIC J	20 FRIMMEL S	26 HERBURGER L	28 WEBER R	39 HÄUSLE R	55 WAGNER T	97 MISKOVEZ M	0:37	0	1
7 BOZOVIC J	20 FRIMMEL S	26 HERBURGER L	28 WEBER R	53 BILYK M	72 HUTECEK L	98 MÖSTL C	0:36	1	0
7 BOZOVIC J	20 FRIMMEL S	26 HERBURGER L	28 WEBER R	45 DAMBÖCK E	97 MISKOVEZ M	98 MÖSTL C	0:35	0	0
20 FRIMMEL S	26 HERBURGER L	28 WEBER R	39 HÄUSLE R	53 BILYK M	72 HUTECEK L	97 MISKOVEZ M	0:31	0	1
20 FRIMMEL S	26 HERBURGER L	28 WEBER R	30 ZIVKOVIC B	39 HÄUSLE R	53 BILYK M	72 HUTECEK L	0:31	1	0
7 BOZOVIC J	26 HERBURGER L	28 WEBER R	45 DAMBÖCK E	53 BILYK M	55 WAGNER T	72 HUTECEK L	0:30	1	0
7 BOZOVIC J	20 FRIMMEL S	28 WEBER R	45 DAMBÖCK E	53 BILYK M	55 WAGNER T	72 HUTECEK L	0:26	1	0
7 BOZOVIC J	26 HERBURGER L	28 WEBER R	45 DAMBÖCK E	53 BILYK M	97 MISKOVEZ M	98 MÖSTL C	0:25	0	0
7 BOZOVIC J	26 HERBURGER L	28 WEBER R	55 WAGNER T	72 HUTECEK L	97 MISKOVEZ M	98 MÖSTL C	0:24	0	0
7 BOZOVIC J	20 FRIMMEL S	26 HERBURGER L	28 WEBER R	55 WAGNER T	72 HUTECEK L	98 MÖSTL C	0:21	0	1
7 BOZOVIC J	20 FRIMMEL S	26 HERBURGER L	28 WEBER R	53 BILYK M	97 MISKOVEZ M	98 MÖSTL C	0:20	0	0
7 BOZOVIC J	20 FRIMMEL S	26 HERBURGER L	28 WEBER R	45 DAMBÖCK E	53 BILYK M	55 WAGNER T	0:16	1	0
20 FRIMMEL S	26 HERBURGER L	28 WEBER R	53 BILYK M	55 WAGNER T	72 HUTECEK L	98 MÖSTL C	0:14	0	0
7 BOZOVIC J	20 FRIMMEL S	28 WEBER R	39 HÄUSLE R	53 BILYK M	55 WAGNER T	97 MISKOVEZ M	0:14	0	0
20 FRIMMEL S	26 HERBURGER L	28 WEBER R	39 HÄUSLE R	53 BILYK M	55 WAGNER T	72 HUTECEK L	0:12	0	1
7 BOZOVIC J	20 FRIMMEL S	28 WEBER R	53 BILYK M	55 WAGNER T	72 HUTECEK L	97 MISKOVEZ M	0:12	1	0
7 BOZOVIC J	20 FRIMMEL S	28 WEBER R	45 DAMBÖCK E	53 BILYK M	55 WAGNER T	98 MÖSTL C	0:12	0	0
7 BOZOVIC J	20 FRIMMEL S	26 HERBURGER L	28 WEBER R	45 DAMBÖCK E	53 BILYK M	98 MÖSTL C	0:12	0	0
20 FRIMMEL S	26 HERBURGER L	28 WEBER R	30 ZIVKOVIC B	53 BILYK M	97 MISKOVEZ M	98 MÖSTL C	0:10	0	0
7 BOZOVIC J	26 HERBURGER L	28 WEBER R	45 DAMBÖCK E	53 BILYK M	55 WAGNER T	98 MÖSTL C	0:09	0	0
26 HERBURGER L	28 WEBER R	30 ZIVKOVIC B	39 HÄUSLE R	53 BILYK M	72 HUTECEK L	97 MISKOVEZ M	0:08	0	1
20 FRIMMEL S	26 HERBURGER L	28 WEBER R	30 ZIVKOVIC B	53 BILYK M	55 WAGNER T	98 MÖSTL C	0:07	0	0
7 BOZOVIC J	20 FRIMMEL S	26 HERBURGER L	28 WEBER R	53 BILYK M	72 HUTECEK L	97 MISKOVEZ M	0:05	0	0
7 BOZOVIC J	20 FRIMMEL S	26 HERBURGER L	28 WEBER R	45 DAMBÖCK E	53 BILYK M	72 HUTECEK L	0:04	0	0
20 FRIMMEL S	28 WEBER R	30 ZIVKOVIC B	39 HÄUSLE R	55 WAGNER T	72 HUTECEK L	97 MISKOVEZ M	0:03	0	0

Score development							Time Played	G Diff.
20 FRIMMEL S	28 WEBER R	30 ZIVKOVIC B	39 HÄUSLE R	53 BILYK M	55 WAGNER T	72 HUTECEK L	5:01	+5
20 FRIMMEL S	28 WEBER R	30 ZIVKOVIC B	53 BILYK M	55 WAGNER T	72 HUTECEK L	98 MÖSTL C	9:35	+5
7 BOZOVIC J	20 FRIMMEL S	26 HERBURGER L	28 WEBER R	53 BILYK M	55 WAGNER T	72 HUTECEK L	0:53	+2
7 BOZOVIC J	20 FRIMMEL S	28 WEBER R	53 BILYK M	55 WAGNER T	72 HUTECEK L	97 MISKOVEZ M	0:12	+1
7 BOZOVIC J	20 FRIMMEL S	26 HERBURGER L	28 WEBER R	45 DAMBÖCK E	53 BILYK M	55 WAGNER T	0:16	+1
7 BOZOVIC J	20 FRIMMEL S	28 WEBER R	45 DAMBÖCK E	53 BILYK M	55 WAGNER T	72 HUTECEK L	0:26	+1
7 BOZOVIC J	26 HERBURGER L	28 WEBER R	45 DAMBÖCK E	53 BILYK M	55 WAGNER T	72 HUTECEK L	0:30	+1
20 FRIMMEL S	26 HERBURGER L	28 WEBER R	30 ZIVKOVIC B	39 HÄUSLE R	53 BILYK M	72 HUTECEK L	0:31	+1
7 BOZOVIC J	20 FRIMMEL S	26 HERBURGER L	28 WEBER R	53 BILYK M	72 HUTECEK L	98 MÖSTL C	0:36	+1
7 BOZOVIC J	20 FRIMMEL S	28 WEBER R	53 BILYK M	55 WAGNER T	72 HUTECEK L	98 MÖSTL C	0:54	+1
20 FRIMMEL S	26 HERBURGER L	28 WEBER R	30 ZIVKOVIC B	53 BILYK M	55 WAGNER T	72 HUTECEK L	1:51	+1
7 BOZOVIC J	20 FRIMMEL S	28 WEBER R	39 HÄUSLE R	53 BILYK M	55 WAGNER T	72 HUTECEK L	3:05	+1
20 FRIMMEL S	28 WEBER R	30 ZIVKOVIC B	39 HÄUSLE R	55 WAGNER T	72 HUTECEK L	97 MISKOVEZ M	0:03	0
7 BOZOVIC J	20 FRIMMEL S	26 HERBURGER L	28 WEBER R	45 DAMBÖCK E	53 BILYK M	72 HUTECEK L	0:04	0
7 BOZOVIC J	20 FRIMMEL S	26 HERBURGER L	28 WEBER R	53 BILYK M	97 MISKOVEZ M	98 MÖSTL C	0:05	0
20 FRIMMEL S	26 HERBURGER L	28 WEBER R	30 ZIVKOVIC B	53 BILYK M	55 WAGNER T	98 MÖSTL C	0:07	0
7 BOZOVIC J	26 HERBURGER L	28 WEBER R	45 DAMBÖCK E	53 BILYK M	55 WAGNER T	98 MÖSTL C	0:09	0
20 FRIMMEL S	26 HERBURGER L	28 WEBER R	30 ZIVKOVIC B	53 BILYK M	97 MISKOVEZ M	98 MÖSTL C	0:10	0
7 BOZOVIC J	20 FRIMMEL S	28 WEBER R	45 DAMBÖCK E	53 BILYK M	55 WAGNER T	98 MÖSTL C	0:12	0
7 BOZOVIC J	20 FRIMMEL S	26 HERBURGER L	28 WEBER R	45 DAMBÖCK E	53 BILYK M	98 MÖSTL C	0:12	0
20 FRIMMEL S	26 HERBURGER L	28 WEBER R	53 BILYK M	55 WAGNER T	72 HUTECEK L	98 MÖSTL C	0:14	0
7 BOZOVIC J	20 FRIMMEL S	28 WEBER R	39 HÄUSLE R	53 BILYK M	55 WAGNER T	97 MISKOVEZ M	0:14	0
7 BOZOVIC J	20 FRIMMEL S	26 HERBURGER L	28 WEBER R	53 BILYK M	97 MISKOVEZ M	98 MÖSTL C	0:20	0
7 BOZOVIC J	26 HERBURGER L	28 WEBER R	55 WAGNER T	72 HUTECEK L	97 MISKOVEZ M	98 MÖSTL C	0:24	0
7 BOZOVIC J	26 HERBURGER L	28 WEBER R	45 DAMBÖCK E	53 BILYK M	97 MISKOVEZ M	98 MÖSTL C	0:25	0

Line-Up Analysis

Match No: 10

Mannheim

Attendance: 13.293

CRO 28 - 28 AUT

AUT - Austria

Score development								Time Played	G Diff.
7 BOZOVIC J	20 FRIMMEL S	26 HERBURGER L	28 WEBER R	45 DAMBÖCK E	97 MISKOVEZ M	98 MÖSTL C	0:35	0	
20 FRIMMEL S	26 HERBURGER L	53 BILYK M	55 WAGNER T	72 HUTECEK L	97 MISKOVEZ M	98 MÖSTL C	1:06	0	
7 BOZOVIC J	20 FRIMMEL S	26 HERBURGER L	28 WEBER R	39 HÄUSLE R	53 BILYK M	72 HUTECEK L	1:21	0	
26 HERBURGER L	28 WEBER R	30 ZIVKOVIC B	39 HÄUSLE R	53 BILYK M	72 HUTECEK L	97 MISKOVEZ M	0:08	-1	
20 FRIMMEL S	26 HERBURGER L	28 WEBER R	39 HÄUSLE R	53 BILYK M	55 WAGNER T	72 HUTECEK L	0:12	-1	
7 BOZOVIC J	20 FRIMMEL S	26 HERBURGER L	28 WEBER R	55 WAGNER T	72 HUTECEK L	98 MÖSTL C	0:21	-1	
20 FRIMMEL S	26 HERBURGER L	28 WEBER R	39 HÄUSLE R	53 BILYK M	72 HUTECEK L	97 MISKOVEZ M	0:31	-1	
7 BOZOVIC J	20 FRIMMEL S	26 HERBURGER L	28 WEBER R	39 HÄUSLE R	55 WAGNER T	97 MISKOVEZ M	0:37	-1	
7 BOZOVIC J	26 HERBURGER L	28 WEBER R	39 HÄUSLE R	53 BILYK M	55 WAGNER T	72 HUTECEK L	0:43	-1	
20 FRIMMEL S	28 WEBER R	30 ZIVKOVIC B	53 BILYK M	72 HUTECEK L	97 MISKOVEZ M	98 MÖSTL C	0:47	-1	
20 FRIMMEL S	26 HERBURGER L	30 ZIVKOVIC B	53 BILYK M	72 HUTECEK L	97 MISKOVEZ M	98 MÖSTL C	0:58	-1	
7 BOZOVIC J	20 FRIMMEL S	26 HERBURGER L	28 WEBER R	39 HÄUSLE R	53 BILYK M	97 MISKOVEZ M	2:03	-1	
20 FRIMMEL S	26 HERBURGER L	28 WEBER R	53 BILYK M	72 HUTECEK L	97 MISKOVEZ M	98 MÖSTL C	7:16	-1	
7 BOZOVIC J	20 FRIMMEL S	26 HERBURGER L	28 WEBER R	39 HÄUSLE R	72 HUTECEK L	97 MISKOVEZ M	2:02	-2	
20 FRIMMEL S	26 HERBURGER L	28 WEBER R	30 ZIVKOVIC B	39 HÄUSLE R	72 HUTECEK L	97 MISKOVEZ M	3:07	-2	
20 FRIMMEL S	26 HERBURGER L	28 WEBER R	30 ZIVKOVIC B	53 BILYK M	72 HUTECEK L	98 MÖSTL C	7:13	-3	
7 BOZOVIC J	20 FRIMMEL S	26 HERBURGER L	28 WEBER R	72 HUTECEK L	97 MISKOVEZ M	98 MÖSTL C	4:31	-4	

Empty Net								Time Played	GF	GA
20 FRIMMEL S	26 HERBURGER L	28 WEBER R	30 ZIVKOVIC B	53 BILYK M	55 WAGNER T	72 HUTECEK L	1:51	1	0	
7 BOZOVIC J	20 FRIMMEL S	26 HERBURGER L	28 WEBER R	53 BILYK M	55 WAGNER T	72 HUTECEK L	0:53	2	0	
7 BOZOVIC J	26 HERBURGER L	28 WEBER R	45 DAMBÖCK E	53 BILYK M	55 WAGNER T	72 HUTECEK L	0:30	1	0	
7 BOZOVIC J	20 FRIMMEL S	28 WEBER R	45 DAMBÖCK E	53 BILYK M	55 WAGNER T	72 HUTECEK L	0:26	1	0	
7 BOZOVIC J	20 FRIMMEL S	26 HERBURGER L	28 WEBER R	45 DAMBÖCK E	53 BILYK M	55 WAGNER T	0:16	1	0	
7 BOZOVIC J	20 FRIMMEL S	28 WEBER R	53 BILYK M	55 WAGNER T	72 HUTECEK L	97 MISKOVEZ M	0:12	1	0	
7 BOZOVIC J	20 FRIMMEL S	26 HERBURGER L	28 WEBER R	53 BILYK M	72 HUTECEK L	97 MISKOVEZ M	0:05	0	0	
7 BOZOVIC J	20 FRIMMEL S	26 HERBURGER L	28 WEBER R	45 DAMBÖCK E	53 BILYK M	72 HUTECEK L	0:04	0	0	

Legend:
G Diff. Goals Difference