

FRI 16 JAN 2026
Start Time: 18:00

Preliminary Round - Group D

Start List

Oslo

Match No: 19

SLO - MNE

Referees: HANSEN Mads (DEN) / MADSEN Jesper (DEN)
Reserve: JORUM Lars (NOR) / KLEVEN Havard (NOR)
EHF Observer: EHRMANN Jutta (GER)

EHF Supervisor: KONOPLIASTYI Viktor (UKR)
Timekeeper: ENBERGET Mona (NOR)
Scorekeeper: EIRET ENBERGET Wendy (NOR)

SLO - Slovenia

No.	Name	Pos.	Height m	Int. Matches		Competition Statistics							
				MP	G	MP	G	7mG	YC	2Min	RC	S	7mS
1	BAZNIK Jože	GK	1.87	33	2								
16	VUJOVIC Miljan	GK	1.98	16	0								
5	HENIGMAN Nik	LB	2.01	91	124								
8	JANC Blaž	RW	1.86	126	472								
14	TAJNIK Domen	CB	1.83	12	18								
19	JOVICIC Staš Slatinek	LW	1.89	49	105								
20	KODRIN Tilen	LW	1.92	109	193								
24	MAKUC Andraž	LW	1.86	4	13								
27	HORŽEN Kristijan	P	1.92	68	101								
28	GRMŠEK Timotej	RB	1.94	7	9								
30	COKAN Tim	RW	1.91	15	35								
33	ŽABIC Stefan	P	2.03	16	12								
35	MAKUC Domen	CB	1.88	38	110								
51	MACKOVŠEK Borut	LB	2.03	158	409								
77	NOVAK Domen	RW	1.81	59	113								
95	SUHOLEŽNIK Matic	P	2.02	71	51								
(NN)	GRBIC Lan	P	1.94	6	3								
(NN)	MLIVIC Tarik	LB	1.95	8	27								
Headcoach		ZORMAN Uroš		Bench/Team									

SLO Played		
PR	MNE	16 JAN
PR	SUI	18 JAN
PR	FAR	20 JAN

MNE - Montenegro

No.	Name	Pos.	Height m	Int. Matches		Competition Statistics							
				MP	G	MP	G	7mG	YC	2Min	RC	S	7mS
12	SULJEVIC Haris	GK	1.94	6	0								
85	MIJUŠKOVIC Mile	GK	1.92	30	5								
2	VUJOVIC Filip	LW	1.88	14	11								
6	VUJOVIC Milos	LW	1.81	71	195								
7	CAVOR Stefan	RB	1.97	47	78								
9	CEPIC Radojica	CB	1.94	31	82								
10	CORSOVIC Miodrag	P	1.98	13	27								
11	VUJOVIC Branko	RB	1.96	29	143								
13	RADOVIC Mirko	RW	1.85	66	39								
17	KALUDEROVIC Vasilije	LB	1.91	28	31								
20	VUJOVIC Stevan	CB	1.90	55	47								
22	VUJOVIC Luka	P	1.93	8	9								
26	VUJACIC Risto	RB	1.90	31	42								
37	BAKIC Milorad	LB	2.01	3	0								
77	RADOVIC Luka	RW	1.80	15	37								
87	BOROZAN Vuko	LB	2.02	28	52								
(NN)	BOŽOVIC Miloš	LB	1.99	44	67								
(NN)	PELIDIJA Admir	P	1.93	13	7								
Headcoach		DINART Didier (FRA)		Bench/Team									

MNE Played		
PR	SLO	16 JAN
PR	FAR	18 JAN
PR	SUI	20 JAN

Notes:
Players below the bold line are not playing in this match.

Legend:			
(NN)	Not nominated	2Min	2-Minute Suspensions
CB	Centre Back	G	Goals
LW	Left Wing	MP	Matches Played
PR	Preliminary Round	RB	Right Back
RW	Right Wing	S	Saves
		7mG	7-metre Goals
		GK	Goalkeeper
		P	Line Player
		RC	Red Cards (Direct and after 3rd 2-Minute Suspension)
		YC	Yellow Cards
		7mS	7-metre Saves
		LB	Left Back
		Pos	Position

OFFICIAL PARTNERS



EHF PARTNERS



NATIONAL SUPPLIERS



Results

Oslo

Match No: 19

Attendance: 2.915

SLO 41 - 40 MNE

(19 - 18) (22 - 22)

Referees: HANSEN Mads (DEN) / MADSEN Jesper (DEN)

Slovenia

Coach: ZORMAN Uros

YC/RC Bench Officials: 1/0 Time outs: 3

No.	Name	Total		Goals / Shots						Punishments			TP			
		G/S	%	7m	6m	Wing	BT	FB	FTO	9m	EG	YC		RC	2M	
1	BAZNIK Joze															28:33
5	HENIGMAN Nik	0/1	0				0/1									7:26
8	JANC Blaz	8/9	89				5/5			3/4						57:52
14	TAJNIK Domen	0/1	0				0/1									11:57
16	VUJOVIC Miljan															28:27
19	JOVICIC Stas Slatinek															9:04
20	KODRIN Tilen	6/6	100		3/3			3/3				1		1		51:23
24	MAKUC Andraz	1/2	50				0/1			1/1						16:17
27	HORZEN Kristjan	3/5	60		3/5											31:27
28	GRMSEK Timotej															2:08
30	COKAN Tim															
33	ZABIC Stefan													1		4:15
35	MAKUC Domen	9/14	64	2/2	1/1		4/7	0/1		2/3						45:44
51	MACKOVSEK Borut	5/6	83		0/1		2/2	1/1		2/2				1		38:46
77	NOVAK Domen	9/9	100	5/5	2/2			1/1			1/1					59:20
95	SUHOLEZNIK Matic											1		1		19:21
Bench Officials												1				
Totals		41/53	77	7/7	9/12		11/17	5/6		8/10	1/1	3		4		60:00

No.	Name	Total		Saves / Shots						
		S/S	%	7m	6m	Wing	BT	FB	FTO	9m
1	BAZNIK Joze	4/22	18	0/3	2/5	0/1	0/2	0/1	0/1	2/9
16	VUJOVIC Miljan	6/28	21	0/2	2/6	0/1	2/4	0/3		2/12
Totals		10/50	20	0/5	4/11	0/2	2/6	0/4	0/1	4/21

Montenegro

Coach: DINART Didier

Time outs: 2

No.	Name	Total		Goals / Shots						Punishments			TP			
		G/S	%	7m	6m	Wing	BT	FB	FTO	9m	EG	YC		RC	2M	
2	VUJOVIC Filip	2/2	100		1/1	1/1										12:26
6	VUJOVIC Milos	9/10	90	5/5	2/3	1/1		1/1						1		44:30
7	CAVOR Stefan	5/7	71							5/7						38:32
9	CEPIC Radojica	4/9	44		0/3		2/3			2/3						60:00
10	CORSOVIC Miodrag	2/3	67		1/2				1/1					2		41:36
11	VUJOVIC Branko	11/14	79		1/1			1/1		9/12				1		46:16
12	SULJEVIC Haris															43:58
13	RADOVIC Mirko															
17	KALUDEROVIC Vasilije															
20	VUJOVIC Stevan	1/1	100				1/1									11:03
22	VUJOVIC Luka	1/1	100		1/1											17:02
26	VUJACIC Risto															
37	BAKIC Milorad															
77	RADOVIC Luka	2/2	100		1/1			1/1								55:58
85	MJUSKOVIC Mile															11:47
87	BOROZAN Vuko	3/7	43				1/2	1/1		1/4			1			28:52
Totals		40/56	71	5/5	7/12	2/2	4/6	4/4	1/1	17/26		1		4		60:00

No.	Name	Total		Saves / Shots						
		S/S	%	7m	6m	Wing	BT	FB	FTO	9m
12	SULJEVIC Haris	5/33	15	0/3	1/8		3/12	1/3		0/6
85	MJUSKOVIC Mile	3/15	20	0/4	1/3		2/4	0/2		0/2
EG		1								
Totals		8/49	16	0/7	2/11		5/16	1/6		0/8

Attacks

Team:	All		Player Majority		Player Minority		Position Attacks		FB		Ind. FB		Team FB		Att. Dur. (min)	Turnover		
	G/Att.	%	G/Att.	%	G/Att.	%	G/Att.	%	G/Att.	%	G/Att.	%	G/Att.	%		All	%	TOFB
SLO	41/58	71	6/7	86	4/5	80	35/51	69	5/6	83			5/6	83	0:30	7	12	0
MNE	40/59	68	5/8	63	1/5	20	35/53	66	4/5	80	1/1	100	3/4	75	0:30	5	8	1

RUNNING SCORE	
SLO - MNE	
1st Half	
JANC B	1 (1) 0
JANC B	1 (2) 1 VUJOVIC B
JANC B	2 (3) 1
JANC B	2 (3) 2 VUJOVIC B
MACKOVSEK B	3 (4) 2
NOVAK D	4 (5) 2
NOVAK D	4 (6) 3
NOVAK D	4 (6) 3 CEPIC R
JANC B	5 (7) 3
JANC B	5 (7) 4 VUJOVIC B
MAKUC D	6 (7) 4
NOVAK D	7 (9) 4
NOVAK D	7 (10) 5
NOVAK D	7 (10) 5 CAVOR S
MACKOVSEK B	8 (10) 5
MACKOVSEK B	8 (11) 6
MACKOVSEK B	8 (11) 6 CORSOVIC M
MACKOVSEK B	8 (12) 7
MACKOVSEK B	8 (12) 7 RADOVIC L
MAKUC D	9 (13) 7
MAKUC D	9 (15) 8
MAKUC D	9 (15) 8 VUJOVIC M
JANC B	10 (15) 8
JANC B	10 (15) 9 VUJOVIC S
JANC B	10 (16) 10 CEPIC R
JANC B	11 (17) 10
JANC B	11 (18) 11 CAVOR S
KODRIN T	12 (18) 11
KODRIN T	12 (19) 12
KODRIN T	12 (19) 12 VUJOVIC M
MAKUC D	13 (20) 12
MAKUC D	14 (21) 12
MAKUC D	14 (21) 12
HORZEN K	15 (23) 12
HORZEN K	15 (24) 13 CAVOR S
NOVAK D	16 (25) 13
NOVAK D	16 (25) 14 CEPIC R
JANC B	17 (25) 14
JANC B	17 (27) 15
JANC B	17 (27) 15 BOROZAN V
MAKUC D	18 (27) 15
MAKUC D	18 (27) 16 VUJOVIC B
MAKUC D	18 (28) 17 RADOVIC L
MAKUC D	18 (29) 18 VUJOVIC B
NOVAK D	19 (30) 18
2nd Half	
KODRIN T	20 (31) 18
KODRIN T	20 (31) 19 CEPIC R
NOVAK D	21 (32) 19
NOVAK D	21 (33) 20 VUJOVIC M
NOVAK D	21 (34) 21 VUJOVIC B
NOVAK D	21 (35) 22 VUJOVIC M
JANC B	22 (36) 22
JANC B	22 (36) 23 BOROZAN V
KODRIN T	23 (36) 23
KODRIN T	23 (37) 24 VUJOVIC B
KODRIN T	23 (38) 25 BOROZAN V
MACKOVSEK B	24 (38) 25
MACKOVSEK B	24 (39) 26 CAVOR S
MACKOVSEK B	25 (40) 26
MACKOVSEK B	25 (40) 26
HORZEN K	26 (41) 26
HORZEN K	26 (41) 27 VUJOVIC M
HORZEN K	27 (42) 27
HORZEN K	27 (42) 28 VUJOVIC M
NOVAK D	28 (42) 28
NOVAK D	28 (43) 29 VUJOVIC B
NOVAK D	28 (45) 30 VUJOVIC M
NOVAK D	29 (46) 30
NOVAK D	29 (46) 31 VUJOVIC B
MAKUC A	30 (46) 31
MAKUC A	30 (47) 32 VUJOVIC L
MAKUC D	31 (48) 32
MAKUC D	32 (49) 32
MAKUC D	32 (50) 33 VUJOVIC B
NOVAK D	33 (50) 33
NOVAK D	33 (51) 34 VUJOVIC F

OFFICIAL PARTNERS



EHF PARTNERS



NATIONAL SUPPLIERS



Results

Oslo

Match No: 19

Attendance: 2.915
 KODRIN T **34** (52') **34**
 KODRIN T **35** (53') **34**
 35 (54') **35**CAVOR S
 MAKUC D **36** (54') **35**
 36 (54') **36**CORSOVIC M
 JANC B **37** (55') **36**
 37 (55') **37**VUJOVIC F
 KODRIN T **38** (56') **37**
 NOVAK D **39** (57') **37**
 39 (57') **38**VUJOVIC M
 MAKUC D **40** (58') **38**
 40 (59') **39**VUJOVIC M
 MACKOVSEK B **41** (60') **39**
 41 (60') **40**VUJOVIC B

Legend:			
%	Efficiency	2M	2-Minute Suspensions
Att. Dur.	Average Attack Duration	BT	Breakthroughs
G/Att.	Goals/Attacks	G/S	Goals/Shots
RC	Red Cards (Direct and after Third 2-Minute Suspension)	No.	Uniform Number
TOFB	Turnover during Fast Breaks	S/S	Saves/Shots
		7m	7-metre Penalty Shots
		FB	Fast Breaks
		9m	9-metre Shots
		FTO	Fast Throw off
		TP	Time Played
		Wing	Wing Shots

OFFICIAL PARTNERS



EHF PARTNERS



NATIONAL SUPPLIERS



Preliminary Round - Group D

Match Team Statistics

Oslo

Match No: 19

SLO 41 - 40 MNE
(19 - 18) (22 - 22)

Referees: HANSEN Mads (DEN) / MADSEN Jesper (DEN)

SLO - Slovenia

Coach: ZORMAN Uros

YC/RC Bench Officials:1/0 Time outs: 3

No.	Name	Total		All Goals / Shots							Punishments				Offence			Defence			TP			
		G/S	%	7m	7m%	6m	Wing	BT	FB	FTO	9m	EG	YC	RC	2M	2+2	AS	R7	TO/TF	ST		BS	P7	
1	BAZNIK Joze																						28:33	
5	HENIGMAN Nik	0/1	0					0/1															1	7:26
8	JANC Blaz	8/9	89					5/5			3/4						9	2	1				1	57:52
14	TAJNIK Domen	0/1	0					0/1									2	1	1					11:57
16	VUJOVIC Miljan																							28:27
19	JOVICIC Stas Slatinek																							9:04
20	KODRIN Tilen	6/6	100			3/3				3/3				1		1								51:23
24	MAKUC Andraz	1/2	50					0/1			1/1						3							16:17
27	HORZEN Kristjan	3/5	60			3/5											2	2						31:27
28	GRMSEK Timotej																							2:08
30	COKAN Tim																							
33	ZABIC Stefan															1								4:15
35	MAKUC Domen	9/14	64	2/2	100	1/1		4/7	0/1		2/3						5	1	3				1	45:44
51	MACKOVSEK Borut	5/6	83			0/1		2/2	1/1		2/2				1		1					1	1	38:46
77	NOVAK Domen	9/9	100	5/5	100	2/2				1/1							2	1					1	59:20
95	SUHOLEZNIK Matic													1		1							2	19:21
Bench/Team													1											
Totals		41/53	77	7/7	100	9/12			11/17	5/6		8/10	1/1	3		4		24	7	5	2	1	2	5

No.	Name	Total		All Saves / Shots										
		S/S	%	7m	7m%	Near Shots				FB	FTO	9m	9m%	
				All	All%	6m	Wing	BT						
1	BAZNIK Joze	4/22	18	0/3	0	2/8	25	0/1	0/2	0/1	0/1	2/9	22	
16	VUJOVIC Miljan	6/28	21	0/2	0	4/11	36	2/6	0/1	2/4	0/3	2/12	17	
Totals		10/50	20	0/5	0	6/19	32	4/11	0/2	2/6	0/4	0/1	4/21	19

Attacks

Team	All		Player Majority		Player Minority		Position Attacks		FB		Ind. FB		Team FB		Att. Dur. (min)	Turnover		
	G/Att.	%	G/Att.	%	G/Att.	%	G/Att.	%	G/Att.	%	G/Att.	%	G/Att.	%		All	%	TOFB
SLO	41/58	71	6/7	86	4/5	80	35/51	69	5/6	83			5/6	83	0:30	7	12	0

Team Shots

	Goals	Saves	Missed	Post	Blocked	Total	G/S %	Prop %
6m Shots	9	2	1			12	75	23
Wing Shots								0
L R								0 0
9m Shots	8		1		1	10	80	19
L C R	1 5 2		1		1	2 5 3	50 100 67	4 9 6
7m Penalty Throws	7					7	100	13
Fast Breaks	5	1				6	83	11
Breakthroughs	11	5	1			17	65	32
Fast Throw Offs								0
Empty Goals	1					1	100	2
Totals	41	8	3		1	53	77	100

Legend:			
%	Efficiency	2M	2-Minute Suspensions
9m	9-metre Shots	AS	Assists
C	Center	EG	Empty Goal
G/S	Goals/Shots	Ind.	Individual
R7	Received 7-metre Fouls	R	Right
ST	Steals	TO/TF	Turnover/Technical Fouls
Wing	Wing Shots	YC	Yellow Cards
2+2	2+2 Minute Suspensions	6m	6-metre Shots
Att. Dur.	Average Attack Duration	BS	Blocked Shots
FB	Fast Breaks	FTO	Fast Throw off
L	Left	P7	Penalty 7-metre Fouls
RC	Red Cards (Direct and after 3rd 2-Minute Suspension)	Prop %	Proportion of Shots
TOFB	Turnover during Fast Breaks	S/S	Saves/Shots
		TP	Time Played

OFFICIAL PARTNERS



EHF PARTNERS



NATIONAL SUPPLIERS



Match Team Statistics

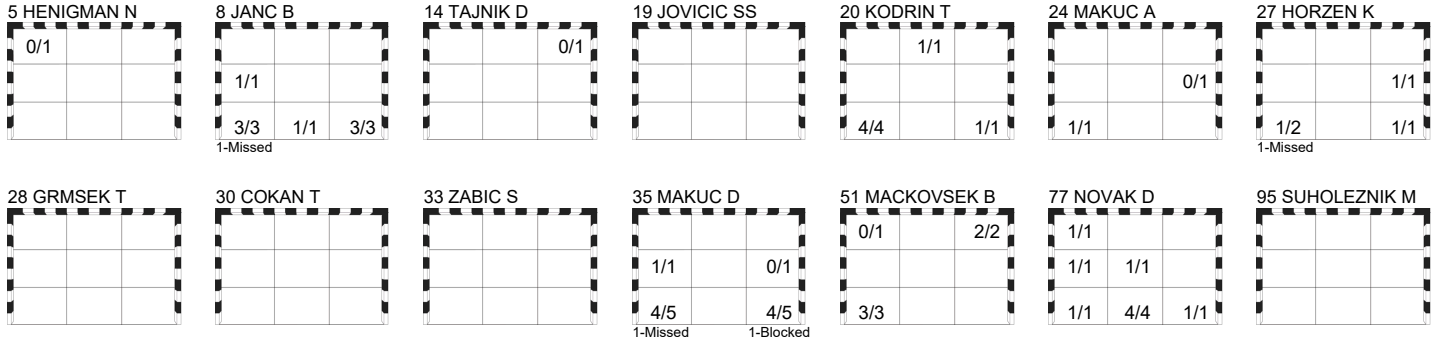
Match No: 19

SLO 41 - 40 MNE
(19 - 18) (22 - 22)

Referees: HANSEN Mads (DEN) / MADSEN Jesper (DEN)

SLO - Slovenia

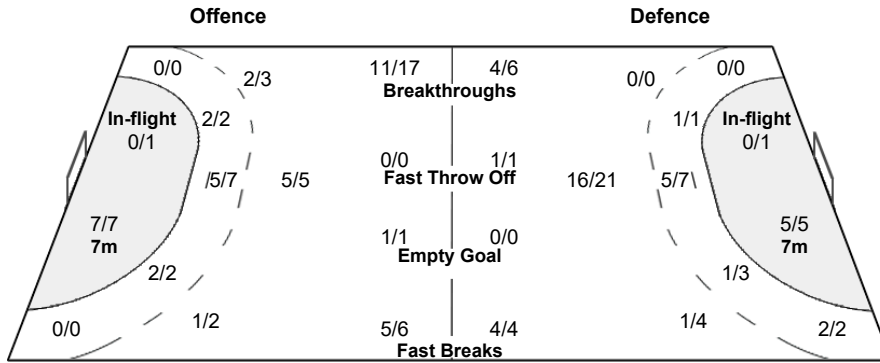
Overview of Shot Distribution



Team
Goals / Shots

1/3	1/1	2/3
3/3	1/1	1/3
17/19	5/5	10/11

3-Missed 1-Blocked

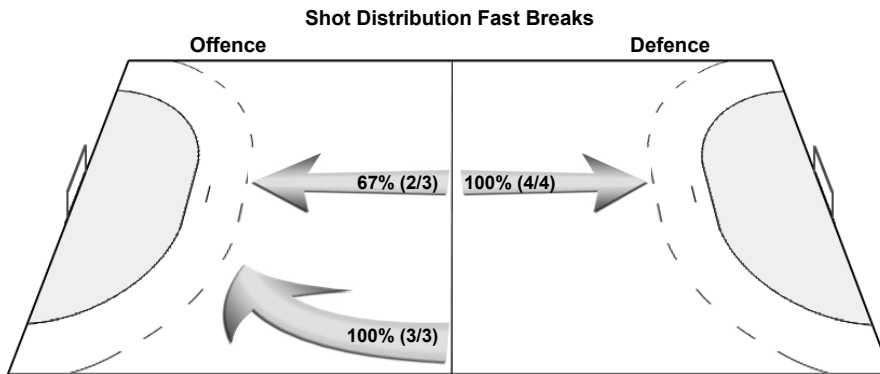


Goalkeepers
Saves / Shots

0/3	0/2	2/7
2/5	1/2	1/2
3/21	1/3	0/5

1 BAZNIK J

		2/4
1/3	1/2	
0/8	0/2	0/3



16 VUJOVIC M

0/3	0/2	0/3
1/2		1/2
3/13	1/1	0/2

OFFICIAL PARTNERS



EHF PARTNERS



NATIONAL SUPPLIERS



Match Team Statistics

Match No: 19

SLO 41 - 40 MNE
(19 - 18) (22 - 22)

Referees: HANSEN Mads (DEN) / MADSEN Jesper (DEN)

MNE - Montenegro

Coach: DINART Didier (FRA)

Time outs: 2

No.	Name	Total		All Goals / Shots								Punishments				Offence			Defence			TP	
		G/S	%	7m	7m%	6m	Wing	BT	FB	FTO	9m	EG	YC	RC	2M	2+2	AS	R7	TO/TF	ST	BS		P7
2	VUJOVIC Filip	2/2	100			1/1	1/1										1	1	/ 1				12:26
6	VUJOVIC Milos	9/10	90	5/5	100	2/3	1/1		1/1					1								2	44:30
7	CAVOR Stefan	5/7	71							5/7							3	1	1				38:32
9	CEPIC Radojica	4/9	44			0/3		2/3		2/3							3	1			1	2	60:00
10	CORSOVIC Miodrag	2/3	67			1/2				1/1				2				/ 1				3	41:36
11	VUJOVIC Branko	11/14	79			1/1			1/1		9/12			1		2				2			46:16
12	SULJEVIC Haris																						43:58
13	RADOVIC Mirko																						
17	KALUDEROVIC Vasilije																						
20	VUJOVIC Stevan	1/1	100					1/1															11:03
22	VUJOVIC Luka	1/1	100			1/1										2	2						17:02
26	VUJACIC Risto																						
37	BAKIC Milorad																						
77	RADOVIC Luka	2/2	100			1/1			1/1								2						55:58
85	MIJUSKOVIC Mile																						11:47
87	BOROZAN Vuko	3/7	43					1/2	1/1		1/4						1		/ 2				28:52
Totals		40/56	71	5/5	100	7/12	2/2	4/6	4/4	1/1	17/26			1	4	14	5	1 / 4	2	1	7		

No.	Name	Total		All Saves / Shots									
		S/S	%	7m	7m%	Near Shots			FB	FTO	9m	9m%	
				All	All%	6m	Wing	BT					
12	SULJEVIC Haris	5/33	15	0/3	0	4/20	20	1/8	3/12	1/3	0/6	0	
85	MIJUSKOVIC Mile	3/15	20	0/4	0	3/7	43	1/3	2/4	0/2	0	0	
EG		1											
Totals		8/49	16	0/7	0	7/27	26	2/11	5/16	1/6	0/8	0	

Attacks

Team	All		Player Majority		Player Minority		Position Attacks		FB		Ind. FB		Team FB		Att. Dur. (min)	Turnover		
	G/Att.	%	G/Att.	%	G/Att.	%	G/Att.	%	G/Att.	%	G/Att.	%	G/Att.	%		All	%	TOFB
MNE	40/59	68	5/8	63	1/5	20	35/53	66	4/5	80	1/1	100	3/4	75	0:30	5	8	1

Team Shots

	Goals	Saves	Missed	Post	Blocked	Total	G/S %	Prop %
6m Shots	7	4		1		12	58	21
Wing Shots	2					2	100	4
L R	2					2	100	4 0
9m Shots	17	4	3		2	26	65	46
L C R	1 16	2 1	3		1 1	4 21	25 76	7 38 0
7m Penalty Throws	5					5	100	9
Fast Breaks	4					4	100	7
Breakthroughs	4	2				6	67	11
Fast Throw Offs	1					1	100	2
Empty Goals								0
Totals	40	10	3	1	2	56	71	100

Legend:			
%	Efficiency	2M	2-Minute Suspensions
9m	9-metre Shots	AS	Assists
C	Center	EG	Empty Goal
G/S	Goals/Shots	Ind.	Individual
R7	Received 7-metre Fouls	R	Right
ST	Steals	TO/TF	Turnover/Technical Fouls
Wing	Wing Shots	YC	Yellow Cards
2+2	2+2 Minute Suspensions	6m	6-metre Shots
Att. Dur.	Average Attack Duration	BS	Blocked Shots
FB	Fast Breaks	FTO	Fast Throw off
L	Left	P7	Penalty 7-metre Fouls
RC	Red Cards (Direct and after 3rd 2-Minute Suspension)	Prop %	Proportion of Shots
TOFB	Turnover during Fast Breaks	S/S	Saves/Shots
		TP	Time Played

OFFICIAL PARTNERS



EHF PARTNERS



NATIONAL SUPPLIERS



Match Team Statistics

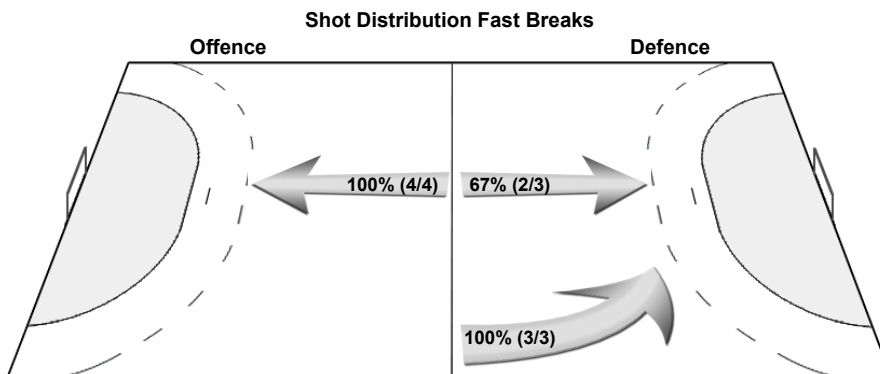
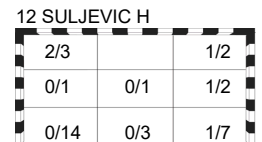
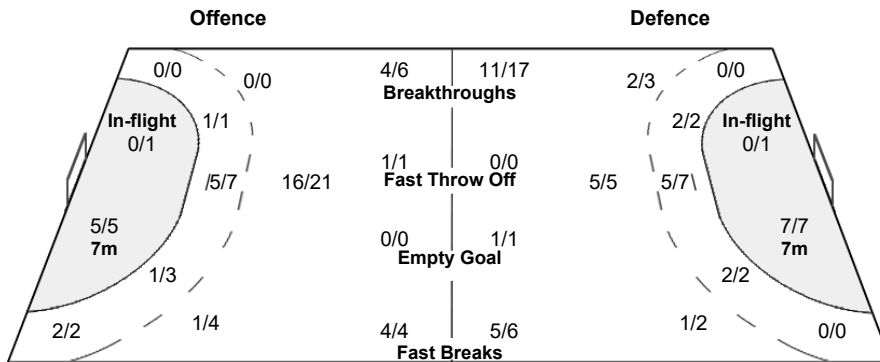
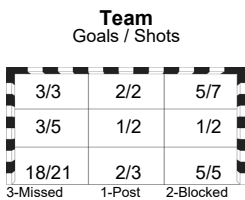
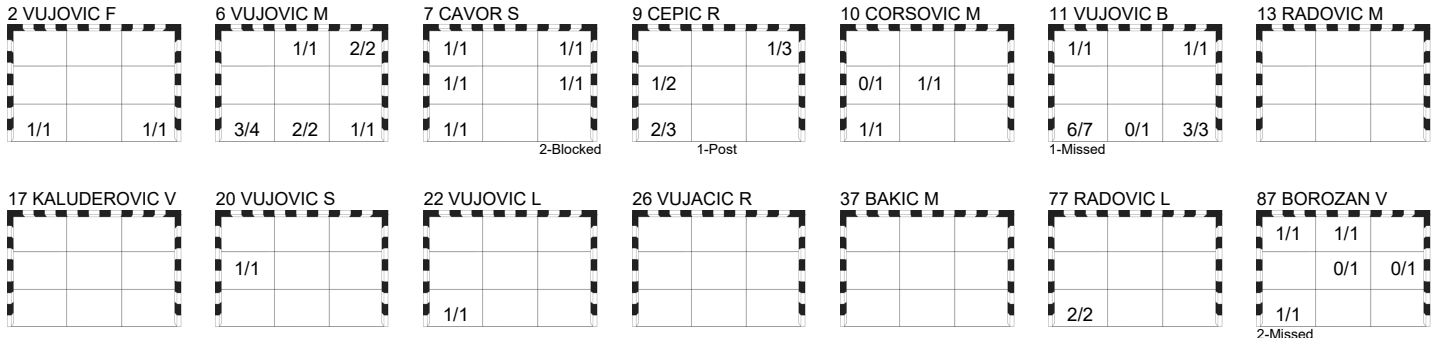
Match No: 19

SLO 41 - 40 MNE
(19 - 18) (22 - 22)

Referees: HANSEN Mads (DEN) / MADSEN Jesper (DEN)

MNE - Montenegro

Overview of Shot Distribution



OFFICIAL PARTNERS



EHF PARTNERS



NATIONAL SUPPLIERS



Play by Play

Match No: 19

SLO 41 - 40 MNE

(19 - 18) (22 - 22)

Referees: HANSEN Mads (DEN) / MADSEN Jesper (DEN)

SLO	1 BAZNIK Joze	5 HENIGMAN Nik	8 JANC Blaz	A SKOKO Mirko
	14 TAJNIK Domen	16 VUJOVIC Miljan	19 JOVICIC Stas Slatinek	B ZORMAN Uros
	20 KODRIN Tilen	24 MAKUC Andraz	27 HORZEN Kristjan	C PROST KOSIR Primoz
	28 GRMSEK Timotej	30 COKAN Tim	33 ZABIC Stefan	D KOSAK Rok
	35 MAKUC Domen	51 MACKOVSEK Borut	77 NOVAK Domen	E CINDRIC Matic
	95 SUHOLEZNIK Matic			
MNE	2 VUJOVIC Filip	6 VUJOVIC Milos	7 CAVOR Stefan	A SEVALJEVIC Vasko
	9 CEPIC Radojica	10 CORSOVIC Miodrag	11 VUJOVIC Branko	B DINART Didier
	12 SULJEVIC Haris	13 RADOVIC Mirko	17 KALUDEROVIC Vasilije	C SIMIC Lazar
	20 VUJOVIC Stevan	22 VUJOVIC Luka	26 VUJACIC Risto	D DAMJANOVIC Andrija
	37 BAKIC Milorad	77 RADOVIC Luka	85 MIJUSKOVIC Mile	E BALTIC Maja
	87 BOROZAN Vuko			

1st HALF

Match Time	SLO - Slovenia	Score Lead	MNE - Montenegro
0:00	1 BAZNIK J Goalkeeper		12 SULJEVIC H Goalkeeper
0:43	95 SUHOLEZNIK M Block		7 CAVOR S Shot left 9m blocked
0:53	8 JANC B Goal breakthrough bottom left, 92.88 km/h	1 - 0 +1	
1:49		1 - 1 0	11 VUJOVIC B Goal centre 9m bottom left, 107.74 km/h
2:03	8 JANC B Goal breakthrough bottom right (35 MAKUC D), 84.69 km/h	2 - 1 +1	
2:18		2 - 2 0	11 VUJOVIC B Goal centre 6m bottom right, 108.17 km/h
3:09	51 MACKOVSEK B Goal centre 9m bottom left, 95.21 km/h	3 - 2 +1	
4:02			11 VUJOVIC B Shot centre 9m missed
4:12	8 JANC B 7m received		10 CORSOVIC M 7m caused
4:29	77 NOVAK D Goal Penalty shot bottom centre (8 JANC B), 89.50 km/h	4 - 2 +2	
5:07		4 - 3 +1	9 CEPIC R Goal centre 9m top right, 110.81 km/h
5:42	35 MAKUC D Shot left 9m blocked		9 CEPIC R Block
6:04	8 JANC B Goal right 9m bottom left, 100.22 km/h	5 - 3 +2	
6:15		5 - 4 +1	11 VUJOVIC B Goal centre 9m bottom right, 93.13 km/h
6:52	35 MAKUC D Goal breakthrough bottom right, 83.21 km/h	6 - 4 +2	
7:37			10 CORSOVIC M Technical Fault
8:18	27 HORZEN K 7m received		10 CORSOVIC M 7m caused
8:18			85 MIJUSKOVIC M for 12 SULJEVIC H Goalkeeper Substitution
8:18	77 NOVAK D Goal Penalty shot bottom right (27 HORZEN K), 100.43 km/h	7 - 4 +3	
8:33			12 SULJEVIC H for 85 MIJUSKOVIC M Goalkeeper Substitution
8:55	95 SUHOLEZNIK M Warning (yellow card)		
9:22		7 - 5 +2	7 CAVOR S Goal centre 9m bottom left, 99.49 km/h
9:35	51 MACKOVSEK B Goal breakthrough bottom left (8 JANC B), 62.23 km/h	8 - 5 +3	
10:16		8 - 6 +2	10 CORSOVIC M Goal centre 6m bottom left (9 CEPIC R), 72.14 km/h
11:02	35 MAKUC D Turnover		11 VUJOVIC B Steal
11:11		8 - 7 +1	77 RADOVIC L Goal fast break bottom left (11 VUJOVIC B), 101.50 km/h
12:34	35 MAKUC D Goal centre 9m bottom left, 111.37 km/h	9 - 7 +2	
13:27			9 CEPIC R Shot left 9m saved top right
13:43	5 HENIGMAN N 7m caused		22 VUJOVIC L 7m received
14:08		9 - 8 +1	6 VUJOVIC M Goal Penalty shot bottom left (22 VUJOVIC L), 80.55 km/h
14:33	8 JANC B Goal breakthrough middle left, 101.11 km/h	10 - 8 +2	
14:46		10 - 9 +1	20 VUJOVIC S Goal breakthrough middle left, 114.95 km/h
15:36	5 HENIGMAN N Shot breakthrough saved top left		
15:46		10 - 10 0	9 CEPIC R Goal breakthrough bottom left, 75.57 km/h
16:03	16 VUJOVIC M for 1 BAZNIK J Goalkeeper Substitution		
16:35	8 JANC B Goal breakthrough bottom right, 101.89 km/h	11 - 10 +1	
17:13		11 - 11 0	7 CAVOR S Goal centre 9m top left, 101.36 km/h
17:21	20 KODRIN T Goal fast break bottom left (35 MAKUC D), 48.05 km/h	12 - 11 +1	

OFFICIAL PARTNERS



EHF PARTNERS



NATIONAL SUPPLIERS



Play by Play

Match No: 19

SLO 41 - 40 MNE

(19 - 18) (22 - 22)

1st HALF

Match Time	SLO - Slovenia	Score	Lead	MNE - Montenegro
17:58	95 SUHOLEZNIK M 2-minutes suspension			
18:27		12 - 12	0	6 VUJOVIC M Goal left 6m top right (7 CAVOR S), 76.11 km/h
18:37	27 HORZEN K for 16 VUJOVIC M Empty goal			
19:12	35 MAKUC D Goal centre 6m bottom right, 88.40 km/h	13 - 12	+1	
19:25	16 VUJOVIC M for 77 NOVAK D Goalkeeper back			
19:51				6 VUJOVIC M Shot left 6m saved bottom left
20:20	35 MAKUC D Shot breakthrough saved middle right			
20:27	51 MACKOVSEK B Steal			7 CAVOR S Turnover Fastbreak
20:36	35 MAKUC D Goal breakthrough bottom left, 109.01 km/h	14 - 12	+2	
21:08	20 KODRIN T Warning (yellow card)			
21:25	95 SUHOLEZNIK M Block			7 CAVOR S Shot centre 9m blocked
21:36	51 MACKOVSEK B Shot flying throw saved top left			
22:16	27 HORZEN K Shot centre 6m missed			
22:29				9 CEPIC R Shot centre 6m post
22:44	27 HORZEN K Goal centre 6m bottom left (8 JANC B), 94.75 km/h	15 - 12	+3	
23:21		15 - 13	+2	7 CAVOR S Goal left 9m top right, 101.04 km/h
24:01	14 TAJNIK D 7m received			10 CORSOVIC M 7m caused
24:11				85 MIJUSKOVIC M for 12 SULJEVIC H Goalkeeper Substitution
24:11	77 NOVAK D Goal Penalty shot middle left (14 TAJNIK D), 99.89 km/h	16 - 13	+3	
24:25				12 SULJEVIC H for 85 MIJUSKOVIC M Goalkeeper Substitution
24:46		16 - 14	+2	9 CEPIC R Goal breakthrough middle left, 96.81 km/h
24:57	8 JANC B Goal centre 9m bottom right, 97.15 km/h	17 - 14	+3	
25:41				Team timeout
26:09		17 - 15	+2	87 BOROZAN V Goal centre 9m top left, 87.89 km/h
26:43	35 MAKUC D Goal breakthrough bottom left, 99.43 km/h	18 - 15	+3	
26:54		18 - 16	+2	11 VUJOVIC B Goal centre 9m top left, 105.92 km/h
27:34				87 BOROZAN V Warning (yellow card)
27:53	35 MAKUC D Turnover			
27:59		18 - 17	+1	77 RADOVIC L Goal centre 6m bottom left (87 BOROZAN V)
28:06	35 MAKUC D Turnover			11 VUJOVIC B Steal
28:13		18 - 18	0	11 VUJOVIC B Goal individual fast break bottom left, 107.00 km/h
28:18	Team timeout			
28:42				10 CORSOVIC M 2-minutes suspension
29:13	19 JOVICIC SS Technical Fault			
29:24				22 VUJOVIC L for 12 SULJEVIC H Empty goal
29:43				87 BOROZAN V Shot centre 9m missed
29:50				12 SULJEVIC H for 6 VUJOVIC M Goalkeeper back
29:51	77 NOVAK D Goal empty goal middle centre (14 TAJNIK D)	19 - 18	+1	
30:00				11 VUJOVIC B Shot direct free throw saved bottom centre

2nd HALF

Match Time	SLO - Slovenia	Score	Lead	MNE - Montenegro
30:00	16 VUJOVIC M Goalkeeper			12 SULJEVIC H Goalkeeper
30:22	20 KODRIN T Goal left 6m bottom left (51 MACKOVSEK B), 69.27 km/h	20 - 18	+2	
30:51		20 - 19	+1	9 CEPIC R Goal centre 9m bottom left, 67.93 km/h
31:01	35 MAKUC D 7m received			9 CEPIC R 7m caused
31:14	77 NOVAK D Goal Penalty shot bottom centre (35 MAKUC D), 89.82 km/h	21 - 19	+2	
31:49				11 VUJOVIC B Shot centre 9m saved bottom left
31:54	35 MAKUC D Shot fast break saved bottom right			
32:06				87 BOROZAN V Shot breakthrough saved middle right

OFFICIAL PARTNERS



EHF PARTNERS



NATIONAL SUPPLIERS



Match No: 19

Play by Play

SLO 41 - 40 MNE

(19 - 18) (22 - 22)

2nd HALF

Match Time	SLO - Slovenia	Score	Lead	MNE - Montenegro
32:41		21 - 20	+1	6 VUJOVIC M Goal centre 6m bottom left, 82.21 km/h
33:12	14 TAJNIK D Shot breakthrough saved top right			
33:40		21 - 21	0	11 VUJOVIC B Goal centre 9m bottom left
34:27	14 TAJNIK D Turnover			
34:32		21 - 22	-1	6 VUJOVIC M Goal fast break bottom right (77 RADOVIC L), 100.10 km/h
35:10	8 JANC B Goal centre 9m bottom centre, 91.09 km/h	22 - 22	0	
35:19		22 - 23	-1	87 BOROZAN V Goal breakthrough top centre
35:29	20 KODRIN T Goal centre 6m bottom left (8 JANC B), 47.70 km/h	23 - 23	0	
36:00				9 CEPIC R Shot flying throw saved middle left
36:34	8 JANC B Turnover			
36:57		23 - 24	-1	11 VUJOVIC B Goal centre 9m bottom right
37:32	35 MAKUC D Shot breakthrough missed			
37:40		23 - 25	-2	87 BOROZAN V Goal fast break bottom left, 98.34 km/h
37:50	51 MACKOVSEK B Goal fast break top right (8 JANC B), 84.91 km/h	24 - 25	-1	
38:47		24 - 26	-2	7 CAVOR S Goal centre 9m middle right, 102.28 km/h
39:02	51 MACKOVSEK B Goal breakthrough bottom left (24 MAKUC A), 65.69 km/h	25 - 26	-1	
39:16	33 ZABIC S 2-minutes suspension			
39:31				9 CEPIC R Shot breakthrough saved bottom left
39:41	35 MAKUC D for 16 VUJOVIC M Empty goal			
40:11	16 VUJOVIC M for 35 MAKUC D Goalkeeper back			
40:09	27 HORZEN K Goal centre 6m middle right (8 JANC B), 89.50 km/h	26 - 26	0	
40:28		26 - 27	-1	6 VUJOVIC M Goal left wing top centre (11 VUJOVIC B), 65.99 km/h
40:39	27 HORZEN K for 16 VUJOVIC M Empty goal			
41:04	16 VUJOVIC M for 35 MAKUC D Goalkeeper back			
41:02	27 HORZEN K Goal centre 6m bottom right (8 JANC B), 91.22 km/h	27 - 27	0	
41:14	77 NOVAK D 7m caused			9 CEPIC R 7m received
41:14		27 - 28	-1	6 VUJOVIC M Goal Penalty shot top right (9 CEPIC R), 97.24 km/h
41:52	77 NOVAK D Goal right 6m bottom left (24 MAKUC A), 86.57 km/h	28 - 28	0	
41:53				22 VUJOVIC L for 12 SULJEVIC H Empty goal
41:53				10 CORSOVIC M 2-minutes suspension
42:23	20 KODRIN T 2-minutes suspension			
42:37				12 SULJEVIC H for 77 RADOVIC L Goalkeeper back
42:34		28 - 29	-1	11 VUJOVIC B Goal centre 9m bottom left, 111.82 km/h
42:48	19 JOVICIC SS for 16 VUJOVIC M Empty goal			
42:58	16 VUJOVIC M for 27 HORZEN K Goalkeeper back			
43:14	24 MAKUC A Technical Fault			
43:23				77 RADOVIC L for 12 SULJEVIC H Empty goal
43:38				12 SULJEVIC H for 77 RADOVIC L Goalkeeper back
43:39				87 BOROZAN V Shot centre 9m missed
43:43	8 JANC B Shot right 9m missed			
44:11	35 MAKUC D 7m caused			22 VUJOVIC L 7m received
44:14		28 - 30	-2	6 VUJOVIC M Goal Penalty shot bottom left (22 VUJOVIC L), 105.06 km/h
44:50	27 HORZEN K 7m received			6 VUJOVIC M 7m caused
45:03	77 NOVAK D Goal Penalty shot top left (27 HORZEN K), 95.57 km/h	29 - 30	-1	
45:33		29 - 31	-2	11 VUJOVIC B Goal centre 9m bottom left, 112.14 km/h
45:41	24 MAKUC A Goal centre 9m bottom left, 106.26 km/h	30 - 31	-1	
45:52				85 MIJUSKOVIC M for 12 SULJEVIC H Goalkeeper Substitution
46:07		30 - 32	-2	22 VUJOVIC L Goal right 6m bottom left (77 RADOVIC L)
46:23	1 BAZNIK J for 16 VUJOVIC M Goalkeeper Substitution			
46:34	35 MAKUC D Shot breakthrough saved bottom left			
47:11				9 CEPIC R Shot centre 6m saved top right
47:17				Video Replay (Punishment review) Punishment

OFFICIAL PARTNERS



EHF PARTNERS



NATIONAL SUPPLIERS



Match No: 19

Play by Play

SLO 41 - 40 MNE
(19 - 18) (22 - 22)

2nd HALF

Match Time	SLO - Slovenia	Score	Lead	MNE - Montenegro
47:17				6 VUJOVIC M 2-minutes suspension
47:17	77 NOVAK D 7m received			6 VUJOVIC M 7m caused
47:19	35 MAKUC D Goal Penalty shot bottom left (77 NOVAK D), 105.01 km/h	31	-32	-1
47:34				77 RADOVIC L for 85 MIJUSKOVIC M Empty goal
48:16				85 MIJUSKOVIC M for 77 RADOVIC L Goalkeeper back
48:14				87 BOROZAN V Technical Fault
48:24	35 MAKUC D Goal breakthrough bottom right, 102.62 km/h	32	-32	0
48:34				77 RADOVIC L for 85 MIJUSKOVIC M Empty goal
49:09				85 MIJUSKOVIC M for 77 RADOVIC L Goalkeeper back
49:07		32	-33	-1
49:22	77 NOVAK D Goal right 6m bottom centre (35 MAKUC D), 76.01 km/h	33	-33	0
50:09		33	-34	-1
51:07	27 HORZEN K Shot centre 6m saved bottom left			
51:36				87 BOROZAN V Shot left 9m saved middle centre
51:45	20 KODRIN T Goal fast break bottom left (24 MAKUC A), 41.95 km/h	34	-34	0
51:59				Team timeout
52:24				87 BOROZAN V Technical Fault
52:31	20 KODRIN T Goal fast break top centre (8 JANC B), 67.62 km/h	35	-34	+1
53:08		35	-35	0
53:20	35 MAKUC D for 1 BAZNIK J Empty goal			
53:28	1 BAZNIK J for 24 MAKUC A Goalkeeper back			
53:25	35 MAKUC D Goal left 9m bottom right, 120.19 km/h	36	-35	+1
53:32		36	-36	0
54:17	8 JANC B Goal breakthrough bottom left (77 NOVAK D), 61.27 km/h	37	-36	+1
54:31		37	-37	0
54:39	Team timeout			
55:10				11 VUJOVIC B 2-minutes suspension
55:26	20 KODRIN T Goal left 6m bottom right (35 MAKUC D), 100.32 km/h	38	-37	+1
55:38				87 BOROZAN V for 85 MIJUSKOVIC M Empty goal
56:14				85 MIJUSKOVIC M for 77 RADOVIC L Goalkeeper back
56:15				10 CORSOVIC M Shot left 6m saved middle left
56:21				77 RADOVIC L for 85 MIJUSKOVIC M Empty goal
56:34	77 NOVAK D Goal fast break bottom centre	39	-37	+2
56:46	51 MACKOVSEK B 7m caused			
56:46	51 MACKOVSEK B 2-minutes suspension			
56:47		39	-38	+1
57:00	24 MAKUC A for 1 BAZNIK J Empty goal			
57:12	8 JANC B 7m received			
57:18				9 CEPIC R 7m caused
57:20	1 BAZNIK J for 24 MAKUC A Goalkeeper back			
57:18	35 MAKUC D Goal Penalty shot middle left (8 JANC B), 103.87 km/h	40	-38	+2
57:57				2 VUJOVIC F Technical Fault
57:57	24 MAKUC A for 1 BAZNIK J Empty goal			
58:30	1 BAZNIK J for 35 MAKUC D Goalkeeper back			
58:28	24 MAKUC A Shot breakthrough saved middle right			
58:33	8 JANC B 7m caused			
58:33		40	-39	+1
58:46	35 MAKUC D for 1 BAZNIK J Empty goal			
58:42	A SKOKO M Warning (yellow card) bench punishment			
58:52	1 BAZNIK J for 51 MACKOVSEK B Goalkeeper back			
59:08	Team timeout			
59:39	51 MACKOVSEK B Goal right 9m top right, 90.43 km/h	41	-39	+2

OFFICIAL PARTNERS



EHF PARTNERS



NATIONAL SUPPLIERS





MEN'S EUROPEAN HANDBALL CHAMPIONSHIP
EHF EURO 2026

Preliminary Round - Group D



MEN'S EHF EURO 2026
DENMARK · SWEDEN · NORWAY

FRI 16 JAN 2026
Start Time: 18:00

Oslo

Match No: 19

Play by Play

SLO 41 - 40 MNE
(19 - 18) (22 - 22)

2nd HALF

Match Time	SLO - Slovenia	Score	Lead	MNE - Montenegro
59:53		41 - 40	+1	11 VUJOVIC B Goal centre 9m top right, 114.53 km/h



Report Created FRI 16 JAN 2026 19:54

Page 5 of 5

OFFICIAL PARTNERS



EHF PARTNERS



NATIONAL SUPPLIERS



Empty Goal Analysis

Match No: 19

SLO 41 - 40 MNE
(19 - 18) (22 - 22)

Referees: HANSEN Mads (DEN) / MADSEN Jesper (DEN)

ATTACKS DURING OWN EMPTY GOAL SITUATION

Players on Court	Attacks		Goals		Saves		Missed		Blocked		Post		Turnovers		Scoring Efficiency		Goals Against	
	SLO	MNE	SLO	MNE	SLO	MNE	SLO	MNE	SLO	MNE	SLO	MNE	SLO	MNE	SLO	MNE	SLO	MNE
7 Against 6	1		1												100			
6 Against 6	5	4	4	1	1	1		1					1		80	25		1
Others		3		2				1								67		
Total:	6	7	5	3	1	1		2					1		83	43		1

GOALS/ATTACKS DURING OWN EMPTY GOAL SITUATION - ANALYSIS OF OCCURRENCE (in 5 min intervals)

Players on Court	1st Half												
	0-5		5-10		10-15		15-20		20-25		25-30		
	SLO	MNE	SLO	MNE	SLO	MNE	SLO	MNE	SLO	MNE	SLO	MNE	
7 Against 6													
6 Against 6							1/1					0/1	
Others													
Total:							1/1					0/1	

Players on Court	2nd Half											
	30-35		35-40		40-45		45-50		50-55		55-60	
	SLO	MNE	SLO	MNE	SLO	MNE	SLO	MNE	SLO	MNE	SLO	MNE
7 Against 6									1/1			
6 Against 6					2/2			1/2			1/2	0/1
Others						1/2						1/1
Total:					2/2	1/2		1/2	1/1		1/2	1/2

GOALS/ATTACKS DURING OWN EMPTY GOAL SITUATION - ANALYSIS BY DURATION

Team	<15 sec.	15-30 sec.	30-45 sec.	45-60 sec.	>60 sec.
SLO	1/1	3/3	1/2		
MNE	1/1	0/2	2/4		

SUBSTITUTION SUMMARY

Players	SLO	MNE
Goalkeeper <-> Goalkeeper	2	5
Court Player <-> Goalkeeper	16	14
Court Player <-> Court Player	81	38
Total:	99	57

OFFICIAL PARTNERS



EHF PARTNERS



NATIONAL SUPPLIERS



Line-Up Analysis

SLO 41 - 40 MNE

Match No: 19

SLO - Slovenia

Lineup efficiency								Time Played	GF	GA
1	BAZNIK J	8 JANC B	20 KODRIN T	27 HORZEN K	35 MAKUC D	51 MACKOVSEK B	77 NOVAK D	8:50	7	2
1	BAZNIK J	8 JANC B	20 KODRIN T	35 MAKUC D	51 MACKOVSEK B	77 NOVAK D	95 SUHOLEZNIK M	7:40	8	6
1	BAZNIK J	8 JANC B	20 KODRIN T	24 MAKUC A	27 HORZEN K	35 MAKUC D	77 NOVAK D	3:31	0	2
1	BAZNIK J	5 HENIGMAN N	8 JANC B	20 KODRIN T	27 HORZEN K	35 MAKUC D	77 NOVAK D	3:09	1	2
1	BAZNIK J	8 JANC B	20 KODRIN T	24 MAKUC A	27 HORZEN K	51 MACKOVSEK B	77 NOVAK D	3:01	4	4
8	JANC B	14 TAJNIK D	16 VUJOVIC M	19 JOVICIC SS	27 HORZEN K	35 MAKUC D	77 NOVAK D	2:51	1	2
8	JANC B	16 VUJOVIC M	20 KODRIN T	35 MAKUC D	51 MACKOVSEK B	77 NOVAK D	95 SUHOLEZNIK M	2:44	2	2
8	JANC B	14 TAJNIK D	16 VUJOVIC M	20 KODRIN T	51 MACKOVSEK B	77 NOVAK D	95 SUHOLEZNIK M	2:43	1	2
1	BAZNIK J	5 HENIGMAN N	8 JANC B	20 KODRIN T	35 MAKUC D	77 NOVAK D	95 SUHOLEZNIK M	2:22	1	2
8	JANC B	16 VUJOVIC M	20 KODRIN T	24 MAKUC A	33 ZABIC S	51 MACKOVSEK B	77 NOVAK D	2:14	1	2
14	TAJNIK D	16 VUJOVIC M	19 JOVICIC SS	28 GRMSEK T	51 MACKOVSEK B	77 NOVAK D	95 SUHOLEZNIK M	2:08	2	2
8	JANC B	16 VUJOVIC M	20 KODRIN T	33 ZABIC S	35 MAKUC D	51 MACKOVSEK B	77 NOVAK D	1:47	2	3
8	JANC B	14 TAJNIK D	16 VUJOVIC M	20 KODRIN T	27 HORZEN K	35 MAKUC D	77 NOVAK D	1:41	0	1
8	JANC B	16 VUJOVIC M	20 KODRIN T	24 MAKUC A	27 HORZEN K	51 MACKOVSEK B	77 NOVAK D	1:39	1	2
5	HENIGMAN N	8 JANC B	16 VUJOVIC M	20 KODRIN T	35 MAKUC D	77 NOVAK D	95 SUHOLEZNIK M	1:22	2	1
8	JANC B	16 VUJOVIC M	19 JOVICIC SS	20 KODRIN T	35 MAKUC D	51 MACKOVSEK B	77 NOVAK D	1:18	0	1
8	JANC B	20 KODRIN T	24 MAKUC A	27 HORZEN K	35 MAKUC D	51 MACKOVSEK B	77 NOVAK D	1:07	0	0
8	JANC B	16 VUJOVIC M	20 KODRIN T	24 MAKUC A	27 HORZEN K	35 MAKUC D	77 NOVAK D	0:58	2	0
8	JANC B	16 VUJOVIC M	20 KODRIN T	24 MAKUC A	33 ZABIC S	35 MAKUC D	77 NOVAK D	0:52	0	0
8	JANC B	20 KODRIN T	24 MAKUC A	27 HORZEN K	33 ZABIC S	35 MAKUC D	77 NOVAK D	0:51	0	0
8	JANC B	20 KODRIN T	27 HORZEN K	35 MAKUC D	51 MACKOVSEK B	77 NOVAK D	95 SUHOLEZNIK M	0:48	1	0
8	JANC B	16 VUJOVIC M	19 JOVICIC SS	20 KODRIN T	24 MAKUC A	51 MACKOVSEK B	77 NOVAK D	0:47	1	1
8	JANC B	16 VUJOVIC M	20 KODRIN T	27 HORZEN K	35 MAKUC D	51 MACKOVSEK B	95 SUHOLEZNIK M	0:40	0	0
8	JANC B	14 TAJNIK D	16 VUJOVIC M	19 JOVICIC SS	51 MACKOVSEK B	77 NOVAK D	95 SUHOLEZNIK M	0:39	1	0
8	JANC B	14 TAJNIK D	16 VUJOVIC M	20 KODRIN T	35 MAKUC D	51 MACKOVSEK B	77 NOVAK D	0:36	1	0
8	JANC B	16 VUJOVIC M	19 JOVICIC SS	20 KODRIN T	24 MAKUC A	35 MAKUC D	77 NOVAK D	0:36	0	0
5	HENIGMAN N	8 JANC B	16 VUJOVIC M	20 KODRIN T	27 HORZEN K	35 MAKUC D	77 NOVAK D	0:33	0	0
8	JANC B	16 VUJOVIC M	20 KODRIN T	27 HORZEN K	35 MAKUC D	51 MACKOVSEK B	77 NOVAK D	0:33	0	0
8	JANC B	14 TAJNIK D	16 VUJOVIC M	20 KODRIN T	27 HORZEN K	51 MACKOVSEK B	77 NOVAK D	0:29	0	0
8	JANC B	14 TAJNIK D	16 VUJOVIC M	19 JOVICIC SS	35 MAKUC D	51 MACKOVSEK B	77 NOVAK D	0:26	0	1
8	JANC B	16 VUJOVIC M	24 MAKUC A	27 HORZEN K	33 ZABIC S	51 MACKOVSEK B	77 NOVAK D	0:24	0	1
8	JANC B	14 TAJNIK D	16 VUJOVIC M	20 KODRIN T	35 MAKUC D	77 NOVAK D	95 SUHOLEZNIK M	0:15	0	1
8	JANC B	19 JOVICIC SS	20 KODRIN T	24 MAKUC A	27 HORZEN K	35 MAKUC D	77 NOVAK D	0:10	0	0
8	JANC B	14 TAJNIK D	16 VUJOVIC M	19 JOVICIC SS	27 HORZEN K	51 MACKOVSEK B	77 NOVAK D	0:09	0	0
8	JANC B	20 KODRIN T	24 MAKUC A	33 ZABIC S	35 MAKUC D	51 MACKOVSEK B	77 NOVAK D	0:04	0	0
8	JANC B	16 VUJOVIC M	20 KODRIN T	24 MAKUC A	27 HORZEN K	33 ZABIC S	77 NOVAK D	0:03	1	0

Score development								Time Played	G Diff.
1	BAZNIK J	8 JANC B	20 KODRIN T	27 HORZEN K	35 MAKUC D	51 MACKOVSEK B	77 NOVAK D	8:50	+5
8	JANC B	16 VUJOVIC M	20 KODRIN T	24 MAKUC A	27 HORZEN K	35 MAKUC D	77 NOVAK D	0:58	+2
1	BAZNIK J	8 JANC B	20 KODRIN T	35 MAKUC D	51 MACKOVSEK B	77 NOVAK D	95 SUHOLEZNIK M	7:40	+2
8	JANC B	16 VUJOVIC M	20 KODRIN T	24 MAKUC A	27 HORZEN K	33 ZABIC S	77 NOVAK D	0:03	+1
8	JANC B	14 TAJNIK D	16 VUJOVIC M	20 KODRIN T	35 MAKUC D	51 MACKOVSEK B	77 NOVAK D	0:36	+1
8	JANC B	14 TAJNIK D	16 VUJOVIC M	19 JOVICIC SS	51 MACKOVSEK B	77 NOVAK D	95 SUHOLEZNIK M	0:39	+1
8	JANC B	20 KODRIN T	27 HORZEN K	35 MAKUC D	51 MACKOVSEK B	77 NOVAK D	95 SUHOLEZNIK M	0:48	+1
5	HENIGMAN N	8 JANC B	16 VUJOVIC M	20 KODRIN T	35 MAKUC D	77 NOVAK D	95 SUHOLEZNIK M	1:22	+1
8	JANC B	20 KODRIN T	24 MAKUC A	33 ZABIC S	35 MAKUC D	51 MACKOVSEK B	77 NOVAK D	0:04	0
8	JANC B	14 TAJNIK D	16 VUJOVIC M	19 JOVICIC SS	27 HORZEN K	51 MACKOVSEK B	77 NOVAK D	0:09	0
8	JANC B	19 JOVICIC SS	20 KODRIN T	24 MAKUC A	27 HORZEN K	35 MAKUC D	77 NOVAK D	0:10	0
8	JANC B	14 TAJNIK D	16 VUJOVIC M	20 KODRIN T	27 HORZEN K	51 MACKOVSEK B	77 NOVAK D	0:29	0
5	HENIGMAN N	8 JANC B	16 VUJOVIC M	20 KODRIN T	27 HORZEN K	35 MAKUC D	77 NOVAK D	0:33	0
8	JANC B	16 VUJOVIC M	20 KODRIN T	27 HORZEN K	35 MAKUC D	51 MACKOVSEK B	77 NOVAK D	0:33	0
8	JANC B	16 VUJOVIC M	19 JOVICIC SS	20 KODRIN T	24 MAKUC A	35 MAKUC D	77 NOVAK D	0:36	0

OFFICIAL PARTNERS



EHF PARTNERS



NATIONAL SUPPLIERS



Match No: 19

Line-Up Analysis

SLO 41 - 40 MNE

SLO - Slovenia

Score development								Time Played	G Diff.
8 JANC B	16 VUJOVIC M	20 KODRIN T	27 HORZEN K	35 MAKUC D	51 MACKOVSEK B	95 SUHOLEZNIK M	0:40	0	
8 JANC B	16 VUJOVIC M	19 JOVICIC SS	20 KODRIN T	24 MAKUC A	51 MACKOVSEK B	77 NOVAK D	0:47	0	
8 JANC B	20 KODRIN T	24 MAKUC A	27 HORZEN K	33 ZABIC S	35 MAKUC D	77 NOVAK D	0:51	0	
8 JANC B	16 VUJOVIC M	20 KODRIN T	24 MAKUC A	33 ZABIC S	35 MAKUC D	77 NOVAK D	0:52	0	
8 JANC B	20 KODRIN T	24 MAKUC A	27 HORZEN K	35 MAKUC D	51 MACKOVSEK B	77 NOVAK D	1:07	0	
14 TAJNIK D	16 VUJOVIC M	19 JOVICIC SS	28 GRMSEK T	51 MACKOVSEK B	77 NOVAK D	95 SUHOLEZNIK M	2:08	0	
8 JANC B	16 VUJOVIC M	20 KODRIN T	35 MAKUC D	51 MACKOVSEK B	77 NOVAK D	95 SUHOLEZNIK M	2:44	0	
1 BAZNIK J	8 JANC B	20 KODRIN T	24 MAKUC A	27 HORZEN K	51 MACKOVSEK B	77 NOVAK D	3:01	0	
8 JANC B	14 TAJNIK D	16 VUJOVIC M	20 KODRIN T	35 MAKUC D	77 NOVAK D	95 SUHOLEZNIK M	0:15	-1	
8 JANC B	16 VUJOVIC M	24 MAKUC A	27 HORZEN K	33 ZABIC S	51 MACKOVSEK B	77 NOVAK D	0:24	-1	
8 JANC B	14 TAJNIK D	16 VUJOVIC M	19 JOVICIC SS	35 MAKUC D	51 MACKOVSEK B	77 NOVAK D	0:26	-1	
8 JANC B	16 VUJOVIC M	19 JOVICIC SS	20 KODRIN T	35 MAKUC D	51 MACKOVSEK B	77 NOVAK D	1:18	-1	
8 JANC B	16 VUJOVIC M	20 KODRIN T	24 MAKUC A	27 HORZEN K	51 MACKOVSEK B	77 NOVAK D	1:39	-1	
8 JANC B	14 TAJNIK D	16 VUJOVIC M	20 KODRIN T	27 HORZEN K	35 MAKUC D	77 NOVAK D	1:41	-1	
8 JANC B	16 VUJOVIC M	20 KODRIN T	33 ZABIC S	35 MAKUC D	51 MACKOVSEK B	77 NOVAK D	1:47	-1	
8 JANC B	16 VUJOVIC M	20 KODRIN T	24 MAKUC A	33 ZABIC S	51 MACKOVSEK B	77 NOVAK D	2:14	-1	
1 BAZNIK J	5 HENIGMAN N	8 JANC B	20 KODRIN T	35 MAKUC D	77 NOVAK D	95 SUHOLEZNIK M	2:22	-1	
8 JANC B	14 TAJNIK D	16 VUJOVIC M	20 KODRIN T	51 MACKOVSEK B	77 NOVAK D	95 SUHOLEZNIK M	2:43	-1	
8 JANC B	14 TAJNIK D	16 VUJOVIC M	19 JOVICIC SS	27 HORZEN K	35 MAKUC D	77 NOVAK D	2:51	-1	
1 BAZNIK J	5 HENIGMAN N	8 JANC B	20 KODRIN T	27 HORZEN K	35 MAKUC D	77 NOVAK D	3:09	-1	
1 BAZNIK J	8 JANC B	20 KODRIN T	24 MAKUC A	27 HORZEN K	35 MAKUC D	77 NOVAK D	3:31	-2	

Empty Goal								Time Played	GF	GA
8 JANC B	20 KODRIN T	24 MAKUC A	27 HORZEN K	35 MAKUC D	51 MACKOVSEK B	77 NOVAK D	1:07	0	0	
8 JANC B	20 KODRIN T	24 MAKUC A	27 HORZEN K	33 ZABIC S	35 MAKUC D	77 NOVAK D	0:51	0	0	
8 JANC B	20 KODRIN T	27 HORZEN K	35 MAKUC D	51 MACKOVSEK B	77 NOVAK D	95 SUHOLEZNIK M	0:48	1	0	
8 JANC B	19 JOVICIC SS	20 KODRIN T	24 MAKUC A	27 HORZEN K	35 MAKUC D	77 NOVAK D	0:10	0	0	
8 JANC B	20 KODRIN T	24 MAKUC A	33 ZABIC S	35 MAKUC D	51 MACKOVSEK B	77 NOVAK D	0:04	0	0	

OFFICIAL PARTNERS



EHF PARTNERS



NATIONAL SUPPLIERS



Line-Up Analysis

Match No: 19

SLO 41 - 40 MNE

MNE - Montenegro

Lineup efficiency							Time Played	GF	GA
6 VUJOVIC M	7 CAVOR S	9 CEPIC R	10 CORSOVIC M	11 VUJOVIC B	12 SULJEVIC H	77 RADOVIC L	16:34	10	11
6 VUJOVIC M	9 CEPIC R	10 CORSOVIC M	11 VUJOVIC B	12 SULJEVIC H	77 RADOVIC L	87 BOROZAN V	11:41	11	5
2 VUJOVIC F	7 CAVOR S	9 CEPIC R	10 CORSOVIC M	77 RADOVIC L	85 MIJUSKOVIC M	87 BOROZAN V	3:33	3	4
6 VUJOVIC M	9 CEPIC R	11 VUJOVIC B	12 SULJEVIC H	22 VUJOVIC L	77 RADOVIC L	87 BOROZAN V	3:23	3	3
6 VUJOVIC M	7 CAVOR S	9 CEPIC R	10 CORSOVIC M	12 SULJEVIC H	20 VUJOVIC S	77 RADOVIC L	3:08	1	3
2 VUJOVIC F	7 CAVOR S	9 CEPIC R	10 CORSOVIC M	11 VUJOVIC B	77 RADOVIC L	85 MIJUSKOVIC M	2:56	1	2
6 VUJOVIC M	7 CAVOR S	9 CEPIC R	12 SULJEVIC H	20 VUJOVIC S	22 VUJOVIC L	77 RADOVIC L	2:52	3	2
7 CAVOR S	9 CEPIC R	10 CORSOVIC M	11 VUJOVIC B	12 SULJEVIC H	20 VUJOVIC S	77 RADOVIC L	2:51	1	1
6 VUJOVIC M	7 CAVOR S	9 CEPIC R	11 VUJOVIC B	12 SULJEVIC H	22 VUJOVIC L	77 RADOVIC L	2:06	1	0
6 VUJOVIC M	9 CEPIC R	10 CORSOVIC M	11 VUJOVIC B	22 VUJOVIC L	77 RADOVIC L	87 BOROZAN V	1:25	0	0
2 VUJOVIC F	7 CAVOR S	9 CEPIC R	10 CORSOVIC M	11 VUJOVIC B	77 RADOVIC L	87 BOROZAN V	1:24	0	1
2 VUJOVIC F	6 VUJOVIC M	9 CEPIC R	11 VUJOVIC B	22 VUJOVIC L	77 RADOVIC L	87 BOROZAN V	1:17	0	0
2 VUJOVIC F	7 CAVOR S	9 CEPIC R	20 VUJOVIC S	22 VUJOVIC L	85 MIJUSKOVIC M	87 BOROZAN V	1:10	1	0
6 VUJOVIC M	9 CEPIC R	10 CORSOVIC M	11 VUJOVIC B	12 SULJEVIC H	22 VUJOVIC L	87 BOROZAN V	1:03	1	0
2 VUJOVIC F	7 CAVOR S	9 CEPIC R	22 VUJOVIC L	77 RADOVIC L	85 MIJUSKOVIC M	87 BOROZAN V	1:01	0	1
6 VUJOVIC M	9 CEPIC R	11 VUJOVIC B	20 VUJOVIC S	22 VUJOVIC L	85 MIJUSKOVIC M	87 BOROZAN V	0:52	0	1
6 VUJOVIC M	9 CEPIC R	11 VUJOVIC B	22 VUJOVIC L	77 RADOVIC L	85 MIJUSKOVIC M	87 BOROZAN V	0:50	1	0
2 VUJOVIC F	6 VUJOVIC M	9 CEPIC R	11 VUJOVIC B	22 VUJOVIC L	85 MIJUSKOVIC M	87 BOROZAN V	0:35	1	1
6 VUJOVIC M	7 CAVOR S	9 CEPIC R	10 CORSOVIC M	11 VUJOVIC B	77 RADOVIC L	85 MIJUSKOVIC M	0:25	0	2
7 CAVOR S	9 CEPIC R	11 VUJOVIC B	12 SULJEVIC H	20 VUJOVIC S	22 VUJOVIC L	77 RADOVIC L	0:10	0	1
9 CEPIC R	10 CORSOVIC M	11 VUJOVIC B	12 SULJEVIC H	22 VUJOVIC L	77 RADOVIC L	87 BOROZAN V	0:10	0	1
2 VUJOVIC F	6 VUJOVIC M	7 CAVOR S	9 CEPIC R	10 CORSOVIC M	11 VUJOVIC B	87 BOROZAN V	0:09	1	0
2 VUJOVIC F	9 CEPIC R	11 VUJOVIC B	22 VUJOVIC L	77 RADOVIC L	85 MIJUSKOVIC M	87 BOROZAN V	0:08	0	1
2 VUJOVIC F	7 CAVOR S	9 CEPIC R	10 CORSOVIC M	11 VUJOVIC B	85 MIJUSKOVIC M	87 BOROZAN V	0:07	0	0
2 VUJOVIC F	6 VUJOVIC M	7 CAVOR S	9 CEPIC R	10 CORSOVIC M	11 VUJOVIC B	85 MIJUSKOVIC M	0:06	1	0
6 VUJOVIC M	9 CEPIC R	10 CORSOVIC M	11 VUJOVIC B	77 RADOVIC L	85 MIJUSKOVIC M	87 BOROZAN V	0:04	0	0

Score development							Time Played	G Diff.
6 VUJOVIC M	9 CEPIC R	10 CORSOVIC M	11 VUJOVIC B	12 SULJEVIC H	77 RADOVIC L	87 BOROZAN V	11:41	+6
2 VUJOVIC F	6 VUJOVIC M	7 CAVOR S	9 CEPIC R	10 CORSOVIC M	11 VUJOVIC B	85 MIJUSKOVIC M	0:06	+1
2 VUJOVIC F	6 VUJOVIC M	7 CAVOR S	9 CEPIC R	10 CORSOVIC M	11 VUJOVIC B	87 BOROZAN V	0:09	+1
6 VUJOVIC M	9 CEPIC R	11 VUJOVIC B	22 VUJOVIC L	77 RADOVIC L	85 MIJUSKOVIC M	87 BOROZAN V	0:50	+1
6 VUJOVIC M	9 CEPIC R	10 CORSOVIC M	11 VUJOVIC B	12 SULJEVIC H	22 VUJOVIC L	87 BOROZAN V	1:03	+1
2 VUJOVIC F	7 CAVOR S	9 CEPIC R	20 VUJOVIC S	22 VUJOVIC L	85 MIJUSKOVIC M	87 BOROZAN V	1:10	+1
6 VUJOVIC M	7 CAVOR S	9 CEPIC R	11 VUJOVIC B	12 SULJEVIC H	22 VUJOVIC L	77 RADOVIC L	2:06	+1
6 VUJOVIC M	7 CAVOR S	9 CEPIC R	12 SULJEVIC H	20 VUJOVIC S	22 VUJOVIC L	77 RADOVIC L	2:52	+1
6 VUJOVIC M	9 CEPIC R	10 CORSOVIC M	11 VUJOVIC B	77 RADOVIC L	85 MIJUSKOVIC M	87 BOROZAN V	0:04	0
2 VUJOVIC F	7 CAVOR S	9 CEPIC R	10 CORSOVIC M	11 VUJOVIC B	85 MIJUSKOVIC M	87 BOROZAN V	0:07	0
2 VUJOVIC F	6 VUJOVIC M	9 CEPIC R	11 VUJOVIC B	22 VUJOVIC L	85 MIJUSKOVIC M	87 BOROZAN V	0:35	0
2 VUJOVIC F	6 VUJOVIC M	9 CEPIC R	11 VUJOVIC B	22 VUJOVIC L	77 RADOVIC L	87 BOROZAN V	1:17	0
6 VUJOVIC M	9 CEPIC R	10 CORSOVIC M	11 VUJOVIC B	22 VUJOVIC L	77 RADOVIC L	87 BOROZAN V	1:25	0
7 CAVOR S	9 CEPIC R	10 CORSOVIC M	11 VUJOVIC B	12 SULJEVIC H	20 VUJOVIC S	77 RADOVIC L	2:51	0
6 VUJOVIC M	9 CEPIC R	11 VUJOVIC B	12 SULJEVIC H	22 VUJOVIC L	77 RADOVIC L	87 BOROZAN V	3:23	0
2 VUJOVIC F	9 CEPIC R	11 VUJOVIC B	22 VUJOVIC L	77 RADOVIC L	85 MIJUSKOVIC M	87 BOROZAN V	0:08	-1
7 CAVOR S	9 CEPIC R	11 VUJOVIC B	12 SULJEVIC H	20 VUJOVIC S	22 VUJOVIC L	77 RADOVIC L	0:10	-1
9 CEPIC R	10 CORSOVIC M	11 VUJOVIC B	12 SULJEVIC H	22 VUJOVIC L	77 RADOVIC L	87 BOROZAN V	0:10	-1
6 VUJOVIC M	9 CEPIC R	11 VUJOVIC B	20 VUJOVIC S	22 VUJOVIC L	85 MIJUSKOVIC M	87 BOROZAN V	0:52	-1
2 VUJOVIC F	7 CAVOR S	9 CEPIC R	22 VUJOVIC L	77 RADOVIC L	85 MIJUSKOVIC M	87 BOROZAN V	1:01	-1
2 VUJOVIC F	7 CAVOR S	9 CEPIC R	10 CORSOVIC M	11 VUJOVIC B	77 RADOVIC L	87 BOROZAN V	1:24	-1
2 VUJOVIC F	7 CAVOR S	9 CEPIC R	10 CORSOVIC M	11 VUJOVIC B	77 RADOVIC L	85 MIJUSKOVIC M	2:56	-1
2 VUJOVIC F	7 CAVOR S	9 CEPIC R	10 CORSOVIC M	77 RADOVIC L	85 MIJUSKOVIC M	87 BOROZAN V	3:33	-1
6 VUJOVIC M	7 CAVOR S	9 CEPIC R	10 CORSOVIC M	11 VUJOVIC B	12 SULJEVIC H	77 RADOVIC L	16:34	-1
6 VUJOVIC M	7 CAVOR S	9 CEPIC R	10 CORSOVIC M	11 VUJOVIC B	77 RADOVIC L	85 MIJUSKOVIC M	0:25	-2

OFFICIAL PARTNERS



EHF PARTNERS



NATIONAL SUPPLIERS



MNE - Montenegro

Score development							Time Played	G Diff.
6 VUJOVIC M	7 CAVOR S	9 CEPIC R	10 CORSOVIC M	12 SULJEVIC H	20 VUJOVIC S	77 RADOVIC L	3:08	-2

Empty Goal							Time Played	GF	GA
6 VUJOVIC M	9 CEPIC R	10 CORSOVIC M	11 VUJOVIC B	22 VUJOVIC L	77 RADOVIC L	87 BOROZAN V	1:25	0	0
2 VUJOVIC F	7 CAVOR S	9 CEPIC R	10 CORSOVIC M	11 VUJOVIC B	77 RADOVIC L	87 BOROZAN V	1:24	0	1
2 VUJOVIC F	6 VUJOVIC M	9 CEPIC R	11 VUJOVIC B	22 VUJOVIC L	77 RADOVIC L	87 BOROZAN V	1:17	0	0
2 VUJOVIC F	6 VUJOVIC M	7 CAVOR S	9 CEPIC R	10 CORSOVIC M	11 VUJOVIC B	87 BOROZAN V	0:09	1	0

Legend:
G Diff. Goals Difference

OFFICIAL PARTNERS



EHF PARTNERS



NATIONAL SUPPLIERS

