

Main Round Group II

Hamburg

Start List

Match No: 53

SLO - POR

Referees: BONAVENTURA Charlotte (FRA) / BONAVENTURA Julie (FRA) **EHF Supervisor:** NAGEL Beat (SUI)
Reserve Referees: MARÍN LORENTE Andreu (ESP) / GARCIA SERRADILLA Ignacio (ESP) **EHF Observer:** EHRMANN-WOLF Jutta (GER)
Timekeeper: HÄNKE Sven (GER)
Scorekeeper: STEINMETZ Oliver (GER)

SLO - Slovenia

No.	Name	Pos.	Height m	Int. Matches		Competition Statistics								
				MP	G	MP	G	7mG	YC	2Min	RC	S	7mS	
26	FERLIN Klemen	GK	1.92	65	2	4	1					30	3	
90	LESJAK Urban	GK	1.88	78	0	4						14	1	
6	MARGUC Gasper	RW	1.80	130	451	4	12	4		2				
11	DOLENEC Jure	RB	1.91	187	674	4	12		1	1				
17	CEHTE Nejc	RB	1.96	63	104	4	5		1	1				
19	JOVICIC SLATINSEK Stas	LW	1.88	16	44	4	4			4				
23	ZARABEC Miha	CB	1.78	97	207	4	10							
27	HORZEN Kristijan	P	1.92	36	41	4	5							
31	MAZEJ Tadej	LW	1.90	26	18									
44	BOMBAC Dean	CB	1.90	120	248	4	9	3						
51	MACKOVSEK Borut	LB	2.03	137	350	4	13		1	1				
58	SISKO Peter	LB	1.92	0	0									
77	NOVAK Domen	RW	1.81	28	64	4	1							
88	VLAH Aleks	CB	1.91	36	116	4	26	4						
92	DROBEZ Jernej	P	1.95	12	7	4								
95	SUHOLEZNIK Matic	P	2.02	55	45	4				4				
(NN)	BLAGOTINSEK Blaz	P	2.03	128	230	4	8		1	4				
(NN)	KODRIN Tilen	LW	1.92	79	136	4	8			1				
(NN)	VUJOVIC Milijan	GK	1.98	9	0									
Headcoach	ZORMAN Uros			Bench/Team					3	1				

SLO Played		
PR	FAR	32 - 29
PR	POL	32 - 25
PR	NOR	28 - 27
MR	SWE	22 - 28
MR	POR	19 JAN
MR	NED	21 JAN
MR	DEN	23 JAN

POR - Portugal

No.	Name	Pos.	Height m	Int. Matches		Competition Statistics								
				MP	G	MP	G	7mG	YC	2Min	RC	S	7mS	
16	RÉMA MARQUES Diogo	GK	1.89	10	1	4						23	4	
41	CAPDEVILLE Gustavo	GK	1.90	46	0	4						19	1	
4	PORTELA Pedro	RW	1.84	136	454	4	16	5		1				
5	DUARTE Gilberto	LB	1.97	120	313	4	7							
10	MARTINS Miguel	CB	1.93	98	227	4	9							
14	SILVA Rui	CB	1.85	129	227	3	3							
21	FERNANDES Leonel	LW	1.91	42	81	4	7			2				
24	CAVALCANTI Alexandre	LB	2.01	78	98	4	5			4				
25	AREIA António	RW	1.89	89	263	4	3	2						
26	COSTA Francisco	RB	1.89	22	80	4	17	6						
30	SILVA Fábio	P	1.91	4	7	4	7							
31	SALVADOR Salvador	LB	1.98	19	34	4	7			2				
51	OLIVEIRA Pedro	LW	1.88	13	19	4	2			3				
55	NAZARÉ Joaquim	RB	1.84	8	13	4	6			1				
79	COSTA Martim	CB	1.88	20	62	4	27							
82	FRADE Luis	P	1.93	62	107	4	8			3				
(NN)	BRANDÃO Ricardo	P	1.99	7	8									
(NN)	VIEIRA Goncalo	CB	1.90	6	13	1	1							
Headcoach	PEREIRA Paulo			Bench/Team					1					

POR Played		
PR	GRE	31 - 24
PR	CZE	30 - 27
PR	DEN	27 - 37
MR	NOR	37 - 32
MR	SLO	19 JAN
MR	SWE	21 JAN
MR	NED	23 JAN

Notes:
Players below the bold line are not playing in this match.

Legend:			
(NN)	Not nominated	2Min	2-Minute Suspensions
CB	Centre Back	G	Goals
LW	Left Wing	MP	Matches Played
Pos	Position	PR	Preliminary Round
RC	Red Cards (Direct and after 3rd 2-Minute Suspension)	RB	Right Back
YC	Yellow Cards	RW	Right Wing
		7mG	7-metre Goals
		GK	Goalkeeper
		MR	Main Round
		LB	Left Back
		P	Line Player
		7mS	7-metre Saves
		S	Saves

Results

Match No: 53

Hamburg

Attendance: 13.376

SLO 30 - 33 POR

(17 - 18) (13 - 15)

Referees: BONAVENTURA Charlotte (FRA) / BONAVENTURA Julie (FRA)

RUNNING SCORE

SLO - POR

Slovenia Coach: ZORMAN Uros YC/RC Coach: 1/0 Time outs: 3

No.	Name	Total			Goals / Shots							Punishments			TP	
		Goals	Shots	%	7m	6m	Wing	BT	FB	FTO	9m	EG	YC	RC		2M
6	MARGUC Gasper															0:00
11	DOLENEC Jure	2	4	50	0/1	0/1		1/1			1/1					21:47
17	CEHTE Nejc	5	5	100		4/4		1/1								39:21
19	JOVICIC SLATINSEK Stas	1	3	33			1/3							1		38:13
23	ZARABEC Miha	2	3	67		1/1				1/2						22:21
26	FERLIN Klemen															39:23
27	HORZEN Kristjan	4	4	100		4/4										14:12
31	MAZEJ Tadej	2	2	100			2/2							1		24:39
44	BOMBAC Dean	0	1	0				0/1								32:40
51	MACKOVSEK Borut	7	10	70	1/2	1/1		2/2		3/5						38:52
58	SISKO Peter															0:00
77	NOVAK Domen	3	6	50		0/1	1/3	2/2								56:05
88	VLAH Aleks	4	6	67	0/1	1/1		1/1		2/3						30:28
90	LESJAK Urban															19:20
92	DROBEZ Jernej															9:34
95	SUHOLEZNIK Matic													1		33:05
Team Officials													1			
Totals		30	44	68	1/4	11/13	4/8	3/4	4/4		7/11		1		3	60:00

No.	Name	Total			Saves / Shots											
		Saves	Shots	%	7m	6m	Wing	BT	FB	FTO	9m					
26	FERLIN Klemen	9	31	29	1/3	3/12	0/1	0/3	1/4		4/8					
90	LESJAK Urban	2	13	15	0/2	1/2	0/2		0/1		1/5					
Totals		11	44	25	1/5	4/14	0/3	0/3	1/5		5/13					

1st Half	
MACKOVSEK B	1 (1') 0
1 (2') 1	PORTELA P
1 (3') 2	COSTA M
2 (4') 2	JOVICIC SLATINSEK
2 (4') 3	SALVADOR S
3 (4') 3	HORZEN K
3 (5') 4	FERNANDES L
4 (6') 4	MACKOVSEK B
5 (8') 4	HORZEN K
5 (9') 5	PORTELA P
5 (12') 6	COSTA M
5 (13') 7	PORTELA P
6 (14') 7	MACKOVSEK B
6 (14') 8	SALVADOR S
6 (15') 9	COSTA M
6 (17') 10	COSTA F
7 (18') 10	NOVAK D
7 (19') 11	COSTA M
8 (20') 11	CEHTE N
8 (20') 12	FRADE L
9 (20') 12	MAZEJ T
10 (21') 12	NOVAK D
11 (22') 12	VLAH A
12 (23') 12	ZARABEC M
12 (24') 13	COSTA M
13 (25') 13	VLAH A
14 (25') 13	MACKOVSEK B
14 (25') 14	COSTA M
15 (26') 14	HORZEN K
16 (27') 14	NOVAK D
16 (27') 15	COSTA F
16 (28') 16	FERNANDES L
17 (29') 16	CEHTE N
17 (30') 17	COSTA M
17 (30') 18	AREIA A
2nd Half	
17 (31') 19	COSTA M
18 (32') 19	HORZEN K
18 (33') 20	FERNANDES L
19 (33') 20	MACKOVSEK B
20 (34') 20	VLAH A
20 (36') 21	COSTA F
21 (37') 21	VLAH A
21 (38') 22	COSTA M
22 (38') 22	DOLENEC J
22 (39') 23	AREIA A
22 (41') 24	FERNANDES L
23 (41') 24	DOLENEC J
23 (42') 25	FERNANDES L
23 (44') 26	COSTA F
23 (44') 27	COSTA M
23 (45') 28	COSTA M
24 (46') 28	ZARABEC M
25 (47') 28	CEHTE N
25 (50') 29	SILVA R
26 (51') 29	MACKOVSEK B
27 (52') 29	CEHTE N
28 (54') 29	CEHTE N
28 (54') 30	MARTINS M
28 (55') 31	SILVA R
28 (57') 32	SALVADOR S
29 (59') 32	MACKOVSEK B
30 (59') 32	MAZEJ T
30 (60') 33	FRADE L

Portugal

Coach: PEREIRA Paulo

YC/RC Coach: 1/0 Time outs: 2

No.	Name	Total			Goals / Shots							Punishments			TP	
		Goals	Shots	%	7m	6m	Wing	BT	FB	FTO	9m	EG	YC	RC		2M
4	PORTELA Pedro	3	4	75	3/4											22:38
5	DUARTE Gilberto															13:50
10	MARTINS Miguel	1	1	100						1/1						13:42
14	SILVA Rui	2	5	40		1/3				1/2						28:07
16	REMA MARQUES Diogo															28:19
21	FERNANDES Leonel	5	5	100		2/2	2/2	1/1								60:00
24	CAVALCANTI Alexandre													1		35:18
25	AREIA António	2	2	100	1/1	1/1										29:55
26	COSTA Francisco	4	9	44		1/1	1/1	2/2	0/1		0/4					45:18
30	SILVA Fábio															0:00
31	SALVADOR Salvador	3	4	75				1/1		1/2	1/1			1		38:09
41	CAPDEVILLE Gustavo															30:00
51	OLIVEIRA Pedro															0:00
55	NAZARÉ Joaquim															0:00
79	COSTA Martim	11	14	79		4/4		1/1	1/1	5/8						32:05
82	FRADE Luís	2	4	50		1/3		1/1						1		42:39
Team Officials														1		
Totals		33	48	69	4/5	10/14	3/3	3/3	4/5		8/17	1/1	2		2	60:00

No.	Name	Total			Saves / Shots											
		Saves	Shots	%	7m	6m	Wing	BT	FB	FTO	9m					
16	REMA MARQUES Diogo	8	21	38	1/2	1/4	2/3	1/4	0/1		3/7					
41	CAPDEVILLE Gustavo	5	22	23	2/2	1/9	1/4		0/3		1/4					
Totals		13	43	30	3/4	2/13	3/7	1/4	0/4		4/11					

Attacks

Team	All		Player Majority		Player Minority		Position Attacks		FB		Ind. FB		Team FB		TO	TO %
	G/Att.	%	G/Att.	%	G/Att.	%	G/Att.	%	G/Att.	%	G/Att.	%	G/Att.	%		
SLO	30/51	59	1/2	50	2/4	50	26/47	55	4/4	100			4/4	100	8	16
POR	33/50	66	4/4	100	1/1	100	28/44	64	4/5	80	1/1	100	3/4	75	5	10

Legend:

%	Efficiency	2M	2-Minute Suspensions	6m	6-metre Shots	7m	7-metre Penalty Shots
9m	9-metre Shots	BT	Breakthroughs	EG	Empty Goal	FB	Fast Breaks
FTO	Fast Throw off	G/Att.	Goals/Attacks	Ind.	Individual	No.	Uniform Number
RC	Red Cards (Direct and after 3rd 2-Minute Suspension)	TO	Turnover	TP	Time Played		
Wing	Wing Shots	YC	Yellow Cards				

FRI 19 JAN 2024
Start Time: 15:30

Main Round Group II

Hamburg

Match Team Statistics
Match No: 53

SLO 30 - 33 POR
(17 - 18) (13 - 15)

Referees: BONAVENTURA Charlotte (FRA) / BONAVENTURA Julie (FRA)

SLO - Slovenia

Coach: ZORMAN Uros

YC/RC Coach: 1/0 Time outs: 3

No.	Name	Total			All Goals / Shots								Punishments				Offence			Defence			TP	
		Goals	Shots	%	7m	7m%	6m	Wing	BT	FB	FTO	9m	EG	YC	RC	2M	2+2	AS	R7	TO/TF	ST	BS		P7
6	MARGUC Gasper																							0:00
11	DOLENEC Jure	2	4	50	0/1	0	0/1		1/1			1/1						2		1				21:47
17	CEHTE Nejc	5	5	100			4/4		1/1									2		/ 1	1			39:21
19	JOVICIC SLATINSEK Stas	1	3	33				1/3							1									38:13
23	ZARABEC Miha	2	3	67			1/1					1/2					5	1	1					22:21
26	FERLIN Klemen																							39:23
27	HORZEN Kristijan	4	4	100			4/4												1					14:12
31	MAZEJ Tadej	2	2	100				2/2							1								1	24:39
44	BOMBAC Dean	0	1	0					0/1									2	1	2 / 2				32:40
51	MACKOVSEK Borut	7	10	70	1/2	50	1/1			2/2		3/5					1				1	1		38:52
58	SISKO Peter																							0:00
77	NOVAK Domen	3	6	50			0/1	1/3		2/2								1					1	56:05
88	VLAH Aleks	4	6	67	0/1	0	1/1		1/1			2/3						1		1				30:28
90	LESJAK Urban																							19:20
92	DROBEZ Jernej																						2	9:34
95	SUHOLEZNIK Matic														1			1						33:05
Team														1										
Totals		30	44	68	1/4	25	11/13	4/8	3/4	4/4		7/11		1	3		14	4	5 / 3	1	1	5		

No.	Name	Total			All Saves / Shots										
		Saves	Shots	%	7m	7m%	6m	Wing	BT	FB	FTO	9m	9m%	NS	NS%
26	FERLIN Klemen	9	31	29	1/3	33	3/12	0/1	0/3	1/4	FTO	4/8	50	3/16	19
90	LESJAK Urban	2	13	15	0/2	0	1/2	0/2		0/1		1/5	20	1/4	25
Totals		11	44	25	1/5	20	4/14	0/3	0/3	1/5		5/13	38	4/20	20

Attacks

Team	All		Player Majority		Player Minority		Position Attacks		FB		Ind. FB		Team FB		TO	TO %
	G/Att.	%	G/Att.	%	G/Att.	%	G/Att.	%	G/Att.	%	G/Att.	%	G/Att.	%		
SLO	30/51	59	1/2	50	2/4	50	26/47	55	4/4	100			4/4	100	8	16

Team Shots

	Goals	Saves	Missed	Post	Blocked	Total	%	Prop %
6m Shots	11	2				13	85	30
Wing Shots	4	3		1		8	50	18
L R	3 1	1 2		1		5 3	60 33	11 7
9m Shots	7	4				11	64	25
L C R	2 5	1 3				3 8	67 63	7 18 0
7m Penalty Throws	1	3				4	25	9
Fast Breaks	4					4	100	9
Breakthroughs	3	1				4	75	9
Totals	30	13		1		44	68	100

Legend:									
%	Efficiency	2M	2-Minute Suspensions	2+2	2+2 Minute Suspensions	6m	6-metre Shots	7m	7-metre Penalty Shots
9m	9-metre Shots	AS	Assists	BS	Blocked Shots	BT	Breakthroughs	C	Center
EG	Empty Goal	FB	Fast Breaks	FTO	Fast Throw off	G/Att.	Goals/Attacks	Ind.	Individual
L	Left	NS	Near Shots	P7	Penalty 7-metre Fouls	Prop %	Proportion of Goals	R7	Received 7-metre Fouls
R	Right	RC	Red Cards (Direct and after 3rd 2-Minute Suspension)	ST	Steals	TO/TF	Turnover/Technical Faults		
TP	Time Played	Wing	Wing Shots	YC	Yellow Cards				

FRI 19 JAN 2024
Start Time: 15:30

Main Round Group II

Hamburg

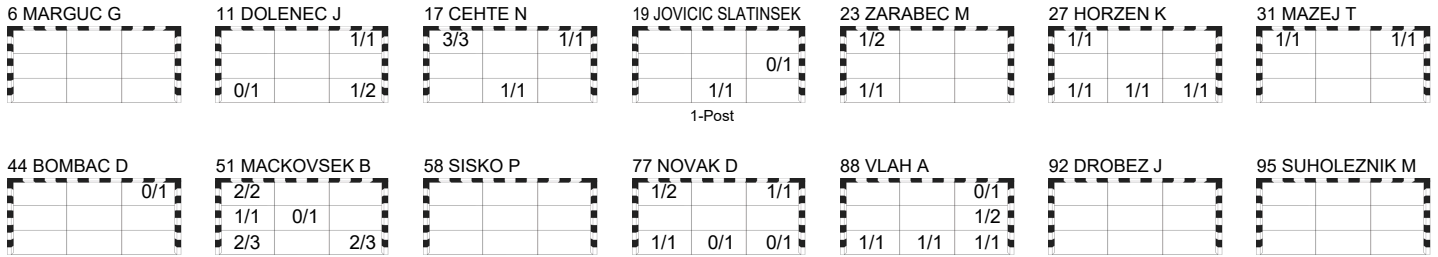
Match Team Statistics
Match No: 53

SLO 30 - 33 POR
(17 - 18) (13 - 15)

Referees: BONAVENTURA Charlotte (FRA) / BONAVENTURA Julie (FRA)

SLO - Slovenia

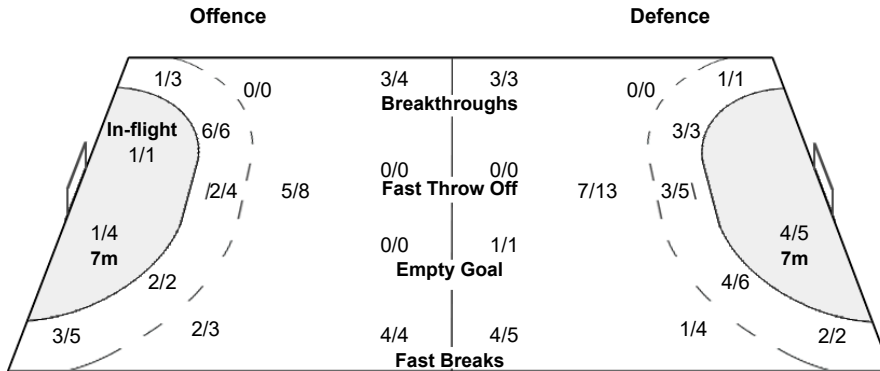
OverView of Shot Distribution



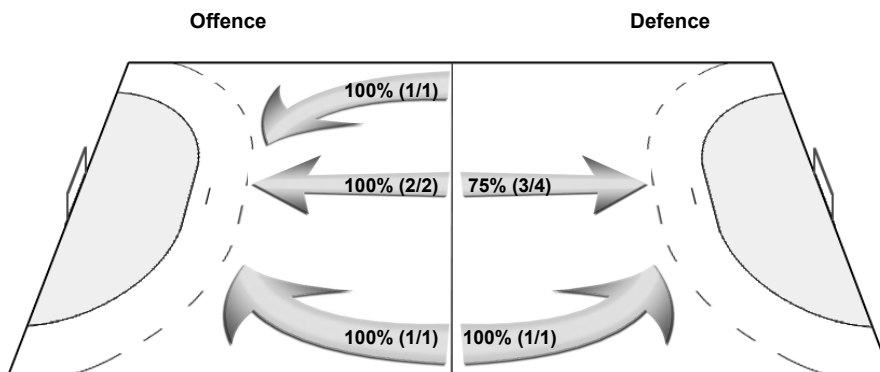
Team Goals / Shots

9/11	0/1	4/6
1/1	0/1	1/3
6/8	4/5	5/8

1-Post



Shot Distribution Fast Breaks



FRI 19 JAN 2024
Start Time: 15:30

Main Round Group II

Hamburg

Match Team Statistics
Match No: 53

SLO 30 - 33 POR
(17 - 18) (13 - 15)

Referees: BONAVENTURA Charlotte (FRA) / BONAVENTURA Julie (FRA)

POR - Portugal

Coach: PEREIRA Paulo

YC/RC Coach: 1/0 Time outs: 2

No.	Name	Total			All Goals / Shots								Punishments				Offence			Defence			TP		
		Goals	Shots	%	7m	7m%	6m	Wing	BT	FB	FTO	9m	EG	YC	RC	2M	2+2	AS	R7	TO/TF	ST	BS		P7	
4	PORTELA Pedro	3	4	75	3/4	75												1	1					22:38	
5	DUARTE Gilberto																	1						13:50	
10	MARTINS Miguel	1	1	100							1/1								/ 1					13:42	
14	SILVA Rui	2	5	40			1/3				1/2							3	1	1				28:07	
16	REMA MARQUES Diogo																							28:19	
21	FERNANDES Leonel	5	5	100			2/2	2/2		1/1								1			1	2		60:00	
24	CAVALCANTI Alexandre														1		1					1		35:18	
25	AREIA António	2	2	100	1/1	100	1/1																	29:55	
26	COSTA Francisco	4	9	44			1/1	1/1	2/2	0/1		0/4												45:18	
30	SILVA Fábio																							0:00	
31	SALVADOR Salvador	3	4	75						1/1		1/2	1/1		1		1				1	1		38:09	
41	CAPDEVILLE Gustavo																							30:00	
51	OLIVEIRA Pedro																							0:00	
55	NAZARÉ Joaquim																							0:00	
79	COSTA Martim	11	14	79			4/4		1/1	1/1		5/8						4	2	2				32:05	
82	FRADE Luís	2	4	50			1/3			1/1				1				1	1	1				42:39	
Team														1											
Totals		33	48	69	4/5	80	10/14	3/3	3/3	4/5		8/17	1/1	2		2		12	5	4 / 1	2		4		

No.	Name	Total			All Saves / Shots										
		Saves	Shots	%	7m	7m%	6m	Wing	BT	FB	FTO	9m	9m%	NS	NS%
16	REMA MARQUES Diogo	8	21	38	1/2	50	1/4	2/3	1/4	0/1		3/7	43	4/11	36
41	CAPDEVILLE Gustavo	5	22	23	2/2	100	1/9	1/4		0/3		1/4	25	2/13	15
Totals		13	43	30	3/4	75	2/13	3/7	1/4	0/4		4/11	36	6/24	25

Attacks

Team	All		Player Majority		Player Minority		Position Attacks		FB		Ind. FB		Team FB		TO	TO %
	G/Att.	%	G/Att.	%	G/Att.	%	G/Att.	%	G/Att.	%	G/Att.	%	G/Att.	%		
POR	33/50	66	4/4	100	1/1	100	28/44	64	4/5	80	1/1	100	3/4	75	5	10

Team Shots

	Goals	Saves	Missed	Post	Blocked	Total	%	Prop %
6m Shots	10	4				14	71	29
Wing Shots	3					3	100	6
L R	2 1					2 1	100 100	4 2
9m Shots	8	5	2	1	1	17	47	35
L C R	1 7	1 4	1 1	1	1	4 13	25 54	8 27 0
7m Penalty Throws	4	1				5	80	10
Fast Breaks	4	1				5	80	10
Breakthroughs	3					3	100	6
Totals	33	11	2	1	1	48	69	100

Legend:			
%	Efficiency	2M	2-Minute Suspensions
9m	9-metre Shots	AS	Assists
EG	Empty Goal	FB	Fast Breaks
L	Left	NS	Near Shots
R	Right	RC	Red Cards (Direct and after 3rd 2-Minute Suspension)
TP	Time Played	Wing	Wing Shots
2+2	2+2 Minute Suspensions	BT	Blocked Shots
6m	6-metre Shots	FTO	Fast Throw off
7m	7-metre Penalty Shots	P7	Penalty 7-metre Fouls
AS	Assists	YC	Yellow Cards
BS	Blocked Shots		
BT	Breakthroughs		
G/Att.	Goals/Attacks		
Prop %	Proportion of Goals		
C	Center		
Ind.	Individual		
R7	Received 7-metre Fouls		
TO/TF	Turnover/Technical Faults		

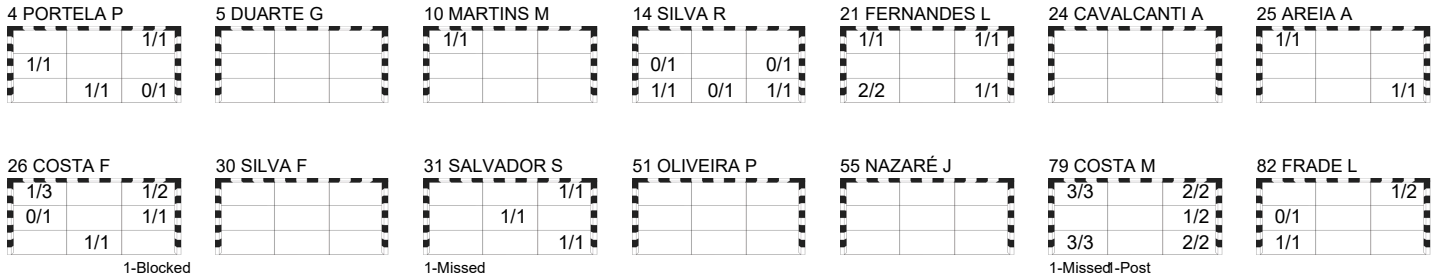
Match Team Statistics
Match No: 53

SLO 30 - 33 POR
(17 - 18) (13 - 15)

Referees: BONAVENTURA Charlotte (FRA) / BONAVENTURA Julie (FRA)

POR - Portugal

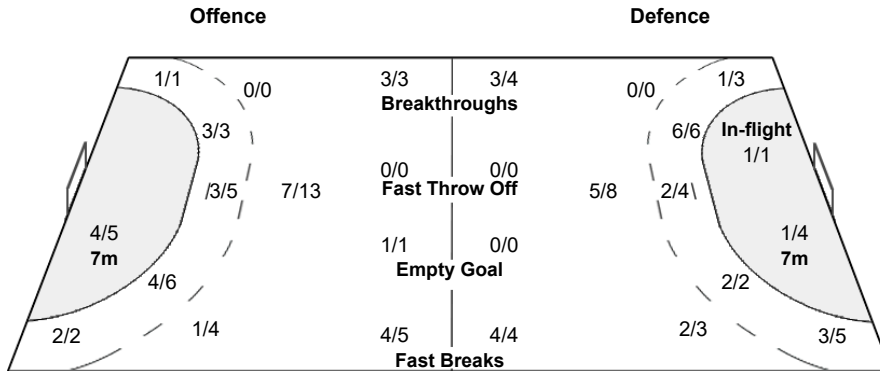
OverView of Shot Distribution



Team Goals / Shots

7/9	7/9
1/4	2/4
7/7	6/7

2-Missed 1-Post 1-Blocked



Goalkeepers Saves / Shots

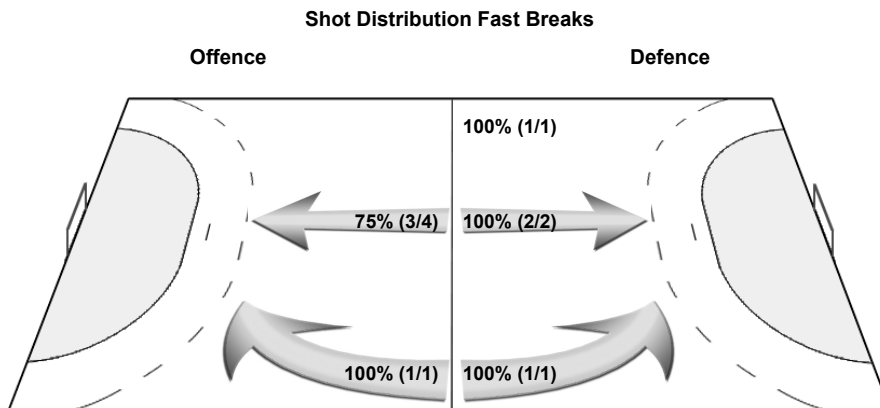
2/11	2/6
0/1	2/3
2/8	3/8

16 REMA MARQUES D

2/6	1/2
1/1	2/2
1/3	0/4

41 CAPDEVILLE G

0/5	1/4
0/1	0/1
1/5	3/4



Play by Play

Match No: 53

SLO 30 - 33 POR

(17 - 18) (13 - 15)

Referees: BONAVENTURA Charlotte (FRA) / BONAVENTURA Julie (FRA)

SLO	6 MARGUC Gasper	11 DOLENEC Jure	17 CEHTE Nejc	A ZORMAN Uros
	19 JOVICIC SLATINSEK Stas	23 ZARABEC Miha	26 FERLIN Klemen	B ZVIZEJ Luka
	27 HORZEN Kristjan	31 MAZEJ Tadej	44 BOMBAC Dean	C SKOF Gorazd
	51 MACKOVSEK Borut	58 SISKO Peter	77 NOVAK Domen	D SLOBODNIK Rudi
	88 VLAH Aleks	90 LESJAK Urban	92 DROBEZ Jernej	
	95 SUHOLEZNIK Matic			
POR	4 PORTELA Pedro	5 DUARTE Gilberto	10 MARTINS Miguel	A FIDALGO Paulo
	14 SILVA Rui	16 REMA MARQUES Diogo	21 FERNANDES Leonel	B PEREIRA Paulo
	24 CAVALCANTI Alexandre	25 AREIA António	26 COSTA Francisco	C FERREIRA Telmo
	30 SILVA Fábio	31 SALVADOR Salvador	41 CAPDEVILLE Gustavo	D CATARINO Paulo
	51 OLIVEIRA Pedro	55 NAZARÉ Joaquim	79 COSTA Martim	
	82 FRADE Luís			

1st HALF

Match Time	SLO - Slovenia	Score	Lead	POR - Portugal
0:00	90 LESJAK U Goalkeeper			41 CAPDEVILLE G Goalkeeper
0:37	51 MACKOVSEK B Goal left 9m top left	1 - 0	+1	
1:18	92 DROBEZ J 7m caused			79 COSTA M 7m received
1:35		1 - 1	0	4 PORTELA P Goal Penalty shot middle left (79 COSTA M), 114.77 km/h
2:26				82 FRADE L Warning (yellow card)
2:44	77 NOVAK D Shot right wing saved bottom right			
2:58		1 - 2	-1	79 COSTA M Goal centre 9m top left, 110.31 km/h
3:07	19 JOVICIC SLATINSEK Goal left wing bottom centre, 102.92 km/h	2 - 2	0	
3:13		2 - 3	-1	31 SALVADOR S Goal centre 9m top right, 119.06 km/h
3:56	27 HORZEN K Goal right 6m top left (11 DOLENEC J)	3 - 3	0	
4:56		3 - 4	-1	21 FERNANDES L Goal left wing top right (79 COSTA M), 107.06 km/h
5:08	51 MACKOVSEK B Goal flying throw top left (11 DOLENEC J), 65.46 km/h	4 - 4	0	
6:16				82 FRADE L Shot centre 6m saved middle left
7:32	27 HORZEN K Goal centre 6m bottom left (44 BOMBAC D), 110.13 km/h	5 - 4	+1	
8:01	92 DROBEZ J 7m caused			82 FRADE L 7m received
8:16		5 - 5	0	4 PORTELA P Goal Penalty shot top right (82 FRADE L), 113.64 km/h
9:26	44 BOMBAC D Turnover			
10:24				14 SILVA R Turnover
10:35	27 HORZEN K 7m received			31 SALVADOR S 7m caused
10:48	11 DOLENEC J Penalty shot saved bottom left			
11:36		5 - 6	-1	79 COSTA M Goal right 6m bottom left
11:48	11 DOLENEC J Shot centre 6m saved bottom right			
11:56	19 JOVICIC SLATINSEK 2-minutes suspension			
12:33	51 MACKOVSEK B 7m caused			14 SILVA R 7m received
12:35	26 FERLIN K for 90 LESJAK U Goalkeeper Substitution			
12:35		5 - 7	-2	4 PORTELA P Goal Penalty shot bottom centre (14 SILVA R), 104.53 km/h
12:51	90 LESJAK U for 26 FERLIN K Goalkeeper Substitution			
13:09	51 MACKOVSEK B Goal centre 9m middle left, 107.15 km/h	6 - 7	-1	
13:15		6 - 8	-2	31 SALVADOR S Goal empty goal middle centre, 113.62 km/h
13:44	51 MACKOVSEK B Shot centre 9m saved bottom right			
14:28				Team timeout
14:39		6 - 9	-3	79 COSTA M Goal centre 9m bottom right, 116.12 km/h
15:11	44 BOMBAC D 7m received			24 CAVALCANTI A 7m caused
15:12	88 VLAH A Penalty shot saved top right			
16:04				14 SILVA R Shot centre 9m saved middle left
16:18	44 BOMBAC D Turnover			
16:50		6 - 10	-4	26 COSTA F Goal right wing top right, 105.48 km/h
17:50	77 NOVAK D Goal right wing top right (23 ZARABEC M), 73.49 km/h	7 - 10	-3	
18:30		7 - 11	-4	79 COSTA M Goal centre 9m bottom left, 116.90 km/h
19:11	17 CEHTE N Goal right 6m top left (23 ZARABEC M)	8 - 11	-3	
19:20		8 - 12	-4	82 FRADE L Goal fast break top right, 92.28 km/h
19:36	26 FERLIN K for 90 LESJAK U Goalkeeper Substitution			
19:49	31 MAZEJ T Goal left wing top right (23 ZARABEC M), 98.09 km/h	9 - 12	-3	
20:21	17 CEHTE N Steal			79 COSTA M Turnover
20:26	77 NOVAK D Goal fast break bottom left (17 CEHTE N), 88.60 km/h	10 - 12	-2	
20:37	31 MAZEJ T 7m caused			4 PORTELA P 7m received
20:52				4 PORTELA P Penalty shot saved bottom right
21:27	88 VLAH A Goal left 6m bottom left	11 - 12	-1	
21:37				31 SALVADOR S Shot centre 9m missed
22:14	23 ZARABEC M Goal centre 6m bottom left (77 NOVAK D), 111.50 km/h	12 - 12	0	
23:18		12 - 13	-1	79 COSTA M Goal centre 9m top left, 115.65 km/h
24:01	88 VLAH A Goal centre 9m middle right, 110.06 km/h	13 - 13	0	

FRI 19 JAN 2024
Start Time: 15:30

Main Round Group II

Hamburg

Play by Play

Match No: 53

SLO 30 - 33 POR

(17 - 18) (13 - 15)

1st HALF

Match Time	SLO - Slovenia	Score	Lead	POR - Portugal
24:08				26 COSTA F Shot fast break saved middle left
24:17	51 MACKOVSEK B Goal fast break bottom right, 95.06 km/h	14 - 13	+1	
24:44		14 - 14	0	79 COSTA M Goal breakthrough bottom right, 109.42 km/h
25:59	27 HORZEN K Goal left 6m bottom centre (23 ZARABEC M)	15 - 14	+1	
26:27				79 COSTA M Turnover
26:32	77 NOVAK D Goal fast break top left (17 CEHTE N), 101.31 km/h	16 - 14	+2	
26:43		16 - 15	+1	26 COSTA F Goal breakthrough bottom centre, 93.71 km/h
27:03	Team timeout			
27:20	88 VLAH A Turnover			31 SALVADOR S Steal
27:28		16 - 16	0	21 FERNANDES L Goal left 6m top left (24 CAVALCANTI A)
28:04	17 CEHTE N Goal right 6m top right (88 VLAH A)	17 - 16	+1	
29:14		17 - 17	0	79 COSTA M Goal left 6m top left
29:54	23 ZARABEC M Turnover			
29:59		17 - 18	-1	25 AREIA A Goal right 6m bottom right (31 SALVADOR S)

2nd HALF

Match Time	SLO - Slovenia	Score	Lead	POR - Portugal
30:00	26 FERLIN K Goalkeeper			16 REMA MARQUES D Goalkeeper
30:39		17 - 19	-2	79 COSTA M Goal centre 9m top right, 113.35 km/h
31:29	27 HORZEN K Goal right 6m bottom right (44 BOMBAC D)	18 - 19	-1	
32:11				14 SILVA R Shot left 6m saved middle right
32:41		18 - 20	-2	21 FERNANDES L Goal centre 6m bottom left (14 SILVA R), 94.23 km/h
32:55	51 MACKOVSEK B Goal left 9m bottom left, 102.11 km/h	19 - 20	-1	
33:22				26 COSTA F Shot centre 9m saved top left
33:57	88 VLAH A Goal breakthrough bottom right, 90.47 km/h	20 - 20	0	
34:36				82 FRADE L Turnover
35:19	77 NOVAK D Shot centre 6m saved top left			
35:45		20 - 21	-1	26 COSTA F Goal breakthrough top left, 111.64 km/h
36:37	88 VLAH A Goal centre 9m bottom centre, 104.68 km/h	21 - 21	0	
36:45				82 FRADE L Shot left 6m saved top right
37:13		21 - 22	-1	79 COSTA M Goal left 6m bottom left
37:52	11 DOLENEC J Goal breakthrough bottom right, 77.20 km/h	22 - 22	0	
38:01	77 NOVAK D 7m caused			79 COSTA M 7m received
38:01		22 - 23	-1	25 AREIA A Goal Penalty shot top left (79 COSTA M), 103.15 km/h
38:38	19 JOVICIC SLATINSEK Shot left wing post			
39:45				79 COSTA M Shot left 9m missed
39:55	44 BOMBAC D Technical Fault			
40:01		22 - 24	-2	21 FERNANDES L Goal fast break bottom right (5 DUARTE G), 103.16 km/h
40:32	11 DOLENEC J Goal centre 9m top right, 102.73 km/h	23 - 24	-1	
40:33				31 SALVADOR S 2-minutes suspension
40:52				26 COSTA F for 16 REMA MARQUES D Empty goal
41:25		23 - 25	-2	21 FERNANDES L Goal left wing bottom left (79 COSTA M), 94.87 km/h
41:48				16 REMA MARQUES D for 14 SILVA R Goalkeeper back
42:12	44 BOMBAC D Shot breakthrough saved top right			
42:28				25 AREIA A for 16 REMA MARQUES D Empty goal
42:37				16 REMA MARQUES D for 31 SALVADOR S Goalkeeper back
43:14		23 - 26	-3	26 COSTA F Goal right 6m middle right
43:50	44 BOMBAC D Technical Fault			
43:58		23 - 27	-4	79 COSTA M Goal centre 6m top right, 114.03 km/h
44:00	Team timeout			
44:35	11 DOLENEC J Turnover			21 FERNANDES L Steal
44:41		23 - 28	-5	79 COSTA M Goal fast break middle right (21 FERNANDES L), 119.33 km/h
45:08	23 ZARABEC M Goal centre 9m top left, 107.12 km/h	24 - 28	-4	
45:48				79 COSTA M Shot left 9m saved middle right
46:42				24 CAVALCANTI A 2-minutes suspension
46:59	17 CEHTE N Goal right 6m bottom centre	25 - 28	-3	
47:07				82 FRADE L for 16 REMA MARQUES D Empty goal
47:25	31 MAZEJ T 2-minutes suspension			
47:43				16 REMA MARQUES D for 82 FRADE L Goalkeeper back
48:11				14 SILVA R Shot centre 6m saved bottom centre
48:53	88 VLAH A Shot left 9m saved middle right			
49:16		25 - 29	-4	14 SILVA R Goal left 6m bottom right
50:31	A ZORMAN U Warning (yellow card) bench punishment			
50:31	23 ZARABEC M 7m received			21 FERNANDES L 7m caused
50:34	51 MACKOVSEK B Goal Penalty shot bottom left (23 ZARABEC M), 90.31 km/h	26 - 29	-3	
51:14				79 COSTA M Shot left 9m post

Play by Play
Match No: 53

Hamburg

SLO 30 - 33 POR
(17 - 18) (13 - 15)

2nd HALF

Match Time	SLO - Slovenia	Score	Lead	POR - Portugal
51:22	17 CEHTE N Goal breakthrough top left, 106.99 km/h	27 - 29	-2	
51:54	95 SUHOLEZNIK M 2-minutes suspension			
52:10	51 MACKOVSEK B Block			26 COSTA F Shot centre 9m blocked
52:27	27 HORZEN K for 26 FERLIN K Empty goal			
53:05	17 CEHTE N Goal right 6m top left	28 - 29	-1	
53:27	26 FERLIN K for 77 NOVAK D Goalkeeper back			
53:32		28 - 30	-2	10 MARTINS M Goal centre 9m top left, 115.25 km/h
53:51	23 ZARABEC M for 26 FERLIN K Empty goal			
54:08	26 FERLIN K for 95 SUHOLEZNIK M Goalkeeper back			
54:19	17 CEHTE N Technical Fault			
54:53		28 - 31	-3	14 SILVA R Goal left 9m bottom left, 104.17 km/h
55:10	51 MACKOVSEK B Shot centre 9m saved bottom left			
55:55				26 COSTA F Shot centre 9m saved top right
56:13	19 JOVICIC SLATINSEK Shot left wing saved middle right			
56:29	77 NOVAK D Shot right wing saved bottom centre			
56:35		28 - 32	-4	31 SALVADOR S Goal individual fast break bottom right, 111.33 km/h
56:46	Team timeout			
57:00	95 SUHOLEZNIK M 7m received			21 FERNANDES L 7m caused
57:00				B PEREIRA P Warning (yellow card) bench punishment
57:00	51 MACKOVSEK B Penalty shot saved middle centre			
57:55				10 MARTINS M Technical Fault
58:00	51 MACKOVSEK B Goal fast break bottom right, 44.23 km/h	29 - 32	-3	
58:15				Team timeout
58:30				26 COSTA F Shot centre 9m saved top left
58:51	31 MAZEJ T Goal left wing top left (51 MACKOVSEK B), 96.33 km/h	30 - 32	-2	
59:44		30 - 33	-3	82 FRADE L Goal centre 6m bottom left (14 SILVA R), 103.59 km/h
59:54	23 ZARABEC M Shot centre 9m saved top left			

Empty Goal Analysis
Match No: 53

Hamburg

SLO 30 - 33 POR
(17 - 18) (13 - 15)

Referees: BONAVENTURA Charlotte (FRA) / BONAVENTURA Julie (FRA)

ATTACKS DURING OWN EMPTY GOAL SITUATION

Players on Court	Attacks		Goals		Saves		Missed		Blocked		Post		Turnovers		Scoring Efficiency		Goals Against	
	SLO	POR	SLO	POR	SLO	POR	SLO	POR	SLO	POR	SLO	POR	SLO	POR	SLO	POR	SLO	POR
7 Against 6	1												1		0			
6 Against 6	1	1	1	1											100	100	1	
Others																		
Total:	2	1	1	1									1		50	100	1	

GOALS/ATTACKS DURING OWN EMPTY GOAL SITUATION - ANALYSIS OF OCCURRENCE (in 5 min intervals)

Players on Court	1st Half												
	0-5		5-10		10-15		15-20		20-25		25-30		
	SLO	POR	SLO	POR	SLO	POR	SLO	POR	SLO	POR	SLO	POR	
7 Against 6													
6 Against 6													
Others													
Total:													

Players on Court	2nd Half											
	30-35		35-40		40-45		45-50		50-55		55-60	
	SLO	POR	SLO	POR	SLO	POR	SLO	POR	SLO	POR	SLO	POR
7 Against 6												0/1
6 Against 6						1/1						1/1
Others												
Total:						1/1						1/2

GOALS/ATTACKS DURING OWN EMPTY GOAL SITUATION - ANALYSIS BY DURATION

Team	<15 sec.	15-30 sec.	30-45 sec.	45-60 sec.	>60 sec.
SLO		0/1	1/1		
POR			1/1		

SUBSTITUTION SUMMARY

Players	SLO	POR
Goalkeeper <-> Goalkeeper	3	0
Court Player <-> Goalkeeper	4	6
Court Player <-> Court Player	97	153
Total:	104	159

Line-Up Analysis

Match No: 53

SLO 30 - 33 POR

SLO - Slovenia

Lineup efficiency								Time Played	GF	GA
11 DOLENEC J	19 JOVICIC SLATINSEK	27 HORZEN K	44 BOMBAC D	51 MACKOVSEK B	77 NOVAK D	90 LESJAK U	4:55	3	0	
17 CEHTE N	23 ZARABEC M	26 FERLIN K	31 MAZEJ T	51 MACKOVSEK B	77 NOVAK D	95 SUHOLEZNIK M	4:45	2	2	
17 CEHTE N	23 ZARABEC M	26 FERLIN K	31 MAZEJ T	77 NOVAK D	88 VLAH A	95 SUHOLEZNIK M	4:03	3	2	
17 CEHTE N	26 FERLIN K	31 MAZEJ T	51 MACKOVSEK B	77 NOVAK D	88 VLAH A	95 SUHOLEZNIK M	3:07	3	1	
11 DOLENEC J	19 JOVICIC SLATINSEK	44 BOMBAC D	51 MACKOVSEK B	77 NOVAK D	90 LESJAK U	92 DROBEZ J	3:02	1	4	
11 DOLENEC J	19 JOVICIC SLATINSEK	26 FERLIN K	27 HORZEN K	44 BOMBAC D	77 NOVAK D	88 VLAH A	2:56	3	0	
17 CEHTE N	23 ZARABEC M	26 FERLIN K	27 HORZEN K	31 MAZEJ T	77 NOVAK D	88 VLAH A	2:33	4	0	
17 CEHTE N	19 JOVICIC SLATINSEK	44 BOMBAC D	51 MACKOVSEK B	77 NOVAK D	90 LESJAK U	95 SUHOLEZNIK M	2:26	0	2	
11 DOLENEC J	19 JOVICIC SLATINSEK	26 FERLIN K	44 BOMBAC D	77 NOVAK D	88 VLAH A	95 SUHOLEZNIK M	2:11	1	2	
17 CEHTE N	19 JOVICIC SLATINSEK	44 BOMBAC D	51 MACKOVSEK B	77 NOVAK D	90 LESJAK U	92 DROBEZ J	2:04	1	1	
11 DOLENEC J	19 JOVICIC SLATINSEK	44 BOMBAC D	51 MACKOVSEK B	77 NOVAK D	90 LESJAK U	95 SUHOLEZNIK M	1:54	1	1	
11 DOLENEC J	19 JOVICIC SLATINSEK	26 FERLIN K	44 BOMBAC D	51 MACKOVSEK B	77 NOVAK D	92 DROBEZ J	1:50	1	1	
17 CEHTE N	19 JOVICIC SLATINSEK	23 ZARABEC M	26 FERLIN K	51 MACKOVSEK B	77 NOVAK D	95 SUHOLEZNIK M	1:49	2	0	
17 CEHTE N	19 JOVICIC SLATINSEK	23 ZARABEC M	26 FERLIN K	31 MAZEJ T	77 NOVAK D	88 VLAH A	1:41	0	1	
17 CEHTE N	31 MAZEJ T	51 MACKOVSEK B	77 NOVAK D	88 VLAH A	90 LESJAK U	95 SUHOLEZNIK M	1:28	0	1	
17 CEHTE N	23 ZARABEC M	31 MAZEJ T	77 NOVAK D	88 VLAH A	90 LESJAK U	95 SUHOLEZNIK M	1:23	2	1	
17 CEHTE N	19 JOVICIC SLATINSEK	26 FERLIN K	44 BOMBAC D	51 MACKOVSEK B	88 VLAH A	95 SUHOLEZNIK M	1:18	0	1	
17 CEHTE N	31 MAZEJ T	44 BOMBAC D	51 MACKOVSEK B	77 NOVAK D	90 LESJAK U	95 SUHOLEZNIK M	1:15	0	1	
17 CEHTE N	23 ZARABEC M	26 FERLIN K	31 MAZEJ T	51 MACKOVSEK B	77 NOVAK D	88 VLAH A	1:11	1	1	
17 CEHTE N	19 JOVICIC SLATINSEK	26 FERLIN K	44 BOMBAC D	51 MACKOVSEK B	77 NOVAK D	95 SUHOLEZNIK M	1:10	0	2	
17 CEHTE N	19 JOVICIC SLATINSEK	23 ZARABEC M	27 HORZEN K	77 NOVAK D	88 VLAH A	95 SUHOLEZNIK M	1:00	1	0	
11 DOLENEC J	19 JOVICIC SLATINSEK	23 ZARABEC M	26 FERLIN K	31 MAZEJ T	77 NOVAK D	95 SUHOLEZNIK M	0:54	0	1	
11 DOLENEC J	19 JOVICIC SLATINSEK	26 FERLIN K	44 BOMBAC D	51 MACKOVSEK B	77 NOVAK D	88 VLAH A	0:51	0	2	
11 DOLENEC J	17 CEHTE N	19 JOVICIC SLATINSEK	26 FERLIN K	44 BOMBAC D	77 NOVAK D	88 VLAH A	0:46	1	0	
11 DOLENEC J	19 JOVICIC SLATINSEK	26 FERLIN K	44 BOMBAC D	51 MACKOVSEK B	77 NOVAK D	95 SUHOLEZNIK M	0:45	0	1	
17 CEHTE N	19 JOVICIC SLATINSEK	26 FERLIN K	44 BOMBAC D	51 MACKOVSEK B	77 NOVAK D	92 DROBEZ J	0:42	0	1	
17 CEHTE N	19 JOVICIC SLATINSEK	26 FERLIN K	51 MACKOVSEK B	77 NOVAK D	88 VLAH A	92 DROBEZ J	0:41	0	1	
17 CEHTE N	19 JOVICIC SLATINSEK	23 ZARABEC M	26 FERLIN K	77 NOVAK D	88 VLAH A	95 SUHOLEZNIK M	0:40	0	0	
17 CEHTE N	19 JOVICIC SLATINSEK	23 ZARABEC M	26 FERLIN K	27 HORZEN K	44 BOMBAC D	88 VLAH A	0:36	0	0	
11 DOLENEC J	19 JOVICIC SLATINSEK	26 FERLIN K	51 MACKOVSEK B	77 NOVAK D	88 VLAH A	92 DROBEZ J	0:35	0	0	
17 CEHTE N	19 JOVICIC SLATINSEK	26 FERLIN K	44 BOMBAC D	51 MACKOVSEK B	77 NOVAK D	88 VLAH A	0:35	0	0	
17 CEHTE N	19 JOVICIC SLATINSEK	26 FERLIN K	31 MAZEJ T	51 MACKOVSEK B	77 NOVAK D	88 VLAH A	0:34	0	0	
17 CEHTE N	31 MAZEJ T	44 BOMBAC D	77 NOVAK D	88 VLAH A	90 LESJAK U	95 SUHOLEZNIK M	0:31	0	0	
17 CEHTE N	19 JOVICIC SLATINSEK	26 FERLIN K	51 MACKOVSEK B	77 NOVAK D	92 DROBEZ J	95 SUHOLEZNIK M	0:31	0	0	
17 CEHTE N	23 ZARABEC M	26 FERLIN K	27 HORZEN K	31 MAZEJ T	44 BOMBAC D	88 VLAH A	0:29	0	1	
17 CEHTE N	23 ZARABEC M	26 FERLIN K	27 HORZEN K	31 MAZEJ T	51 MACKOVSEK B	77 NOVAK D	0:25	0	1	
17 CEHTE N	19 JOVICIC SLATINSEK	26 FERLIN K	27 HORZEN K	44 BOMBAC D	88 VLAH A	95 SUHOLEZNIK M	0:24	0	1	
11 DOLENEC J	17 CEHTE N	19 JOVICIC SLATINSEK	44 BOMBAC D	51 MACKOVSEK B	90 LESJAK U	95 SUHOLEZNIK M	0:22	0	0	
11 DOLENEC J	19 JOVICIC SLATINSEK	26 FERLIN K	27 HORZEN K	44 BOMBAC D	51 MACKOVSEK B	77 NOVAK D	0:20	0	0	
11 DOLENEC J	26 FERLIN K	27 HORZEN K	44 BOMBAC D	51 MACKOVSEK B	77 NOVAK D	95 SUHOLEZNIK M	0:17	0	0	
17 CEHTE N	19 JOVICIC SLATINSEK	23 ZARABEC M	27 HORZEN K	44 BOMBAC D	88 VLAH A	95 SUHOLEZNIK M	0:17	0	0	
17 CEHTE N	19 JOVICIC SLATINSEK	23 ZARABEC M	26 FERLIN K	44 BOMBAC D	88 VLAH A	95 SUHOLEZNIK M	0:15	0	0	
17 CEHTE N	23 ZARABEC M	26 FERLIN K	31 MAZEJ T	44 BOMBAC D	88 VLAH A	95 SUHOLEZNIK M	0:14	0	0	
11 DOLENEC J	19 JOVICIC SLATINSEK	26 FERLIN K	44 BOMBAC D	77 NOVAK D	88 VLAH A	92 DROBEZ J	0:09	0	0	
17 CEHTE N	23 ZARABEC M	26 FERLIN K	31 MAZEJ T	44 BOMBAC D	77 NOVAK D	95 SUHOLEZNIK M	0:06	0	0	

Score development								Time Played	G Diff.
17 CEHTE N	23 ZARABEC M	26 FERLIN K	27 HORZEN K	31 MAZEJ T	77 NOVAK D	88 VLAH A	2:33	+4	
11 DOLENEC J	19 JOVICIC SLATINSEK	26 FERLIN K	27 HORZEN K	44 BOMBAC D	77 NOVAK D	88 VLAH A	2:56	+3	
11 DOLENEC J	19 JOVICIC SLATINSEK	27 HORZEN K	44 BOMBAC D	51 MACKOVSEK B	77 NOVAK D	90 LESJAK U	4:55	+3	
17 CEHTE N	19 JOVICIC SLATINSEK	23 ZARABEC M	26 FERLIN K	51 MACKOVSEK B	77 NOVAK D	95 SUHOLEZNIK M	1:49	+2	
17 CEHTE N	26 FERLIN K	31 MAZEJ T	51 MACKOVSEK B	77 NOVAK D	88 VLAH A	95 SUHOLEZNIK M	3:07	+2	
11 DOLENEC J	17 CEHTE N	19 JOVICIC SLATINSEK	26 FERLIN K	44 BOMBAC D	77 NOVAK D	88 VLAH A	0:46	+1	
17 CEHTE N	19 JOVICIC SLATINSEK	23 ZARABEC M	27 HORZEN K	77 NOVAK D	88 VLAH A	95 SUHOLEZNIK M	1:00	+1	
17 CEHTE N	23 ZARABEC M	31 MAZEJ T	77 NOVAK D	88 VLAH A	90 LESJAK U	95 SUHOLEZNIK M	1:23	+1	
17 CEHTE N	23 ZARABEC M	26 FERLIN K	31 MAZEJ T	77 NOVAK D	88 VLAH A	95 SUHOLEZNIK M	4:03	+1	
17 CEHTE N	23 ZARABEC M	26 FERLIN K	31 MAZEJ T	44 BOMBAC D	77 NOVAK D	95 SUHOLEZNIK M	0:06	0	
11 DOLENEC J	19 JOVICIC SLATINSEK	26 FERLIN K	44 BOMBAC D	77 NOVAK D	88 VLAH A	92 DROBEZ J	0:09	0	
17 CEHTE N	23 ZARABEC M	26 FERLIN K	31 MAZEJ T	44 BOMBAC D	88 VLAH A	95 SUHOLEZNIK M	0:14	0	
17 CEHTE N	19 JOVICIC SLATINSEK	23 ZARABEC M	26 FERLIN K	44 BOMBAC D	88 VLAH A	95 SUHOLEZNIK M	0:15	0	
11 DOLENEC J	26 FERLIN K	27 HORZEN K	44 BOMBAC D	51 MACKOVSEK B	77 NOVAK D	95 SUHOLEZNIK M	0:17	0	
17 CEHTE N	19 JOVICIC SLATINSEK	23 ZARABEC M	27 HORZEN K	44 BOMBAC D	88 VLAH A	95 SUHOLEZNIK M	0:17	0	
11 DOLENEC J	19 JOVICIC SLATINSEK	26 FERLIN K	27 HORZEN K	44 BOMBAC D	51 MACKOVSEK B	77 NOVAK D	0:20	0	
11 DOLENEC J	17 CEHTE N	19 JOVICIC SLATINSEK	44 BOMBAC D	51 MACKOVSEK B	90 LESJAK U	95 SUHOLEZNIK M	0:22	0	
17 CEHTE N	31 MAZEJ T	44 BOMBAC D	77 NOVAK D	88 VLAH A	90 LESJAK U	95 SUHOLEZNIK M	0:31	0	
17 CEHTE N	19 JOVICIC SLATINSEK	26 FERLIN K	51 MACKOVSEK B	77 NOVAK D	92 DROBEZ J	95 SUHOLEZNIK M	0:31	0	
17 CEHTE N	19 JOVICIC SLATINSEK	26 FERLIN K	31 MAZEJ T	51 MACKOVSEK B	77 NOVAK D	88 VLAH A	0:34	0	
11 DOLENEC J	19 JOVICIC SLATINSEK	26 FERLIN K	51 MACKOVSEK B	77 NOVAK D	88 VLAH A	92 DROBEZ J	0:35	0	
17 CEHTE N	19 JOVICIC SLATINSEK	26 FERLIN K	44 BOMBAC D	51 MACKOVSEK B	77 NOVAK D	88 VLAH A	0:35	0	

SLO 30 - 33 POR

SLO - Slovenia

Score development								Time Played	G Diff.
17 CEHTE N	19 JOVICIC SLATINSEK	23 ZARABEC M	26 FERLIN K	27 HORZEN K	44 BOMBAC D	88 VLAH A	0:36	0	
17 CEHTE N	19 JOVICIC SLATINSEK	23 ZARABEC M	26 FERLIN K	77 NOVAK D	88 VLAH A	95 SUHOLEZNIK M	0:40	0	
17 CEHTE N	23 ZARABEC M	26 FERLIN K	31 MAZEJ T	51 MACKOVSEK B	77 NOVAK D	88 VLAH A	1:11	0	
11 DOLENEC J	19 JOVICIC SLATINSEK	26 FERLIN K	44 BOMBAC D	51 MACKOVSEK B	77 NOVAK D	92 DROBEZ J	1:50	0	
11 DOLENEC J	19 JOVICIC SLATINSEK	44 BOMBAC D	51 MACKOVSEK B	77 NOVAK D	90 LESJAK U	95 SUHOLEZNIK M	1:54	0	
17 CEHTE N	19 JOVICIC SLATINSEK	44 BOMBAC D	51 MACKOVSEK B	77 NOVAK D	90 LESJAK U	92 DROBEZ J	2:04	0	
17 CEHTE N	23 ZARABEC M	26 FERLIN K	31 MAZEJ T	51 MACKOVSEK B	77 NOVAK D	95 SUHOLEZNIK M	4:45	0	
17 CEHTE N	19 JOVICIC SLATINSEK	26 FERLIN K	27 HORZEN K	44 BOMBAC D	88 VLAH A	95 SUHOLEZNIK M	0:24	-1	
17 CEHTE N	23 ZARABEC M	26 FERLIN K	27 HORZEN K	31 MAZEJ T	51 MACKOVSEK B	77 NOVAK D	0:25	-1	
17 CEHTE N	23 ZARABEC M	26 FERLIN K	27 HORZEN K	31 MAZEJ T	44 BOMBAC D	88 VLAH A	0:29	-1	
17 CEHTE N	19 JOVICIC SLATINSEK	26 FERLIN K	51 MACKOVSEK B	77 NOVAK D	88 VLAH A	92 DROBEZ J	0:41	-1	
17 CEHTE N	19 JOVICIC SLATINSEK	26 FERLIN K	44 BOMBAC D	51 MACKOVSEK B	77 NOVAK D	92 DROBEZ J	0:42	-1	
11 DOLENEC J	19 JOVICIC SLATINSEK	26 FERLIN K	44 BOMBAC D	51 MACKOVSEK B	77 NOVAK D	95 SUHOLEZNIK M	0:45	-1	
11 DOLENEC J	19 JOVICIC SLATINSEK	23 ZARABEC M	26 FERLIN K	31 MAZEJ T	77 NOVAK D	95 SUHOLEZNIK M	0:54	-1	
17 CEHTE N	31 MAZEJ T	44 BOMBAC D	51 MACKOVSEK B	77 NOVAK D	90 LESJAK U	95 SUHOLEZNIK M	1:15	-1	
17 CEHTE N	19 JOVICIC SLATINSEK	26 FERLIN K	44 BOMBAC D	51 MACKOVSEK B	88 VLAH A	95 SUHOLEZNIK M	1:18	-1	
17 CEHTE N	31 MAZEJ T	51 MACKOVSEK B	77 NOVAK D	88 VLAH A	90 LESJAK U	95 SUHOLEZNIK M	1:28	-1	
17 CEHTE N	19 JOVICIC SLATINSEK	23 ZARABEC M	26 FERLIN K	31 MAZEJ T	77 NOVAK D	88 VLAH A	1:41	-1	
11 DOLENEC J	19 JOVICIC SLATINSEK	26 FERLIN K	44 BOMBAC D	77 NOVAK D	88 VLAH A	95 SUHOLEZNIK M	2:11	-1	
11 DOLENEC J	19 JOVICIC SLATINSEK	26 FERLIN K	44 BOMBAC D	51 MACKOVSEK B	77 NOVAK D	88 VLAH A	0:51	-2	
17 CEHTE N	19 JOVICIC SLATINSEK	26 FERLIN K	44 BOMBAC D	51 MACKOVSEK B	77 NOVAK D	95 SUHOLEZNIK M	1:10	-2	
17 CEHTE N	19 JOVICIC SLATINSEK	44 BOMBAC D	51 MACKOVSEK B	77 NOVAK D	90 LESJAK U	95 SUHOLEZNIK M	2:26	-2	
11 DOLENEC J	19 JOVICIC SLATINSEK	44 BOMBAC D	51 MACKOVSEK B	77 NOVAK D	90 LESJAK U	92 DROBEZ J	3:02	-3	

Empty Net								Time Played	GF	GA
17 CEHTE N	19 JOVICIC SLATINSEK	23 ZARABEC M	27 HORZEN K	77 NOVAK D	88 VLAH A	95 SUHOLEZNIK M	1:00	1	0	
17 CEHTE N	19 JOVICIC SLATINSEK	23 ZARABEC M	27 HORZEN K	44 BOMBAC D	88 VLAH A	95 SUHOLEZNIK M	0:17	0	0	

Line-Up Analysis

Match No: 53

SLO 30 - 33 POR

POR - Portugal

Lineup efficiency								Time Played	GF	GA
4 PORTELA P	21 FERNANDES L	24 CAVALCANTI A	26 COSTA F	31 SALVADOR S	41 CAPDEVILLE G	82 FRADE L	7:49	1	6	
4 PORTELA P	14 SILVA R	21 FERNANDES L	26 COSTA F	41 CAPDEVILLE G	79 COSTA M	82 FRADE L	6:18	5	0	
14 SILVA R	16 REMA MARQUES D	21 FERNANDES L	25 AREIA A	26 COSTA F	79 COSTA M	82 FRADE L	5:45	5	1	
10 MARTINS M	14 SILVA R	16 REMA MARQUES D	21 FERNANDES L	25 AREIA A	26 COSTA F	82 FRADE L	4:35	2	2	
5 DUARTE G	16 REMA MARQUES D	21 FERNANDES L	24 CAVALCANTI A	25 AREIA A	31 SALVADOR S	79 COSTA M	4:09	2	3	
4 PORTELA P	14 SILVA R	21 FERNANDES L	24 CAVALCANTI A	31 SALVADOR S	41 CAPDEVILLE G	82 FRADE L	3:56	3	2	
10 MARTINS M	21 FERNANDES L	25 AREIA A	26 COSTA F	41 CAPDEVILLE G	79 COSTA M	82 FRADE L	2:57	4	1	
21 FERNANDES L	24 CAVALCANTI A	25 AREIA A	26 COSTA F	31 SALVADOR S	41 CAPDEVILLE G	82 FRADE L	2:08	1	2	
5 DUARTE G	10 MARTINS M	16 REMA MARQUES D	21 FERNANDES L	24 CAVALCANTI A	25 AREIA A	31 SALVADOR S	1:59	1	1	
14 SILVA R	16 REMA MARQUES D	21 FERNANDES L	25 AREIA A	26 COSTA F	31 SALVADOR S	79 COSTA M	1:37	1	0	
16 REMA MARQUES D	21 FERNANDES L	24 CAVALCANTI A	26 COSTA F	31 SALVADOR S	79 COSTA M	82 FRADE L	1:33	0	1	
4 PORTELA P	21 FERNANDES L	26 COSTA F	31 SALVADOR S	41 CAPDEVILLE G	79 COSTA M	82 FRADE L	1:30	1	1	
5 DUARTE G	14 SILVA R	16 REMA MARQUES D	21 FERNANDES L	24 CAVALCANTI A	31 SALVADOR S	79 COSTA M	1:27	1	2	
4 PORTELA P	5 DUARTE G	14 SILVA R	21 FERNANDES L	24 CAVALCANTI A	31 SALVADOR S	41 CAPDEVILLE G	1:19	2	1	
16 REMA MARQUES D	21 FERNANDES L	24 CAVALCANTI A	25 AREIA A	31 SALVADOR S	79 COSTA M	82 FRADE L	1:14	0	1	
5 DUARTE G	16 REMA MARQUES D	21 FERNANDES L	24 CAVALCANTI A	26 COSTA F	31 SALVADOR S	82 FRADE L	1:07	0	1	
16 REMA MARQUES D	21 FERNANDES L	24 CAVALCANTI A	25 AREIA A	26 COSTA F	31 SALVADOR S	79 COSTA M	1:06	0	0	
5 DUARTE G	16 REMA MARQUES D	21 FERNANDES L	24 CAVALCANTI A	26 COSTA F	31 SALVADOR S	79 COSTA M	1:00	0	1	
4 PORTELA P	10 MARTINS M	21 FERNANDES L	26 COSTA F	41 CAPDEVILLE G	79 COSTA M	82 FRADE L	0:58	0	1	
10 MARTINS M	21 FERNANDES L	24 CAVALCANTI A	25 AREIA A	26 COSTA F	31 SALVADOR S	41 CAPDEVILLE G	0:57	1	0	
5 DUARTE G	14 SILVA R	21 FERNANDES L	24 CAVALCANTI A	26 COSTA F	31 SALVADOR S	79 COSTA M	0:56	1	0	
5 DUARTE G	10 MARTINS M	16 REMA MARQUES D	21 FERNANDES L	24 CAVALCANTI A	26 COSTA F	31 SALVADOR S	0:50	0	0	
5 DUARTE G	21 FERNANDES L	24 CAVALCANTI A	25 AREIA A	26 COSTA F	31 SALVADOR S	41 CAPDEVILLE G	0:48	0	1	
21 FERNANDES L	24 CAVALCANTI A	25 AREIA A	26 COSTA F	31 SALVADOR S	79 COSTA M	82 FRADE L	0:36	0	0	
14 SILVA R	16 REMA MARQUES D	21 FERNANDES L	24 CAVALCANTI A	25 AREIA A	26 COSTA F	79 COSTA M	0:34	0	0	
10 MARTINS M	21 FERNANDES L	24 CAVALCANTI A	25 AREIA A	31 SALVADOR S	41 CAPDEVILLE G	82 FRADE L	0:32	0	1	
14 SILVA R	16 REMA MARQUES D	21 FERNANDES L	24 CAVALCANTI A	26 COSTA F	31 SALVADOR S	82 FRADE L	0:26	0	0	
10 MARTINS M	14 SILVA R	16 REMA MARQUES D	21 FERNANDES L	25 AREIA A	26 COSTA F	31 SALVADOR S	0:24	1	0	
4 PORTELA P	14 SILVA R	21 FERNANDES L	24 CAVALCANTI A	26 COSTA F	41 CAPDEVILLE G	82 FRADE L	0:20	0	0	
4 PORTELA P	5 DUARTE G	14 SILVA R	21 FERNANDES L	26 COSTA F	31 SALVADOR S	41 CAPDEVILLE G	0:15	0	0	
10 MARTINS M	16 REMA MARQUES D	21 FERNANDES L	24 CAVALCANTI A	25 AREIA A	26 COSTA F	82 FRADE L	0:15	0	0	
14 SILVA R	21 FERNANDES L	25 AREIA A	26 COSTA F	31 SALVADOR S	79 COSTA M	82 FRADE L	0:09	0	0	
10 MARTINS M	16 REMA MARQUES D	21 FERNANDES L	24 CAVALCANTI A	26 COSTA F	31 SALVADOR S	82 FRADE L	0:08	0	0	
4 PORTELA P	10 MARTINS M	21 FERNANDES L	26 COSTA F	31 SALVADOR S	41 CAPDEVILLE G	82 FRADE L	0:07	0	1	
16 REMA MARQUES D	21 FERNANDES L	25 AREIA A	26 COSTA F	31 SALVADOR S	79 COSTA M	82 FRADE L	0:07	1	0	
4 PORTELA P	14 SILVA R	21 FERNANDES L	24 CAVALCANTI A	41 CAPDEVILLE G	79 COSTA M	82 FRADE L	0:06	0	0	
16 REMA MARQUES D	21 FERNANDES L	24 CAVALCANTI A	25 AREIA A	26 COSTA F	79 COSTA M	82 FRADE L	0:03	0	0	

Score development								Time Played	G Diff.
4 PORTELA P	14 SILVA R	21 FERNANDES L	26 COSTA F	41 CAPDEVILLE G	79 COSTA M	82 FRADE L	6:18	+5	
14 SILVA R	16 REMA MARQUES D	21 FERNANDES L	25 AREIA A	26 COSTA F	79 COSTA M	82 FRADE L	5:45	+4	
10 MARTINS M	21 FERNANDES L	25 AREIA A	26 COSTA F	41 CAPDEVILLE G	79 COSTA M	82 FRADE L	2:57	+3	
16 REMA MARQUES D	21 FERNANDES L	25 AREIA A	26 COSTA F	31 SALVADOR S	79 COSTA M	82 FRADE L	0:07	+1	
10 MARTINS M	14 SILVA R	16 REMA MARQUES D	21 FERNANDES L	25 AREIA A	26 COSTA F	31 SALVADOR S	0:24	+1	
5 DUARTE G	14 SILVA R	21 FERNANDES L	24 CAVALCANTI A	26 COSTA F	31 SALVADOR S	79 COSTA M	0:56	+1	
10 MARTINS M	21 FERNANDES L	24 CAVALCANTI A	25 AREIA A	26 COSTA F	31 SALVADOR S	41 CAPDEVILLE G	0:57	+1	
4 PORTELA P	5 DUARTE G	14 SILVA R	21 FERNANDES L	24 CAVALCANTI A	31 SALVADOR S	41 CAPDEVILLE G	1:19	+1	
14 SILVA R	16 REMA MARQUES D	21 FERNANDES L	25 AREIA A	26 COSTA F	31 SALVADOR S	79 COSTA M	1:37	+1	
4 PORTELA P	14 SILVA R	21 FERNANDES L	24 CAVALCANTI A	31 SALVADOR S	41 CAPDEVILLE G	82 FRADE L	3:56	+1	
16 REMA MARQUES D	21 FERNANDES L	24 CAVALCANTI A	25 AREIA A	26 COSTA F	79 COSTA M	82 FRADE L	0:03	0	
4 PORTELA P	14 SILVA R	21 FERNANDES L	24 CAVALCANTI A	41 CAPDEVILLE G	79 COSTA M	82 FRADE L	0:06	0	
10 MARTINS M	16 REMA MARQUES D	21 FERNANDES L	24 CAVALCANTI A	26 COSTA F	31 SALVADOR S	82 FRADE L	0:08	0	
14 SILVA R	21 FERNANDES L	25 AREIA A	26 COSTA F	31 SALVADOR S	79 COSTA M	82 FRADE L	0:09	0	
4 PORTELA P	5 DUARTE G	14 SILVA R	21 FERNANDES L	26 COSTA F	31 SALVADOR S	41 CAPDEVILLE G	0:15	0	
10 MARTINS M	16 REMA MARQUES D	21 FERNANDES L	24 CAVALCANTI A	25 AREIA A	26 COSTA F	82 FRADE L	0:15	0	
4 PORTELA P	14 SILVA R	21 FERNANDES L	24 CAVALCANTI A	26 COSTA F	41 CAPDEVILLE G	82 FRADE L	0:20	0	
14 SILVA R	16 REMA MARQUES D	21 FERNANDES L	24 CAVALCANTI A	26 COSTA F	31 SALVADOR S	82 FRADE L	0:26	0	
14 SILVA R	16 REMA MARQUES D	21 FERNANDES L	24 CAVALCANTI A	25 AREIA A	26 COSTA F	79 COSTA M	0:34	0	
21 FERNANDES L	24 CAVALCANTI A	25 AREIA A	26 COSTA F	31 SALVADOR S	79 COSTA M	82 FRADE L	0:36	0	
5 DUARTE G	10 MARTINS M	16 REMA MARQUES D	21 FERNANDES L	24 CAVALCANTI A	26 COSTA F	31 SALVADOR S	0:50	0	
16 REMA MARQUES D	21 FERNANDES L	24 CAVALCANTI A	25 AREIA A	26 COSTA F	31 SALVADOR S	79 COSTA M	1:06	0	
4 PORTELA P	21 FERNANDES L	26 COSTA F	31 SALVADOR S	41 CAPDEVILLE G	79 COSTA M	82 FRADE L	1:30	0	
5 DUARTE G	10 MARTINS M	16 REMA MARQUES D	21 FERNANDES L	24 CAVALCANTI A	25 AREIA A	31 SALVADOR S	1:59	0	
10 MARTINS M	14 SILVA R	16 REMA MARQUES D	21 FERNANDES L	25 AREIA A	26 COSTA F	82 FRADE L	4:35	0	
4 PORTELA P	10 MARTINS M	21 FERNANDES L	26 COSTA F	31 SALVADOR S	41 CAPDEVILLE G	82 FRADE L	0:07	-1	
10 MARTINS M	21 FERNANDES L	24 CAVALCANTI A	25 AREIA A	31 SALVADOR S	41 CAPDEVILLE G	82 FRADE L	0:32	-1	
5 DUARTE G	21 FERNANDES L	24 CAVALCANTI A	25 AREIA A	26 COSTA F	31 SALVADOR S	41 CAPDEVILLE G	0:48	-1	
4 PORTELA P	10 MARTINS M	21 FERNANDES L	26 COSTA F	41 CAPDEVILLE G	79 COSTA M	82 FRADE L	0:58	-1	
5 DUARTE G	16 REMA MARQUES D	21 FERNANDES L	24 CAVALCANTI A	26 COSTA F	31 SALVADOR S	79 COSTA M	1:00	-1	

FRI 19 JAN 2024
Start Time: 15:30

Main Round Group II

Line-Up Analysis
Match No: 53

Hamburg

Attendance: 13.376

SLO 30 - 33 POR

POR - Portugal

Score development								Time Played	G Diff.
5 DUARTE G	16 REMA MARQUES D	21 FERNANDES L	24 CAVALCANTI A	26 COSTA F	31 SALVADOR S	82 FRADE L		1:07	-1
16 REMA MARQUES D	21 FERNANDES L	24 CAVALCANTI A	25 AREIA A	31 SALVADOR S	79 COSTA M	82 FRADE L		1:14	-1
5 DUARTE G	14 SILVA R	16 REMA MARQUES D	21 FERNANDES L	24 CAVALCANTI A	31 SALVADOR S	79 COSTA M		1:27	-1
16 REMA MARQUES D	21 FERNANDES L	24 CAVALCANTI A	26 COSTA F	31 SALVADOR S	79 COSTA M	82 FRADE L		1:33	-1
21 FERNANDES L	24 CAVALCANTI A	25 AREIA A	26 COSTA F	31 SALVADOR S	41 CAPDEVILLE G	82 FRADE L		2:08	-1
5 DUARTE G	16 REMA MARQUES D	21 FERNANDES L	24 CAVALCANTI A	25 AREIA A	31 SALVADOR S	79 COSTA M		4:09	-1
4 PORTELA P	21 FERNANDES L	24 CAVALCANTI A	26 COSTA F	31 SALVADOR S	41 CAPDEVILLE G	82 FRADE L		7:49	-5

Empty Net								Time Played	GF	GA
5 DUARTE G	14 SILVA R	21 FERNANDES L	24 CAVALCANTI A	26 COSTA F	31 SALVADOR S	79 COSTA M		0:56	1	0
21 FERNANDES L	24 CAVALCANTI A	25 AREIA A	26 COSTA F	31 SALVADOR S	79 COSTA M	82 FRADE L		0:36	0	0
14 SILVA R	21 FERNANDES L	25 AREIA A	26 COSTA F	31 SALVADOR S	79 COSTA M	82 FRADE L		0:09	0	0

Legend:
G Diff. Goals Difference