

TUE 20 JAN 2026
Start Time: 18:00

Preliminary Round - Group D

Oslo

Start List

Match No: 23

MNE - SUI

Referees: ALVAREZ Javier (ESP) / BUSTAMANTE Yon (ESP)
Reserve: COVALCIUC Igor (MDA) / COVALCIUC Alexei (MDA)
EHF Observer: EHRMANN Jutta (GER)

EHF Supervisor: KONOPLIASTYI Viktor (UKR)
Timekeeper: BØE Merete Kristin (NOR)
Scorekeeper: ANDERSEN Frode (NOR)

MNE - Montenegro

| No. | Name | Pos. | Height m | Int. Matches | | Competition Statistics | | | | | | | |
|------------------|----------------------|---------------------|----------|-------------------|-----|------------------------|----|-----|----|------|----|---|-----|
| | | | | MP | G | MP | G | 7mG | YC | 2Min | RC | S | 7mS |
| 12 | SULJEVIC Haris | GK | 1.94 | 8 | 0 | 2 | | | | | | 9 | |
| 85 | MIJUSKOVIC Mile | GK | 1.92 | 32 | 6 | 2 | 1 | | | | | 7 | |
| 2 | VUJOVIC Filip | LW | 1.88 | 16 | 14 | 2 | 3 | | | | | | |
| 6 | VUJOVIC Milos | LW | 1.81 | 73 | 206 | 2 | 11 | 6 | | 2 | | | |
| 7 | CAVOR Stefan | RB | 1.97 | 49 | 85 | 2 | 7 | | | | | | |
| 9 | CEPIC Radojica | CB | 1.94 | 33 | 89 | 2 | 7 | | | | | | |
| 10 | CORSOVIC Miodrag | P | 1.98 | 15 | 32 | 2 | 5 | | | 2 | | | |
| 11 | VUJOVIC Branko | RB | 1.96 | 31 | 154 | 2 | 11 | | | 2 | | | |
| 13 | RADOVIC Mirko | RW | 1.85 | 68 | 41 | 2 | 2 | | | | | | |
| 17 | KALUDEROVIC Vasilije | LB | 1.91 | 30 | 32 | 2 | 1 | | | | | | |
| 20 | VUJOVIC Stevan | CB | 1.90 | 57 | 48 | 2 | 1 | | | | | | |
| 22 | VUJOVIC Luka | P | 1.93 | 10 | 11 | 2 | 2 | | | | | | |
| 36 | PELIDIJA Admir | P | 1.93 | 13 | 7 | | | | | | | | |
| 37 | BAKIC Milorad | LB | 2.01 | 5 | 2 | 2 | 2 | | | | | | |
| 77 | RADOVIC Luka | RW | 1.80 | 17 | 42 | 2 | 5 | | | | | | |
| 87 | BOROZAN Vuko | LB | 2.02 | 30 | 58 | 2 | 6 | | | 1 | | | |
| (NN) | BOŽOVIC Miloš | LB | 1.99 | 44 | 67 | | | | | | | | |
| Headcoach | | DINART Didier (FRA) | | Bench/Team | | | | | | | | | |

| MNE Played | | |
|------------|-----|--------|
| PR | SLO | 40- 41 |
| PR | FAR | 24- 37 |
| PR | SUI | 20 JAN |

SUI - Switzerland

| No. | Name | Pos. | Height m | Int. Matches | | Competition Statistics | | | | | | | |
|------------------|----------------------|-------------|----------|-------------------|-----|------------------------|----|-----|----|------|----|----|-----|
| | | | | MP | G | MP | G | 7mG | YC | 2Min | RC | S | 7mS |
| 16 | PORTNER Nikola | GK | 1.94 | 150 | 35 | 2 | 2 | | | | | 24 | 1 |
| 40 | SERAVALLI Mathieu | GK | 1.98 | 12 | 0 | 2 | | | | | | | |
| 3 | MEISTER Lucas | P | 1.96 | 102 | 231 | 2 | 1 | | | 2 | | | |
| 4 | RUBIN Lenny | LB | 2.05 | 94 | 359 | 2 | 9 | | | | | | |
| 8 | ZEHNDER Manuel | LB | 1.90 | 32 | 151 | 2 | 11 | | | | | | |
| 11 | AELLEN Felix | CB | 1.87 | 31 | 72 | 2 | 4 | | | 1 | | | |
| 13 | KUSIO Michael | RB | 1.95 | 29 | 16 | | | | | | | | |
| 17 | RÖTHLISBERGER Samuel | P | 1.99 | 100 | 24 | 2 | | | | | | | |
| 20 | MAROS Luka | LB | 1.96 | 91 | 223 | 2 | 2 | | | | | | |
| 21 | STEENAERTS Gino | RW | 1.84 | 24 | 74 | 2 | 6 | | | 3 | | | |
| 23 | LAUBE Lukas | P | 1.92 | 46 | 99 | 2 | 5 | | | 2 | | | |
| 28 | SIGRIST Luca | CB | 1.86 | 21 | 46 | 2 | 4 | | | | | | |
| 29 | ZEHNDER Samuel | LW | 1.83 | 71 | 148 | 2 | | | | | | | |
| 30 | WILLECKE Joël | P | 2.02 | 41 | 11 | 2 | 1 | | | | | | |
| 35 | LEOPOLD Noam | LW | 1.86 | 27 | 86 | 2 | 13 | 5 | | | | | |
| 44 | BEN ROMDHANE Mehdi | LB | 1.89 | 46 | 65 | 2 | 5 | | | | | | |
| (NN) | KÜTTEL Dimitrij | RB | 1.91 | 100 | 187 | 2 | | | | | | | |
| (NN) | WANNER Levin | RW | 1.83 | 11 | 10 | | | | | | | | |
| Headcoach | | SCHMID Andy | | Bench/Team | | 2 | | | | | | | |

| SUI Played | | |
|------------|-----|--------|
| PR | FAR | 28- 28 |
| PR | SLO | 35- 38 |
| PR | MNE | 20 JAN |

Notes:
Players below the bold line are not playing in this match.

| Legend: | | | |
|-------------|-------------------|-------------|--|
| (NN) | Not nominated | 2Min | 2-Minute Suspensions |
| CB | Centre Back | G | Goals |
| LW | Left Wing | MP | Matches Played |
| PR | Preliminary Round | RB | Right Back |
| RW | Right Wing | S | Saves |
| | | 7mG | 7-metre Goals |
| | | GK | Goalkeeper |
| | | P | Line Player |
| | | RC | Red Cards (Direct and after 3rd 2-Minute Suspension) |
| | | YC | Yellow Cards |
| | | 7mS | 7-metre Saves |
| | | LB | Left Back |
| | | Pos | Position |

OFFICIAL PARTNERS



EHF PARTNERS



NATIONAL SUPPLIERS



Results

MNE 26 - 43 SUI (16 - 22) (10 - 21)

Referees: ALVAREZ Javier (ESP) / BUSTAMANTE Yon (ESP)

Montenegro

Coach: DINART Didier

Time outs: 2

| No. | Name | Total | | Goals / Shots | | | | | | | Punishments | | | TP | | |
|--------|----------------------|-------|----|---------------|------|------|-----|-----|-----|-------|-------------|----|----|----|----|-------|
| | | G/S | % | 7m | 6m | Wing | BT | FB | FTO | 9m | EG | YC | RC | | 2M | |
| 2 | VUJOVIC Filip | 1/2 | 50 | | 0/1 | | | | | 1/1 | | | | | | 30:00 |
| 6 | VUJOVIC Milos | 2/3 | 67 | 1/1 | 0/1 | | | | | | 1/1 | | | | | 30:00 |
| 7 | CAVOR Stefan | 5/11 | 45 | | | | 1/2 | 0/1 | | 4/8 | | | | | | 47:31 |
| 9 | CEPIC Radojica | 1/4 | 25 | | 1/1 | | 0/1 | | | 0/2 | | | | | | 26:06 |
| 10 | CORSOVIC Miodrag | 3/5 | 60 | | 3/5 | | | | | | | | | | | 36:44 |
| 11 | VUJOVIC Branko | 9/14 | 64 | | | | 3/3 | | | 6/11 | | | | | | 45:00 |
| 12 | SULJEVIC Haris | | | | | | | | | | | | | | | 28:17 |
| 13 | RADOVIC Mirko | 1/2 | 50 | | 1/2 | | | | | | | | | | | 31:54 |
| 17 | KALUDEROVIC Vasilije | | | | | | | | | | | | | | | |
| 20 | VUJOVIC Stevan | 3/4 | 75 | | | | | | | 3/4 | | | | | | 20:05 |
| 22 | VUJOVIC Luka | | | | | | | | | | | | | | | |
| 36 | PELIDIJA Admir | | | | | | | | | | | | | | | 24:55 |
| 37 | BAKIC Milorad | 0/2 | 0 | | | | | | | 0/2 | | | | | | 19:51 |
| 77 | RADOVIC Luka | 0/2 | 0 | | 0/2 | | | | | | | | | | | 25:31 |
| 85 | MIJUSKOVIC Mile | 0/1 | 0 | | | | | | | | 0/1 | | | | | 31:02 |
| 87 | BOROZAN Vuko | 1/4 | 25 | | | | | | | 1/4 | | | | | | 21:04 |
| Totals | | 26/54 | 48 | 1/1 | 5/12 | | 4/6 | 0/1 | | 15/32 | 1/2 | | | | 1 | 60:00 |

| No. | Name | Total | | Saves / Shots | | | | | | |
|--------|-----------------|-------|----|---------------|------|------|-----|------|-----|------|
| | | S/S | % | 7m | 6m | Wing | BT | FB | FTO | 9m |
| 12 | SULJEVIC Haris | 3/23 | 13 | 0/2 | 0/4 | | 0/3 | 2/7 | | 1/7 |
| 85 | MIJUSKOVIC Mile | 8/31 | 26 | 1/3 | 4/9 | 0/1 | 0/3 | 0/6 | | 3/9 |
| Totals | | 11/54 | 20 | 1/5 | 4/13 | 0/1 | 0/6 | 2/13 | | 4/16 |

Switzerland

Coach: SCHMID Andy

Time outs: 3

| No. | Name | Total | | Goals / Shots | | | | | | | Punishments | | | TP | | |
|--------|----------------------|-------|-----|---------------|------|------|-----|-------|-----|-------|-------------|----|----|----|----|-------|
| | | G/S | % | 7m | 6m | Wing | BT | FB | FTO | 9m | EG | YC | RC | | 2M | |
| 3 | MEISTER Lucas | 1/2 | 50 | | 1/2 | | | | | | | | | | | 44:54 |
| 4 | RUBIN Lenny | 10/14 | 71 | | 2/2 | | | 1/1 | | 7/11 | | | | | | 35:23 |
| 8 | ZEHNDER Manuel | 3/6 | 50 | | 0/1 | | 1/1 | 1/1 | | 1/3 | | | | | | 18:00 |
| 11 | AELLEN Felix | 1/2 | 50 | | | | | | | 1/2 | | | | | | 40:04 |
| 13 | KUSIO Michael | | | | | | | | | | | | | | | |
| 16 | PORTNER Nikola | | | | | | | | | | | | | | | 21:54 |
| 17 | RÖTHLISBERGER Samuel | 1/1 | 100 | | 1/1 | | | | | | | | | | | 35:49 |
| 20 | MAROS Luka | 3/6 | 50 | | | | 0/1 | 2/3 | | 1/2 | | | | | | 25:13 |
| 21 | STEENAERTS Gino | 8/9 | 89 | | 2/2 | 1/1 | | 5/6 | | | | | | | | 59:13 |
| 23 | LAUBE Lukas | 2/3 | 67 | | 2/3 | | | | | | | | | | | 15:06 |
| 28 | SIGRIST Luca | 10/12 | 83 | | 1/1 | | 5/5 | 2/2 | | 2/4 | | | | | | 43:22 |
| 29 | ZEHNDER Samuel | 4/7 | 57 | 4/5 | 0/1 | | | 0/1 | | | | | | | | 44:18 |
| 30 | WILLECKE Joël | | | | | | | | | | | | | | | |
| 35 | LEOPOLD Noam | | | | | | | | | | | | | | | |
| 40 | SERAVALLI Mathieu | | | | | | | | | | | | | | | 36:23 |
| 44 | BEN ROMDHANE Mehdi | | | | | | | | | | | | | | | 0:21 |
| Totals | | 43/62 | 69 | 4/5 | 9/13 | 1/1 | 6/7 | 11/14 | | 12/22 | | | | | | 60:00 |

| No. | Name | Total | | Saves / Shots | | | | | | |
|--------|-------------------|-------|----|---------------|-----|------|-----|-----|-----|-------|
| | | S/S | % | 7m | 6m | Wing | BT | FB | FTO | 9m |
| 16 | PORTNER Nikola | 5/17 | 29 | 0/1 | 0/3 | | 2/4 | | | 3/9 |
| 40 | SERAVALLI Mathieu | 12/25 | 48 | | 4/6 | | 0/2 | 1/1 | | 7/16 |
| Totals | | 17/43 | 40 | 0/1 | 4/9 | | 2/6 | 1/1 | | 10/25 |

Attacks

| Team: | All | | Player Majority | | Player Minority | | Position Attacks | | FB | | Ind. FB | | Team FB | | Att. Dur. (min) | Turnover | | |
|-------|--------|----|-----------------|-----|-----------------|---|------------------|----|--------|----|---------|-----|---------|----|-----------------|----------|----|------|
| | G/Att. | % | G/Att. | % | G/Att. | % | G/Att. | % | G/Att. | % | G/Att. | % | G/Att. | % | | All | % | TOFB |
| MNE | 26/65 | 40 | | | 0/1 | 0 | 25/61 | 41 | 0/2 | 0 | | | 0/2 | 0 | 0:28 | 14 | 22 | 1 |
| SUI | 43/66 | 65 | 2/2 | 100 | | | 32/50 | 64 | 11/16 | 69 | 3/3 | 100 | 8/13 | 62 | 0:26 | 7 | 11 | 3 |

RUNNING SCORE

| MNE - SUI | |
|------------|-----------------|
| 1st Half | |
| 0 (1) 1 | SIGRIST L |
| 0 (3) 2 | SIGRIST L |
| 1 (4) 2 | VUJOVIC B |
| 1 (4) 3 | ZEHNDER S |
| 2 (5) 3 | CAVOR S |
| 3 (6) 3 | CEPIC R |
| 3 (6) 4 | SIGRIST L |
| 4 (7) 4 | CORSOVIC M |
| 4 (7) 5 | STEENAERTS G |
| 4 (8) 6 | RUBIN L |
| 5 (9) 6 | CORSOVIC M |
| 5 (10) 7 | RUBIN L |
| 5 (12) 8 | RUBIN L |
| 5 (12) 9 | RUBIN L |
| 5 (13) 10 | MAROS L |
| 6 (13) 10 | BOROZAN V |
| 6 (13) 11 | STEENAERTS G |
| 7 (15) 11 | VUJOVIC M |
| 7 (15) 12 | STEENAERTS G |
| 8 (16) 12 | VUJOVIC B |
| 8 (18) 13 | ZEHNDER S |
| 9 (18) 13 | CAVOR S |
| 9 (19) 14 | ZEHNDER S |
| 10 (19) 14 | VUJOVIC S |
| 11 (20) 14 | VUJOVIC M |
| 11 (21) 15 | RÖTHLISBERGER S |
| 12 (21) 15 | CAVOR S |
| 12 (23) 16 | RUBIN L |
| 13 (23) 16 | VUJOVIC S |
| 13 (24) 17 | SIGRIST L |
| 14 (25) 17 | CAVOR S |
| 14 (25) 18 | ZEHNDER M |
| 15 (26) 18 | VUJOVIC B |
| 15 (27) 19 | RUBIN L |
| 15 (27) 20 | SIGRIST L |
| 15 (28) 21 | ZEHNDER M |
| 15 (30) 22 | STEENAERTS G |
| 16 (30) 22 | VUJOVIC S |
| 2nd Half | |
| 16 (32) 23 | SIGRIST L |
| 16 (33) 24 | STEENAERTS G |
| 16 (34) 25 | MEISTER L |
| 16 (35) 26 | STEENAERTS G |
| 16 (37) 27 | RUBIN L |
| 16 (39) 28 | RUBIN L |
| 16 (40) 29 | AELLEN F |
| 17 (40) 29 | VUJOVIC B |
| 17 (41) 30 | STEENAERTS G |
| 18 (41) 30 | RADOVIC M |
| 18 (42) 31 | SIGRIST L |
| 19 (42) 31 | CORSOVIC M |
| 19 (43) 32 | RUBIN L |
| 20 (44) 32 | VUJOVIC F |
| 20 (44) 33 | SIGRIST L |
| 20 (45) 34 | ZEHNDER S |
| 21 (46) 34 | VUJOVIC B |
| 21 (47) 35 | LAUBE L |
| 22 (47) 35 | VUJOVIC B |
| 22 (48) 36 | RUBIN L |
| 22 (49) 37 | ZEHNDER M |
| 23 (49) 37 | VUJOVIC B |
| 24 (51) 37 | VUJOVIC B |
| 24 (52) 38 | SIGRIST L |
| 25 (53) 38 | VUJOVIC B |
| 25 (54) 39 | SIGRIST L |
| 25 (56) 40 | LAUBE L |
| 25 (56) 41 | STEENAERTS G |
| 25 (57) 42 | MAROS L |

OFFICIAL PARTNERS



EHF PARTNERS



NATIONAL SUPPLIERS





MEN'S EUROPEAN HANDBALL CHAMPIONSHIP
EHF EURO 2026

Preliminary Round - Group D

TUE 20 JAN 2026
Start Time: 18:00



MEN'S EHF EURO 2026
DENMARK · SWEDEN · NORWAY

Results

Oslo

Match No: 23

Attendance: 2.579
25 (59') 43 MAROS L
CAVOR S26 (60') 43

| | | | |
|----------------|--|------|-----------------------|
| Legend: | | | |
| % | Efficiency | 2M | 2-Minute Suspensions |
| Att. Dur. | Average Attack Duration | BT | Breakthroughs |
| G/Att. | Goals/Attacks | G/S | Goals/Shots |
| RC | Red Cards (Direct and after Third 2-Minute Suspension) | No. | Uniform Number |
| TOFB | Turnover during Fast Breaks | S/S | Saves/Shots |
| | | TP | Time Played |
| | | 7m | 7-metre Penalty Shots |
| | | FB | Fast Breaks |
| | | 9m | 9-metre Shots |
| | | FTO | Fast Throw off |
| | | Wing | Wing Shots |



Report Created TUE 20 JAN 2026 19:41

Page 2 of 2

OFFICIAL PARTNERS



EHF PARTNERS



NATIONAL SUPPLIERS



Preliminary Round - Group D

Oslo

Match Team Statistics

Match No: 23

MNE 26 - 43 SUI
(16 - 22) (10 - 21)

Referees: ALVAREZ Javier (ESP) / BUSTAMANTE Yon (ESP)

MNE - Montenegro Coach: DINART Didier (FRA)

Time outs: 2

| No. | Name | Total | | All Goals / Shots | | | | | | | Punishments | | | | Offence | | | Defence | | | TP | | |
|--------|----------------------|-------|----|-------------------|-----|------|------|----|-----|-----|-------------|-----|----|----|---------|-----|----|---------|-------|-------|----|----|-------|
| | | G/S | % | 7m | 7m% | 6m | Wing | BT | FB | FTO | 9m | EG | YC | RC | 2M | 2+2 | AS | R7 | TO/TF | ST | | BS | P7 |
| 2 | VUJOVIC Filip | 1/2 | 50 | | | 0/1 | | | | | 1/1 | | | | | | | | / 1 | | | 2 | 30:00 |
| 6 | VUJOVIC Milos | 2/3 | 67 | 1/1 | 100 | 0/1 | | | | | | | | | | | | | | | | 2 | 30:00 |
| 7 | CAVOR Stefan | 5/11 | 45 | | | | | | 1/2 | 0/1 | 4/8 | | | | | | | 3 | 4 | | | 2 | 47:31 |
| 9 | CEPIC Radojica | 1/4 | 25 | | | 1/1 | | | 0/1 | | 0/2 | | | | | | | 1 | 1 | | | | 26:06 |
| 10 | CORSOVIC Miodrag | 3/5 | 60 | | | 3/5 | | | | | | | | | | | | | / 1 | | | | 36:44 |
| 11 | VUJOVIC Branko | 9/14 | 64 | | | | | | 3/3 | | 6/11 | | | | | | | 3 | | | 1 | | 45:00 |
| 12 | SULJEVIC Haris | | | | | | | | | | | | | | | | | | | | | | 28:17 |
| 13 | RADOVIC Mirko | 1/2 | 50 | | | 1/2 | | | | | | | | | | | | | / 2 | | | 1 | 31:54 |
| 17 | KALUDEROVIC Vasilije | | | | | | | | | | | | | | | | | | | | | | |
| 20 | VUJOVIC Stevan | 3/4 | 75 | | | | | | | | 3/4 | | | | | | | 1 | 1 | 1 | | | 20:05 |
| 22 | VUJOVIC Luka | | | | | | | | | | | | | | | | | | | | | | |
| 36 | PELIDIJA Admir | | | | | | | | | | | | | | | | | | | | | | 24:55 |
| 37 | BAKIC Milorad | 0/2 | 0 | | | | | | | | 0/2 | | | | | | | | 1 / 1 | | 1 | | 19:51 |
| 77 | RADOVIC Luka | 0/2 | 0 | | | 0/2 | | | | | | | | | | | | | 1 | | | | 25:31 |
| 85 | MIJUSKOVIC Mile | 0/1 | 0 | | | | | | | | | | | | | | | | | | | | 31:02 |
| 87 | BOROZAN Vuko | 1/4 | 25 | | | | | | | | 1/4 | | | | | | | 1 | 1 | 1 | | | 21:04 |
| Totals | | 26/54 | 48 | 1/1 | 100 | 5/12 | | | 4/6 | 0/1 | 15/32 | 1/2 | | | | 1 | | 9 | 1 | 9 / 5 | 1 | 1 | 5 |

| No. | Name | Total | | All Saves / Shots | | | | | | | | | | |
|--------|-----------------|-------|----|-------------------|-----|------------|------|------|------|-----|------|------|----|--|
| | | S/S | % | 7m | 7m% | Near Shots | | | FB | FTO | 9m | 9m% | | |
| | | | | | | All | All% | 6m | Wing | BT | | | | |
| 12 | SULJEVIC Haris | 3/23 | 13 | 0/2 | 0 | 0/7 | 0 | 0/4 | 0/3 | 2/7 | | 1/7 | 14 | |
| 85 | MIJUSKOVIC Mile | 8/31 | 26 | 1/3 | 33 | 4/13 | 31 | 4/9 | 0/1 | 0/3 | 0/6 | 3/9 | 33 | |
| Totals | | 11/54 | 20 | 1/5 | 20 | 4/20 | 20 | 4/13 | 0/1 | 0/6 | 2/13 | 4/16 | 25 | |

Attacks

| Team | All | | Player Majority | | Player Minority | | Position Attacks | | FB | | Ind. FB | | Team FB | | Att. Dur. (min) | Turnover | | |
|------|--------|----|-----------------|---|-----------------|---|------------------|----|--------|---|---------|---|---------|---|-----------------|----------|----|------|
| | G/Att. | % | G/Att. | % | G/Att. | % | G/Att. | % | G/Att. | % | G/Att. | % | G/Att. | % | | All | % | TOFB |
| MNE | 26/65 | 40 | | | 0/1 | 0 | 25/61 | 41 | 0/2 | 0 | | | 0/2 | 0 | 0:28 | 14 | 22 | 1 |

Team Shots

| | Goals | Saves | Missed | Post | Blocked | Total | G/S % | Prop % |
|-------------------|--------|-------|--------|------|---------|--------|-----------|--------|
| 6m Shots | 5 | 4 | 2 | 1 | | 12 | 42 | 22 |
| Wing Shots | | | | | | | | 0 |
| L R | | | | | | | | 0 0 |
| 9m Shots | 15 | 10 | | 4 | 3 | 32 | 47 | 59 |
| L C R | 1 13 1 | 10 | | 1 3 | 3 | 2 29 1 | 50 45 100 | 4 54 2 |
| 7m Penalty Throws | 1 | | | | | 1 | 100 | 2 |
| Fast Breaks | | 1 | | | | 1 | 0 | 2 |
| Breakthroughs | 4 | 2 | | | | 6 | 67 | 11 |
| Fast Throw Offs | | | | | | | | 0 |
| Empty Goals | 1 | | 1 | | | 2 | 50 | 4 |
| Totals | 26 | 17 | 3 | 5 | 3 | 54 | 48 | 100 |

| Legend: | | | |
|---------|------------------------|-----------|--|
| % | Efficiency | 2M | 2-Minute Suspensions |
| 9m | 9-metre Shots | 2+2 | 2+2 Minute Suspensions |
| C | Center | Att. Dur. | Average Attack Duration |
| G/S | Goals/Shots | AS | Assists |
| R7 | Received 7-metre Fouls | EG | Empty Goal |
| ST | Steals | Ind. | Individual |
| Wing | Wing Shots | R | Right |
| | | TO/TF | Turnover/Technical Fouls |
| | | RC | Red Cards (Direct and after 3rd 2-Minute Suspension) |
| | | YC | Yellow Cards |
| | | 6m | 6-metre Shots |
| | | BS | Blocked Shots |
| | | BT | Breakthroughs |
| | | FB | Fast Breaks |
| | | FTO | Fast Throw off |
| | | P7 | Penalty 7-metre Fouls |
| | | G/Att. | Goals/Attacks |
| | | Prop % | Proportion of Shots |
| | | S/S | Saves/Shots |
| | | TP | Time Played |
| | | TOFB | Turnover during Fast Breaks |

OFFICIAL PARTNERS



EHF PARTNERS



NATIONAL SUPPLIERS



Match Team Statistics

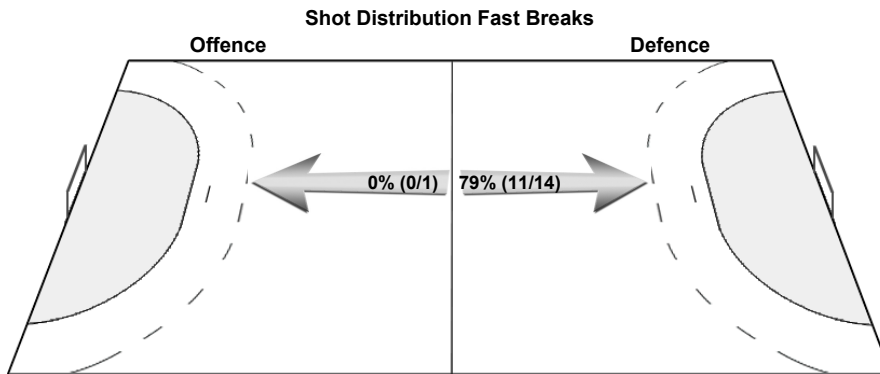
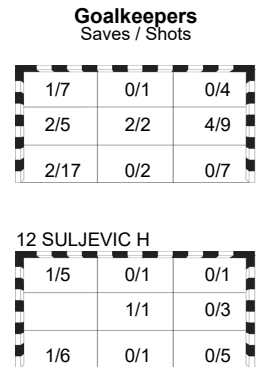
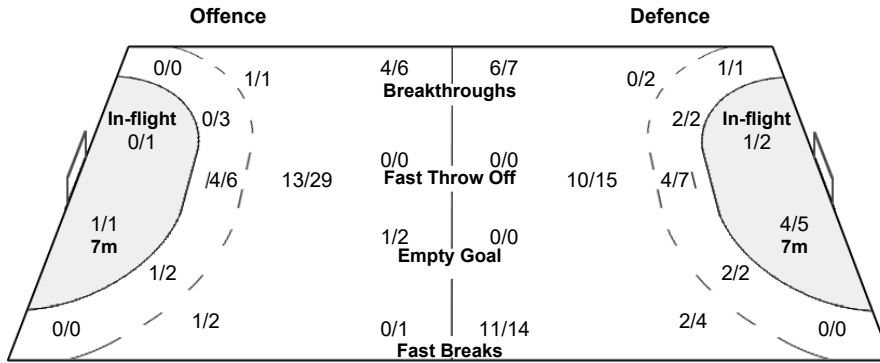

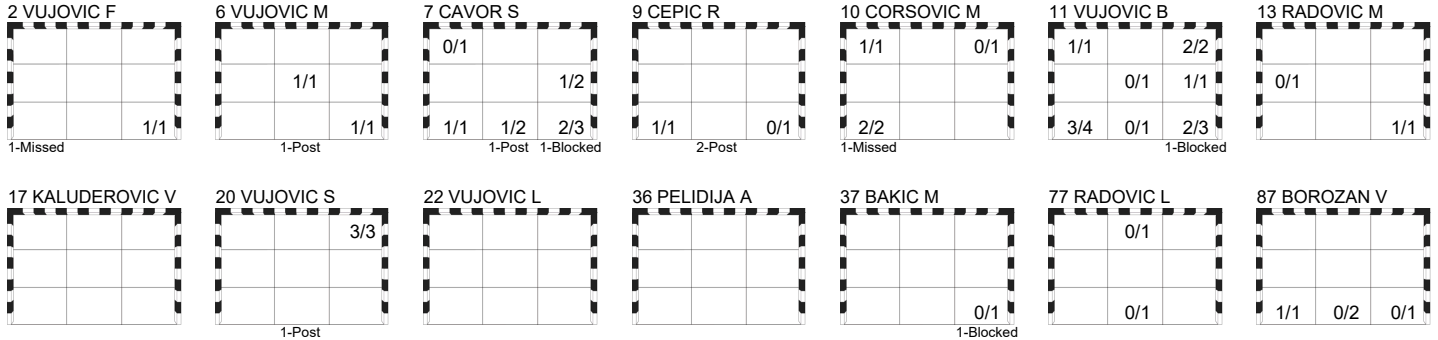
Match No: 23

MNE 26 - 43 SUI
(16 - 22) (10 - 21)

Referees: ALVAREZ Javier (ESP) / BUSTAMANTE Yon (ESP)

MNE - Montenegro

Overview of Shot Distribution



OFFICIAL PARTNERS



EHF PARTNERS



NATIONAL SUPPLIERS



Preliminary Round - Group D

Match Team Statistics

Oslo

Match No: 23

MNE 26 - 43 SUI
(16 - 22) (10 - 21)

Referees: ALVAREZ Javier (ESP) / BUSTAMANTE Yon (ESP)

SUI - Switzerland

Coach: SCHMID Andy

Time outs: 3

| No. | Name | Total | | All Goals / Shots | | | | | | | Punishments | | | | Offence | | | Defence | | | TP | | |
|--------|----------------------|-------|-----|-------------------|-----|------|------|-----|-------|-----|-------------|----|----|----|---------|-----|----|---------|-------|----|----|----|-------|
| | | G/S | % | 7m | 7m% | 6m | Wing | BT | FB | FTO | 9m | EG | YC | RC | 2M | 2+2 | AS | R7 | TO/TF | ST | | BS | P7 |
| 3 | MEISTER Lucas | 1/2 | 50 | | | 1/2 | | | | | | | | | | | 1 | | | | | | 44:54 |
| 4 | RUBIN Lenny | 10/14 | 71 | | | 2/2 | | | 1/1 | | | | | | | 3 | 1 | 1 / 1 | | | | | 35:23 |
| 8 | ZEHNDER Manuel | 3/6 | 50 | | | 0/1 | | | 1/1 | 1/1 | | | | | | 2 | | | | 1 | | | 18:00 |
| 11 | AELLEN Felix | 1/2 | 50 | | | | | | | | | | | | | | 6 | 1 | 2 | | 1 | 1 | 40:04 |
| 13 | KUSIO Michael | | | | | | | | | | | | | | | | | | | | | | |
| 16 | PORTNER Nikola | | | | | | | | | | | | | | | | | | | | | | 21:54 |
| 17 | RÖTHLISBERGER Samuel | 1/1 | 100 | | | 1/1 | | | | | | | | | | 2 | | | | 4 | 1 | | 35:49 |
| 20 | MAROS Luka | 3/6 | 50 | | | | | | 0/1 | 2/3 | | | | | | 3 | 1 | 2 | | 2 | | | 25:13 |
| 21 | STEENAERTS Gino | 8/9 | 89 | | | 2/2 | 1/1 | | | 5/6 | | | | | | 2 | | | | | | | 59:13 |
| 23 | LAUBE Lukas | 2/3 | 67 | | | 2/3 | | | | | | | | | | | | | | 2 | | | 15:06 |
| 28 | SIGRIST Luca | 10/12 | 83 | | | 1/1 | | | 5/5 | 2/2 | | | | | | 4 | 1 | / 1 | | | | | 43:22 |
| 29 | ZEHNDER Samuel | 4/7 | 57 | 4/5 | 80 | 0/1 | | | | 0/1 | | | | | | | | | | 1 | | | 44:18 |
| 30 | WILLECKE Joël | | | | | | | | | | | | | | | | | | | | | | |
| 35 | LEOPOLD Noam | | | | | | | | | | | | | | | | | | | | | | |
| 40 | SERAVALLI Mathieu | | | | | | | | | | | | | | | 1 | | | | | | | 36:23 |
| 44 | BEN ROMDHANE Mehdi | | | | | | | | | | | | | | | | | | | | | | 0:21 |
| Totals | | 43/62 | 69 | 4/5 | 80 | 9/13 | 1/1 | 6/7 | 11/14 | | 12/22 | | | | | 23 | 5 | 5 / 2 | | 9 | 3 | 1 | |

| No. | Name | Total | | All Saves / Shots | | | | | | | | | |
|--------|-------------------|-------|----|-------------------|------|------------|------|-----|--|-----|-----|-------|-----|
| | | S/S | % | 7m | 7m% | Near Shots | | | | FB | FTO | 9m | 9m% |
| | | | | All | All% | 6m | Wing | BT | | | | | |
| 16 | PORTNER Nikola | 5/17 | 29 | 0/1 | 0 | 2/7 | 29 | 0/3 | | 2/4 | | 3/9 | 33 |
| 40 | SERAVALLI Mathieu | 12/25 | 48 | | | 4/8 | 50 | 4/6 | | 0/2 | 1/1 | 7/16 | 44 |
| EG | | 1 | | | | | | | | | | | |
| Totals | | 17/43 | 40 | 0/1 | 0 | 6/15 | 40 | 4/9 | | 2/6 | 1/1 | 10/25 | 40 |

Attacks

| Team | All | | Player Majority | | Player Minority | | Position Attacks | | FB | | Ind. FB | | Team FB | | Att. Dur. (min) | Turnover | | |
|------|--------|----|-----------------|-----|-----------------|---|------------------|----|--------|----|---------|-----|---------|----|-----------------|----------|----|------|
| | G/Att. | % | G/Att. | % | G/Att. | % | G/Att. | % | G/Att. | % | G/Att. | % | G/Att. | % | | All | % | TOFB |
| SUI | 43/66 | 65 | 2/2 | 100 | | | 32/50 | 64 | 11/16 | 69 | 3/3 | 100 | 8/13 | 62 | 0:26 | 7 | 11 | 3 |

Team Shots

| | Goals | Saves | Missed | Post | Blocked | Total | G/S % | Prop % |
|-------------------|-------|-------|--------|------|---------|--------|---------|--------|
| 6m Shots | 9 | 4 | | | | 13 | 69 | 21 |
| Wing Shots | 1 | | | | | 1 | 100 | 2 |
| L R | 1 | | | | | 1 | 100 | 0 2 |
| 9m Shots | 12 | 4 | 3 | 2 | 1 | 22 | 55 | 35 |
| L C R | 2 10 | 1 1 2 | 1 1 | 2 | 1 | 4 15 2 | 50 67 0 | 6 24 3 |
| 7m Penalty Throws | 4 | 1 | | | | 5 | 80 | 8 |
| Fast Breaks | 11 | 2 | | 1 | | 14 | 79 | 23 |
| Breakthroughs | 6 | | 1 | | | 7 | 86 | 11 |
| Fast Throw Offs | | | | | | | | 0 |
| Empty Goals | | | | | | | | 0 |
| Totals | 43 | 11 | 4 | 3 | 1 | 62 | 69 | 100 |

| Legend: | | | |
|-----------|--|--------|--------------------------|
| % | Efficiency | 2M | 2-Minute Suspensions |
| 9m | 9-metre Shots | AS | Assists |
| C | Center | EG | Empty Goal |
| G/S | Goals/Shots | Ind. | Individual |
| R7 | Received 7-metre Fouls | R | Right |
| ST | Steals | TO/TF | Turnover/Technical Fouls |
| Wing | Wing Shots | YC | Yellow Cards |
| 2+2 | 2+2 Minute Suspensions | 6m | 6-metre Shots |
| Att. Dur. | Average Attack Duration | BS | Blocked Shots |
| FB | Fast Breaks | FTO | Fast Throw off |
| L | Left | P7 | Penalty 7-metre Fouls |
| RC | Red Cards (Direct and after 3rd 2-Minute Suspension) | Prop % | Proportion of Shots |
| TOFB | Turnover during Fast Breaks | S/S | Saves/Shots |
| | | TP | Time Played |

OFFICIAL PARTNERS



EHF PARTNERS



NATIONAL SUPPLIERS



Match Team Statistics

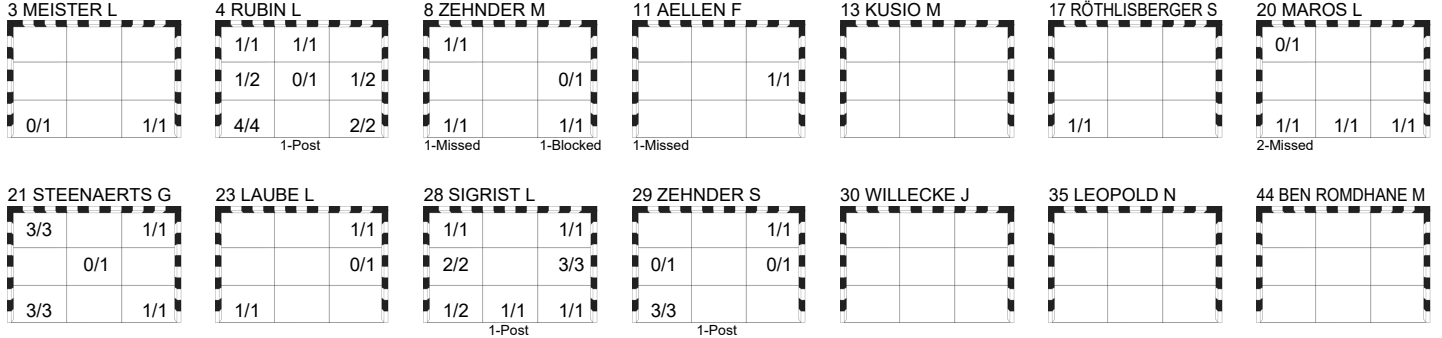
Match No: 23

MNE 26 - 43 SUI
(16 - 22) (10 - 21)

Referees: ALVAREZ Javier (ESP) / BUSTAMANTE Yon (ESP)

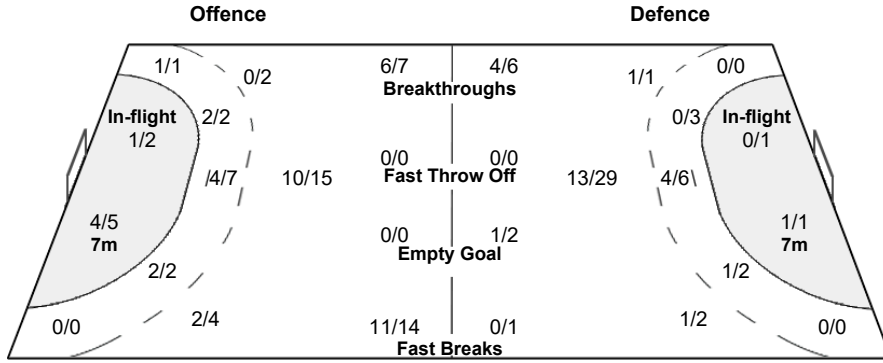
SUI - Switzerland

Overview of Shot Distribution



Team
Goals / Shots

| | | |
|----------|--------|-----------|
| 6/7 | 1/1 | 4/4 |
| 3/5 | 0/2 | 5/9 |
| 15/17 | 2/2 | 7/7 |
| 4-Missed | 3-Post | 1-Blocked |

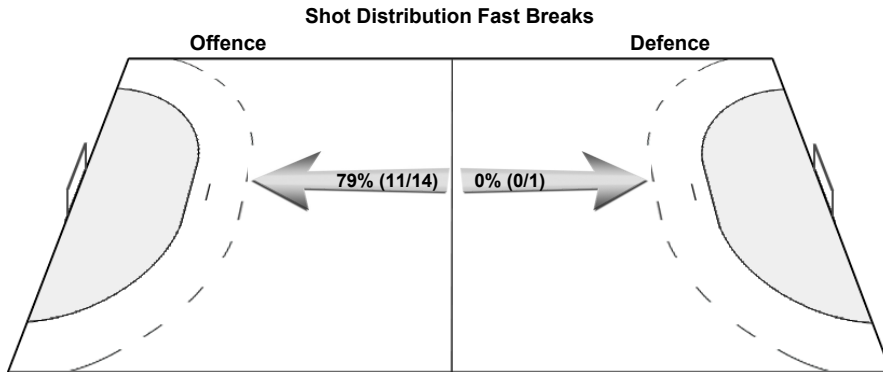


Goalkeepers
Saves / Shots

| | | |
|-----|-----|------|
| 1/3 | 1/1 | 1/6 |
| 1/1 | 1/2 | 1/3 |
| 1/9 | 5/6 | 5/12 |

16 PORTNER N

| | |
|-----|-----|
| 1/2 | 0/2 |
| 1/1 | 0/1 |
| 0/5 | 2/4 |



40 SERAVALLI M

| | | |
|-----|-----|-----|
| 0/1 | 1/1 | 1/4 |
| 1/1 | | 1/2 |
| 1/4 | 4/4 | 3/8 |

OFFICIAL PARTNERS



EHF PARTNERS



NATIONAL SUPPLIERS



Play by Play

Match No: 23

MNE 26 - 43 SUI

(16 - 22) (10 - 21)

Referees: ALVAREZ Javier (ESP) / BUSTAMANTE Yon (ESP)

| | | | | |
|------------|--------------------------------|----------------------------|--------------------------------|-----------------------------|
| MNE | 2 VUJOVIC Filip | 6 VUJOVIC Milos | 7 CAVOR Stefan | A SEVALJEVIC Vasko |
| | 9 CEPIC Radojica | 10 CORSOVIC Miodrag | 11 VUJOVIC Branko | B DINART Didier |
| | 12 SULJEVIC Haris | 13 RADOVIC Mirko | 17 KALUDEROVIC Vasilije | C SIMIC Lazar |
| | 20 VUJOVIC Stevan | 22 VUJOVIC Luka | 36 PELIDIJA Admir | D DAMJANOVIC Andrija |
| | 37 BAKIC Milorad | 77 RADOVIC Luka | 85 MIJUSKOVIC Mile | E BALTIC Maja |
| | 87 BOROZAN Vuko | | | |
| SUI | 3 MEISTER Lucas | 4 RUBIN Lenny | 8 ZEHNDER Manuel | A ZIMMERMANN Thomas |
| | 11 AELLEN Felix | 13 KUSIO Michael | 16 PORTNER Nikola | B SCHMID Andy |
| | 17 RÖTHLISBERGER Samuel | 20 MAROS Luka | 21 STEENAERTS Gino | C CUCKOVIC Milos |
| | 23 LAUBE Lukas | 28 SIGRIST Luca | 29 ZEHNDER Samuel | D BÖHM Fabian |
| | 30 WILLECKE Joël | 35 LEOPOLD Noam | 40 SERAVALLI Mathieu | E KIND Beat |
| | 44 BEN ROMDHANE Mehdi | | | |

1st HALF

| Match Time | MNE - Montenegro | Score | Lead | SUI - Switzerland |
|------------|--|--------|------|--|
| 0:00 | 85 MIJUSKOVIC M Goalkeeper | | | 16 PORTNER N Goalkeeper |
| 0:42 | | 0 - 1 | -1 | 28 SIGRIST L Goal breakthrough bottom left (4 RUBIN L), 94.65 km/h |
| 0:59 | 11 VUJOVIC B Shot centre 9m saved bottom right | | | |
| 1:38 | | | | 4 RUBIN L Shot centre 9m saved middle right |
| 2:22 | 7 CAVOR S Shot centre 9m saved top left | | | |
| 2:34 | | 0 - 2 | -2 | 28 SIGRIST L Goal breakthrough top right (11 AELLEN F), 111.47 km/h |
| 3:10 | 11 VUJOVIC B Goal breakthrough bottom left (7 CAVOR S), 97.12 km/h | 1 - 2 | -1 | |
| 3:23 | 13 RADOVIC M 7m caused | | | 4 RUBIN L 7m received |
| 3:43 | | 1 - 3 | -2 | 29 ZEHNDER S Goal Penalty shot bottom left (4 RUBIN L), 93.20 km/h |
| 4:35 | 7 CAVOR S Goal centre 9m bottom centre, 85.99 km/h | 2 - 3 | -1 | |
| 5:17 | | | | 3 MEISTER L Shot centre 6m saved bottom left |
| 5:27 | 9 CEPIC R Goal left 6m bottom left, 102.80 km/h | 3 - 3 | 0 | |
| 5:41 | | 3 - 4 | -1 | 28 SIGRIST L Goal centre 9m middle right, 110.71 km/h |
| 6:19 | 10 CORSOVIC M Goal centre 6m bottom left (11 VUJOVIC B), 83.44 km/h | 4 - 4 | 0 | |
| 6:32 | | 4 - 5 | -1 | 21 STEENAERTS G Goal right wing top left (28 SIGRIST L), 103.53 km/h |
| 7:05 | 11 VUJOVIC B Shot centre 9m saved middle centre | | | |
| 7:13 | | | | 29 ZEHNDER S Shot fast break post |
| 7:51 | | 4 - 6 | -2 | 4 RUBIN L Goal centre 9m middle right, 117.27 km/h |
| 8:30 | 10 CORSOVIC M Goal centre 6m top left (11 VUJOVIC B), 99.36 km/h | 5 - 6 | -1 | |
| 9:26 | | 5 - 7 | -2 | 4 RUBIN L Goal centre 9m bottom left, 104.81 km/h |
| 10:24 | 9 CEPIC R Shot left 9m post | | | |
| 11:20 | | 5 - 8 | -3 | 4 RUBIN L Goal left 9m middle left, 109.47 km/h |
| 11:29 | 77 RADOVIC L Turnover Fastbreak | | | 17 RÖTHLISBERGER S Steal |
| 11:35 | | 5 - 9 | -4 | 4 RUBIN L Goal fast break top left (17 RÖTHLISBERGER S), 107.35 km/h |
| 11:51 | 9 CEPIC R Shot centre 9m post | | | |
| 12:19 | | 5 - 10 | -5 | 20 MAROS L Goal centre 9m bottom right, 112.58 km/h |
| 12:27 | 87 BOROZAN V Goal centre 9m bottom left | 6 - 10 | -4 | |
| 12:33 | | 6 - 11 | -5 | 21 STEENAERTS G Goal fast break top right (17 RÖTHLISBERGER S), 93.76 km/h |
| 13:02 | 7 CAVOR S Shot breakthrough saved bottom centre | | | |
| 13:13 | | | | 20 MAROS L Shot breakthrough missed |
| 13:26 | 9 CEPIC R Shot breakthrough saved bottom right | | | |
| 13:39 | | | | 17 RÖTHLISBERGER S for 16 PORTNER N Empty goal |
| 13:59 | 11 VUJOVIC B Steal | | | 11 AELLEN F Turnover |
| 14:06 | 6 VUJOVIC M Goal empty goal middle centre (11 VUJOVIC B), 74.33 km/h | 7 - 11 | -4 | |
| 14:14 | | | | 16 PORTNER N for 17 RÖTHLISBERGER S Goalkeeper back |
| 14:34 | | 7 - 12 | -5 | 21 STEENAERTS G Goal right 6m bottom left (11 AELLEN F), 107.90 km/h |
| 14:44 | 12 SULJEVIC H for 85 MIJUSKOVIC M Goalkeeper Substitution | | | |
| 14:44 | Team timeout | | | |

OFFICIAL PARTNERS



EHF PARTNERS



NATIONAL SUPPLIERS



Match No: 23

Play by Play

MNE 26 - 43 SUI

(16 - 22) (10 - 21)

1st HALF

| Match Time | MNE - Montenegro | Score | Lead | SUI - Switzerland |
|------------|---|---------|------|---|
| 15:07 | 11 VUJOVIC B Goal breakthrough bottom left (7 CAVOR S), 94.58 km/h | 8 - 12 | -4 | |
| 15:19 | | | | 44 BEN ROMDHANE M for 16 PORTNER N Empty goal |
| 15:23 | | | | 20 MAROS L Turnover |
| 15:30 | | | | 16 PORTNER N for 21 STEENAERTS G Goalkeeper back |
| 15:51 | 20 VUJOVIC S Shot centre 9m post | | | |
| 15:56 | | | | 20 MAROS L Shot fast break saved top left |
| 16:28 | 6 VUJOVIC M Shot flying throw post | | | |
| 16:52 | 7 CAVOR S 7m caused | | | 28 SIGRIST L 7m received |
| 17:09 | | 8 - 13 | -5 | 29 ZEHNDER S Goal Penalty shot bottom left (28 SIGRIST L), 86.64 km/h |
| 17:40 | 7 CAVOR S Goal centre 9m bottom right, 107.95 km/h | 9 - 13 | -4 | |
| 17:57 | 7 CAVOR S 7m caused | | | 11 AELLEN F 7m received |
| 18:13 | | 9 - 14 | -5 | 29 ZEHNDER S Goal Penalty shot top right (11 AELLEN F), 101.38 km/h |
| 18:47 | 20 VUJOVIC S Goal centre 9m top right, 112.67 km/h | 10 - 14 | -4 | |
| 18:56 | | | | 11 AELLEN F Shot centre 9m missed |
| 19:36 | 20 VUJOVIC S 7m received | | | 11 AELLEN F 7m caused |
| 19:49 | 6 VUJOVIC M Goal Penalty shot bottom right (20 VUJOVIC S), 93.83 km/h | 11 - 14 | -3 | |
| 20:07 | | | | Team timeout |
| 20:07 | | | | 17 RÖTHLISBERGER S for 16 PORTNER N Empty goal |
| 20:27 | | | | 16 PORTNER N for 28 SIGRIST L Goalkeeper back |
| 20:30 | | 11 - 15 | -4 | 17 RÖTHLISBERGER S Goal centre 6m bottom left (11 AELLEN F), 88.45 km/h |
| 20:58 | 7 CAVOR S Goal centre 9m middle right, 97.90 km/h | 12 - 15 | -3 | |
| 22:11 | | 12 - 16 | -4 | 4 RUBIN L Goal centre 9m bottom right, 108.56 km/h |
| 22:47 | 20 VUJOVIC S Goal centre 9m top right, 101.64 km/h | 13 - 16 | -3 | |
| 23:00 | | | | 40 SERAVALLI M for 16 PORTNER N Goalkeeper Substitution |
| 23:00 | | 13 - 17 | -4 | 28 SIGRIST L Goal breakthrough top left, 110.03 km/h |
| 23:34 | 10 CORSOVIC M Technical Fault | | | |
| 24:07 | | | | 4 RUBIN L Shot centre 9m post |
| 24:51 | 7 CAVOR S Goal centre 9m bottom right, 110.98 km/h | 14 - 17 | -3 | |
| 24:58 | | 14 - 18 | -4 | 8 ZEHNDER M Goal centre 9m top left, 113.99 km/h |
| 25:32 | 11 VUJOVIC B Goal centre 9m top right, 131.32 km/h | 15 - 18 | -3 | |
| 26:00 | | 15 - 19 | -4 | 4 RUBIN L Goal centre 9m bottom left, 110.24 km/h |
| 26:36 | 11 VUJOVIC B Shot centre 9m saved bottom left | | | |
| 26:48 | | 15 - 20 | -5 | 28 SIGRIST L Goal breakthrough middle right (8 ZEHNDER M), 96.79 km/h |
| 27:24 | 10 CORSOVIC M Shot centre 6m saved top right | | | |
| 27:30 | | 15 - 21 | -6 | 8 ZEHNDER M Goal individual fast break bottom right, 126.60 km/h |
| 28:11 | 13 RADOVIC M Technical Fault | | | |
| 28:51 | | | | 28 SIGRIST L Shot right 9m saved bottom left |
| 29:01 | 7 CAVOR S Turnover | | | 8 ZEHNDER M Steal |
| 29:08 | | 15 - 22 | -7 | 21 STEENAERTS G Goal fast break bottom right (40 SERAVALLI M), 92.93 km/h |
| 29:36 | 20 VUJOVIC S Goal centre 9m top right, 98.43 km/h | 16 - 22 | -6 | |
| 30:00 | | | | 8 ZEHNDER M Shot direct free throw missed |

2nd HALF

| Match Time | MNE - Montenegro | Score | Lead | SUI - Switzerland |
|------------|---|-------|------|--|
| 30:00 | 12 SULJEVIC H Goalkeeper | | | 40 SERAVALLI M Goalkeeper |
| 30:32 | 11 VUJOVIC B Shot centre 9m saved bottom centre | | | |
| 30:48 | 2 VUJOVIC F 7m caused | | | 3 MEISTER L 7m received |
| 30:55 | 85 MIJUSKOVIC M for 12 SULJEVIC H Goalkeeper Substitution | | | |
| 31:15 | | | | 29 ZEHNDER S Penalty shot saved middle right |
| 31:28 | 9 CEPIC R Turnover | | | 17 RÖTHLISBERGER S Steal |

OFFICIAL PARTNERS



EHF PARTNERS



NATIONAL SUPPLIERS



Play by Play

Match No: 23

MNE 26 - 43 SUI

(16 - 22) (10 - 21)

2nd HALF

| Match Time | MNE - Montenegro | Score | Lead | SUI - Switzerland |
|------------|-----------------------------------|---------|------|--|
| 31:39 | | 16 - 23 | -7 | 28 SIGRIST L Goal individual fast break middle left, 114.89 km/h |
| 31:48 | 12 SULJEVIC H for 85 MIJUSKOVIC M | | | Goalkeeper Substitution |
| 32:13 | 87 BOROZAN V | | | Shot centre 9m saved bottom centre |
| 32:21 | | 16 - 24 | -8 | 21 STEENAERTS G Goal fast break top left (28 SIGRIST L), 101.17 km/h |
| 33:04 | 87 BOROZAN V | | | Shot centre 9m saved bottom centre |
| 33:16 | | | | 28 SIGRIST L Shot centre 9m post |
| 33:16 | | | | Video Replay (Goal review) No Goal |
| 33:30 | | 16 - 25 | -9 | 3 MEISTER L Goal centre 6m bottom right (4 RUBIN L), 90.35 km/h |
| 33:55 | 13 RADOVIC M | | | Technical Fault |
| 34:43 | 87 BOROZAN V | | | 2-minutes suspension |
| 34:58 | | 16 - 26 | -10 | 21 STEENAERTS G Goal right 6m top left (28 SIGRIST L), 104.69 km/h |
| 35:10 | 20 VUJOVIC S for 12 SULJEVIC H | | | Empty goal |
| 35:44 | 12 SULJEVIC H for 13 RADOVIC M | | | Goalkeeper back |
| 35:44 | 2 VUJOVIC F | | | Shot left 6m missed |
| 36:29 | | 16 - 27 | -11 | 4 RUBIN L Goal left 9m bottom right, 112.57 km/h |
| 36:40 | 13 RADOVIC M for 12 SULJEVIC H | | | Empty goal |
| 36:47 | 12 SULJEVIC H for 87 BOROZAN V | | | Goalkeeper back |
| 37:00 | 20 VUJOVIC S | | | Turnover |
| 37:06 | | | | 11 AELLEN F Steal |
| 37:22 | | | | 21 STEENAERTS G Shot fast break saved middle centre |
| 37:22 | | | | Team timeout |
| 37:45 | 2 VUJOVIC F | | | Technical Fault |
| 38:16 | | 16 - 28 | -12 | 4 RUBIN L Goal centre 9m bottom left, 85.32 km/h |
| 38:29 | 13 RADOVIC M | | | Shot right 6m saved middle left |
| 39:09 | | 16 - 29 | -13 | 11 AELLEN F Goal centre 9m middle right, 115.06 km/h |
| 39:50 | 11 VUJOVIC B | 17 - 29 | -12 | Goal right 9m bottom left, 106.67 km/h |
| 39:58 | | | | 28 SIGRIST L Technical Fault (FB) |
| 40:25 | 87 BOROZAN V | | | Turnover |
| 40:32 | | 17 - 30 | -13 | 20 MAROS L Steal |
| 40:32 | | | | 21 STEENAERTS G Goal fast break bottom left (20 MAROS L), 86.46 km/h |
| 40:40 | 87 BOROZAN V | | | Shot centre 9m saved bottom right |
| 40:46 | 13 RADOVIC M | | | Goal centre 6m bottom right, 48.03 km/h |
| 41:16 | | 18 - 30 | -12 | |
| 41:16 | | 18 - 31 | -13 | 28 SIGRIST L Goal breakthrough bottom centre, 85.91 km/h |
| 41:31 | 10 CORSOVIC M | | | Goal centre 6m bottom left (87 BOROZAN V), 66.39 km/h |
| 41:31 | | 19 - 31 | -12 | |
| 41:41 | | | | 11 AELLEN F Turnover |
| 42:07 | 10 CORSOVIC M | | | Shot centre 6m missed |
| 42:15 | | | | 20 MAROS L Shot left 9m missed |
| 42:27 | 77 RADOVIC L | | | Shot right 6m saved bottom centre |
| 42:29 | | | | Team timeout |
| 42:46 | | 19 - 32 | -13 | 4 RUBIN L Goal left 6m top centre, 96.29 km/h |
| 43:03 | 2 VUJOVIC F | | | Goal left 9m bottom right (7 CAVOR S), 107.50 km/h |
| 43:03 | | 20 - 32 | -12 | |
| 43:28 | | | | 4 RUBIN L Turnover Fastbreak |
| 43:37 | 7 CAVOR S | | | Turnover |
| 43:37 | | | | 29 ZEHNDER S Steal |
| 43:46 | | 20 - 33 | -13 | 28 SIGRIST L Goal fast break middle right (11 AELLEN F), 107.16 km/h |
| 44:20 | 37 BAKIC M | | | Technical Fault |
| 44:30 | 2 VUJOVIC F | | | 7m caused |
| 44:30 | | | | 20 MAROS L 7m received |
| 44:35 | 85 MIJUSKOVIC M for 12 SULJEVIC H | | | Goalkeeper Substitution |
| 44:50 | | 20 - 34 | -14 | 29 ZEHNDER S Goal Penalty shot bottom left (20 MAROS L), 97.90 km/h |
| 45:36 | 11 VUJOVIC B | | | Goal centre 9m top left, 106.96 km/h |
| 45:36 | | 21 - 34 | -13 | |
| 46:05 | | 21 - 35 | -14 | 23 LAUBE L Goal centre 6m bottom left (11 AELLEN F), 83.19 km/h |
| 46:17 | 11 VUJOVIC B | | | Goal breakthrough middle right, 101.20 km/h |
| 46:17 | | 22 - 35 | -13 | |
| 47:00 | | 22 - 36 | -14 | 4 RUBIN L Goal centre 6m bottom left, 95.67 km/h |
| 47:09 | 7 CAVOR S | | | Shot fast break saved middle right |
| 47:09 | | 22 - 37 | -15 | |
| 48:01 | | | | 8 ZEHNDER M Goal breakthrough bottom left, 100.08 km/h |

OFFICIAL PARTNERS



EHF PARTNERS



NATIONAL SUPPLIERS



Play by Play

Match No: 23

MNE 26 - 43 SUI

(16 - 22) (10 - 21)

2nd HALF

| Match Time | MNE - Montenegro | Score | Lead | SUI - Switzerland |
|------------|--|-------|---------|--|
| 48:32 | 11 VUJOVIC B Goal centre 9m bottom right, 99.32 km/h | 23 | -37 -14 | |
| 49:07 | 37 BAKIC M Block | | | 8 ZEHNDER M Shot centre 9m blocked |
| 49:31 | | | | 4 RUBIN L Technical Fault |
| 50:04 | 7 CAVOR S Shot centre 9m blocked | | | 23 LAUBE L Block |
| 50:22 | 11 VUJOVIC B Goal centre 9m bottom right, 116.98 km/h | 24 | -37 -13 | |
| 51:14 | | 24 | -38 -14 | |
| 51:45 | 37 BAKIC M Shot centre 9m saved bottom right | | | 28 SIGRIST L Goal centre 9m middle left, 111.89 km/h |
| 52:03 | | | | 17 RÖTHLISBERGER S for 40 SERAVALLI M Empty goal |
| 52:13 | | | | 40 SERAVALLI M for 8 ZEHNDER M Goalkeeper back |
| 52:14 | | | | 29 ZEHNDER S Shot flying throw saved middle left |
| 52:30 | 11 VUJOVIC B Goal centre 9m top right, 99.55 km/h | 25 | -38 -13 | |
| 53:14 | | | | 23 LAUBE L Shot centre 6m saved middle right |
| 53:21 | | 25 | -39 -14 | 28 SIGRIST L Goal flying throw bottom right (21 STEENAERTS G), 113.85 km/h |
| 53:52 | 7 CAVOR S Turnover | | | 17 RÖTHLISBERGER S Steal |
| 54:04 | | | | 20 MAROS L Turnover Fastbreak |
| 54:23 | 77 RADOVIC L Shot right 6m saved top centre | | | |
| 54:31 | | | | 17 RÖTHLISBERGER S for 40 SERAVALLI M Empty goal |
| 54:42 | | | | 4 RUBIN L Shot left 9m saved middle left |
| 54:44 | 85 MIJUSKOVIC M Shot empty goal missed | | | |
| 54:44 | | | | 40 SERAVALLI M for 8 ZEHNDER M Goalkeeper back |
| 55:13 | | 25 | -40 -15 | 23 LAUBE L Goal left 6m top right (8 ZEHNDER M), 89.54 km/h |
| 55:30 | 11 VUJOVIC B Shot centre 9m blocked | | | 17 RÖTHLISBERGER S Block |
| 55:51 | 37 BAKIC M Turnover | | | 20 MAROS L Steal |
| 55:57 | | 25 | -41 -16 | 21 STEENAERTS G Goal fast break bottom left (20 MAROS L), 94.23 km/h |
| 56:31 | 7 CAVOR S Turnover | | | 17 RÖTHLISBERGER S Steal |
| 56:40 | | 25 | -42 -17 | 20 MAROS L Goal fast break bottom left (21 STEENAERTS G), 103.15 km/h |
| 57:19 | 7 CAVOR S Shot centre 9m saved bottom right | | | |
| 57:46 | | | | 8 ZEHNDER M Shot centre 6m saved middle right |
| 58:21 | 37 BAKIC M Shot centre 9m blocked | | | 23 LAUBE L Block |
| 58:26 | | 25 | -43 -18 | 20 MAROS L Goal individual fast break bottom centre, 49.11 km/h |
| 58:54 | 7 CAVOR S Shot centre 9m post | | | |
| 59:08 | | | | Team timeout |
| 59:08 | | | | 17 RÖTHLISBERGER S for 40 SERAVALLI M Empty goal |
| 59:22 | | | | 40 SERAVALLI M for 17 RÖTHLISBERGER S Goalkeeper back |
| 59:40 | | | | 4 RUBIN L Shot right 9m saved middle centre |
| 59:52 | 7 CAVOR S Goal breakthrough bottom left (9 CEPIC R), 100.23 km/h | 26 | -43 -17 | |

OFFICIAL PARTNERS



EHF PARTNERS



NATIONAL SUPPLIERS



Empty Goal Analysis

Oslo

Match No: 23

MNE 26 - 43 SUI
(16 - 22) (10 - 21)

Referees: ALVAREZ Javier (ESP) / BUSTAMANTE Yon (ESP)

ATTACKS DURING OWN EMPTY GOAL SITUATION

| Players on Court | Attacks | | Goals | | Saves | | Missed | | Blocked | | Post | | Turnovers | | Scoring Efficiency | | Goals Against | | |
|------------------|----------|----------|-------|----------|-------|----------|----------|-----|---------|-----|------|-----|-----------|-----|--------------------|-----|---------------|-----|----------|
| | MNE | SUI | MNE | SUI | MNE | SUI | MNE | SUI | MNE | SUI | MNE | SUI | MNE | SUI | MNE | SUI | MNE | SUI | |
| 7 Against 6 | | 5 | | 1 | | 2 | | | | | | | 2 | | 20 | | | | 1 |
| 6 Against 6 | 1 | | | | | | 1 | | | | | | | | 0 | | | | |
| Others | | | | | | | | | | | | | | | | | | | |
| Total: | 1 | 5 | | 1 | | 2 | 1 | | | | | | 2 | | 0 | | 20 | | 1 |

GOALS/ATTACKS DURING OWN EMPTY GOAL SITUATION - ANALYSIS OF OCCURRENCE (in 5 min intervals)

| Players on Court | 1st Half | | | | | | | | | | | | |
|------------------|----------|-----|------|-----|-------|------------|-------|------------|-------|-----|------------|-----|--|
| | 0-5 | | 5-10 | | 10-15 | | 15-20 | | 20-25 | | 25-30 | | |
| | MNE | SUI | MNE | SUI | MNE | SUI | MNE | SUI | MNE | SUI | MNE | SUI | |
| 7 Against 6 | | | | | | 0/1 | | 0/1 | | | 1/1 | | |
| 6 Against 6 | | | | | | | | | | | | | |
| Others | | | | | | | | | | | | | |
| Total: | | | | | | 0/1 | | 0/1 | | | 1/1 | | |

| Players on Court | 2nd Half | | | | | | | | | | | |
|------------------|----------|-----|------------|-----|-------|-----|-------|-----|-------|------------|-------|-----|
| | 30-35 | | 35-40 | | 40-45 | | 45-50 | | 50-55 | | 55-60 | |
| | MNE | SUI | MNE | SUI | MNE | SUI | MNE | SUI | MNE | SUI | MNE | SUI |
| 7 Against 6 | | | | | | | | | | 0/2 | | |
| 6 Against 6 | | | 0/1 | | | | | | | | | |
| Others | | | | | | | | | | | | |
| Total: | | | 0/1 | | | | | | | 0/2 | | |

GOALS/ATTACKS DURING OWN EMPTY GOAL SITUATION - ANALYSIS BY DURATION

| Team | <15 sec. | 15-30 sec. | 30-45 sec. | 45-60 sec. | >60 sec. |
|------|----------|------------|------------|------------|----------|
| MNE | | | 0/1 | | |
| SUI | 0/3 | 1/2 | | | |

SUBSTITUTION SUMMARY

| Players | MNE | SUI |
|-------------------------------|-----------|------------|
| Goalkeeper <-> Goalkeeper | 4 | 1 |
| Court Player <-> Goalkeeper | 4 | 12 |
| Court Player <-> Court Player | 43 | 148 |
| Total: | 51 | 161 |

OFFICIAL PARTNERS



EHF PARTNERS



NATIONAL SUPPLIERS



Line-Up Analysis

MNE 26 - 43 SUI

MNE - Montenegro

| Lineup efficiency | | | | | | | | Time Played | GF | GA |
|-------------------|---------------|---------------|---------------|---------------|-----------------|-----------------|-------|-------------|----|----|
| 2 VUJOVIC F | 7 CAVOR S | 11 VUJOVIC B | 36 PELIDIJA A | 37 BAKIC M | 77 RADOVIC L | 85 MIJUSKOVIC M | 11:35 | 5 | 8 | |
| 6 VUJOVIC M | 7 CAVOR S | 9 CEPIC R | 10 CORSOVIC M | 11 VUJOVIC B | 13 RADOVIC M | 85 MIJUSKOVIC M | 7:28 | 4 | 5 | |
| 6 VUJOVIC M | 7 CAVOR S | 9 CEPIC R | 10 CORSOVIC M | 77 RADOVIC L | 85 MIJUSKOVIC M | 87 BOROZAN V | 4:30 | 2 | 6 | |
| 6 VUJOVIC M | 7 CAVOR S | 10 CORSOVIC M | 11 VUJOVIC B | 12 SULJEVIC H | 13 RADOVIC M | 20 VUJOVIC S | 4:23 | 4 | 1 | |
| 2 VUJOVIC F | 9 CEPIC R | 10 CORSOVIC M | 11 VUJOVIC B | 12 SULJEVIC H | 13 RADOVIC M | 87 BOROZAN V | 4:17 | 0 | 3 | |
| 2 VUJOVIC F | 7 CAVOR S | 9 CEPIC R | 36 PELIDIJA A | 37 BAKIC M | 77 RADOVIC L | 85 MIJUSKOVIC M | 3:50 | 1 | 2 | |
| 6 VUJOVIC M | 7 CAVOR S | 10 CORSOVIC M | 12 SULJEVIC H | 13 RADOVIC M | 20 VUJOVIC S | 87 BOROZAN V | 3:29 | 1 | 6 | |
| 6 VUJOVIC M | 7 CAVOR S | 12 SULJEVIC H | 13 RADOVIC M | 20 VUJOVIC S | 36 PELIDIJA A | 87 BOROZAN V | 3:11 | 0 | 3 | |
| 2 VUJOVIC F | 10 CORSOVIC M | 11 VUJOVIC B | 12 SULJEVIC H | 13 RADOVIC M | 20 VUJOVIC S | 87 BOROZAN V | 2:47 | 1 | 2 | |
| 6 VUJOVIC M | 7 CAVOR S | 9 CEPIC R | 10 CORSOVIC M | 11 VUJOVIC B | 77 RADOVIC L | 85 MIJUSKOVIC M | 2:46 | 1 | 1 | |
| 6 VUJOVIC M | 7 CAVOR S | 11 VUJOVIC B | 12 SULJEVIC H | 13 RADOVIC M | 20 VUJOVIC S | 36 PELIDIJA A | 2:34 | 3 | 0 | |
| 2 VUJOVIC F | 7 CAVOR S | 11 VUJOVIC B | 12 SULJEVIC H | 36 PELIDIJA A | 37 BAKIC M | 77 RADOVIC L | 2:06 | 1 | 2 | |
| 2 VUJOVIC F | 10 CORSOVIC M | 11 VUJOVIC B | 12 SULJEVIC H | 13 RADOVIC M | 37 BAKIC M | 87 BOROZAN V | 1:36 | 2 | 2 | |
| 6 VUJOVIC M | 7 CAVOR S | 10 CORSOVIC M | 11 VUJOVIC B | 12 SULJEVIC H | 20 VUJOVIC S | 36 PELIDIJA A | 1:29 | 1 | 0 | |
| 2 VUJOVIC F | 9 CEPIC R | 10 CORSOVIC M | 11 VUJOVIC B | 12 SULJEVIC H | 13 RADOVIC M | 87 BOROZAN V | 0:56 | 0 | 1 | |
| 2 VUJOVIC F | 9 CEPIC R | 10 CORSOVIC M | 11 VUJOVIC B | 13 RADOVIC M | 85 MIJUSKOVIC M | 87 BOROZAN V | 0:53 | 0 | 1 | |
| 2 VUJOVIC F | 10 CORSOVIC M | 11 VUJOVIC B | 12 SULJEVIC H | 37 BAKIC M | 77 RADOVIC L | 87 BOROZAN V | 0:44 | 0 | 0 | |
| 2 VUJOVIC F | 9 CEPIC R | 10 CORSOVIC M | 11 VUJOVIC B | 13 RADOVIC M | 20 VUJOVIC S | 87 BOROZAN V | 0:41 | 0 | 0 | |
| 2 VUJOVIC F | 9 CEPIC R | 10 CORSOVIC M | 11 VUJOVIC B | 12 SULJEVIC H | 13 RADOVIC M | 20 VUJOVIC S | 0:35 | 0 | 0 | |
| 6 VUJOVIC M | 7 CAVOR S | 9 CEPIC R | 10 CORSOVIC M | 11 VUJOVIC B | 12 SULJEVIC H | 36 PELIDIJA A | 0:10 | 0 | 0 | |

| Score development | | | | | | | | Time Played | G Diff. |
|-------------------|---------------|---------------|---------------|---------------|-----------------|-----------------|-------|-------------|---------|
| 6 VUJOVIC M | 7 CAVOR S | 11 VUJOVIC B | 12 SULJEVIC H | 13 RADOVIC M | 20 VUJOVIC S | 36 PELIDIJA A | 2:34 | +3 | |
| 6 VUJOVIC M | 7 CAVOR S | 10 CORSOVIC M | 11 VUJOVIC B | 12 SULJEVIC H | 13 RADOVIC M | 20 VUJOVIC S | 4:23 | +3 | |
| 6 VUJOVIC M | 7 CAVOR S | 10 CORSOVIC M | 11 VUJOVIC B | 12 SULJEVIC H | 20 VUJOVIC S | 36 PELIDIJA A | 1:29 | +1 | |
| 6 VUJOVIC M | 7 CAVOR S | 9 CEPIC R | 10 CORSOVIC M | 11 VUJOVIC B | 12 SULJEVIC H | 36 PELIDIJA A | 0:10 | 0 | |
| 2 VUJOVIC F | 9 CEPIC R | 10 CORSOVIC M | 11 VUJOVIC B | 12 SULJEVIC H | 13 RADOVIC M | 20 VUJOVIC S | 0:35 | 0 | |
| 2 VUJOVIC F | 9 CEPIC R | 10 CORSOVIC M | 11 VUJOVIC B | 13 RADOVIC M | 20 VUJOVIC S | 87 BOROZAN V | 0:41 | 0 | |
| 2 VUJOVIC F | 10 CORSOVIC M | 11 VUJOVIC B | 12 SULJEVIC H | 37 BAKIC M | 77 RADOVIC L | 87 BOROZAN V | 0:44 | 0 | |
| 2 VUJOVIC F | 10 CORSOVIC M | 11 VUJOVIC B | 12 SULJEVIC H | 13 RADOVIC M | 37 BAKIC M | 87 BOROZAN V | 1:36 | 0 | |
| 6 VUJOVIC M | 7 CAVOR S | 9 CEPIC R | 10 CORSOVIC M | 11 VUJOVIC B | 77 RADOVIC L | 85 MIJUSKOVIC M | 2:46 | 0 | |
| 2 VUJOVIC F | 9 CEPIC R | 10 CORSOVIC M | 11 VUJOVIC B | 13 RADOVIC M | 85 MIJUSKOVIC M | 87 BOROZAN V | 0:53 | -1 | |
| 2 VUJOVIC F | 9 CEPIC R | 10 CORSOVIC M | 11 VUJOVIC B | 12 SULJEVIC H | 20 VUJOVIC S | 87 BOROZAN V | 0:56 | -1 | |
| 2 VUJOVIC F | 7 CAVOR S | 11 VUJOVIC B | 12 SULJEVIC H | 36 PELIDIJA A | 37 BAKIC M | 77 RADOVIC L | 2:06 | -1 | |
| 2 VUJOVIC F | 10 CORSOVIC M | 11 VUJOVIC B | 12 SULJEVIC H | 13 RADOVIC M | 20 VUJOVIC S | 87 BOROZAN V | 2:47 | -1 | |
| 2 VUJOVIC F | 7 CAVOR S | 9 CEPIC R | 36 PELIDIJA A | 37 BAKIC M | 77 RADOVIC L | 85 MIJUSKOVIC M | 3:50 | -1 | |
| 6 VUJOVIC M | 7 CAVOR S | 9 CEPIC R | 10 CORSOVIC M | 11 VUJOVIC B | 13 RADOVIC M | 85 MIJUSKOVIC M | 7:28 | -1 | |
| 6 VUJOVIC M | 7 CAVOR S | 12 SULJEVIC H | 13 RADOVIC M | 20 VUJOVIC S | 36 PELIDIJA A | 87 BOROZAN V | 3:11 | -3 | |
| 2 VUJOVIC F | 9 CEPIC R | 10 CORSOVIC M | 11 VUJOVIC B | 12 SULJEVIC H | 13 RADOVIC M | 87 BOROZAN V | 4:17 | -3 | |
| 2 VUJOVIC F | 7 CAVOR S | 11 VUJOVIC B | 36 PELIDIJA A | 37 BAKIC M | 77 RADOVIC L | 85 MIJUSKOVIC M | 11:35 | -3 | |
| 6 VUJOVIC M | 7 CAVOR S | 9 CEPIC R | 10 CORSOVIC M | 77 RADOVIC L | 85 MIJUSKOVIC M | 87 BOROZAN V | 4:30 | -4 | |
| 6 VUJOVIC M | 7 CAVOR S | 10 CORSOVIC M | 12 SULJEVIC H | 13 RADOVIC M | 20 VUJOVIC S | 87 BOROZAN V | 3:29 | -5 | |

| Empty Goal | | | | | | | | Time Played | GF | GA |
|-------------|-----------|---------------|--------------|--------------|--------------|--------------|------|-------------|----|----|
| 2 VUJOVIC F | 9 CEPIC R | 10 CORSOVIC M | 11 VUJOVIC B | 13 RADOVIC M | 20 VUJOVIC S | 87 BOROZAN V | 0:41 | 0 | 0 | |

OFFICIAL PARTNERS



EHF PARTNERS



NATIONAL SUPPLIERS



Preliminary Round - Group D

Line-Up Analysis

Oslo

Match No: 23

Attendance: 2.579

MNE 26 - 43 SUI

SUI - Switzerland

| Lineup efficiency | | | | | | | | Time Played | GF | GA |
|--------------------|--------------------|--------------------|--------------------|--------------------|-----------------|-------------------|------|-------------|----|----|
| 3 MEISTER L | 4 RUBIN L | 11 AELLEN F | 16 PORTNER N | 17 RÖTHLISBERGER S | 21 STEENAERTS G | 29 ZEHNDER S | 8:39 | 3 | 8 | |
| 3 MEISTER L | 11 AELLEN F | 17 RÖTHLISBERGER S | 20 MAROS L | 21 STEENAERTS G | 28 SIGRIST L | 40 SERAVALLI M | 7:33 | 3 | 3 | |
| 3 MEISTER L | 4 RUBIN L | 11 AELLEN F | 16 PORTNER N | 21 STEENAERTS G | 28 SIGRIST L | 29 ZEHNDER S | 6:54 | 8 | 0 | |
| 8 ZEHNDER M | 17 RÖTHLISBERGER S | 20 MAROS L | 21 STEENAERTS G | 23 LAUBE L | 28 SIGRIST L | 40 SERAVALLI M | 5:50 | 3 | 2 | |
| 3 MEISTER L | 4 RUBIN L | 11 AELLEN F | 21 STEENAERTS G | 28 SIGRIST L | 29 ZEHNDER S | 40 SERAVALLI M | 4:06 | 9 | 0 | |
| 3 MEISTER L | 4 RUBIN L | 8 ZEHNDER M | 17 RÖTHLISBERGER S | 21 STEENAERTS G | 29 ZEHNDER S | 40 SERAVALLI M | 3:54 | 2 | 3 | |
| 4 RUBIN L | 8 ZEHNDER M | 21 STEENAERTS G | 23 LAUBE L | 28 SIGRIST L | 29 ZEHNDER S | 40 SERAVALLI M | 3:44 | 4 | 0 | |
| 3 MEISTER L | 11 AELLEN F | 16 PORTNER N | 17 RÖTHLISBERGER S | 20 MAROS L | 21 STEENAERTS G | 29 ZEHNDER S | 3:32 | 3 | 3 | |
| 3 MEISTER L | 11 AELLEN F | 20 MAROS L | 21 STEENAERTS G | 28 SIGRIST L | 29 ZEHNDER S | 40 SERAVALLI M | 2:33 | 1 | 1 | |
| 3 MEISTER L | 4 RUBIN L | 8 ZEHNDER M | 21 STEENAERTS G | 28 SIGRIST L | 29 ZEHNDER S | 40 SERAVALLI M | 2:15 | 3 | 0 | |
| 3 MEISTER L | 11 AELLEN F | 16 PORTNER N | 20 MAROS L | 21 STEENAERTS G | 28 SIGRIST L | 29 ZEHNDER S | 1:49 | 2 | 0 | |
| 4 RUBIN L | 11 AELLEN F | 21 STEENAERTS G | 23 LAUBE L | 28 SIGRIST L | 29 ZEHNDER S | 40 SERAVALLI M | 1:11 | 2 | 0 | |
| 4 RUBIN L | 8 ZEHNDER M | 17 RÖTHLISBERGER S | 21 STEENAERTS G | 23 LAUBE L | 28 SIGRIST L | 40 SERAVALLI M | 1:02 | 0 | 2 | |
| 11 AELLEN F | 17 RÖTHLISBERGER S | 20 MAROS L | 21 STEENAERTS G | 23 LAUBE L | 28 SIGRIST L | 40 SERAVALLI M | 0:42 | 0 | 2 | |
| 3 MEISTER L | 4 RUBIN L | 11 AELLEN F | 16 PORTNER N | 17 RÖTHLISBERGER S | 28 SIGRIST L | 29 ZEHNDER S | 0:37 | 0 | 1 | |
| 4 RUBIN L | 8 ZEHNDER M | 17 RÖTHLISBERGER S | 21 STEENAERTS G | 23 LAUBE L | 28 SIGRIST L | 29 ZEHNDER S | 0:37 | 0 | 0 | |
| 8 ZEHNDER M | 20 MAROS L | 21 STEENAERTS G | 23 LAUBE L | 28 SIGRIST L | 29 ZEHNDER S | 40 SERAVALLI M | 0:36 | 0 | 0 | |
| 3 MEISTER L | 11 AELLEN F | 17 RÖTHLISBERGER S | 20 MAROS L | 21 STEENAERTS G | 28 SIGRIST L | 29 ZEHNDER S | 0:35 | 0 | 1 | |
| 11 AELLEN F | 20 MAROS L | 21 STEENAERTS G | 23 LAUBE L | 28 SIGRIST L | 29 ZEHNDER S | 40 SERAVALLI M | 0:31 | 0 | 0 | |
| 3 MEISTER L | 4 RUBIN L | 11 AELLEN F | 17 RÖTHLISBERGER S | 21 STEENAERTS G | 29 ZEHNDER S | 40 SERAVALLI M | 0:28 | 0 | 0 | |
| 4 RUBIN L | 17 RÖTHLISBERGER S | 21 STEENAERTS G | 23 LAUBE L | 28 SIGRIST L | 29 ZEHNDER S | 40 SERAVALLI M | 0:24 | 0 | 0 | |
| 3 MEISTER L | 4 RUBIN L | 11 AELLEN F | 17 RÖTHLISBERGER S | 21 STEENAERTS G | 28 SIGRIST L | 29 ZEHNDER S | 0:20 | 0 | 0 | |
| 3 MEISTER L | 4 RUBIN L | 17 RÖTHLISBERGER S | 21 STEENAERTS G | 28 SIGRIST L | 29 ZEHNDER S | 40 SERAVALLI M | 0:19 | 0 | 0 | |
| 17 RÖTHLISBERGER S | 20 MAROS L | 21 STEENAERTS G | 23 LAUBE L | 28 SIGRIST L | 29 ZEHNDER S | 40 SERAVALLI M | 0:15 | 0 | 0 | |
| 3 MEISTER L | 4 RUBIN L | 20 MAROS L | 21 STEENAERTS G | 28 SIGRIST L | 29 ZEHNDER S | 40 SERAVALLI M | 0:14 | 0 | 0 | |
| 3 MEISTER L | 4 RUBIN L | 11 AELLEN F | 17 RÖTHLISBERGER S | 21 STEENAERTS G | 28 SIGRIST L | 40 SERAVALLI M | 0:13 | 0 | 0 | |
| 4 RUBIN L | 17 RÖTHLISBERGER S | 20 MAROS L | 21 STEENAERTS G | 23 LAUBE L | 28 SIGRIST L | 40 SERAVALLI M | 0:12 | 0 | 0 | |
| 3 MEISTER L | 11 AELLEN F | 20 MAROS L | 21 STEENAERTS G | 28 SIGRIST L | 29 ZEHNDER S | 44 BEN ROMDHANE M | 0:11 | 0 | 0 | |
| 3 MEISTER L | 17 RÖTHLISBERGER S | 20 MAROS L | 21 STEENAERTS G | 28 SIGRIST L | 29 ZEHNDER S | 40 SERAVALLI M | 0:11 | 0 | 0 | |
| 3 MEISTER L | 16 PORTNER N | 17 RÖTHLISBERGER S | 20 MAROS L | 21 STEENAERTS G | 28 SIGRIST L | 29 ZEHNDER S | 0:09 | 0 | 0 | |
| 3 MEISTER L | 4 RUBIN L | 17 RÖTHLISBERGER S | 20 MAROS L | 21 STEENAERTS G | 28 SIGRIST L | 40 SERAVALLI M | 0:08 | 0 | 0 | |
| 3 MEISTER L | 11 AELLEN F | 16 PORTNER N | 20 MAROS L | 28 SIGRIST L | 29 ZEHNDER S | 44 BEN ROMDHANE M | 0:05 | 0 | 0 | |
| 3 MEISTER L | 11 AELLEN F | 16 PORTNER N | 17 RÖTHLISBERGER S | 20 MAROS L | 29 ZEHNDER S | 44 BEN ROMDHANE M | 0:05 | 0 | 0 | |
| 3 MEISTER L | 4 RUBIN L | 16 PORTNER N | 17 RÖTHLISBERGER S | 21 STEENAERTS G | 28 SIGRIST L | 29 ZEHNDER S | 0:04 | 0 | 0 | |
| 4 RUBIN L | 8 ZEHNDER M | 20 MAROS L | 21 STEENAERTS G | 23 LAUBE L | 28 SIGRIST L | 40 SERAVALLI M | 0:02 | 0 | 0 | |

| Score development | | | | | | | | Time Played | G Diff. |
|-------------------|--------------------|--------------------|--------------------|-----------------|--------------|-------------------|------|-------------|---------|
| 3 MEISTER L | 4 RUBIN L | 11 AELLEN F | 21 STEENAERTS G | 28 SIGRIST L | 29 ZEHNDER S | 40 SERAVALLI M | 4:06 | +9 | |
| 3 MEISTER L | 4 RUBIN L | 11 AELLEN F | 16 PORTNER N | 21 STEENAERTS G | 28 SIGRIST L | 29 ZEHNDER S | 6:54 | +8 | |
| 4 RUBIN L | 8 ZEHNDER M | 21 STEENAERTS G | 23 LAUBE L | 28 SIGRIST L | 29 ZEHNDER S | 40 SERAVALLI M | 3:44 | +4 | |
| 3 MEISTER L | 4 RUBIN L | 8 ZEHNDER M | 21 STEENAERTS G | 28 SIGRIST L | 29 ZEHNDER S | 40 SERAVALLI M | 2:15 | +3 | |
| 4 RUBIN L | 11 AELLEN F | 21 STEENAERTS G | 23 LAUBE L | 28 SIGRIST L | 29 ZEHNDER S | 40 SERAVALLI M | 1:11 | +2 | |
| 3 MEISTER L | 11 AELLEN F | 16 PORTNER N | 20 MAROS L | 21 STEENAERTS G | 28 SIGRIST L | 29 ZEHNDER S | 1:49 | +2 | |
| 8 ZEHNDER M | 17 RÖTHLISBERGER S | 20 MAROS L | 21 STEENAERTS G | 23 LAUBE L | 28 SIGRIST L | 40 SERAVALLI M | 5:50 | +1 | |
| 4 RUBIN L | 8 ZEHNDER M | 20 MAROS L | 21 STEENAERTS G | 23 LAUBE L | 28 SIGRIST L | 40 SERAVALLI M | 0:02 | 0 | |
| 3 MEISTER L | 4 RUBIN L | 16 PORTNER N | 17 RÖTHLISBERGER S | 21 STEENAERTS G | 28 SIGRIST L | 29 ZEHNDER S | 0:04 | 0 | |
| 3 MEISTER L | 11 AELLEN F | 16 PORTNER N | 20 MAROS L | 28 SIGRIST L | 29 ZEHNDER S | 44 BEN ROMDHANE M | 0:05 | 0 | |
| 3 MEISTER L | 11 AELLEN F | 16 PORTNER N | 17 RÖTHLISBERGER S | 20 MAROS L | 29 ZEHNDER S | 44 BEN ROMDHANE M | 0:05 | 0 | |
| 3 MEISTER L | 4 RUBIN L | 17 RÖTHLISBERGER S | 20 MAROS L | 21 STEENAERTS G | 28 SIGRIST L | 40 SERAVALLI M | 0:08 | 0 | |
| 3 MEISTER L | 16 PORTNER N | 17 RÖTHLISBERGER S | 20 MAROS L | 21 STEENAERTS G | 28 SIGRIST L | 29 ZEHNDER S | 0:09 | 0 | |
| 3 MEISTER L | 11 AELLEN F | 20 MAROS L | 21 STEENAERTS G | 28 SIGRIST L | 29 ZEHNDER S | 44 BEN ROMDHANE M | 0:11 | 0 | |
| 3 MEISTER L | 17 RÖTHLISBERGER S | 20 MAROS L | 21 STEENAERTS G | 28 SIGRIST L | 29 ZEHNDER S | 40 SERAVALLI M | 0:11 | 0 | |
| 4 RUBIN L | 17 RÖTHLISBERGER S | 20 MAROS L | 21 STEENAERTS G | 23 LAUBE L | 28 SIGRIST L | 40 SERAVALLI M | 0:12 | 0 | |

OFFICIAL PARTNERS



EHF PARTNERS



NATIONAL SUPPLIERS



Line-Up Analysis

MNE 26 - 43 SUI

SUI - Switzerland

| Score development | | | | | | | | Time Played | G Diff. |
|--------------------|--------------------|--------------------|--------------------|--------------------|-----------------|----------------|------|-------------|---------|
| 3 MEISTER L | 4 RUBIN L | 11 AELLEN F | 17 RÖTHLISBERGER S | 21 STEENAERTS G | 28 SIGRIST L | 40 SERAVALLI M | 0:13 | 0 | |
| 3 MEISTER L | 4 RUBIN L | 20 MAROS L | 21 STEENAERTS G | 28 SIGRIST L | 29 ZEHNDER S | 40 SERAVALLI M | 0:14 | 0 | |
| 17 RÖTHLISBERGER S | 20 MAROS L | 21 STEENAERTS G | 23 LAUBE L | 28 SIGRIST L | 29 ZEHNDER S | 40 SERAVALLI M | 0:15 | 0 | |
| 3 MEISTER L | 4 RUBIN L | 17 RÖTHLISBERGER S | 21 STEENAERTS G | 28 SIGRIST L | 29 ZEHNDER S | 40 SERAVALLI M | 0:19 | 0 | |
| 3 MEISTER L | 4 RUBIN L | 11 AELLEN F | 17 RÖTHLISBERGER S | 21 STEENAERTS G | 28 SIGRIST L | 29 ZEHNDER S | 0:20 | 0 | |
| 4 RUBIN L | 17 RÖTHLISBERGER S | 21 STEENAERTS G | 23 LAUBE L | 28 SIGRIST L | 29 ZEHNDER S | 40 SERAVALLI M | 0:24 | 0 | |
| 3 MEISTER L | 4 RUBIN L | 11 AELLEN F | 17 RÖTHLISBERGER S | 21 STEENAERTS G | 29 ZEHNDER S | 40 SERAVALLI M | 0:28 | 0 | |
| 11 AELLEN F | 20 MAROS L | 21 STEENAERTS G | 23 LAUBE L | 28 SIGRIST L | 29 ZEHNDER S | 40 SERAVALLI M | 0:31 | 0 | |
| 8 ZEHNDER M | 20 MAROS L | 21 STEENAERTS G | 23 LAUBE L | 28 SIGRIST L | 29 ZEHNDER S | 40 SERAVALLI M | 0:36 | 0 | |
| 4 RUBIN L | 8 ZEHNDER M | 17 RÖTHLISBERGER S | 21 STEENAERTS G | 23 LAUBE L | 28 SIGRIST L | 29 ZEHNDER S | 0:37 | 0 | |
| 3 MEISTER L | 11 AELLEN F | 20 MAROS L | 21 STEENAERTS G | 28 SIGRIST L | 29 ZEHNDER S | 40 SERAVALLI M | 2:33 | 0 | |
| 3 MEISTER L | 11 AELLEN F | 16 PORTNER N | 17 RÖTHLISBERGER S | 20 MAROS L | 21 STEENAERTS G | 29 ZEHNDER S | 3:32 | 0 | |
| 3 MEISTER L | 11 AELLEN F | 17 RÖTHLISBERGER S | 20 MAROS L | 21 STEENAERTS G | 28 SIGRIST L | 40 SERAVALLI M | 7:33 | 0 | |
| 3 MEISTER L | 11 AELLEN F | 17 RÖTHLISBERGER S | 20 MAROS L | 21 STEENAERTS G | 28 SIGRIST L | 29 ZEHNDER S | 0:35 | -1 | |
| 3 MEISTER L | 4 RUBIN L | 11 AELLEN F | 16 PORTNER N | 17 RÖTHLISBERGER S | 28 SIGRIST L | 29 ZEHNDER S | 0:37 | -1 | |
| 3 MEISTER L | 4 RUBIN L | 8 ZEHNDER M | 17 RÖTHLISBERGER S | 21 STEENAERTS G | 29 ZEHNDER S | 40 SERAVALLI M | 3:54 | -1 | |
| 11 AELLEN F | 17 RÖTHLISBERGER S | 20 MAROS L | 21 STEENAERTS G | 23 LAUBE L | 28 SIGRIST L | 40 SERAVALLI M | 0:42 | -2 | |
| 4 RUBIN L | 8 ZEHNDER M | 17 RÖTHLISBERGER S | 21 STEENAERTS G | 23 LAUBE L | 28 SIGRIST L | 40 SERAVALLI M | 1:02 | -2 | |
| 3 MEISTER L | 4 RUBIN L | 11 AELLEN F | 16 PORTNER N | 17 RÖTHLISBERGER S | 21 STEENAERTS G | 29 ZEHNDER S | 8:39 | -5 | |

| Empty Goal | | | | | | | | Time Played | GF | GA |
|-------------|-------------|--------------------|--------------------|-----------------|--------------|-------------------|------|-------------|----|----|
| 4 RUBIN L | 8 ZEHNDER M | 17 RÖTHLISBERGER S | 21 STEENAERTS G | 23 LAUBE L | 28 SIGRIST L | 29 ZEHNDER S | 0:37 | 0 | 0 | |
| 3 MEISTER L | 11 AELLEN F | 17 RÖTHLISBERGER S | 20 MAROS L | 21 STEENAERTS G | 28 SIGRIST L | 29 ZEHNDER S | 0:35 | 0 | 1 | |
| 3 MEISTER L | 4 RUBIN L | 11 AELLEN F | 17 RÖTHLISBERGER S | 21 STEENAERTS G | 28 SIGRIST L | 29 ZEHNDER S | 0:20 | 0 | 0 | |
| 3 MEISTER L | 11 AELLEN F | 20 MAROS L | 21 STEENAERTS G | 28 SIGRIST L | 29 ZEHNDER S | 44 BEN ROMDHANE M | 0:11 | 0 | 0 | |

Legend:
G Diff. Goals Difference

OFFICIAL PARTNERS



EHF PARTNERS



NATIONAL SUPPLIERS

