

TUE 20 JAN 2026  
Start Time: 20:30

### Preliminary Round - Group D

Oslo

## Start List

Match No: 24

### SLO - FAR

**Referees:** MARÍN Andreu (ESP) / GARCIA Ignacio (ESP)  
**Reserve:** COVALCIUC Igor (MDA) / COVALCIUC Alexei (MDA)  
**EHF Observer:** EHRMANN Jutta (GER)

**EHF Supervisor:** GRIMA Alan (MLT)  
**Timekeeper:** BØE Merete Kristin (NOR)  
**Scorekeeper:** ANDERSEN Frode (NOR)

#### SLO - Slovenia

No.	Name	Pos.	Height m	Int. Matches		Competition Statistics									
				MP	G	MP	G	7mG	YC	2Min	RC	S	7mS		
1	BAZNIK Jože	GK	1.87	35	2	2							11		
16	VUJOVIC Miljan	GK	1.98	18	0	2							12		
5	HENIGMAN Nik	LB	2.01	93	125	2	1			1					
8	JANC Blaž	RW	1.86	128	485	2	13								
14	TAJNIK Domen	CB	1.83	14	19	2	1								
19	JOVICIC Staš Slatinek	LW	1.89	51	108	2	3								
20	KODRIN Tilen	LW	1.92	111	199	2	6		1	1					
24	MAKUC Andraž	LW	1.86	6	20	2	7			1					
27	HORŽEN Kristijan	P	1.92	70	109	2	8			1					
28	GRMŠEK Timotej	RB	1.94	9	9	2									
30	COKAN Tim	RW	1.91	17	37	2	2								
33	ŽABIC Stefan	P	2.03	18	12	2				1					
35	MAKUC Domen	CB	1.88	40	125	2	15	2							
51	MACKOVŠEK Borut	LB	2.03	160	417	2	8				1				
77	NOVAK Domen	RW	1.81	61	128	2	15	10							
95	SUHOLEŽNIK Matic	P	2.02	73	51	2			1	1					
(NN)	GRBIC Lan	P	1.94	6	3										
(NN)	MLIVIC Tarik	LB	1.95	8	27										
<b>Headcoach</b>		ZORMAN Uroš		<b>Bench/Team</b>				2		1		1			

SLO Played		
PR	MNE	41 - 40
PR	SUI	38 - 35
PR	FAR	20 JAN

#### FAR - Faroe Islands

No.	Name	Pos.	Height m	Int. Matches		Competition Statistics									
				MP	G	MP	G	7mG	YC	2Min	RC	S	7mS		
1	JACOBSEN Pauli	GK	1.82	34	0	2									
12	GUTTESEN Tórður	GK	1.88	12	0	2									
4	Í SELVINDI Bjarni	LB	1.89	12	8	2									
6	MORTENSEN Leivur	LW	1.85	34	68	2	5								
7	NORÐBERG Allan	RW	1.87	48	77	2	1								
8	MIKKJALSSON Pætur	P	1.90	31	22	2									
9	HANSEN Rói Berg	LW	1.82	51	83	2									
17	AV TEIGUM Hákun	RW	1.89	39	215	2	9								
25	POULSEN Vilhelm	RB	1.90	43	81	2	5								
30	MIKKELSEN Tróndur	LB	1.90	34	46	2									
47	VEDELSBØL Ísak	P	1.97	18	27	2	3				2				
61	MITTUN Pauli	LB	1.88	31	28	2	2								
71	Á SKIPAGØTU Elias	CB	1.87	30	204	2	18	8	1						
75	Á SKIPAGØTU Roi	CB	1.84	22	24	2	1								
78	MITTUN Óli	LB	1.88	26	117	2	16								
79	HORN Teis	P	1.95	43	89	2	5				1				
(NN)	HOYDAL Helgi	P	1.88	45	54										
(NN)	JOHANSEN Kjartan	RB	1.90	53	90										
<b>Headcoach</b>		BREDSORFF-LARSEN Peter (DEN)		<b>Bench/Team</b>				1							

FAR Played		
PR	SUI	28 - 28
PR	MNE	37 - 24
PR	SLO	20 JAN

**Notes:**  
Players below the bold line are not playing in this match.

Legend:			
<b>(NN)</b>	Not nominated	<b>2Min</b>	2-Minute Suspensions
<b>CB</b>	Centre Back	<b>G</b>	Goals
<b>LW</b>	Left Wing	<b>MP</b>	Matches Played
<b>PR</b>	Preliminary Round	<b>RB</b>	Right Back
<b>RW</b>	Right Wing	<b>S</b>	Saves
		<b>7mG</b>	7-metre Goals
		<b>GK</b>	Goalkeeper
		<b>P</b>	Line Player
		<b>RC</b>	Red Cards (Direct and after 3rd 2-Minute Suspension)
		<b>YC</b>	Yellow Cards
		<b>7mS</b>	7-metre Saves
		<b>LB</b>	Left Back
		<b>Pos</b>	Position

OFFICIAL PARTNERS



EHF PARTNERS



NATIONAL SUPPLIERS



## Results

### SLO 30 - 27 FAR (16 - 15) (14 - 12)

Referees: MARIN Andreu (ESP) / GARCIA Ignacio (ESP)

#### Slovenia

Coach: ZORMAN Uros

YC/RC Bench Officials: 1/0 Time outs: 3

No.	Name	Total		Goals / Shots						Punishments			TP			
		G/S	%	7m	6m	Wing	BT	FB	FTO	9m	EG	YC		RC	2M	
1	BAZNIK Joze														24:43	
5	HENIGMAN Nik														7:28	
8	JANC Blaz	5/7	71		1/1					3/5	1/1			2	37:48	
14	TAJNIK Domen	5/6	83					4/5	1/1						39:02	
16	VUJOVIC Miljan														30:56	
19	JOVICIC Stas Slatinek	2/2	100		1/1					1/1				1	42:34	
20	KODRIN Tilen	0/2	0			0/2									13:54	
24	MAKUC Andraz	5/5	100		2/2		2/2			1/1					15:06	
27	HORZEN Kristjan	1/3	33		1/3										35:00	
28	GRMSEK Timotej	1/1	100						1/1						32:01	
30	COKAN Tim														13:55	
33	ZABIC Stefan														2:43	
35	MAKUC Domen	10/12	83	4/6	1/1					5/5					41:08	
51	MACKOVSEK Borut	0/1	0							0/1					38:00	
77	NOVAK Domen	0/1	0	0/1										1	28:00	
95	SUHOLEZNIK Matic	1/1	100		1/1								1		7:35	
Bench Officials													1			
Totals		30/41	73	4/7	7/9	0/2	6/7	2/2		10/13	1/1		1	1	4	60:00

No.	Name	Total		Saves / Shots						
		S/S	%	7m	6m	Wing	BT	FB	FTO	9m
1	BAZNIK Joze	4/18	22	0/2	3/8	0/1	1/5	0/1		0/1
16	VUJOVIC Miljan	10/23	43	1/3	2/3	2/3	0/5	1/2		4/7
Totals		14/41	34	1/5	5/11	2/4	1/10	1/3		4/8

#### Faroe Islands

Coach: BREDDORFF-LARSEN Peter

Time outs: 3

No.	Name	Total		Goals / Shots						Punishments			TP		
		G/S	%	7m	6m	Wing	BT	FB	FTO	9m	EG	YC		RC	2M
1	JACOBSEN Pauli														35:44
4	I SELVINDI Bjarni														
6	MORTENSEN Leivur	2/4	50		1/1	1/3									44:54
7	NORDBERG Allan	1/3	33		0/1		1/2								16:38
8	MIKKJALSSON Pætur														9:00
9	HANSEN Rói Berg														
12	GUTTESEN Tórdur														0:16
17	AV TEIGUM Hákun	4/7	57		1/2	1/3		2/2							58:21
25	POULSEN Vilhelm	2/6	33		0/1		2/3			0/2			2		39:55
30	MIKKELSEN Tróndur														18:46
47	VEDELSBOL Isak	0/2	0		0/2							1	2		44:17
61	MITTUN Pauli														
71	A SKIPAGOTU Elias	9/14	64	4/5			5/5	0/1		0/3					53:22
75	A SKIPAGOTU Roi														0:21
78	MITTUN Olii	7/8	88		2/2		1/1			4/5					31:31
79	HORN Teis	2/2	100		2/2								1		56:55
Totals		27/46	59	4/5	6/11	2/6	9/11	2/3		4/10			1	5	60:00

No.	Name	Total		Saves / Shots						
		S/S	%	7m	6m	Wing	BT	FB	FTO	9m
1	JACOBSEN Pauli	9/38	24	2/6	2/9	2/2	1/7	0/2		2/12
12	GUTTESEN Tórdur	1/1	100	1/1						
EG		1								
Totals		10/40	25	3/7	2/9	2/2	1/7	0/2		2/12

#### Attacks

Team:	All		Player Majority		Player Minority		Position Attacks		FB		Ind. FB		Team FB		Att. Dur. (min)	Turnover		
	G/Att.	%	G/Att.	%	G/Att.	%	G/Att.	%	G/Att.	%	G/Att.	%	G/Att.	%		All	%	TOFB
SLO	30/47	64	3/7	43	3/4	75	27/42	64	2/4	50			2/4	50	0:35	9	19	2
FAR	27/47	57	6/7	86	2/5	40	25/44	57	2/3	67			2/3	67	0:41	7	15	1

**Legend:**

%	Efficiency	2M	2-Minute Suspensions	7m	7-metre Penalty Shots	9m	9-metre Shots
Att. Dur.	Average Attack Duration	BT	Breakthroughs	FB	Fast Breaks	FTO	Fast Throw off
G/Att.	Goals/Attacks	G/S	Goals/Shots	No.	Uniform Number		
RC	Red Cards (Direct and after Third 2-Minute Suspension)	S/S	Saves/Shots				
TOFB	Turnover during Fast Breaks	TP	Time Played	Wing	Wing Shots		

#### RUNNING SCORE

SLO - FAR	
1st Half	
JANC B	1 (1) 0
TAJNIK D	2 (3) 0
MAKUC D	3 (5) 0
	3 (5) 1 MITTUN O
MAKUC D	4 (6) 1
	4 (7) 2 A SKIPAGOTU E
SUHOLEZNIK M	5 (7) 2
TAJNIK D	6 (8) 2
	6 (9) 3 MORTENSEN L
JANC B	7 (10) 3
	7 (10) 4 AV TEIGUM H
	7 (13) 5 HORN T
TAJNIK D	8 (13) 5
	8 (16) 6 MITTUN O
MAKUC D	9 (17) 6
	9 (17) 7 A SKIPAGOTU E
GRMSEK T	10 (17) 7
	10 (18) 8 A SKIPAGOTU E
JOVICIC SS	11 (19) 8
	11 (21) 9 AV TEIGUM H
	11 (22) 10 MITTUN O
MAKUC A	12 (22) 10
	12 (24) 11 A SKIPAGOTU E
MAKUC D	13 (25) 11
MAKUC A	14 (27) 11
	14 (28) 12 HORN T
MAKUC A	15 (28) 12
	15 (29) 13 NORDBERG A
MAKUC D	16 (29) 13
	16 (29) 14 A SKIPAGOTU E
	16 (30) 15 A SKIPAGOTU E
2nd Half	
	16 (31) 16 MITTUN O
	16 (32) 17 AV TEIGUM H
	16 (33) 18 MITTUN O
MAKUC D	17 (33) 18
TAJNIK D	18 (35) 18
	18 (36) 19 MITTUN O
TAJNIK D	19 (36) 19
JANC B	20 (37) 19
	20 (38) 20 POULSEN V
HORZEN K	21 (40) 20
MAKUC D	22 (41) 20
	22 (43) 21 A SKIPAGOTU E
MAKUC D	23 (45) 21
	23 (45) 22 MITTUN O
JANC B	24 (45) 22
JANC B	25 (50) 22
MAKUC A	26 (51) 22
	26 (53) 23 A SKIPAGOTU E
MAKUC D	27 (54) 23
	27 (54) 24 POULSEN V
MAKUC D	28 (55) 24
	28 (56) 25 MORTENSEN L
	28 (58) 26 AV TEIGUM H
MAKUC A	29 (60) 26
	29 (60) 27 A SKIPAGOTU E
JOVICIC SS	30 (60) 27

#### OFFICIAL PARTNERS



#### EHF PARTNERS



#### NATIONAL SUPPLIERS



## Match Team Statistics

Oslo

Match No: 24

### SLO 30 - 27 FAR

(16 - 15) (14 - 12)

Referees: MARIN Andreu (ESP) / GARCIA Ignacio (ESP)

### SLO - Slovenia

Coach: ZORMAN Uros

YC/RC Bench Officials:1/0 Time outs: 3

No.	Name	Total		All Goals / Shots								Punishments				Offence			Defence			TP		
		G/S	%	7m	7m%	6m	Wing	BT	FB	FTO	9m	EG	YC	RC	2M	2+2	AS	R7	TO/TF	ST	BS		P7	
1	BAZNIK Joze																						24:43	
5	HENIGMAN Nik																						7:28	
8	JANC Blaz	5/7	71			1/1					3/5	1/1			2		4	2					37:48	
14	TAJNIK Domen	5/6	83					4/5	1/1								2	2	3			1	39:02	
16	VUJOVIC Miljan																						30:56	
19	JOVICIC Stas Slatinek	2/2	100			1/1					1/1			1					/ 1				42:34	
20	KODRIN Tilen	0/2	0				0/2															1	13:54	
24	MAKUC Andraz	5/5	100			2/2		2/2			1/1						1	1					15:06	
27	HORZEN Kristijan	1/3	33			1/3											1	2	1			1	35:00	
28	GRMSEK Timotej	1/1	100								1/1								1				32:01	
30	COKAN Tim																	1	1				13:55	
33	ZABIC Stefan																					1	2:43	
35	MAKUC Domen	10/12	83	4/6	67	1/1					5/5						3		/ 1			2	41:08	
51	MACKOVSEK Borut	0/1	0								0/1						1				1		38:00	
77	NOVAK Domen	0/1	0	0/1	0																		28:00	
95	SUHOLEZNIK Matic	1/1	100			1/1																1	7:35	
Bench/Team														1								1		
Totals		30/41	73	4/7	57	7/9	0/2	6/7	2/2		10/13	1/1		1	1	4		13	7	6 / 3		2	1	5

No.	Name	Total		All Saves / Shots									
		S/S	%	7m	7m%	Near Shots				FB	FTO	9m	9m%
				All	All%	6m	Wing	BT					
1	BAZNIK Joze	4/18	22	0/2	0	4/14	29	3/8	0/1	1/5	0/1	0	
16	VUJOVIC Miljan	10/23	43	1/3	33	4/11	36	2/3	2/3	0/5	1/2	4/7	57
Totals		14/41	34	1/5	20	8/25	32	5/11	2/4	1/10	1/3	4/8	50

### Attacks

Team	All		Player Majority		Player Minority		Position Attacks		FB		Ind. FB		Team FB		Att. Dur. (min)	Turnover		
	G/Att.	%	G/Att.	%	G/Att.	%	G/Att.	%	G/Att.	%	G/Att.	%	G/Att.	%		All	%	TOFB
SLO	30/47	64	3/7	43	3/4	75	27/42	64	2/4	50			2/4	50	0:35	9	19	2

### Team Shots

	Goals	Saves	Missed	Post	Blocked	Total	G/S %	Prop %
6m Shots	7	2				9	78	22
Wing Shots		2				2	0	5
L R		2				2	0	5 0
9m Shots	10	2		1		13	77	32
L C R	4 5 1	1 1		1		4 7 2	100 71 50	10 17 5
7m Penalty Throws	4	3				7	57	17
Fast Breaks	2					2	100	5
Breakthroughs	6	1				7	86	17
Fast Throw Offs								0
Empty Goals	1					1	100	2
Totals	30	10		1		41	73	100

Legend:									
%	Efficiency	2M	2-Minute Suspensions	2+2	2+2 Minute Suspensions	6m	6-metre Shots	7m	7-metre Penalty Shots
9m	9-metre Shots	AS	Assists	Att. Dur.	Average Attack Duration	BS	Blocked Shots	BT	Breakthroughs
C	Center	EG	Empty Goal	FB	Fast Breaks	FTO	Fast Throw off	G/Att.	Goals/Attacks
G/S	Goals/Shots	Ind.	Individual	L	Left	P7	Penalty 7-metre Fouls	Prop %	Proportion of Shots
R7	Received 7-metre Fouls	R	Right	RC	Red Cards (Direct and after 3rd 2-Minute Suspension)	S/S	Saves/Shots	TP	Time Played
ST	Steals	TO/TF	Turnover/Technical Faults	TOFB	Turnover during Fast Breaks				
Wing	Wing Shots	YC	Yellow Cards						

#### OFFICIAL PARTNERS



#### EHF PARTNERS



#### NATIONAL SUPPLIERS



## Match Team Statistics

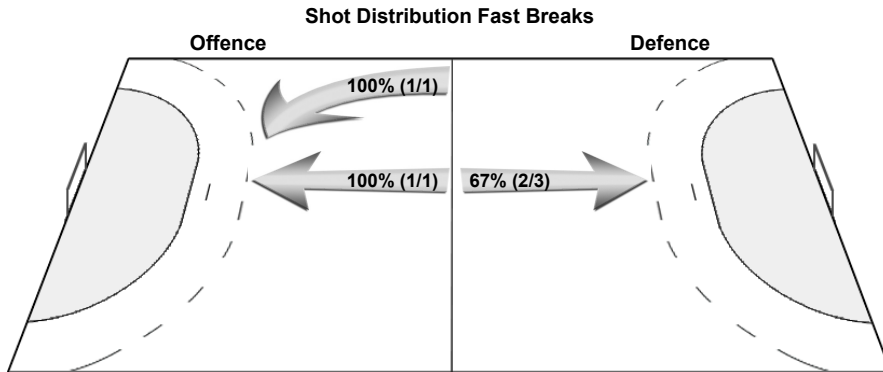
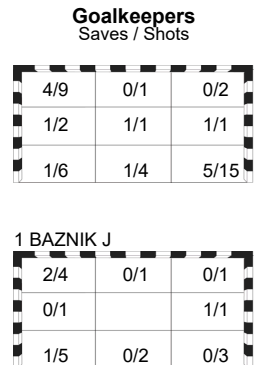
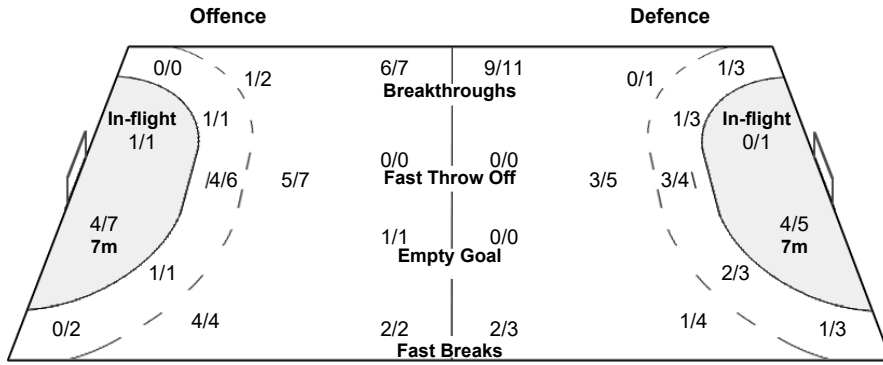
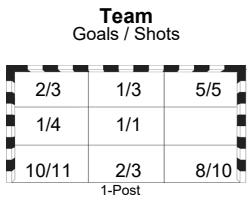
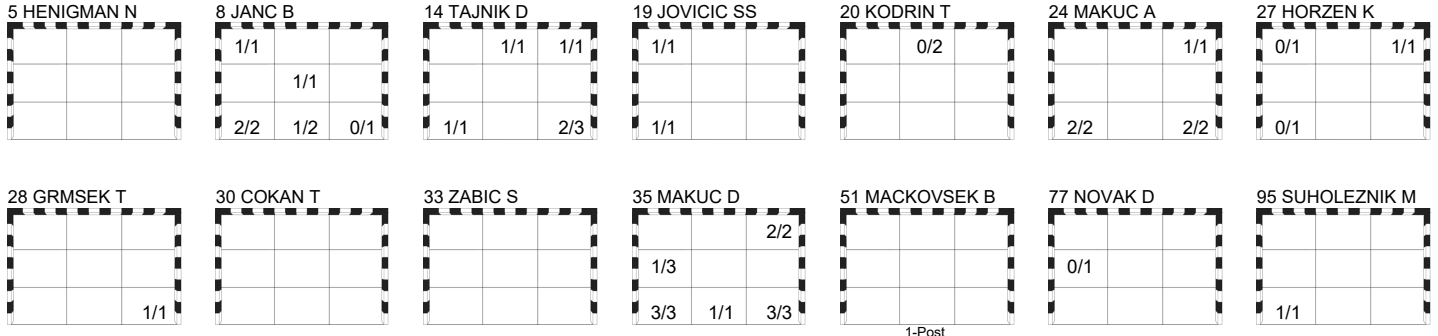
Match No: 24

**SLO 30 - 27 FAR**  
(16 - 15) (14 - 12)

Referees: MARIN Andreu (ESP) / GARCIA Ignacio (ESP)

**SLO - Slovenia**

## Overview of Shot Distribution



OFFICIAL PARTNERS



EHF PARTNERS



NATIONAL SUPPLIERS



## Match Team Statistics

Match No: 24

### SLO 30 - 27 FAR

(16 - 15) (14 - 12)

Referees: MARIN Andreu (ESP) / GARCIA Ignacio (ESP)

### FAR - Faroe Islands

Coach: BREDSORFF-LARSEN Peter (DEN)

Time outs: 3

No.	Name	Total		All Goals / Shots								Punishments				Offence			Defence			TP	
		G/S	%	7m	7m%	6m	Wing	BT	FB	FTO	9m	EG	YC	RC	2M	2+2	AS	R7	TO/TF	ST	BS		P7
1	JACOBSEN Pauli																						35:44
4	I SELVINDI Bjarni																						
6	MORTENSEN Leivur	2/4	50			1/1	1/3															1	44:54
7	NORDBERG Allan	1/3	33			0/1		1/2									1	1					16:38
8	MIKKJALSSON Pætur																						9:00
9	HANSEN Rói Berg																						
12	GUTTESEN Tórdur																						0:16
17	AV TEIGUM Hákun	4/7	57			1/2	1/3		2/2							1	1	1		2			58:21
25	POULSEN Vilhelm	2/6	33			0/1		2/3						2				/ 2	1		2		39:55
30	MIKKELSEN Tróndur																				1		18:46
47	VEDELSBOL Isak	0/2	0			0/2							1	2						1			44:17
61	MITTUN Pauli																						
71	A SKIPAGOTU Elias	9/14	64	4/5	80			5/5	0/1		0/3					3	1	/ 1					53:22
75	A SKIPAGOTU Rói																						0:21
78	MITTUN Oli	7/8	88			2/2		1/1			4/5					9	2	2 / 1	1				31:31
79	HORN Teis	2/2	100			2/2								1		1				1		3	56:55
Totals		27/46	59	4/5	80	6/11	2/6	9/11	2/3		4/10			1	5	15	5	3 / 4	6		7		

No.	Name	Total		All Saves / Shots								FB	FTO	9m	9m%
		S/S	%	7m	7m%	Near Shots			BT						
				All	All%	6m	Wing	BT							
1	JACOBSEN Pauli	9/38	24	2/6	33	5/18	28	2/9	2/2	1/7	0/2		2/12	17	
12	GUTTESEN Tórdur	1/1	100	1/1	100										
EG		1													
Totals		10/40	25	3/7	43	5/18	28	2/9	2/2	1/7	0/2		2/12	17	

### Attacks

Team	All		Player Majority		Player Minority		Position Attacks		FB		Ind. FB		Team FB		Att. Dur. (min)	Turnover		
	G/Att.	%	G/Att.	%	G/Att.	%	G/Att.	%	G/Att.	%	G/Att.	%	G/Att.	%		All	%	TOFB
FAR	27/47	57	6/7	86	2/5	40	25/44	57	2/3	67			2/3	67	0:41	7	15	1

### Team Shots

	Goals	Saves	Missed	Post	Blocked	Total	G/S %	Prop %
6m Shots	6	5				11	55	24
Wing Shots	2	2		2		6	33	13
L R	1 1	1 1		1 1		3 3	33 33	7 7
9m Shots	4	4	1		1	10	40	22
L C R	1 3	2 1 1	1		1	4 5 1	25 60 0	9 11 2
7m Penalty Throws	4	1				5	80	11
Fast Breaks	2	1				3	67	7
Breakthroughs	9	1	1			11	82	24
Fast Throw Offs								0
Empty Goals								0
Totals	27	14	2	2	1	46	59	100

Legend:			
%	Efficiency	2M	2-Minute Suspensions
9m	9-metre Shots	2+2	2+2 Minute Suspensions
C	Center	Att. Dur.	Average Attack Duration
G/S	Goals/Shots	AS	Assists
R7	Received 7-metre Fouls	Att. Dur.	Average Attack Duration
ST	Steals	BS	Blocked Shots
Wing	Wing Shots	BT	Breakthroughs
		EG	Empty Goal
		FB	Fast Breaks
		FTO	Fast Throw off
		Ind.	Individual
		L	Left
		P7	Penalty 7-metre Fouls
		R	Right
		RC	Red Cards (Direct and after 3rd 2-Minute Suspension)
		TO/TF	Turnover/Technical Fouls
		TOFB	Turnover during Fast Breaks
		7m	7-metre Penalty Shots
		G/Att.	Goals/Attacks
		Prop %	Proportion of Shots
		S/S	Saves/Shots
		TP	Time Played

#### OFFICIAL PARTNERS



#### EHF PARTNERS



#### NATIONAL SUPPLIERS



## Match Team Statistics

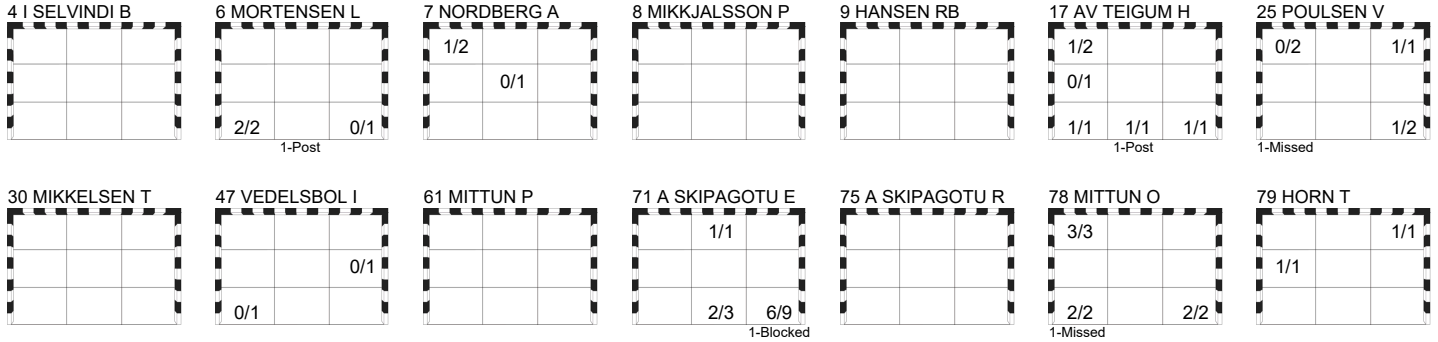
Match No: 24

**SLO 30 - 27 FAR**  
(16 - 15) (14 - 12)

Referees: MARIN Andreu (ESP) / GARCIA Ignacio (ESP)

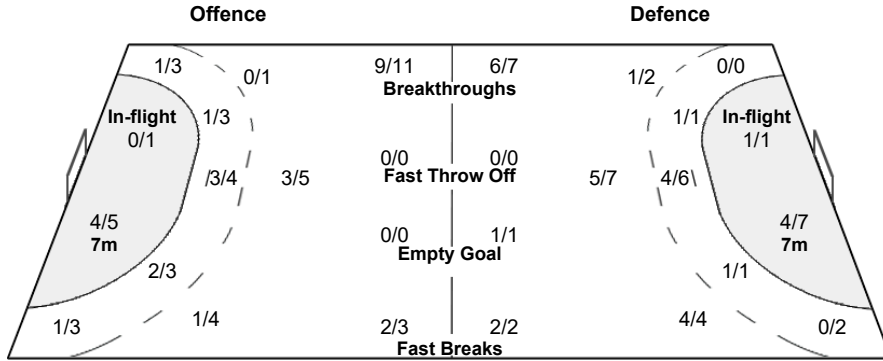
**FAR - Faroe Islands**

## Overview of Shot Distribution



**Team Goals / Shots**

5/9	1/1	2/2
1/2	0/1	0/1
5/6	3/4	10/15
2-Missed	2-Post	1-Blocked

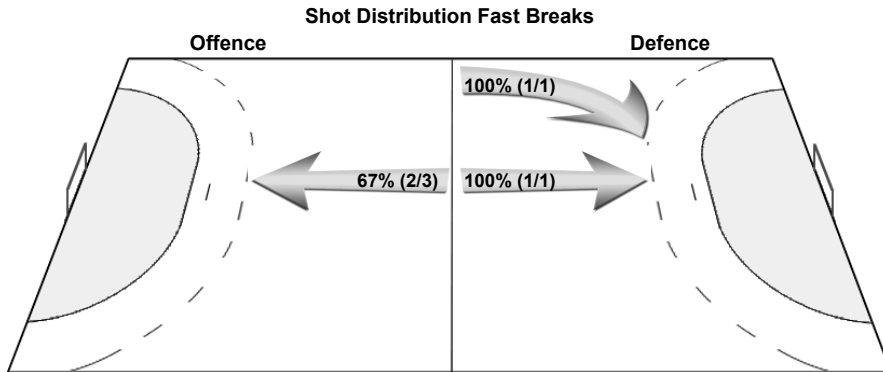


**Goalkeepers Saves / Shots**

1/3	2/3	0/5
3/4	0/1	
1/11	1/3	2/10

1 JACOBSEN P

1/3	2/3	0/5
2/3		
1/11	1/3	2/10



12 GUTTESEN T

1/1		
-----	--	--

OFFICIAL PARTNERS



EHF PARTNERS



NATIONAL SUPPLIERS



### Preliminary Round - Group D

TUE 20 JAN 2026  
Start Time: 20:30

Oslo

### Play by Play

Match No: 24

**SLO 30 - 27 FAR**  
(16 - 15) (14 - 12)

Referees: MARIN Andreu (ESP) / GARCIA Ignacio (ESP)

<b>SLO</b>	1 BAZNIK Joze	5 HENIGMAN Nik	8 JANC Blaz	A SKOKO Mirko
	14 TAJNIK Domen	16 VUJOVIC Miljan	19 JOVICIC Stas Slatinek	B ZORMAN Uros
	20 KODRIN Tilen	24 MAKUC Andraz	27 HORZEN Kristjan	C PROST KOSIR Primoz
	28 GRMSEK Timotej	30 COKAN Tim	33 ZABIC Stefan	D KOSAK Rok
	35 MAKUC Domen	51 MACKOVSEK Borut	77 NOVAK Domen	E CINDRIC Matic
	95 SUHOLEZNIK Matic			
<b>FAR</b>	1 JACOBSEN Pauli	4 I SELVINDI Bjarni	6 MORTENSEN Leivur	A MOHR JACOBSEN Hjalti
	7 NORDBERG Allan	8 MIKKJALSSON Pætur	9 HANSEN Rói Berg	B BREDSORFF-LARSEN Peter
	12 GUTTESEN Tórdur	17 AV TEIGUM Hákun	25 POULSEN Vilhelm	C JENSEN Tom
	30 MIKKELSEN Tróndur	47 VEDELSBOL Isak	61 MITTUN Pauli	D VILHELMSEN Hogni
	71 A SKIPAGOTU Elias	75 A SKIPAGOTU Rói	78 MITTUN Oli	E A SKIPAGOTU Jens
	79 HORN Teis			

### 1st HALF

Match Time	SLO - Slovenia	Score	Lead	FAR - Faroe Islands
0:00	1 BAZNIK J Goalkeeper			1 JACOBSEN P Goalkeeper
0:43	8 JANC B Goal centre 9m bottom left, 91.39 km/h	1 - 0	+1	
0:54				78 MITTUN O for 1 JACOBSEN P Empty goal
1:44				47 VEDELSBOL I Shot centre 6m saved middle right
2:07				47 VEDELSBOL I Shot left 6m saved bottom left
2:18				47 VEDELSBOL I Warning (yellow card)
2:20				1 JACOBSEN P for 78 MITTUN O Goalkeeper back
2:49	14 TAJNIK D Goal breakthrough bottom right (35 MAKUC D), 74.44 km/h	2 - 0	+2	
3:00				78 MITTUN O for 1 JACOBSEN P Empty goal
3:51				6 MORTENSEN L Shot left wing post
3:54				1 JACOBSEN P for 78 MITTUN O Goalkeeper back
3:54	Video Replay (Punishment review) Punishment			
3:54	8 JANC B 2-minutes suspension			
3:56	24 MAKUC A for 1 BAZNIK J Empty goal			
4:25	35 MAKUC D Goal right 6m top right, 100.88 km/h	3 - 0	+3	
4:26	1 BAZNIK J for 24 MAKUC A Goalkeeper back			
4:36				47 VEDELSBOL I for 1 JACOBSEN P Empty goal
4:50		3 - 1	+2	78 MITTUN O Goal centre 6m bottom left, 72.94 km/h
4:52				1 JACOBSEN P for 25 POULSEN V Goalkeeper back
5:07	24 MAKUC A for 1 BAZNIK J Empty goal			
5:27	35 MAKUC D Goal left 9m bottom left, 107.56 km/h	4 - 1	+3	
5:28	1 BAZNIK J for 95 SUHOLEZNIK M Goalkeeper back			
5:48				17 AV TEIGUM H for 1 JACOBSEN P Empty goal
5:53	14 TAJNIK D 7m caused			17 AV TEIGUM H 7m received
6:00	16 VUJOVIC M for 1 BAZNIK J Goalkeeper Substitution			
6:00		4 - 2	+2	1 JACOBSEN P for 78 MITTUN O Goalkeeper back
6:00				71 A SKIPAGOTU E Goal Penalty shot bottom centre (17 AV TEIGUM H), 88.71 km/h
6:20	1 BAZNIK J for 16 VUJOVIC M Goalkeeper Substitution			
6:57	95 SUHOLEZNIK M Goal centre 6m bottom left (8 JANC B), 70.22 km/h	5 - 2	+3	
7:08				25 POULSEN V Technical Fault (FB)
7:49	14 TAJNIK D Goal breakthrough top centre (8 JANC B), 49.19 km/h	6 - 2	+4	
7:50				78 MITTUN O for 1 JACOBSEN P Empty goal
8:27		6 - 3	+3	6 MORTENSEN L Goal left wing bottom left (78 MITTUN O), 68.36 km/h
8:29				1 JACOBSEN P for 78 MITTUN O Goalkeeper back
9:11	8 JANC B Goal centre 9m top left, 99.55 km/h	7 - 3	+4	
9:20				78 MITTUN O for 1 JACOBSEN P Empty goal
9:20	8 JANC B 2-minutes suspension			
9:34		7 - 4	+3	17 AV TEIGUM H Goal right 6m bottom centre (78 MITTUN O), 94.23 km/h

#### OFFICIAL PARTNERS



#### EHF PARTNERS



#### NATIONAL SUPPLIERS



Match No: 24

## Play by Play

### SLO 30 - 27 FAR

(16 - 15) (14 - 12)

### 1st HALF

Match Time	SLO - Slovenia	Score	Lead	FAR - Faroe Islands
9:36				1 JACOBSEN P for 78 MITTUN O Goalkeeper back
9:49	14 TAJNIK D for 1 BAZNIK J Empty goal			
10:15				47 VEDELSBOL I 2-minutes suspension
10:36	20 KODRIN T Shot left wing saved top centre			
10:50	1 BAZNIK J for 35 MAKUC D Goalkeeper back			
10:50				7 NORDBERG A for 1 JACOBSEN P Empty goal
11:23				78 MITTUN O Turnover
11:25				1 JACOBSEN P for 78 MITTUN O Goalkeeper back
11:53	20 KODRIN T Shot left wing saved top centre			
12:07				7 NORDBERG A for 1 JACOBSEN P Empty goal
12:38		7 - 5	+2	79 HORN T Goal centre 6m top right (71 A SKIPAGOTU E), 50.98 km/h
12:39				1 JACOBSEN P for 17 AV TEIGUM H Goalkeeper back
12:52	14 TAJNIK D Goal breakthrough bottom right (51 MACKOVSEK B), 49.92 km/h	8 - 5	+3	
13:02				7 NORDBERG A for 1 JACOBSEN P Empty goal
13:26	20 KODRIN T 7m caused			78 MITTUN O 7m received
13:30				1 JACOBSEN P for 7 NORDBERG A Goalkeeper back
13:30	16 VUJOVIC M for 1 BAZNIK J Goalkeeper Substitution			
13:30				71 A SKIPAGOTU E Penalty shot saved bottom right
13:56	1 BAZNIK J for 16 VUJOVIC M Goalkeeper Substitution			
14:33	27 HORZEN K 7m received			79 HORN T 7m caused
14:45	77 NOVAK D Penalty shot saved middle left			
15:01				7 NORDBERG A for 1 JACOBSEN P Empty goal
15:27		8 - 6	+2	78 MITTUN O Goal left 6m top left, 90.56 km/h
15:30				1 JACOBSEN P for 17 AV TEIGUM H Goalkeeper back
15:52	27 HORZEN K 7m received			79 HORN T 7m caused
16:06	35 MAKUC D Goal Penalty shot bottom left (27 HORZEN K), 99.19 km/h	9 - 6	+3	
16:25				7 NORDBERG A for 1 JACOBSEN P Empty goal
16:42		9 - 7	+2	71 A SKIPAGOTU E Goal breakthrough bottom right, 91.01 km/h
16:43				1 JACOBSEN P for 7 NORDBERG A Goalkeeper back
16:52	28 GRMSEK T Goal fast break bottom right (35 MAKUC D), 99.26 km/h	10 - 7	+3	
17:39	95 SUHOLEZNIK M 7m caused			78 MITTUN O 7m received
17:39	Video Replay (Punishment review) Punishment			
17:39	95 SUHOLEZNIK M Disqualification (red card-direct)			
17:39	16 VUJOVIC M for 1 BAZNIK J Goalkeeper Substitution			
17:39		10 - 8	+2	71 A SKIPAGOTU E Goal Penalty shot bottom right (78 MITTUN O), 102.37 km/h
18:01	19 JOVICIC SS Goal left 9m bottom left, 105.30 km/h	11 - 8	+3	
18:04	1 BAZNIK J for 16 VUJOVIC M Goalkeeper Substitution			
18:22				7 NORDBERG A for 1 JACOBSEN P Empty goal
18:35				71 A SKIPAGOTU E Technical Fault
18:45				1 JACOBSEN P for 78 MITTUN O Goalkeeper back
18:49	14 TAJNIK D for 1 BAZNIK J Empty goal			
19:46	1 BAZNIK J for 95 SUHOLEZNIK M Goalkeeper back			
19:55	14 TAJNIK D Turnover			79 HORN T Steal
20:01		11 - 9	+2	17 AV TEIGUM H Goal fast break bottom left (79 HORN T), 103.64 km/h
20:09	14 TAJNIK D Shot breakthrough saved bottom right			
20:24				7 NORDBERG A for 1 JACOBSEN P Empty goal
20:54				Team timeout
21:04		11 - 10	+1	78 MITTUN O Goal centre 9m bottom left, 95.62 km/h
21:10				1 JACOBSEN P for 17 AV TEIGUM H Goalkeeper back
21:18				25 POULSEN V 2-minutes suspension
21:40	24 MAKUC A Goal centre 6m bottom left, 81.19 km/h	12 - 10	+2	
21:55				7 NORDBERG A for 1 JACOBSEN P Empty goal

#### OFFICIAL PARTNERS



#### EHF PARTNERS



#### NATIONAL SUPPLIERS



Match No: 24

## Play by Play

### SLO 30 - 27 FAR

(16 - 15) (14 - 12)

#### 1st HALF

Match Time	SLO - Slovenia	Score	Lead	FAR - Faroe Islands
22:12				17 AV TEIGUM H Shot right 6m saved top left
22:15				1 JACOBSEN P for 78 MITTUN O Goalkeeper back
22:20	19 JOVICIC SS Technical Fault (FB)			
22:35				78 MITTUN O for 1 JACOBSEN P Empty goal
23:02	27 HORZEN K Block			71 A SKIPAGOTU E Shot left 9m blocked
23:33	19 JOVICIC SS 2-minutes suspension			
23:51		12 - 11	+1	71 A SKIPAGOTU E Goal breakthrough bottom right (78 MITTUN O), 103.07 km/h
23:55				1 JACOBSEN P for 78 MITTUN O Goalkeeper back
24:05	8 JANC B for 1 BAZNIK J Empty goal			
24:30	14 TAJNIK D 7m received			25 POULSEN V 7m caused
24:41	35 MAKUC D Goal Penalty shot bottom centre (14 TAJNIK D), 92.76 km/h	13 - 11	+2	
24:48	1 BAZNIK J for 24 MAKUC A Goalkeeper back			
24:59				7 NORDBERG A for 1 JACOBSEN P Empty goal
25:28				7 NORDBERG A Shot breakthrough saved top left
25:31				1 JACOBSEN P for 78 MITTUN O Goalkeeper back
25:41	Team timeout			
26:11	24 MAKUC A Goal centre 9m bottom left, 104.06 km/h	14 - 11	+3	
26:22				7 NORDBERG A for 1 JACOBSEN P Empty goal
27:01		14 - 12	+2	79 HORN T Goal centre 6m middle left (78 MITTUN O), 89.91 km/h
27:04				1 JACOBSEN P for 78 MITTUN O Goalkeeper back
27:11	24 MAKUC A Goal centre 6m bottom right, 62.30 km/h	15 - 12	+3	
27:21				78 MITTUN O for 1 JACOBSEN P Empty goal
28:01		15 - 13	+2	7 NORDBERG A Goal breakthrough top left (78 MITTUN O), 94.50 km/h
28:04				1 JACOBSEN P for 78 MITTUN O Goalkeeper back
28:09	35 MAKUC D for 1 BAZNIK J Empty goal			
28:15	35 MAKUC D Goal left 9m bottom right, 118.96 km/h	16 - 13	+3	
28:17	1 BAZNIK J for 24 MAKUC A Goalkeeper back			
28:18	77 NOVAK D 2-minutes suspension			
28:18				17 AV TEIGUM H for 1 JACOBSEN P Empty goal
28:39	B ZORMAN U Warning (yellow card) bench punishment			
28:47		16 - 14	+2	71 A SKIPAGOTU E Goal breakthrough bottom right, 81.51 km/h
28:50				1 JACOBSEN P for 78 MITTUN O Goalkeeper back
28:51	27 HORZEN K for 1 BAZNIK J Empty goal			
29:29	8 JANC B 7m received			6 MORTENSEN L 7m caused
29:32	1 BAZNIK J for 8 JANC B Goalkeeper back			
29:32	35 MAKUC D Penalty shot saved middle left			
29:46				7 NORDBERG A for 1 JACOBSEN P Empty goal
29:56	35 MAKUC D 7m caused			7 NORDBERG A 7m received
30:00				1 JACOBSEN P for 25 POULSEN V Goalkeeper back
30:00		16 - 15	+1	71 A SKIPAGOTU E Goal Penalty shot bottom centre (7 NORDBERG A), 99.61 km/h

#### 2nd HALF

Match Time	SLO - Slovenia	Score	Lead	FAR - Faroe Islands
30:00	16 VUJOVIC M Goalkeeper			
30:12		16 - 16	0	78 MITTUN O Goal centre 9m top left, 107.63 km/h
30:23				1 JACOBSEN P for 78 MITTUN O Goalkeeper back
31:09	27 HORZEN K Shot centre 6m saved top left			
31:15		16 - 17	-1	17 AV TEIGUM H Goal fast break top left (71 A SKIPAGOTU E), 108.98 km/h
31:25	35 MAKUC D Technical Fault			
31:42				6 MORTENSEN L for 1 JACOBSEN P Empty goal

#### OFFICIAL PARTNERS



#### EHF PARTNERS



#### NATIONAL SUPPLIERS



Match No: 24

## Play by Play

### SLO 30 - 27 FAR

(16 - 15) (14 - 12)

### 2nd HALF

Match Time	SLO - Slovenia	Score	Lead	FAR - Faroe Islands
32:13		16 - 18	-2	78 MITTUN O Goal left 9m top left, 114.60 km/h
32:15				1 JACOBSEN P for 71 A SKIPAGOTU E Goalkeeper back
32:25	8 JANC B Shot right 9m saved bottom right			
32:35	27 HORZEN K Shot centre 6m saved bottom left			
32:53	35 MAKUC D Goal centre 9m bottom left, 111.66 km/h	17 - 18	-1	
33:00				75 A SKIPAGOTU R for 1 JACOBSEN P Empty goal
33:57				1 JACOBSEN P for 6 MORTENSEN L Goalkeeper back
34:05				25 POULSEN V Shot left 9m saved top left
34:14				25 POULSEN V Technical Fault
34:21	14 TAJNIK D Goal fast break top right, 100.49 km/h	18 - 18	0	
34:27				6 MORTENSEN L for 1 JACOBSEN P Empty goal
34:53				25 POULSEN V Shot flying throw saved top left
35:11		18 - 19	-1	78 MITTUN O Goal centre 9m bottom right, 77.94 km/h
35:16				1 JACOBSEN P for 71 A SKIPAGOTU E Goalkeeper back
35:22	14 TAJNIK D Goal breakthrough bottom left, 82.93 km/h	19 - 19	0	
35:32				6 MORTENSEN L for 1 JACOBSEN P Empty goal
36:14	51 MACKOVSEK B Steal			78 MITTUN O Turnover
36:19	8 JANC B Goal empty goal middle centre, 111.37 km/h	20 - 19	+1	
37:09				1 JACOBSEN P for 78 MITTUN O Goalkeeper back
37:09				Video Replay (Goal review) Goal
37:09		20 - 20	0	25 POULSEN V Goal breakthrough top right (71 A SKIPAGOTU E), 93.66 km/h
38:09	14 TAJNIK D Turnover			25 POULSEN V Steal
38:45				17 AV TEIGUM H Shot right wing post
39:19	27 HORZEN K Goal centre 6m top right (8 JANC B), 79.38 km/h	21 - 20	+1	
39:19				47 VEDELSBOL I 2-minutes suspension
39:19				71 A SKIPAGOTU E for 1 JACOBSEN P Empty goal
40:01				25 POULSEN V Shot breakthrough missed
40:04				1 JACOBSEN P for 78 MITTUN O Goalkeeper back
40:36	14 TAJNIK D 7m received			79 HORN T 7m caused
40:36				79 HORN T 2-minutes suspension
40:36	35 MAKUC D Goal Penalty shot bottom right (14 TAJNIK D), 109.22 km/h	22 - 20	+2	
40:46				78 MITTUN O for 1 JACOBSEN P Empty goal
41:07				Team timeout
41:55				1 JACOBSEN P for 6 MORTENSEN L Goalkeeper back
42:01		22 - 21	+1	71 A SKIPAGOTU E Goal breakthrough bottom right, 88.11 km/h
42:23	27 HORZEN K Turnover			17 AV TEIGUM H Steal
42:50				78 MITTUN O for 1 JACOBSEN P Empty goal
43:26				78 MITTUN O Shot centre 9m missed
43:29				1 JACOBSEN P for 71 A SKIPAGOTU E Goalkeeper back
44:08	35 MAKUC D Goal centre 9m middle left, 102.26 km/h	23 - 21	+2	
44:17				6 MORTENSEN L for 1 JACOBSEN P Empty goal
44:42		23 - 22	+1	78 MITTUN O Goal breakthrough bottom right, 83.63 km/h
44:47				1 JACOBSEN P for 6 MORTENSEN L Goalkeeper back
44:59	8 JANC B Goal right 9m bottom centre, 104.80 km/h	24 - 22	+2	
45:07				6 MORTENSEN L for 1 JACOBSEN P Empty goal
45:30				71 A SKIPAGOTU E Shot centre 9m saved bottom centre
46:23				25 POULSEN V Shot right 9m saved bottom right
46:23				1 JACOBSEN P for 78 MITTUN O Goalkeeper back
47:17	14 TAJNIK D Turnover			17 AV TEIGUM H Steal
47:29	33 ZABIC S Steal			17 AV TEIGUM H Turnover
47:31	Team timeout			
47:59	Technical Fault bench/team			

#### OFFICIAL PARTNERS



#### EHF PARTNERS



#### NATIONAL SUPPLIERS



Match No: 24

## Play by Play

### SLO 30 - 27 FAR

(16 - 15) (14 - 12)

### 2nd HALF

Match Time	SLO - Slovenia	Score	Lead	FAR - Faroe Islands
48:10				6 MORTENSEN L for 1 JACOBSEN P Empty goal
48:27				78 MITTUN O Technical Fault
48:27				1 JACOBSEN P for 78 MITTUN O Goalkeeper back
49:19	8 JANC B Goal flying throw bottom left (30 COKAN T), 57.17 km/h	25	- 22	+3
49:20				6 MORTENSEN L for 1 JACOBSEN P Empty goal
49:55				6 MORTENSEN L Shot left wing saved bottom right
49:56				1 JACOBSEN P for 78 MITTUN O Goalkeeper back
50:42	24 MAKUC A Goal breakthrough top right (35 MAKUC D), 106.45 km/h	26	- 22	+4
50:56				6 MORTENSEN L for 1 JACOBSEN P Empty goal
51:29				17 AV TEIGUM H Shot right wing saved middle left
51:30				1 JACOBSEN P for 71 A SKIPAGOTU E Goalkeeper back
52:07	30 COKAN T Turnover			47 VEDELSBOL I Steal
52:14	35 MAKUC D 7m caused			71 A SKIPAGOTU E 7m received
52:29	1 BAZNIK J for 16 VUJOVIC M Goalkeeper Substitution			
52:30		26	- 23	+3
52:30				71 A SKIPAGOTU E Goal Penalty shot top centre, 77.28 km/h
52:44	16 VUJOVIC M for 1 BAZNIK J Goalkeeper Substitution			
53:15	35 MAKUC D Goal left 9m top right, 105.96 km/h	27	- 23	+4
53:23				71 A SKIPAGOTU E Shot fast break saved bottom right
53:28				78 MITTUN O for 1 JACOBSEN P Empty goal
53:44		27	- 24	+3
53:44				25 POULSEN V Goal breakthrough bottom right (78 MITTUN O), 90.28 km/h
53:49				1 JACOBSEN P for 78 MITTUN O Goalkeeper back
54:16	24 MAKUC A 7m received			25 POULSEN V 7m caused
54:16				25 POULSEN V 2-minutes suspension
54:16	35 MAKUC D Goal Penalty shot bottom right (24 MAKUC A), 101.64 km/h	28	- 24	+4
54:31				7 NORDBERG A for 1 JACOBSEN P Empty goal
55:17		28	- 25	+3
55:17				6 MORTENSEN L Goal left 6m bottom left (78 MITTUN O), 79.98 km/h
55:18				1 JACOBSEN P for 78 MITTUN O Goalkeeper back
55:56	8 JANC B Shot centre 9m saved bottom centre			
56:03	8 JANC B 7m received			30 MIKKELSEN T 7m caused
56:07				12 GUTTESEN T for 1 JACOBSEN P Goalkeeper Substitution
56:07	35 MAKUC D Penalty shot saved middle left			
56:23				47 VEDELSBOL I for 12 GUTTESEN T Empty goal
56:47				7 NORDBERG A Shot right 6m saved middle centre
56:49				1 JACOBSEN P for 71 A SKIPAGOTU E Goalkeeper back
56:52	28 GRMSEK T Turnover Fastbreak			78 MITTUN O Steal
57:00		28	- 26	+2
57:00				17 AV TEIGUM H Goal right wing bottom right (78 MITTUN O), 92.72 km/h
58:14	51 MACKOVSEK B Shot centre 9m post			
58:21				6 MORTENSEN L for 1 JACOBSEN P Empty goal
58:56				Team timeout
59:03				71 A SKIPAGOTU E Shot left 9m saved bottom right
59:05				1 JACOBSEN P for 6 MORTENSEN L Goalkeeper back
59:19	Team timeout			
59:28	24 MAKUC A Goal breakthrough bottom right, 97.74 km/h	29	- 26	+3
59:36		29	- 27	+2
59:36				71 A SKIPAGOTU E Goal breakthrough bottom right, 86.28 km/h
59:51	19 JOVICIC SS Goal left 6m top left (8 JANC B), 90.51 km/h	30	- 27	+3

#### OFFICIAL PARTNERS



#### EHF PARTNERS



#### NATIONAL SUPPLIERS



### Empty Goal Analysis

Match No: 24

**SLO 30 - 27 FAR**

(16 - 15) (14 - 12)

Referees: MARIN Andreu (ESP) / GARCIA Ignacio (ESP)

#### ATTACKS DURING OWN EMPTY GOAL SITUATION

Players on Court	Attacks		Goals		Saves		Missed		Blocked		Post		Turnovers		Scoring Efficiency		Goals Against	
	SLO	FAR	SLO	FAR	SLO	FAR	SLO	FAR	SLO	FAR	SLO	FAR	SLO	FAR	SLO	FAR	SLO	FAR
7 Against 6	1	25	1	13		10		1				1		3	100	52		1
6 Against 6	4	4	3	1	1	1		1		1				1	75	25		
Others	2	7		6	1	1							1		0	86		
<b>Total:</b>	<b>7</b>	<b>36</b>	<b>4</b>	<b>20</b>	<b>2</b>	<b>12</b>		<b>2</b>		<b>1</b>		<b>1</b>	<b>1</b>	<b>4</b>	<b>57</b>	<b>56</b>		<b>1</b>

#### GOALS/ATTACKS DURING OWN EMPTY GOAL SITUATION - ANALYSIS OF OCCURRENCE (in 5 min intervals)

Players on Court	1st Half											
	0-5		5-10		10-15		15-20		20-25		25-30	
	SLO	FAR	SLO	FAR	SLO	FAR	SLO	FAR	SLO	FAR	SLO	FAR
7 Against 6		0/2		2/2		1/2		2/3		1/1	1/1	2/2
6 Against 6	1/1		1/1			0/1			1/1	0/1	0/1	
Others		1/1		1/1		0/1				1/1	1/1	1/2
<b>Total:</b>	<b>1/1</b>	<b>1/3</b>	<b>1/1</b>	<b>3/3</b>	<b>0/1</b>	<b>1/3</b>		<b>2/3</b>	<b>1/2</b>	<b>2/3</b>	<b>1/2</b>	<b>3/4</b>

Players on Court	2nd Half											
	30-35		35-40		40-45		45-50		50-55		55-60	
	SLO	FAR	SLO	FAR	SLO	FAR	SLO	FAR	SLO	FAR	SLO	FAR
7 Against 6		1/1		2/3		1/2		0/3		1/2		0/2
6 Against 6						0/1						1/1
Others		2/2										
<b>Total:</b>		<b>3/3</b>		<b>2/3</b>		<b>1/3</b>		<b>0/3</b>		<b>1/2</b>		<b>1/3</b>

#### GOALS/ATTACKS DURING OWN EMPTY GOAL SITUATION - ANALYSIS BY DURATION

Team	<15 sec.	15-30 sec.	30-45 sec.	45-60 sec.	>60 sec.
SLO	1/2	2/2	1/2	0/1	
FAR	4/5	6/11	7/14	2/3	1/3

#### SUBSTITUTION SUMMARY

Players	SLO	FAR
Goalkeeper <-> Goalkeeper	8	1
Court Player <-> Goalkeeper	14	73
Court Player <-> Court Player	127	87
<b>Total:</b>	<b>149</b>	<b>161</b>

OFFICIAL PARTNERS



EHF PARTNERS



NATIONAL SUPPLIERS



## Line-Up Analysis

Oslo

Match No: 24

Attendance: 6.770

### SLO 30 - 27 FAR

SLO - Slovenia

Lineup efficiency							Time Played	GF	GA
8 JANC B	14 TAJNIK D	16 VUJOVIC M	19 JOVICIC SS	27 HORZEN K	28 GRMSEK T	51 MACKOVSEK B	4:47	2	1
8 JANC B	14 TAJNIK D	16 VUJOVIC M	19 JOVICIC SS	27 HORZEN K	30 COKAN T	35 MAKUC D	4:03	3	1
5 HENIGMAN N	8 JANC B	16 VUJOVIC M	19 JOVICIC SS	28 GRMSEK T	35 MAKUC D	51 MACKOVSEK B	3:22	0	1
8 JANC B	14 TAJNIK D	16 VUJOVIC M	19 JOVICIC SS	24 MAKUC A	30 COKAN T	35 MAKUC D	2:27	3	0
1 BAZNIK J	19 JOVICIC SS	28 GRMSEK T	35 MAKUC D	51 MACKOVSEK B	77 NOVAK D	95 SUHOLEZNIK M	2:13	1	1
1 BAZNIK J	19 JOVICIC SS	24 MAKUC A	27 HORZEN K	28 GRMSEK T	51 MACKOVSEK B	77 NOVAK D	1:46	0	3
1 BAZNIK J	8 JANC B	20 KODRIN T	35 MAKUC D	51 MACKOVSEK B	77 NOVAK D	95 SUHOLEZNIK M	1:40	0	0
1 BAZNIK J	19 JOVICIC SS	27 HORZEN K	28 GRMSEK T	35 MAKUC D	51 MACKOVSEK B	77 NOVAK D	1:40	1	1
1 BAZNIK J	19 JOVICIC SS	24 MAKUC A	27 HORZEN K	35 MAKUC D	51 MACKOVSEK B	77 NOVAK D	1:38	0	0
1 BAZNIK J	14 TAJNIK D	19 JOVICIC SS	27 HORZEN K	28 GRMSEK T	35 MAKUC D	77 NOVAK D	1:31	0	1
1 BAZNIK J	14 TAJNIK D	20 KODRIN T	27 HORZEN K	28 GRMSEK T	51 MACKOVSEK B	77 NOVAK D	1:30	1	1
5 HENIGMAN N	8 JANC B	16 VUJOVIC M	19 JOVICIC SS	24 MAKUC A	28 GRMSEK T	51 MACKOVSEK B	1:30	0	1
8 JANC B	14 TAJNIK D	16 VUJOVIC M	19 JOVICIC SS	30 COKAN T	33 ZABIC S	35 MAKUC D	1:27	1	0
14 TAJNIK D	16 VUJOVIC M	19 JOVICIC SS	27 HORZEN K	28 GRMSEK T	35 MAKUC D	51 MACKOVSEK B	1:25	0	1
8 JANC B	16 VUJOVIC M	19 JOVICIC SS	27 HORZEN K	28 GRMSEK T	35 MAKUC D	51 MACKOVSEK B	1:25	0	1
1 BAZNIK J	8 JANC B	14 TAJNIK D	20 KODRIN T	35 MAKUC D	77 NOVAK D	95 SUHOLEZNIK M	1:18	2	0
5 HENIGMAN N	8 JANC B	14 TAJNIK D	16 VUJOVIC M	19 JOVICIC SS	28 GRMSEK T	51 MACKOVSEK B	1:18	0	0
8 JANC B	14 TAJNIK D	16 VUJOVIC M	19 JOVICIC SS	27 HORZEN K	28 GRMSEK T	35 MAKUC D	1:13	3	0
1 BAZNIK J	14 TAJNIK D	19 JOVICIC SS	27 HORZEN K	28 GRMSEK T	51 MACKOVSEK B	77 NOVAK D	1:11	0	1
1 BAZNIK J	8 JANC B	14 TAJNIK D	20 KODRIN T	51 MACKOVSEK B	77 NOVAK D	95 SUHOLEZNIK M	1:02	0	0
5 HENIGMAN N	8 JANC B	14 TAJNIK D	16 VUJOVIC M	19 JOVICIC SS	28 GRMSEK T	35 MAKUC D	1:02	1	1
14 TAJNIK D	19 JOVICIC SS	27 HORZEN K	28 GRMSEK T	35 MAKUC D	77 NOVAK D	95 SUHOLEZNIK M	0:57	0	0
14 TAJNIK D	16 VUJOVIC M	19 JOVICIC SS	27 HORZEN K	30 COKAN T	35 MAKUC D	51 MACKOVSEK B	0:57	0	1
1 BAZNIK J	8 JANC B	14 TAJNIK D	20 KODRIN T	24 MAKUC A	77 NOVAK D	95 SUHOLEZNIK M	0:53	1	0
1 BAZNIK J	8 JANC B	20 KODRIN T	27 HORZEN K	28 GRMSEK T	51 MACKOVSEK B	77 NOVAK D	0:52	0	0
8 JANC B	14 TAJNIK D	20 KODRIN T	24 MAKUC A	35 MAKUC D	77 NOVAK D	95 SUHOLEZNIK M	0:51	2	0
8 JANC B	16 VUJOVIC M	19 JOVICIC SS	27 HORZEN K	30 COKAN T	35 MAKUC D	51 MACKOVSEK B	0:50	0	0
1 BAZNIK J	8 JANC B	14 TAJNIK D	20 KODRIN T	24 MAKUC A	27 HORZEN K	77 NOVAK D	0:47	1	0
1 BAZNIK J	8 JANC B	14 TAJNIK D	20 KODRIN T	27 HORZEN K	35 MAKUC D	77 NOVAK D	0:43	1	0
8 JANC B	19 JOVICIC SS	27 HORZEN K	30 COKAN T	35 MAKUC D	51 MACKOVSEK B	77 NOVAK D	0:41	0	0
8 JANC B	14 TAJNIK D	16 VUJOVIC M	19 JOVICIC SS	28 GRMSEK T	33 ZABIC S	35 MAKUC D	0:39	0	0
1 BAZNIK J	8 JANC B	14 TAJNIK D	20 KODRIN T	35 MAKUC D	51 MACKOVSEK B	77 NOVAK D	0:37	0	1
8 JANC B	14 TAJNIK D	16 VUJOVIC M	27 HORZEN K	28 GRMSEK T	30 COKAN T	35 MAKUC D	0:37	0	0
8 JANC B	14 TAJNIK D	16 VUJOVIC M	19 JOVICIC SS	33 ZABIC S	35 MAKUC D	51 MACKOVSEK B	0:37	0	0
1 BAZNIK J	14 TAJNIK D	19 JOVICIC SS	24 MAKUC A	27 HORZEN K	51 MACKOVSEK B	77 NOVAK D	0:35	0	0
1 BAZNIK J	8 JANC B	20 KODRIN T	27 HORZEN K	35 MAKUC D	51 MACKOVSEK B	77 NOVAK D	0:34	0	1
8 JANC B	14 TAJNIK D	20 KODRIN T	27 HORZEN K	28 GRMSEK T	35 MAKUC D	77 NOVAK D	0:34	0	0
8 JANC B	14 TAJNIK D	16 VUJOVIC M	27 HORZEN K	28 GRMSEK T	30 COKAN T	51 MACKOVSEK B	0:34	0	1
1 BAZNIK J	19 JOVICIC SS	28 GRMSEK T	30 COKAN T	35 MAKUC D	51 MACKOVSEK B	77 NOVAK D	0:32	0	1
1 BAZNIK J	8 JANC B	14 TAJNIK D	19 JOVICIC SS	24 MAKUC A	35 MAKUC D	77 NOVAK D	0:30	1	0
8 JANC B	14 TAJNIK D	19 JOVICIC SS	20 KODRIN T	24 MAKUC A	27 HORZEN K	77 NOVAK D	0:30	0	0
1 BAZNIK J	19 JOVICIC SS	27 HORZEN K	30 COKAN T	35 MAKUC D	51 MACKOVSEK B	77 NOVAK D	0:28	0	1
8 JANC B	14 TAJNIK D	20 KODRIN T	24 MAKUC A	27 HORZEN K	35 MAKUC D	77 NOVAK D	0:27	0	0
1 BAZNIK J	8 JANC B	14 TAJNIK D	19 JOVICIC SS	24 MAKUC A	27 HORZEN K	77 NOVAK D	0:27	1	0
14 TAJNIK D	16 VUJOVIC M	20 KODRIN T	27 HORZEN K	28 GRMSEK T	51 MACKOVSEK B	77 NOVAK D	0:26	0	0
1 BAZNIK J	14 TAJNIK D	19 JOVICIC SS	27 HORZEN K	35 MAKUC D	51 MACKOVSEK B	77 NOVAK D	0:26	0	0
8 JANC B	16 VUJOVIC M	19 JOVICIC SS	24 MAKUC A	30 COKAN T	35 MAKUC D	51 MACKOVSEK B	0:26	1	1
16 VUJOVIC M	19 JOVICIC SS	28 GRMSEK T	35 MAKUC D	51 MACKOVSEK B	77 NOVAK D	95 SUHOLEZNIK M	0:25	1	1
1 BAZNIK J	8 JANC B	14 TAJNIK D	20 KODRIN T	27 HORZEN K	51 MACKOVSEK B	77 NOVAK D	0:21	0	1
1 BAZNIK J	8 JANC B	14 TAJNIK D	20 KODRIN T	24 MAKUC A	35 MAKUC D	77 NOVAK D	0:20	0	0
8 JANC B	14 TAJNIK D	16 VUJOVIC M	27 HORZEN K	30 COKAN T	35 MAKUC D	51 MACKOVSEK B	0:19	0	1
1 BAZNIK J	14 TAJNIK D	20 KODRIN T	24 MAKUC A	28 GRMSEK T	35 MAKUC D	77 NOVAK D	0:18	0	0
8 JANC B	14 TAJNIK D	16 VUJOVIC M	19 JOVICIC SS	30 COKAN T	35 MAKUC D	51 MACKOVSEK B	0:18	0	0
5 HENIGMAN N	8 JANC B	16 VUJOVIC M	19 JOVICIC SS	24 MAKUC A	35 MAKUC D	51 MACKOVSEK B	0:16	0	0

OFFICIAL PARTNERS



EHF PARTNERS



NATIONAL SUPPLIERS



## Line-Up Analysis

Match No: 24

### SLO 30 - 27 FAR

SLO - Slovenia

Lineup efficiency							Time Played	GF	GA
1 BAZNIK J	8 JANC B	19 JOVICIC SS	24 MAKUC A	30 COKAN T	35 MAKUC D	51 MACKOVSEK B	0:14	0	1
8 JANC B	14 TAJNIK D	19 JOVICIC SS	24 MAKUC A	27 HORZEN K	35 MAKUC D	77 NOVAK D	0:13	1	0
8 JANC B	14 TAJNIK D	16 VUJOVIC M	19 JOVICIC SS	27 HORZEN K	35 MAKUC D	51 MACKOVSEK B	0:13	0	0
1 BAZNIK J	8 JANC B	14 TAJNIK D	24 MAKUC A	35 MAKUC D	51 MACKOVSEK B	77 NOVAK D	0:12	0	0
8 JANC B	14 TAJNIK D	16 VUJOVIC M	24 MAKUC A	51 MACKOVSEK B	77 NOVAK D	95 SUHOLEZNIK M	0:12	0	0
1 BAZNIK J	8 JANC B	20 KODRIN T	24 MAKUC A	51 MACKOVSEK B	77 NOVAK D	95 SUHOLEZNIK M	0:11	0	0
8 JANC B	14 TAJNIK D	16 VUJOVIC M	24 MAKUC A	35 MAKUC D	51 MACKOVSEK B	77 NOVAK D	0:08	0	1
19 JOVICIC SS	24 MAKUC A	27 HORZEN K	28 GRMSEK T	35 MAKUC D	51 MACKOVSEK B	77 NOVAK D	0:08	1	0
1 BAZNIK J	8 JANC B	14 TAJNIK D	19 JOVICIC SS	27 HORZEN K	35 MAKUC D	77 NOVAK D	0:06	0	0
1 BAZNIK J	19 JOVICIC SS	24 MAKUC A	27 HORZEN K	28 GRMSEK T	35 MAKUC D	77 NOVAK D	0:06	1	0
1 BAZNIK J	8 JANC B	19 JOVICIC SS	30 COKAN T	35 MAKUC D	51 MACKOVSEK B	77 NOVAK D	0:01	0	0
1 BAZNIK J	8 JANC B	14 TAJNIK D	19 JOVICIC SS	24 MAKUC A	30 COKAN T	35 MAKUC D	0:01	0	0

Score development							Time Played	G Diff.
8 JANC B	14 TAJNIK D	16 VUJOVIC M	19 JOVICIC SS	27 HORZEN K	28 GRMSEK T	35 MAKUC D	1:13	+3
8 JANC B	14 TAJNIK D	16 VUJOVIC M	19 JOVICIC SS	24 MAKUC A	30 COKAN T	35 MAKUC D	2:27	+3
8 JANC B	14 TAJNIK D	20 KODRIN T	24 MAKUC A	35 MAKUC D	77 NOVAK D	95 SUHOLEZNIK M	0:51	+2
1 BAZNIK J	8 JANC B	14 TAJNIK D	20 KODRIN T	35 MAKUC D	77 NOVAK D	95 SUHOLEZNIK M	1:18	+2
8 JANC B	14 TAJNIK D	16 VUJOVIC M	19 JOVICIC SS	27 HORZEN K	30 COKAN T	35 MAKUC D	4:03	+2
1 BAZNIK J	19 JOVICIC SS	24 MAKUC A	27 HORZEN K	28 GRMSEK T	35 MAKUC D	77 NOVAK D	0:06	+1
19 JOVICIC SS	24 MAKUC A	27 HORZEN K	28 GRMSEK T	35 MAKUC D	51 MACKOVSEK B	77 NOVAK D	0:08	+1
8 JANC B	14 TAJNIK D	19 JOVICIC SS	24 MAKUC A	27 HORZEN K	35 MAKUC D	77 NOVAK D	0:13	+1
1 BAZNIK J	8 JANC B	14 TAJNIK D	19 JOVICIC SS	24 MAKUC A	27 HORZEN K	77 NOVAK D	0:27	+1
1 BAZNIK J	8 JANC B	14 TAJNIK D	19 JOVICIC SS	24 MAKUC A	35 MAKUC D	77 NOVAK D	0:30	+1
1 BAZNIK J	8 JANC B	14 TAJNIK D	20 KODRIN T	27 HORZEN K	35 MAKUC D	77 NOVAK D	0:43	+1
1 BAZNIK J	8 JANC B	14 TAJNIK D	20 KODRIN T	24 MAKUC A	27 HORZEN K	77 NOVAK D	0:47	+1
1 BAZNIK J	8 JANC B	14 TAJNIK D	20 KODRIN T	24 MAKUC A	77 NOVAK D	95 SUHOLEZNIK M	0:53	+1
8 JANC B	14 TAJNIK D	16 VUJOVIC M	19 JOVICIC SS	30 COKAN T	33 ZABIC S	35 MAKUC D	1:27	+1
8 JANC B	14 TAJNIK D	16 VUJOVIC M	19 JOVICIC SS	27 HORZEN K	28 GRMSEK T	51 MACKOVSEK B	4:47	+1
1 BAZNIK J	8 JANC B	19 JOVICIC SS	30 COKAN T	35 MAKUC D	51 MACKOVSEK B	77 NOVAK D	0:01	0
1 BAZNIK J	8 JANC B	14 TAJNIK D	19 JOVICIC SS	24 MAKUC A	30 COKAN T	35 MAKUC D	0:01	0
1 BAZNIK J	8 JANC B	14 TAJNIK D	19 JOVICIC SS	27 HORZEN K	35 MAKUC D	77 NOVAK D	0:06	0
1 BAZNIK J	8 JANC B	20 KODRIN T	24 MAKUC A	51 MACKOVSEK B	77 NOVAK D	95 SUHOLEZNIK M	0:11	0
1 BAZNIK J	8 JANC B	14 TAJNIK D	24 MAKUC A	35 MAKUC D	51 MACKOVSEK B	77 NOVAK D	0:12	0
8 JANC B	14 TAJNIK D	16 VUJOVIC M	24 MAKUC A	51 MACKOVSEK B	77 NOVAK D	95 SUHOLEZNIK M	0:12	0
8 JANC B	14 TAJNIK D	16 VUJOVIC M	19 JOVICIC SS	27 HORZEN K	35 MAKUC D	51 MACKOVSEK B	0:13	0
5 HENIGMAN N	8 JANC B	16 VUJOVIC M	19 JOVICIC SS	24 MAKUC A	35 MAKUC D	51 MACKOVSEK B	0:16	0
1 BAZNIK J	14 TAJNIK D	20 KODRIN T	24 MAKUC A	28 GRMSEK T	35 MAKUC D	77 NOVAK D	0:18	0
8 JANC B	14 TAJNIK D	16 VUJOVIC M	19 JOVICIC SS	30 COKAN T	35 MAKUC D	51 MACKOVSEK B	0:18	0
1 BAZNIK J	8 JANC B	14 TAJNIK D	20 KODRIN T	24 MAKUC A	35 MAKUC D	77 NOVAK D	0:20	0
16 VUJOVIC M	19 JOVICIC SS	28 GRMSEK T	35 MAKUC D	51 MACKOVSEK B	77 NOVAK D	95 SUHOLEZNIK M	0:25	0
14 TAJNIK D	16 VUJOVIC M	20 KODRIN T	27 HORZEN K	28 GRMSEK T	51 MACKOVSEK B	77 NOVAK D	0:26	0
1 BAZNIK J	14 TAJNIK D	19 JOVICIC SS	27 HORZEN K	35 MAKUC D	51 MACKOVSEK B	77 NOVAK D	0:26	0
8 JANC B	16 VUJOVIC M	19 JOVICIC SS	24 MAKUC A	30 COKAN T	35 MAKUC D	51 MACKOVSEK B	0:26	0
8 JANC B	14 TAJNIK D	20 KODRIN T	24 MAKUC A	27 HORZEN K	35 MAKUC D	77 NOVAK D	0:27	0
8 JANC B	14 TAJNIK D	19 JOVICIC SS	20 KODRIN T	24 MAKUC A	27 HORZEN K	77 NOVAK D	0:30	0
8 JANC B	14 TAJNIK D	20 KODRIN T	27 HORZEN K	28 GRMSEK T	35 MAKUC D	77 NOVAK D	0:34	0
1 BAZNIK J	14 TAJNIK D	19 JOVICIC SS	24 MAKUC A	27 HORZEN K	51 MACKOVSEK B	77 NOVAK D	0:35	0
8 JANC B	14 TAJNIK D	16 VUJOVIC M	27 HORZEN K	28 GRMSEK T	30 COKAN T	35 MAKUC D	0:37	0
8 JANC B	14 TAJNIK D	16 VUJOVIC M	19 JOVICIC SS	33 ZABIC S	35 MAKUC D	51 MACKOVSEK B	0:37	0
8 JANC B	14 TAJNIK D	16 VUJOVIC M	19 JOVICIC SS	28 GRMSEK T	33 ZABIC S	35 MAKUC D	0:39	0
8 JANC B	19 JOVICIC SS	27 HORZEN K	30 COKAN T	35 MAKUC D	51 MACKOVSEK B	77 NOVAK D	0:41	0
8 JANC B	16 VUJOVIC M	19 JOVICIC SS	27 HORZEN K	30 COKAN T	35 MAKUC D	51 MACKOVSEK B	0:50	0

OFFICIAL PARTNERS



EHF PARTNERS



NATIONAL SUPPLIERS



## Line-Up Analysis

Oslo

Match No: 24

Attendance: 6.770

### SLO 30 - 27 FAR

#### SLO - Slovenia

Score development								Time Played	G Diff.
1 BAZNIK J	8 JANC B	20 KODRIN T	27 HORZEN K	28 GRMSEK T	51 MACKOVSEK B	77 NOVAK D	0:52	0	
14 TAJNIK D	19 JOVICIC SS	27 HORZEN K	28 GRMSEK T	35 MAKUC D	77 NOVAK D	95 SUHOLEZNIK M	0:57	0	
1 BAZNIK J	8 JANC B	14 TAJNIK D	20 KODRIN T	51 MACKOVSEK B	77 NOVAK D	95 SUHOLEZNIK M	1:02	0	
5 HENIGMAN N	8 JANC B	14 TAJNIK D	16 VUJOVIC M	19 JOVICIC SS	28 GRMSEK T	35 MAKUC D	1:02	0	
5 HENIGMAN N	8 JANC B	14 TAJNIK D	16 VUJOVIC M	19 JOVICIC SS	28 GRMSEK T	51 MACKOVSEK B	1:18	0	
1 BAZNIK J	14 TAJNIK D	20 KODRIN T	27 HORZEN K	28 GRMSEK T	51 MACKOVSEK B	77 NOVAK D	1:30	0	
1 BAZNIK J	19 JOVICIC SS	24 MAKUC A	27 HORZEN K	35 MAKUC D	51 MACKOVSEK B	77 NOVAK D	1:38	0	
1 BAZNIK J	8 JANC B	20 KODRIN T	35 MAKUC D	51 MACKOVSEK B	77 NOVAK D	95 SUHOLEZNIK M	1:40	0	
1 BAZNIK J	19 JOVICIC SS	27 HORZEN K	28 GRMSEK T	35 MAKUC D	51 MACKOVSEK B	77 NOVAK D	1:40	0	
1 BAZNIK J	19 JOVICIC SS	28 GRMSEK T	35 MAKUC D	51 MACKOVSEK B	77 NOVAK D	95 SUHOLEZNIK M	2:13	0	
8 JANC B	14 TAJNIK D	16 VUJOVIC M	24 MAKUC A	35 MAKUC D	51 MACKOVSEK B	77 NOVAK D	0:08	-1	
1 BAZNIK J	8 JANC B	19 JOVICIC SS	24 MAKUC A	30 COKAN T	35 MAKUC D	51 MACKOVSEK B	0:14	-1	
8 JANC B	14 TAJNIK D	16 VUJOVIC M	27 HORZEN K	30 COKAN T	35 MAKUC D	51 MACKOVSEK B	0:19	-1	
1 BAZNIK J	8 JANC B	14 TAJNIK D	20 KODRIN T	27 HORZEN K	51 MACKOVSEK B	77 NOVAK D	0:21	-1	
1 BAZNIK J	19 JOVICIC SS	27 HORZEN K	30 COKAN T	35 MAKUC D	51 MACKOVSEK B	77 NOVAK D	0:28	-1	
1 BAZNIK J	19 JOVICIC SS	28 GRMSEK T	30 COKAN T	35 MAKUC D	51 MACKOVSEK B	77 NOVAK D	0:32	-1	
1 BAZNIK J	8 JANC B	20 KODRIN T	27 HORZEN K	35 MAKUC D	51 MACKOVSEK B	77 NOVAK D	0:34	-1	
8 JANC B	14 TAJNIK D	16 VUJOVIC M	27 HORZEN K	28 GRMSEK T	30 COKAN T	51 MACKOVSEK B	0:34	-1	
1 BAZNIK J	8 JANC B	14 TAJNIK D	20 KODRIN T	35 MAKUC D	51 MACKOVSEK B	77 NOVAK D	0:37	-1	
14 TAJNIK D	16 VUJOVIC M	19 JOVICIC SS	27 HORZEN K	30 COKAN T	35 MAKUC D	51 MACKOVSEK B	0:57	-1	
1 BAZNIK J	14 TAJNIK D	19 JOVICIC SS	27 HORZEN K	28 GRMSEK T	51 MACKOVSEK B	77 NOVAK D	1:11	-1	
14 TAJNIK D	16 VUJOVIC M	19 JOVICIC SS	27 HORZEN K	28 GRMSEK T	35 MAKUC D	51 MACKOVSEK B	1:25	-1	
8 JANC B	16 VUJOVIC M	19 JOVICIC SS	27 HORZEN K	28 GRMSEK T	35 MAKUC D	51 MACKOVSEK B	1:25	-1	
5 HENIGMAN N	8 JANC B	16 VUJOVIC M	19 JOVICIC SS	24 MAKUC A	28 GRMSEK T	51 MACKOVSEK B	1:30	-1	
1 BAZNIK J	14 TAJNIK D	19 JOVICIC SS	27 HORZEN K	28 GRMSEK T	35 MAKUC D	77 NOVAK D	1:31	-1	
5 HENIGMAN N	8 JANC B	16 VUJOVIC M	19 JOVICIC SS	28 GRMSEK T	35 MAKUC D	51 MACKOVSEK B	3:22	-1	
1 BAZNIK J	19 JOVICIC SS	24 MAKUC A	27 HORZEN K	28 GRMSEK T	51 MACKOVSEK B	77 NOVAK D	1:46	-3	

Empty Goal								Time Played	GF	GA
14 TAJNIK D	19 JOVICIC SS	27 HORZEN K	28 GRMSEK T	35 MAKUC D	77 NOVAK D	95 SUHOLEZNIK M	0:57	0	0	
8 JANC B	14 TAJNIK D	20 KODRIN T	24 MAKUC A	35 MAKUC D	77 NOVAK D	95 SUHOLEZNIK M	0:51	2	0	
8 JANC B	19 JOVICIC SS	27 HORZEN K	30 COKAN T	35 MAKUC D	51 MACKOVSEK B	77 NOVAK D	0:41	0	0	
8 JANC B	14 TAJNIK D	20 KODRIN T	27 HORZEN K	28 GRMSEK T	35 MAKUC D	77 NOVAK D	0:34	0	0	
8 JANC B	14 TAJNIK D	19 JOVICIC SS	20 KODRIN T	24 MAKUC A	27 HORZEN K	77 NOVAK D	0:30	0	0	
8 JANC B	14 TAJNIK D	20 KODRIN T	24 MAKUC A	27 HORZEN K	35 MAKUC D	77 NOVAK D	0:27	0	0	
8 JANC B	14 TAJNIK D	19 JOVICIC SS	24 MAKUC A	27 HORZEN K	35 MAKUC D	77 NOVAK D	0:13	1	0	
19 JOVICIC SS	24 MAKUC A	27 HORZEN K	28 GRMSEK T	35 MAKUC D	51 MACKOVSEK B	77 NOVAK D	0:08	1	0	

#### OFFICIAL PARTNERS



#### EHF PARTNERS



#### NATIONAL SUPPLIERS



### Preliminary Round - Group D

## Line-Up Analysis

Oslo

Attendance: 6.770

Match No: 24

## SLO 30 - 27 FAR

### FAR - Faroe Islands

Lineup efficiency								Time Played	GF	GA
6 MORTENSEN L	17 AV TEIGUM H	25 POULSEN V	47 VEDELSBOL I	71 A SKIPAGOTU E	78 MITTUN O	79 HORN T	12:29	5	1	
1 JACOBSEN P	6 MORTENSEN L	17 AV TEIGUM H	25 POULSEN V	47 VEDELSBOL I	71 A SKIPAGOTU E	79 HORN T	9:33	1	7	
1 JACOBSEN P	17 AV TEIGUM H	25 POULSEN V	30 MIKKELSEN T	47 VEDELSBOL I	71 A SKIPAGOTU E	79 HORN T	7:40	2	7	
6 MORTENSEN L	7 NORDBERG A	17 AV TEIGUM H	47 VEDELSBOL I	71 A SKIPAGOTU E	78 MITTUN O	79 HORN T	5:55	8	0	
6 MORTENSEN L	7 NORDBERG A	8 MIKKJALSSON P	17 AV TEIGUM H	71 A SKIPAGOTU E	78 MITTUN O	79 HORN T	3:39	3	0	
1 JACOBSEN P	6 MORTENSEN L	8 MIKKJALSSON P	17 AV TEIGUM H	25 POULSEN V	71 A SKIPAGOTU E	79 HORN T	2:43	1	1	
1 JACOBSEN P	17 AV TEIGUM H	25 POULSEN V	30 MIKKELSEN T	47 VEDELSBOL I	78 MITTUN O	79 HORN T	2:09	0	2	
1 JACOBSEN P	6 MORTENSEN L	17 AV TEIGUM H	25 POULSEN V	30 MIKKELSEN T	47 VEDELSBOL I	79 HORN T	1:54	0	1	
1 JACOBSEN P	7 NORDBERG A	17 AV TEIGUM H	30 MIKKELSEN T	47 VEDELSBOL I	71 A SKIPAGOTU E	79 HORN T	1:53	1	0	
1 JACOBSEN P	6 MORTENSEN L	25 POULSEN V	47 VEDELSBOL I	71 A SKIPAGOTU E	78 MITTUN O	79 HORN T	1:10	0	2	
1 JACOBSEN P	6 MORTENSEN L	7 NORDBERG A	7 NORDBERG A	47 VEDELSBOL I	78 MITTUN O	79 HORN T	1:06	1	0	
1 JACOBSEN P	6 MORTENSEN L	17 AV TEIGUM H	25 POULSEN V	30 MIKKELSEN T	71 A SKIPAGOTU E	79 HORN T	0:58	1	1	
1 JACOBSEN P	6 MORTENSEN L	8 MIKKJALSSON P	17 AV TEIGUM H	71 A SKIPAGOTU E	78 MITTUN O	79 HORN T	0:56	0	1	
1 JACOBSEN P	7 NORDBERG A	17 AV TEIGUM H	25 POULSEN V	30 MIKKELSEN T	71 A SKIPAGOTU E	79 HORN T	0:49	0	0	
1 JACOBSEN P	17 AV TEIGUM H	25 POULSEN V	30 MIKKELSEN T	47 VEDELSBOL I	71 A SKIPAGOTU E	78 MITTUN O	0:41	1	2	
1 JACOBSEN P	6 MORTENSEN L	8 MIKKJALSSON P	17 AV TEIGUM H	30 MIKKELSEN T	71 A SKIPAGOTU E	79 HORN T	0:30	0	1	
1 JACOBSEN P	6 MORTENSEN L	7 NORDBERG A	8 MIKKJALSSON P	17 AV TEIGUM H	71 A SKIPAGOTU E	79 HORN T	0:30	0	0	
1 JACOBSEN P	17 AV TEIGUM H	25 POULSEN V	47 VEDELSBOL I	71 A SKIPAGOTU E	78 MITTUN O	79 HORN T	0:30	1	0	
6 MORTENSEN L	7 NORDBERG A	17 AV TEIGUM H	25 POULSEN V	71 A SKIPAGOTU E	78 MITTUN O	79 HORN T	0:30	1	0	
1 JACOBSEN P	6 MORTENSEN L	8 MIKKJALSSON P	17 AV TEIGUM H	25 POULSEN V	30 MIKKELSEN T	79 HORN T	0:27	0	1	
1 JACOBSEN P	7 NORDBERG A	17 AV TEIGUM H	30 MIKKELSEN T	47 VEDELSBOL I	78 MITTUN O	79 HORN T	0:26	0	1	
1 JACOBSEN P	6 MORTENSEN L	7 NORDBERG A	17 AV TEIGUM H	47 VEDELSBOL I	71 A SKIPAGOTU E	79 HORN T	0:24	1	0	
1 JACOBSEN P	6 MORTENSEN L	17 AV TEIGUM H	25 POULSEN V	30 MIKKELSEN T	47 VEDELSBOL I	71 A SKIPAGOTU E	0:24	0	1	
6 MORTENSEN L	7 NORDBERG A	17 AV TEIGUM H	47 VEDELSBOL I	71 A SKIPAGOTU E	75 A SKIPAGOTU R	79 HORN T	0:21	0	0	
17 AV TEIGUM H	25 POULSEN V	30 MIKKELSEN T	47 VEDELSBOL I	71 A SKIPAGOTU E	78 MITTUN O	79 HORN T	0:21	0	0	
1 JACOBSEN P	6 MORTENSEN L	17 AV TEIGUM H	47 VEDELSBOL I	71 A SKIPAGOTU E	78 MITTUN O	79 HORN T	0:17	0	0	
7 NORDBERG A	12 GUTTESSEN T	17 AV TEIGUM H	25 POULSEN V	30 MIKKELSEN T	71 A SKIPAGOTU E	79 HORN T	0:16	0	0	
1 JACOBSEN P	6 MORTENSEN L	8 MIKKJALSSON P	25 POULSEN V	71 A SKIPAGOTU E	78 MITTUN O	79 HORN T	0:15	0	0	
1 JACOBSEN P	6 MORTENSEN L	17 AV TEIGUM H	25 POULSEN V	47 VEDELSBOL I	78 MITTUN O	79 HORN T	0:15	0	0	
6 MORTENSEN L	7 NORDBERG A	17 AV TEIGUM H	25 POULSEN V	47 VEDELSBOL I	71 A SKIPAGOTU E	79 HORN T	0:14	0	0	
1 JACOBSEN P	6 MORTENSEN L	7 NORDBERG A	25 POULSEN V	47 VEDELSBOL I	71 A SKIPAGOTU E	79 HORN T	0:14	0	1	
7 NORDBERG A	17 AV TEIGUM H	25 POULSEN V	47 VEDELSBOL I	71 A SKIPAGOTU E	78 MITTUN O	79 HORN T	0:13	0	0	
6 MORTENSEN L	17 AV TEIGUM H	25 POULSEN V	30 MIKKELSEN T	71 A SKIPAGOTU E	78 MITTUN O	79 HORN T	0:10	0	0	
7 NORDBERG A	17 AV TEIGUM H	25 POULSEN V	47 VEDELSBOL I	71 A SKIPAGOTU E	78 MITTUN O	79 HORN T	0:10	0	0	
6 MORTENSEN L	7 NORDBERG A	17 AV TEIGUM H	25 POULSEN V	47 VEDELSBOL I	71 A SKIPAGOTU E	79 HORN T	0:08	0	0	

Score development								Time Played	G Diff.
6 MORTENSEN L	7 NORDBERG A	17 AV TEIGUM H	47 VEDELSBOL I	71 A SKIPAGOTU E	78 MITTUN O	79 HORN T	5:55	+8	
6 MORTENSEN L	17 AV TEIGUM H	25 POULSEN V	47 VEDELSBOL I	71 A SKIPAGOTU E	78 MITTUN O	79 HORN T	12:29	+4	
6 MORTENSEN L	7 NORDBERG A	8 MIKKJALSSON P	17 AV TEIGUM H	71 A SKIPAGOTU E	78 MITTUN O	79 HORN T	3:39	+3	
1 JACOBSEN P	6 MORTENSEN L	7 NORDBERG A	17 AV TEIGUM H	47 VEDELSBOL I	71 A SKIPAGOTU E	79 HORN T	0:24	+1	
1 JACOBSEN P	17 AV TEIGUM H	25 POULSEN V	47 VEDELSBOL I	71 A SKIPAGOTU E	78 MITTUN O	79 HORN T	0:30	+1	
6 MORTENSEN L	7 NORDBERG A	17 AV TEIGUM H	25 POULSEN V	71 A SKIPAGOTU E	78 MITTUN O	79 HORN T	0:30	+1	
1 JACOBSEN P	6 MORTENSEN L	7 NORDBERG A	17 AV TEIGUM H	47 VEDELSBOL I	78 MITTUN O	79 HORN T	1:06	+1	
1 JACOBSEN P	7 NORDBERG A	17 AV TEIGUM H	30 MIKKELSEN T	47 VEDELSBOL I	71 A SKIPAGOTU E	79 HORN T	1:53	+1	
7 NORDBERG A	17 AV TEIGUM H	30 MIKKELSEN T	47 VEDELSBOL I	71 A SKIPAGOTU E	78 MITTUN O	79 HORN T	0:08	0	
6 MORTENSEN L	17 AV TEIGUM H	25 POULSEN V	30 MIKKELSEN T	71 A SKIPAGOTU E	78 MITTUN O	79 HORN T	0:10	0	
7 NORDBERG A	17 AV TEIGUM H	25 POULSEN V	47 VEDELSBOL I	71 A SKIPAGOTU E	78 MITTUN O	79 HORN T	0:13	0	
6 MORTENSEN L	7 NORDBERG A	17 AV TEIGUM H	25 POULSEN V	47 VEDELSBOL I	71 A SKIPAGOTU E	79 HORN T	0:14	0	
1 JACOBSEN P	6 MORTENSEN L	8 MIKKJALSSON P	25 POULSEN V	71 A SKIPAGOTU E	78 MITTUN O	79 HORN T	0:15	0	
1 JACOBSEN P	6 MORTENSEN L	17 AV TEIGUM H	25 POULSEN V	47 VEDELSBOL I	78 MITTUN O	79 HORN T	0:15	0	
7 NORDBERG A	12 GUTTESSEN T	17 AV TEIGUM H	25 POULSEN V	30 MIKKELSEN T	71 A SKIPAGOTU E	79 HORN T	0:16	0	
1 JACOBSEN P	6 MORTENSEN L	17 AV TEIGUM H	47 VEDELSBOL I	71 A SKIPAGOTU E	78 MITTUN O	79 HORN T	0:17	0	
6 MORTENSEN L	7 NORDBERG A	17 AV TEIGUM H	47 VEDELSBOL I	75 A SKIPAGOTU R	78 MITTUN O	79 HORN T	0:21	0	

#### OFFICIAL PARTNERS



#### EHF PARTNERS



#### NATIONAL SUPPLIERS



## Line-Up Analysis

Oslo

Match No: 24

Attendance: 6.770

### SLO 30 - 27 FAR

#### FAR - Faroe Islands

Score development								Time Played	G Diff.
17 AV TEIGUM H	25 POULSEN V	30 MIKKELSEN T	47 VEDELSBOL I	71 A SKIPAGOTU E	78 MITTUN O	79 HORN T	0:21	0	
1 JACOBSEN P	6 MORTENSEN L	7 NORDBERG A	8 MIKKJALSSON P	17 AV TEIGUM H	71 A SKIPAGOTU E	79 HORN T	0:30	0	
1 JACOBSEN P	7 NORDBERG A	17 AV TEIGUM H	25 POULSEN V	30 MIKKELSEN T	71 A SKIPAGOTU E	79 HORN T	0:49	0	
1 JACOBSEN P	6 MORTENSEN L	17 AV TEIGUM H	25 POULSEN V	30 MIKKELSEN T	71 A SKIPAGOTU E	79 HORN T	0:58	0	
1 JACOBSEN P	6 MORTENSEN L	8 MIKKJALSSON P	17 AV TEIGUM H	25 POULSEN V	71 A SKIPAGOTU E	79 HORN T	2:43	0	
1 JACOBSEN P	6 MORTENSEN L	7 NORDBERG A	25 POULSEN V	47 VEDELSBOL I	71 A SKIPAGOTU E	79 HORN T	0:14	-1	
1 JACOBSEN P	6 MORTENSEN L	17 AV TEIGUM H	25 POULSEN V	30 MIKKELSEN T	47 VEDELSBOL I	71 A SKIPAGOTU E	0:24	-1	
1 JACOBSEN P	7 NORDBERG A	17 AV TEIGUM H	30 MIKKELSEN T	47 VEDELSBOL I	78 MITTUN O	79 HORN T	0:26	-1	
1 JACOBSEN P	6 MORTENSEN L	8 MIKKJALSSON P	17 AV TEIGUM H	25 POULSEN V	30 MIKKELSEN T	79 HORN T	0:27	-1	
1 JACOBSEN P	6 MORTENSEN L	8 MIKKJALSSON P	17 AV TEIGUM H	30 MIKKELSEN T	71 A SKIPAGOTU E	79 HORN T	0:30	-1	
1 JACOBSEN P	17 AV TEIGUM H	25 POULSEN V	30 MIKKELSEN T	47 VEDELSBOL I	71 A SKIPAGOTU E	78 MITTUN O	0:41	-1	
1 JACOBSEN P	6 MORTENSEN L	8 MIKKJALSSON P	17 AV TEIGUM H	71 A SKIPAGOTU E	78 MITTUN O	79 HORN T	0:56	-1	
1 JACOBSEN P	6 MORTENSEN L	17 AV TEIGUM H	25 POULSEN V	30 MIKKELSEN T	47 VEDELSBOL I	79 HORN T	1:54	-1	
1 JACOBSEN P	6 MORTENSEN L	25 POULSEN V	47 VEDELSBOL I	71 A SKIPAGOTU E	78 MITTUN O	79 HORN T	1:10	-2	
1 JACOBSEN P	17 AV TEIGUM H	25 POULSEN V	30 MIKKELSEN T	47 VEDELSBOL I	78 MITTUN O	79 HORN T	2:09	-2	
1 JACOBSEN P	17 AV TEIGUM H	25 POULSEN V	30 MIKKELSEN T	47 VEDELSBOL I	71 A SKIPAGOTU E	79 HORN T	7:40	-5	
1 JACOBSEN P	6 MORTENSEN L	17 AV TEIGUM H	25 POULSEN V	47 VEDELSBOL I	71 A SKIPAGOTU E	79 HORN T	9:33	-6	

Empty Goal								Time Played	GF	GA
6 MORTENSEN L	17 AV TEIGUM H	25 POULSEN V	47 VEDELSBOL I	71 A SKIPAGOTU E	78 MITTUN O	79 HORN T	12:29	5	1	
6 MORTENSEN L	7 NORDBERG A	17 AV TEIGUM H	47 VEDELSBOL I	71 A SKIPAGOTU E	78 MITTUN O	79 HORN T	5:55	8	0	
6 MORTENSEN L	7 NORDBERG A	8 MIKKJALSSON P	17 AV TEIGUM H	71 A SKIPAGOTU E	78 MITTUN O	79 HORN T	3:39	3	0	
6 MORTENSEN L	7 NORDBERG A	17 AV TEIGUM H	25 POULSEN V	71 A SKIPAGOTU E	78 MITTUN O	79 HORN T	0:30	1	0	
6 MORTENSEN L	7 NORDBERG A	17 AV TEIGUM H	47 VEDELSBOL I	75 A SKIPAGOTU R	78 MITTUN O	79 HORN T	0:21	0	0	
17 AV TEIGUM H	25 POULSEN V	30 MIKKELSEN T	47 VEDELSBOL I	71 A SKIPAGOTU E	78 MITTUN O	79 HORN T	0:21	0	0	
6 MORTENSEN L	7 NORDBERG A	17 AV TEIGUM H	25 POULSEN V	47 VEDELSBOL I	71 A SKIPAGOTU E	79 HORN T	0:14	0	0	
7 NORDBERG A	17 AV TEIGUM H	25 POULSEN V	47 VEDELSBOL I	71 A SKIPAGOTU E	78 MITTUN O	79 HORN T	0:13	0	0	
6 MORTENSEN L	17 AV TEIGUM H	25 POULSEN V	30 MIKKELSEN T	71 A SKIPAGOTU E	78 MITTUN O	79 HORN T	0:10	0	0	
7 NORDBERG A	17 AV TEIGUM H	30 MIKKELSEN T	47 VEDELSBOL I	71 A SKIPAGOTU E	78 MITTUN O	79 HORN T	0:08	0	0	

Legend:  
G Diff. Goals Difference

#### OFFICIAL PARTNERS



#### EHF PARTNERS



#### NATIONAL SUPPLIERS

