

Start List

Match No: 20

NOR - POL

Referees: PAVICEVIC Ivan (MNE) / RAZNATOVIC Milos (MNE)	EHF Supervisor: MANCHADO LOPEZ Carmen (ESP)
Reserve Referees: NIKOLOV Slave (MKD) / NACHEVSKI Gjorgji (MKD)	EHF Observer: SONDORS Zigmars (LAT)
	Timekeeper: SCHUBERT Philip (GER)
	Scorekeeper: RODDE Katrin (GER)

NOR - Norway

No.	Name	Pos.	Height m	Int. Matches		Competition Statistics							
				MP	G	MP	G	7mG	YC	2Min	RC	S	7mS
12	SÆVERAS Kristian Skinstad	GK	1.94	74	3								
30	BERGERUD Torbjorn Sittrup	GK	2.01	133	0								
5	SAGOSEN Sander	LB	1.95	156	792								
6	BARTHOLD Sebastian	LW	1.85	71	197								
9	JAKOBSEN Henrik	P	1.96	53	50								
11	OVERBY Petter	P	2.00	125	121								
19	BJORNSEN Kristian	RW	1.91	184	660								
21	GULLERUD Magnus	P	1.94	180	263								
22	GRONDAHL Tobias Schjolberg	CB	1.83	24	44								
23	JOHANNESSEN Goran Sogard	LB	1.93	104	247								
24	O'SULLIVAN Christian	CB	1.90	179	286								
27	REINKIND Harald	RB	1.97	158	341								
43	LYSE Simen Ulstad	LB	1.99	4	11								
44	GULLIKSEN Kevin Maagero	RW	1.80	92	164								
71	BLONZ Alexandre Christoffersen	LW	1.89	72	146								
77	ROD Magnus Abelvik	RB	2.04	86	193								
(NN)	AGA Vetle Eck	P	1.90	40	4								
(NN)	OVERJORDET Sander Andreassen	CB	1.91	48	47								
(NN)	TOFT Erik Thorsteinsen	LB	1.92	28	54								
Headcoach		WILLE Jonas Liberg		Bench/Team									

NOR Played		
PR	POL	11 JAN
PR	FAR	13 JAN
PR	SLO	15 JAN

POL - Poland

No.	Name	Pos.	Height m	Int. Matches		Competition Statistics							
				MP	G	MP	G	7mG	YC	2Min	RC	S	7mS
1	KORNECKI Mateusz	GK	1.93	73	6								
50	SKRZYNIARZ Jakub	GK	1.89	20	0								
2	PRZYTULA Damian	LB	2.00	38	64								
5	OLEJNICZAK Michal	CB	1.97	64	109								
8	BIS Bartlomiej	P	1.94	29	12								
9	SICKO Szymon	LB	2.00	59	222								
11	PATEREK Pawel	CB	1.86	10	14								
12	PIETRASIK Ariel	LB	2.02	34	66								
15	POWARZYNSKI Jakub	CB	1.92	5	7								
21	SYPRZAK Kamil	P	2.07	168	351								
22	KOSMALA Mateusz	RW	1.82	5	11								
28	GEBALA Maciej	P	2.00	96	127								
33	SZYSZKO Jakub	RW	1.79	6	14								
34	URBANIAK Przemyslaw	LW	1.82	5	10								
36	DAWYDZIK Dawid	P	2.00	54	74								
44	CZAPLINSKI Mikołaj	RW	1.88	14	23								
(NN)	DASZEK Michal	RW	1.82	150	383								
(NN)	JEDRASZCZYK Piotr	CB	1.77	33	63								
Headcoach		LIJEWSKI Marcin		Bench/Team									

POL Played		
PR	NOR	11 JAN
PR	SLO	13 JAN
PR	FAR	15 JAN

Notes:
Players below the bold line are not playing in this match.

Legend:	2Min 2-Minute Suspensions G Goals MP Matches Played RB Right Back S Saves	7mG 7-metre Goals GK Goalkeeper P Line Player RC Red Cards (Direct and after 3rd 2-Minute Suspension) YC Yellow Cards	7mS 7-metre Saves LB Left Back Pos Position
----------------	--	--	--

Results

Match No: 20

NOR 32 - 21 POL

(15 - 10) (17 - 11)

Referees: PAVICEVIC Ivan (MNE) / RAZNATOVIC Milos (MNE)

Norway

Coach: WILLE Jonas Liberg

Time outs: 2

No.	Name	Total			Goals / Shots							Punishments			TP	
		Goals	Shots	%	7m	6m	Wing	BT	FB	FTO	9m	EG	YC	RC		2M
5	SAGOSEN Sander	6	12	50	2/2			3/3	1/1		0/6					36:54
6	BARTHOLD Sebastian	4	4	100		2/2	1/1					1/1				49:53
9	JAKOBSEN Henrik	1	1	100					1/1							7:37
11	OVERBY Petter	2	2	100		2/2										34:54
12	SÆVERAS Kristian Skinstad															13:51
19	BJORNSEN Kristian	4	4	100		1/1	1/1		2/2							49:36
21	GULLERUD Magnus	3	3	100			3/3							1		21:16
22	GRONDAHL Tobias Schjolberg	1	3	33	0/1	0/1					1/1					7:23
23	JOHANNESSEN Goran Sogard	4	4	100		2/2			1/1		1/1					29:53
24	O'SULLIVAN Christian	0	1	0					0/1							42:54
27	REINKIND Harald	1	3	33							1/3					27:59
30	BERGERUD Torbjorn Sittrup															45:34
43	LYSE Simen Ulstad	1	1	100							1/1					3:51
44	GULLIKSEN Kevin Maagero															6:40
71	BLOUZ Alexandre Christoffersen	0	1	0					0/1							9:44
77	ROD Magnus Abelvik	5	8	63		2/2		3/3			0/3					32:01
Totals		32	47	68	2/3	12/13	2/3	7/8	4/4		4/15	1/1			1	60:00

No.	Name	Total			Saves / Shots							
		Saves	Shots	%	7m	6m	Wing	BT	FB	FTO	9m	
12	SÆVERAS Kristian Skinstad	2	8	25	0/1	0/1			0/1		2/5	
30	BERGERUD Torbjorn Sittrup	9	24	38	0/1	1/4	1/2	2/4	0/3		5/10	
Totals		11	32	34	0/2	1/5	1/2	2/4	0/4		7/15	

Poland

Coach: LIJEWSKI Marcin

Time outs: 2

No.	Name	Total			Goals / Shots							Punishments			TP	
		Goals	Shots	%	7m	6m	Wing	BT	FB	FTO	9m	EG	YC	RC		2M
1	KORNECKI Mateusz															5:55
2	PRZYTLA Damian	1	4	25							1/4					16:57
5	OLEJNICZAK Michal	1	3	33							1/3		1	3		37:49
8	BIS Bartlomiej													1		31:13
9	SICKO Szymon	5	11	45		1/1		1/1			3/9					29:54
11	PATEREK Pawel	2	4	50		1/2		0/1			1/1					31:14
12	PIETRASIK Ariel	3	7	43		0/2			1/1		2/4					33:28
15	POWARZYNSKI Jakub	1	2	50				1/2								13:00
21	SYPRZAK Kamil	2	2	100	2/2											15:09
22	KOSMALA Mateusz															8:22
28	GEBALA Maciej	2	2	100		2/2										27:18
33	SZYSZKO Jakub	1	3	33			0/2		1/1							43:31
34	URBANIAK Przemyslaw	1	1	100					1/1							6:24
36	DAWYDZIK Dawid	0	1	0		0/1										17:59
44	CZAPLINSKI Mikołaj	2	2	100			1/1		1/1							51:18
50	SKRZYNIARZ Jakub															50:29
Totals		21	42	50	2/2	4/8	1/3	2/4	4/4		8/21		1	4		60:00

No.	Name	Total			Saves / Shots							
		Saves	Shots	%	7m	6m	Wing	BT	FB	FTO	9m	
1	KORNECKI Mateusz	1	5	20		0/1	1/1		0/1		0/2	
50	SKRZYNIARZ Jakub	9	36	25	1/3	1/12	0/2	1/8	0/3		6/8	
EG			1									
Totals		10	42	24	1/3	1/13	1/3	1/8	0/4		6/10	

Attacks

Team	All		Player Majority		Player Minority		Position Attacks		FB		Ind. FB		Team FB		TO	TO %
	G/Att.	%	G/Att.	%	G/Att.	%	G/Att.	%	G/Att.	%	G/Att.	%	G/Att.	%		
NOR	32/53	60	2/4	50	1/1	100	27/47	57	4/5	80			4/5	80	11	21
POL	21/53	40	1/2	50	0/4	0	17/48	35	4/5	80	1/1	100	3/4	75	15	28

Legend:	
%	Efficiency
9m	9-metre Shots
FTO	Fast Throw off
RC	Red Cards (Direct and after 3rd 2-Minute Suspension)
Wing	Wing Shots
2M	2-Minute Suspensions
BT	Breakthroughs
G/Att.	Goals/Attacks
YC	Yellow Cards
6m	6-metre Shots
EG	Empty Goal
Ind.	Individual
TO	Turnover
7m	7-metre Penalty Shots
FB	Fast Breaks
No.	Uniform Number
TP	Time Played

Match Team Statistics

Match No: 20

NOR 32 - 21 POL
(15 - 10) (17 - 11)

Referees: PAVICEVIC Ivan (MNE) / RAZNATOVIC Milos (MNE)

NOR - Norway

Coach: WILLE Jonas Liberg

Time outs: 2

No.	Name	Total			All Goals / Shots								Punishments				Offence			Defence			TP		
		Goals	Shots	%	7m	7m%	6m	Wing	BT	FB	FTO	9m	EG	YC	RC	2M	2+2	AS	R7	TO/TF	ST	BS		P7	
5	SAGOSEN Sander	6	12	50	2/2	100			3/3	1/1		0/6						5		1 / 2				36:54	
6	BARTHOLD Sebastian	4	4	100			2/2	1/1					1/1							/ 1	1			49:53	
9	JAKOBSEN Henrik	1	1	100					1/1															7:37	
11	OVERBY Petter	2	2	100			2/2											2	1			1	1	1	34:54
12	SÆVERAS Kristian Skinstad																								13:51
19	BJORNSEN Kristian	4	4	100			1/1	1/1		2/2															49:36
21	GULLERUD Magnus	3	3	100			3/3								1							1	1		21:16
22	GRONDAHL Tobias Schjolberg	1	3	33	0/1	0	0/1					1/1						2		1					7:23
23	JOHANNESSEN Goran Sogard	4	4	100			2/2		1/1			1/1						2		1 / 1					29:53
24	O'SULLIVAN Christian	0	1	0					0/1									3		1		1			42:54
27	REINKIND Harald	1	3	33								1/3						1	1	2					27:59
30	BERGERUD Torbjorn Sitrup																	1							45:34
43	LYSE Simen Ulstad	1	1	100								1/1						2							3:51
44	GULLIKSEN Kevin Maagero																								6:40
71	BLONZ Alexandre Christoffersen	0	1	0				0/1																	9:44
77	ROD Magnus Abelvik	5	8	63			2/2		3/3			0/3						1	1	/ 1					32:01
Totals		32	47	68	2/3	67	12/13	2/3	7/8	4/4		4/15	1/1			1		19	3	6 / 5	3	2	2		

No.	Name	Total			All Saves / Shots										
		Saves	Shots	%	7m	7m%	6m	Wing	BT	FB	FTO	9m	9m%	NS	NS%
12	SÆVERAS Kristian Skinstad	2	8	25	0/1	0	0/1			0/1		2/5	40	0/1	0
30	BERGERUD Torbjorn Sitrup	9	24	38	0/1	0	1/4	1/2	2/4	0/3		5/10	50	4/10	40
Totals		11	32	34	0/2	0	1/5	1/2	2/4	0/4		7/15	47	4/11	36

Attacks

Team	All		Player Majority		Player Minority		Position Attacks		FB		Ind. FB		Team FB		TO	TO %
	G/Att.	%	G/Att.	%	G/Att.	%	G/Att.	%	G/Att.	%	G/Att.	%	G/Att.	%		
NOR	32/53	60	2/4	50	1/1	100	27/47	57	4/5	80			4/5	80	11	21

Team Shots

	Goals	Saves	Missed	Post	Blocked	Total	%	Prop %
6m Shots	12	1				13	92	28
Wing Shots	2	1				3	67	6
L R	1 1	1				2 1	50 100	4 2
9m Shots	4	6	1	2	2	15	27	32
L C R	2 1 1	1 4 1	1	1 1	1 1	4 7 4	50 14 25	9 15 9
7m Penalty Throws	2	1				3	67	6
Fast Breaks	4					4	100	9
Breakthroughs	7	1				8	88	17
Totals	32	10	1	2	2	47	68	100

Legend:	
% Efficiency	2M 2-Minute Suspensions
9m 9-metre Shots	AS Assists
EG Empty Goal	FB Fast Breaks
L Left	NS Near Shots
R Right	RC Red Cards (Direct and after 3rd 2-Minute Suspension)
TP Time Played	Wing Wing Shots
	2+2 2+2 Minute Suspensions
	BS Blocked Shots
	FTO Fast Throw off
	P7 Penalty 7-metre Fouls
	YC Yellow Cards
	6m 6-metre Shots
	BT Breakthroughs
	G/Att. Goals/Attacks
	Prop % Proportion of Goals
	ST Steals
	7m 7-metre Penalty Shots
	C Center
	Ind. Individual
	R7 Received 7-metre Fouls
	TO/TF Turnover/Technical Faults

Match Team Statistics

Match No: 20

NOR 32 - 21 POL

(15 - 10) (17 - 11)

Referees: PAVICEVIC Ivan (MNE) / RAZNATOVIC Milos (MNE)

NOR - Norway

OverView of Shot Distribution

5 SAGOSEN S

1/2	0/1	1/1
1/1	0/1	3/3

2-Post 1-Blocked

6 BARTHOLD S

		1/1
2/2		1/1

9 JAKOBSEN H

	1/1	

11 OVERBY P

1/1		1/1

19 BJORNSEN K

1/1		
3/3		

21 GULLERUD M

		1/1
1/1		1/1

22 GRONDAHL T

1/2		
0/1		

23 JOHANNESSEN G

		4/4

24 O'SULLIVAN C

0/1		

27 REINKIND H

0/1	0/1	
1/1		

43 LYSE S

1/1		

44 GULLIKSEN K

71 BLONZ A

0/1		

77 ROD M

2/2	0/1	1/1
1/1		1/1

1-Missed 1-Blocked

Team
Goals / Shots

5/8	1/3	2/2
1/3	0/1	2/2
10/11	0/1	11/11

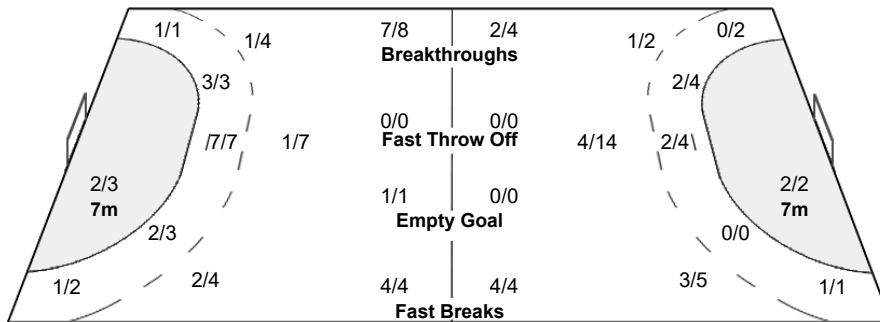
1-Missed 2-Post 2-Blocked

Offence

Defence

Goalkeepers
Saves / Shots

1/3	0/1	1/5
3/3		2/2
0/10	2/2	2/6



Shot Distribution Fast Breaks

Offence

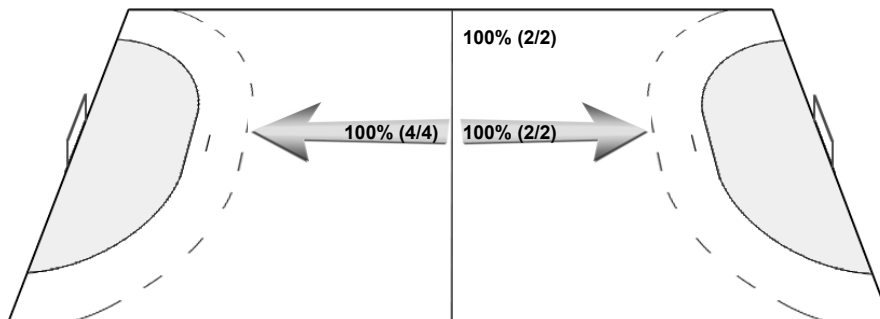
Defence

12 SÆVERAS K

	0/1	
1/1		1/1
0/3		0/2

30 BERGERUD T

1/3		1/5
2/2		1/1
0/7	2/2	2/4



Match Team Statistics
Match No: 20

NOR 32 - 21 POL
(15 - 10) (17 - 11)

Referees: PAVICEVIC Ivan (MNE) / RAZNATOVIC Milos (MNE)

POL - Poland

Coach: LIJEWSKI Marcin

Time outs: 2

No.	Name	Total			All Goals / Shots								Punishments				Offence			Defence			TP	
		Goals	Shots	%	7m	7m%	6m	Wing	BT	FB	FTO	9m	EG	YC	RC	2M	2+2	AS	R7	TO/TF	ST	BS		P7
1	KORNECKI Mateusz																							5:55
2	PRZYTULA Damian	1	4	25							1/4								/ 1			1		16:57
5	OLEJNICZAK Michal	1	3	33							1/3				1	3		2	/ 3			1	37:49	
8	BIS Bartlomiej														1						1	1	31:13	
9	SICKO Szymon	5	11	45			1/1		1/1		3/9						4	1	2		1		29:54	
11	PATEREK Pawel	2	4	50			1/2		0/1		1/1						1	1			1		31:14	
12	PIETRASIK Ariel	3	7	43			0/2			1/1	2/4								/ 1				33:28	
15	POWARZYNSKI Jakub	1	2	50					1/2										1				13:00	
21	SYPRZAK Kamil	2	2	100	2/2	100																1	15:09	
22	KOSMALA Mateusz																						8:22	
28	GEBALA Maciej	2	2	100			2/2																27:18	
33	SZYSZKO Jakub	1	3	33				0/2		1/1													43:31	
34	URBANIAK Przemyslaw	1	1	100						1/1									/ 1		1		6:24	
36	DAWYDZIK Dawid	0	1	0			0/1												1 / 1				17:59	
44	CZAPLINSKI Mikolaj	2	2	100				1/1		1/1									1 / 2				51:18	
50	SKRZYNIARZ Jakub																						50:29	
Team																							1	
Totals		21	42	50	2/2	100	4/8	1/3	2/4	4/4		8/21			1	4		7	2	5 / 10	3	2	3	

No.	Name	Total			All Saves / Shots										
		Saves	Shots	%	7m	7m%	6m	Wing	BT	FB	FTO	9m	9m%	NS	NS%
1	KORNECKI Mateusz	1	5	20			0/1	1/1		0/1		0/2	0	1/2	50
50	SKRZYNIARZ Jakub	9	36	25	1/3	33	1/12	0/2	1/8	0/3		6/8	75	2/22	9
EG			1												
Totals		10	42	24	1/3	33	1/13	1/3	1/8	0/4		6/10	60	3/24	13

Attacks

Team	All		Player Majority		Player Minority		Position Attacks		FB		Ind. FB		Team FB		TO	TO %
	G/Att.	%	G/Att.	%	G/Att.	%	G/Att.	%	G/Att.	%	G/Att.	%	G/Att.	%		
POL	21/53	40	1/2	50	0/4	0	17/48	35	4/5	80	1/1	100	3/4	75	15	28

Team Shots

	Goals	Saves	Missed	Post	Blocked	Total	%	Prop %
6m Shots	4	1	1	1	1	8	50	19
Wing Shots	1	1	1			3	33	7
L R	1		1		1	1 2	100 0	2 5
9m Shots	8	7	3	2	1	21	38	50
L C R	3 4 1	1 5 1	3	2	1	5 14 2	60 29 50	12 33 5
7m Penalty Throws	2					2	100	5
Fast Breaks	4					4	100	10
Breakthroughs	2	2				4	50	10
Totals	21	11	5	3	2	42	50	100

Legend:									
%	Efficiency	2M	2-Minute Suspensions	2+2	2+2 Minute Suspensions	6m	6-metre Shots	7m	7-metre Penalty Shots
9m	9-metre Shots	AS	Assists	BS	Blocked Shots	BT	Breakthroughs	C	Center
EG	Empty Goal	FB	Fast Breaks	FTO	Fast Throw off	G/Att.	Goals/Attacks	Ind.	Individual
L	Left	NS	Near Shots	P7	Penalty 7-metre Fouls	Prop %	Proportion of Goals	R7	Received 7-metre Fouls
R	Right	RC	Red Cards (Direct and after 3rd 2-Minute Suspension)	P7	Penalty 7-metre Fouls	ST	Steals	TO/TF	Turnover/Technical Faults
TP	Time Played	Wing	Wing Shots	YC	Yellow Cards				

Match Team Statistics

Match No: 20

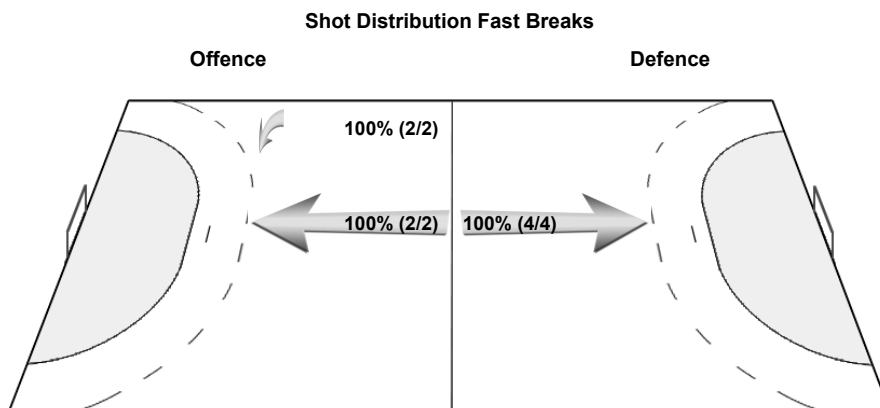

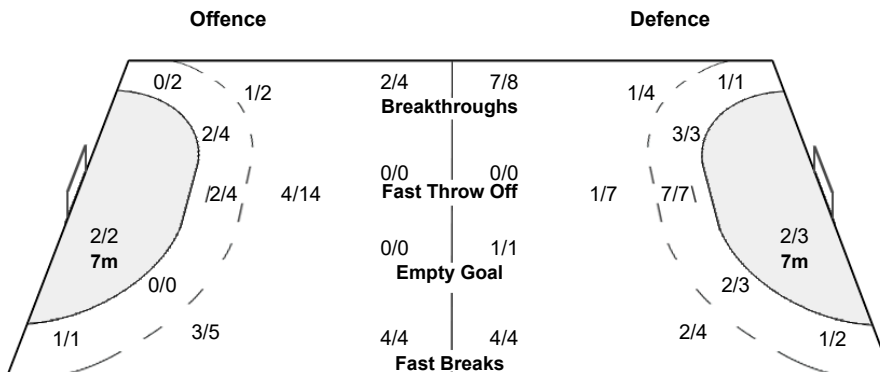
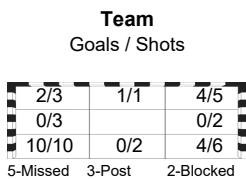
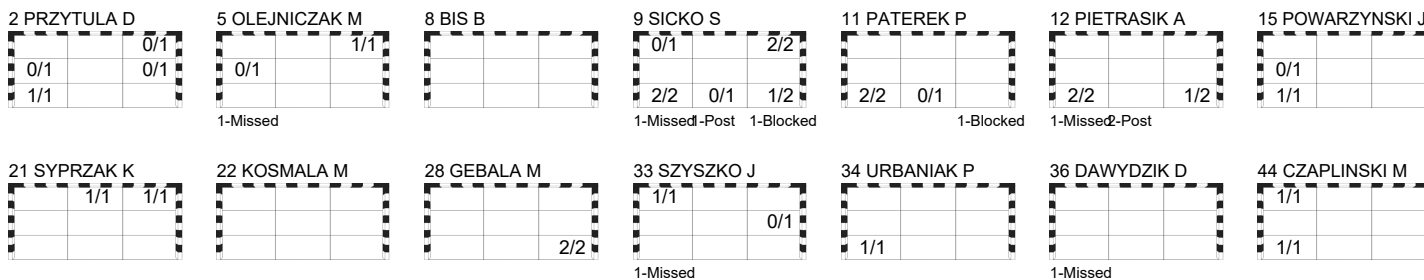
NOR 32 - 21 POL

(15 - 10) (17 - 11)

Referees: PAVICEVIC Ivan (MNE) / RAZNATOVIC Milos (MNE)

POL - Poland

Overview of Shot Distribution



Play by Play

Match No: 20

NOR 32 - 21 POL

(15 - 10) (17 - 11)

Referees: PAVICEVIC Ivan (MNE) / RAZNATOVIC Milos (MNE)

NOR	5 SAGOSEN Sander	6 BARTHOLD Sebastian	9 JAKOBSEN Henrik	A EGE Steinar
	11 OVERBY Petter	12 SÆVERAS Kristian Skinstad	19 BJORNSEN Kristian	B WILLE Jonas Liberg
	21 GULLERUD Magnus	22 GRONDAHL Tobias Schjolberg	23 JOHANNESSEN Goran Sogard	C BOQUIST Sven Martin
	24 O'SULLIVAN Christian	27 REINKIND Harald	30 BERGERUD Torbjorn Sitrup	D MARKUSSEN Harald
	43 LYSE Simen Ulstad	44 GULLIKSEN Kevin Maagero	71 BLONZ Alexandre Christoffersen	E BRULAND Ragnhild Christin Oulie
	77 ROD Magnus Abelvik			F LEITAO Maria Ogreid
				G TORGALSEN Thomas
				H ERLANSEN Geir
POL	1 KORNECKI Mateusz	2 PRZYTLA Damian	5 OLEJNICZAK Michal	A SKORSKI Michal
	8 BIS Bartlomiej	9 SICKO Szymon	11 PATEREK Pawel	B LIJEWSKI Marcin
	12 PIETRASIK Ariel	15 POWARZYNSKI Jakub	21 SYPRZAK Kamil	C WICHARY Marcin
	22 KOSMALA Mateusz	28 GEBALA Maciej	33 SZYSZKO Jakub	D BUCZAK Jerzy
	34 URBANIAK Przemyslaw	36 DAWYDZIK Dawid	44 CZAPLINSKI Mikolaj	E KIEDROWSKI Bartosz
	50 SKRZYNIARZ Jakub			F JURASZ Wojciech
				G MORDAKA Filip
				H WICHA Lukasz

1st HALF

Match Time	NOR - Norway	Score	Lead	POL - Poland
0:00	30 BERGERUD T Goalkeeper			50 SKRZYNIARZ J Goalkeeper
0:52	23 JOHANNESSEN G Turnover			9 SICKO S Steal
1:04		0 - 1	-1	44 CZAPLINSKI M Goal fast break top left (9 SICKO S), 104.79 km/h
1:25	23 JOHANNESSEN G Technical Fault			
1:57	11 OVERBY P 7m caused			11 PATEREK P 7m received
2:11		0 - 2	-2	21 SYPRZAK K Goal Penalty shot top right (11 PATEREK P), 111.43 km/h
2:50	5 SAGOSEN S Turnover			11 PATEREK P Steal
3:31		0 - 3	-3	9 SICKO S Goal left 9m bottom left, 109.98 km/h
4:11	77 ROD M Shot right 9m blocked			21 SYPRZAK K Block
4:24	5 SAGOSEN S Shot centre 9m blocked			8 BIS B Block
4:36	6 BARTHOLD S Goal right 6m bottom left (11 OVERBY P)	1 - 3	-2	
5:28	24 O'SULLIVAN C Steal			9 SICKO S Turnover
5:37	6 BARTHOLD S Technical Fault			
5:47	19 BJORNSEN K Goal right wing bottom left (24 O'SULLIVAN C), 80.49 km/h	2 - 3	-1	
6:45				9 SICKO S Shot centre 9m saved bottom right
6:54	5 SAGOSEN S Goal fast break bottom right, 114.39 km/h	3 - 3	0	
7:09		3 - 4	-1	5 OLEJNICZAK M Goal centre 9m top right, 110.05 km/h
7:57				5 OLEJNICZAK M 2-minutes suspension
7:58				
8:12	77 ROD M Goal breakthrough top left, 75.81 km/h	4 - 4	0	
8:17				15 POWARZYNSKI J for 50 SKRZYNIARZ J Empty goal
8:28				50 SKRZYNIARZ J for 33 SZYSZKO J Goalkeeper back
8:52				9 SICKO S Shot centre 9m saved bottom centre
8:56				33 SZYSZKO J for 50 SKRZYNIARZ J Empty goal
9:07	5 SAGOSEN S Shot centre 9m post			
9:56	21 GULLERUD M Block			11 PATEREK P Shot centre 6m blocked
9:58				
10:07	6 BARTHOLD S Goal empty goal bottom left (30 BERGERUD T), 113.90 km/h	5 - 4	+1	
10:07				50 SKRZYNIARZ J for 15 POWARZYNSKI J Goalkeeper back
11:05	21 GULLERUD M 2-minutes suspension			
11:06				
11:25				5 OLEJNICZAK M Technical Fault
11:28	23 JOHANNESSEN G for 30 BERGERUD T Empty goal			
11:37	30 BERGERUD T for 23 JOHANNESSEN G Goalkeeper back			
12:20	5 SAGOSEN S Goal breakthrough middle right, 115.03 km/h	6 - 4	+2	
12:36				33 SZYSZKO J Shot right wing saved middle right
12:57		6 - 5	+1	28 GEBALA M Goal centre 6m bottom right (9 SICKO S), 94.77 km/h
13:06				
13:34	77 ROD M Shot centre 9m saved top centre			
13:48	21 GULLERUD M 7m caused			9 SICKO S 7m received
13:56	12 SÆVERAS K for 30 BERGERUD T Goalkeeper Substitution			
14:00		6 - 6	0	21 SYPRZAK K Goal Penalty shot top centre (9 SICKO S), 107.55 km/h
14:13	30 BERGERUD T for 12 SÆVERAS K Goalkeeper Substitution			
14:30	77 ROD M Goal breakthrough bottom left, 102.25 km/h	7 - 6	+1	
14:46				9 SICKO S Turnover

Play by Play
Match No: 20

Berlin

NOR 32 - 21 POL
(15 - 10) (17 - 11)

1st HALF

Match Time	NOR - Norway	Score	Lead	POL - Poland
14:55	5 SAGOSEN S Goal breakthrough middle left, 105.68 km/h	8 - 6	+2	
15:49				2 PRZYTULA D Shot centre 9m saved middle left
15:57	19 BJORNSEN K Goal centre 6m bottom left (23 JOHANNESSEN G), 81.37 km/h	9 - 6	+3	
16:31				15 POWARZYNSKI J Shot breakthrough saved middle left
16:59	6 BARTHOLD S Goal left wing top right (5 SAGOSEN S), 96.61 km/h	10 - 6	+4	
17:14				33 SZYSZKO J Shot right wing missed
17:46	22 GRONDAHL T Shot left 6m saved middle left			
17:53				Team timeout
18:12		10 - 7	+3	2 PRZYTULA D Goal left 9m bottom left, 119.07 km/h
18:50	5 SAGOSEN S Technical Fault			
19:41				2 PRZYTULA D Shot left 9m saved top right
19:51		10 - 8	+2	44 CZAPLINSKI M Goal left wing bottom left, 106.24 km/h
20:54	5 SAGOSEN S Shot left 9m post			
21:05	21 GULLERUD M Goal centre 6m bottom left, 96.10 km/h	11 - 8	+3	
21:27		11 - 9	+2	15 POWARZYNSKI J Goal breakthrough bottom left, 91.11 km/h
21:38	27 REINKIND H Turnover Fastbreak			
22:23	6 BARTHOLD S Steal			15 POWARZYNSKI J Turnover
23:05	22 GRONDAHL T Turnover			
23:17				2 PRZYTULA D Technical Fault
23:51	5 SAGOSEN S Shot centre 9m saved bottom centre			
24:15	11 OVERBY P Goal centre 6m bottom right (77 ROD M), 87.49 km/h	12 - 9	+3	
24:57				5 OLEJNICZAK M Technical Fault
25:03	19 BJORNSEN K Goal fast break top left (24 O'SULLIVAN C), 68.19 km/h	13 - 9	+4	
25:51	11 OVERBY P Steal			36 DAWYDZIK D Turnover
26:24	22 GRONDAHL T Goal centre 9m top left, 126.88 km/h	14 - 9	+5	
27:28	11 OVERBY P Block			9 SICKO S Shot left 9m blocked
27:39				44 CZAPLINSKI M Turnover
28:19	77 ROD M Shot right 9m missed			
28:53		14 - 10	+4	9 SICKO S Goal breakthrough bottom right, 111.90 km/h
29:16	Team timeout			
29:36	5 SAGOSEN S Technical Fault			
29:43				44 CZAPLINSKI M Technical Fault (FB)
29:52	5 SAGOSEN S Goal breakthrough bottom left, 106.90 km/h	15 - 10	+5	
30:00				12 PIETRASIK A Shot centre 9m missed

2nd HALF

Match Time	NOR - Norway	Score	Lead	POL - Poland
30:00	30 BERGERUD T Goalkeeper			50 SKRZYNIARZ J Goalkeeper
30:33				36 DAWYDZIK D Technical Fault
30:40	22 GRONDAHL T for 30 BERGERUD T Empty goal			
30:49	30 BERGERUD T for 24 O'SULLIVAN C Goalkeeper back			
31:24	11 OVERBY P Goal centre 6m bottom left (5 SAGOSEN S), 93.74 km/h	16 - 10	+6	
31:43				36 DAWYDZIK D Shot centre 6m missed
32:16	77 ROD M Technical Fault			
32:46		16 - 11	+5	9 SICKO S Goal left 9m top right, 125.85 km/h
32:58	77 ROD M 7m received			5 OLEJNICZAK M 7m caused
33:18	22 GRONDAHL T Penalty shot saved top left			
34:01				12 PIETRASIK A Shot right 6m saved bottom right
34:10	77 ROD M Goal right 6m top right	17 - 11	+6	
34:40				9 SICKO S Shot centre 9m saved top left
34:52	77 ROD M Goal breakthrough top left (24 O'SULLIVAN C), 109.39 km/h	18 - 11	+7	
34:16				5 OLEJNICZAK M 2-minutes suspension
34:16				11 PATEREK P for 50 SKRZYNIARZ J Empty goal
34:53				
36:07				12 PIETRASIK A Technical Fault
36:11				50 SKRZYNIARZ J for 5 OLEJNICZAK M Goalkeeper back
36:32	77 ROD M Goal right 6m bottom right (5 SAGOSEN S)	19 - 11	+8	
36:53				
37:11				Team timeout
37:19		19 - 12	+7	9 SICKO S Goal right 6m top right
37:54	5 SAGOSEN S Shot left 9m saved middle centre			
38:30				11 PATEREK P Shot breakthrough saved bottom centre
38:48	24 O'SULLIVAN C Shot breakthrough saved bottom left			
38:56	27 REINKIND H 7m received			8 BIS B 7m caused
38:59	5 SAGOSEN S Goal Penalty shot bottom right (27 REINKIND H), 103.53 km/h	20 - 12	+8	
39:26				9 SICKO S Shot centre 9m post

Play by Play
Match No: 20

Berlin

NOR 32 - 21 POL
(15 - 10) (17 - 11)

2nd HALF

Match Time	NOR - Norway	Score	Lead	POL - Poland
39:31	22 GRONDAHL T for 30 BERGERUD T Empty goal			
39:40	30 BERGERUD T for 24 O'SULLIVAN C Goalkeeper back			
40:07	21 GULLERUD M Goal centre 6m middle right (5 SAGOSEN S), 80.22 km/h	21 - 12	+9	
40:50		21 - 13	+8	11 PATEREK P Goal right 6m bottom left (9 SICKO S)
41:03	21 GULLERUD M Goal centre 6m bottom right (5 SAGOSEN S), 88.19 km/h	22 - 13	+9	
41:57		22 - 14	+8	11 PATEREK P Goal centre 9m bottom left, 107.95 km/h
42:31	23 JOHANNESSEN G Goal breakthrough bottom right, 79.74 km/h	23 - 14	+9	
42:47				12 PIETRASIK A Shot right 6m post
43:37				Technical Fault bench/team
43:40	19 BJORNSEN K Goal fast break bottom left (23 JOHANNESSEN G), 93.78 km/h	24 - 14	+10	
44:42				44 CZAPLINSKI M Technical Fault
45:21	27 REINKIND H Shot right 9m saved top left			
45:29		24 - 15	+9	33 SZYSZKO J Goal fast break top left (5 OLEJNICZAK M), 97.30 km/h
46:08	27 REINKIND H Turnover			
46:16		24 - 16	+8	12 PIETRASIK A Goal fast break bottom left (5 OLEJNICZAK M), 122.18 km/h
46:18	Team timeout			
46:18	22 GRONDAHL T for 30 BERGERUD T Empty goal			
46:21	12 SÆVERAS K for 24 O'SULLIVAN C Goalkeeper back			
47:24	6 BARTHOLD S Goal centre 6m bottom right (22 GRONDAHL T), 92.36 km/h	25 - 16	+9	
48:16		25 - 17	+8	9 SICKO S Goal right 9m bottom left, 109.87 km/h
48:53	27 REINKIND H Shot centre 9m saved top centre			
49:03				9 SICKO S Shot centre 9m missed
49:42				8 BIS B 2-minutes suspension
49:43				
50:05	5 SAGOSEN S Shot centre 9m saved middle left			
50:40				5 OLEJNICZAK M Shot centre 9m missed
51:06	23 JOHANNESSEN G Goal left 6m bottom right (22 GRONDAHL T)	26 - 17	+9	
51:43				
51:47				34 URBANIAK P Technical Fault
52:16	23 JOHANNESSEN G Goal left 9m bottom right, 113.09 km/h	27 - 17	+10	
52:55				5 OLEJNICZAK M Technical Fault
53:09	11 OVERBY P 7m received			2 PRZYTULA D 7m caused
53:26	5 SAGOSEN S Goal Penalty shot bottom right (11 OVERBY P), 98.03 km/h	28 - 17	+11	
53:46				1 KORNECKI M for 50 SKRZYNIARZ J Goalkeeper Substitution
54:31				5 OLEJNICZAK M Shot centre 9m saved middle left
54:37				5 OLEJNICZAK M Disqualification (red card-three times 2-minute suspensions)
54:38				
55:04	71 BLONZ A Shot left wing saved top left			
55:07				2 PRZYTULA D for 1 KORNECKI M Empty goal
55:55				2 PRZYTULA D Shot right 9m saved middle right
55:15				1 KORNECKI M for 34 URBANIAK P Goalkeeper back
56:04	9 JAKOBSEN H Goal fast break top centre (43 LYSE S), 39.98 km/h	29 - 17	+12	
56:07				34 URBANIAK P for 1 KORNECKI M Empty goal
56:38				
56:33		29 - 18	+11	12 PIETRASIK A Goal centre 9m bottom right, 114.38 km/h
56:18				1 KORNECKI M for 34 URBANIAK P Goalkeeper back
56:43	43 LYSE S for 12 SÆVERAS K Empty goal			
56:48	12 SÆVERAS K for 24 O'SULLIVAN C Goalkeeper back			
57:26	27 REINKIND H Goal right 9m bottom left, 99.54 km/h	30 - 18	+12	
57:44		30 - 19	+11	12 PIETRASIK A Goal centre 9m bottom left, 111.00 km/h
57:42	24 O'SULLIVAN C Turnover			
57:54		30 - 20	+10	34 URBANIAK P Goal individual fast break bottom left, 90.52 km/h
58:28	43 LYSE S Goal left 9m top left, 109.57 km/h	31 - 20	+11	
59:08				12 PIETRASIK A Shot centre 9m post
59:45	23 JOHANNESSEN G Goal left 6m bottom right (43 LYSE S)	32 - 20	+12	
60:00		32 - 21	+11	28 GEBALA M Goal centre 6m bottom right, 87.26 km/h

Empty Goal Analysis

Match No: 20

NOR 32 - 21 POL

(15 - 10) (17 - 11)

Referees: PAVICEVIC Ivan (MNE) / RAZNATOVIC Milos (MNE)

ATTACKS DURING OWN EMPTY GOAL SITUATION

Players on Court	Attacks		Goals		Saves		Missed		Blocked		Post		Turnovers		Scoring Efficiency		Goals Against	
	NOR	POL	NOR	POL	NOR	POL	NOR	POL	NOR	POL	NOR	POL	NOR	POL	NOR	POL	NOR	POL
7 Against 6	1		1												100			1
6 Against 6		5		1		2				1				1		20		
Others																		
Total:	1	5	1	1		2				1				1	100	20		1

GOALS/ATTACKS DURING OWN EMPTY GOAL SITUATION - ANALYSIS OF OCCURRENCE (in 5 min intervals)

Players on Court	1st Half												
	0-5		5-10		10-15		15-20		20-25		25-30		
	NOR	POL	NOR	POL	NOR	POL	NOR	POL	NOR	POL	NOR	POL	
7 Against 6													
6 Against 6				0/2									
Others													
Total:				0/2									

Players on Court	2nd Half												
	30-35		35-40		40-45		45-50		50-55		55-60		
	NOR	POL	NOR	POL	NOR	POL	NOR	POL	NOR	POL	NOR	POL	
7 Against 6	1/1												
6 Against 6				0/1									1/2
Others													
Total:	1/1			0/1									1/2

GOALS/ATTACKS DURING OWN EMPTY GOAL SITUATION - ANALYSIS BY DURATION

Team	<15 sec.	15-30 sec.	30-45 sec.	45-60 sec.	>60 sec.
NOR			1/1		
POL		1/1	0/1	0/2	0/1

SUBSTITUTION SUMMARY

Players	NOR	POL
Goalkeeper <-> Goalkeeper	2	1
Court Player <-> Goalkeeper	10	10
Court Player <-> Court Player	83	95
Total:	95	106

Line-Up Analysis

Match No: 20

Berlin

Attendance: 11.625

NOR 32 - 21 POL

NOR - Norway

Lineup efficiency								Time Played	GF	GA
5 SAGOSEN S	6 BARTHOLD S	11 OVERBY P	19 BJORNSEN K	24 O'SULLIVAN C	30 BERGERUD T	77 ROD M	11:39	7	3	
6 BARTHOLD S	19 BJORNSEN K	21 GULLERUD M	23 JOHANNESSEN G	24 O'SULLIVAN C	27 REINKIND H	30 BERGERUD T	4:20	3	1	
5 SAGOSEN S	6 BARTHOLD S	19 BJORNSEN K	21 GULLERUD M	24 O'SULLIVAN C	27 REINKIND H	30 BERGERUD T	4:08	3	2	
5 SAGOSEN S	6 BARTHOLD S	11 OVERBY P	19 BJORNSEN K	21 GULLERUD M	30 BERGERUD T	77 ROD M	4:02	2	1	
6 BARTHOLD S	11 OVERBY P	19 BJORNSEN K	23 JOHANNESSEN G	24 O'SULLIVAN C	30 BERGERUD T	77 ROD M	3:54	1	1	
6 BARTHOLD S	11 OVERBY P	12 SÆVERAS K	19 BJORNSEN K	23 JOHANNESSEN G	24 O'SULLIVAN C	27 REINKIND H	3:21	1	1	
5 SAGOSEN S	6 BARTHOLD S	19 BJORNSEN K	21 GULLERUD M	24 O'SULLIVAN C	30 BERGERUD T	77 ROD M	3:20	3	0	
5 SAGOSEN S	6 BARTHOLD S	11 OVERBY P	19 BJORNSEN K	23 JOHANNESSEN G	30 BERGERUD T	77 ROD M	2:45	0	2	
9 JAKOBSEN H	12 SÆVERAS K	23 JOHANNESSEN G	24 O'SULLIVAN C	27 REINKIND H	44 GULLIKSEN K	71 BLONZ A	2:41	3	3	
5 SAGOSEN S	6 BARTHOLD S	11 OVERBY P	19 BJORNSEN K	22 GRONDAHL T	30 BERGERUD T	77 ROD M	2:18	2	1	
9 JAKOBSEN H	12 SÆVERAS K	23 JOHANNESSEN G	24 O'SULLIVAN C	27 REINKIND H	43 LYSE S	71 BLONZ A	2:13	1	0	
9 JAKOBSEN H	12 SÆVERAS K	23 JOHANNESSEN G	27 REINKIND H	43 LYSE S	44 GULLIKSEN K	71 BLONZ A	1:33	0	1	
6 BARTHOLD S	19 BJORNSEN K	21 GULLERUD M	23 JOHANNESSEN G	24 O'SULLIVAN C	30 BERGERUD T	77 ROD M	1:16	2	0	
5 SAGOSEN S	9 JAKOBSEN H	12 SÆVERAS K	23 JOHANNESSEN G	24 O'SULLIVAN C	27 REINKIND H	71 BLONZ A	1:05	1	0	
6 BARTHOLD S	11 OVERBY P	19 BJORNSEN K	22 GRONDAHL T	23 JOHANNESSEN G	27 REINKIND H	30 BERGERUD T	0:58	0	1	
5 SAGOSEN S	6 BARTHOLD S	19 BJORNSEN K	21 GULLERUD M	22 GRONDAHL T	27 REINKIND H	30 BERGERUD T	0:54	0	1	
6 BARTHOLD S	11 OVERBY P	19 BJORNSEN K	23 JOHANNESSEN G	24 O'SULLIVAN C	27 REINKIND H	30 BERGERUD T	0:52	0	1	
5 SAGOSEN S	6 BARTHOLD S	11 OVERBY P	19 BJORNSEN K	24 O'SULLIVAN C	27 REINKIND H	30 BERGERUD T	0:52	0	0	
5 SAGOSEN S	6 BARTHOLD S	19 BJORNSEN K	21 GULLERUD M	23 JOHANNESSEN G	30 BERGERUD T	77 ROD M	0:50	0	0	
5 SAGOSEN S	11 OVERBY P	12 SÆVERAS K	23 JOHANNESSEN G	27 REINKIND H	44 GULLIKSEN K	71 BLONZ A	0:50	1	0	
5 SAGOSEN S	6 BARTHOLD S	19 BJORNSEN K	21 GULLERUD M	23 JOHANNESSEN G	27 REINKIND H	30 BERGERUD T	0:49	0	0	
11 OVERBY P	12 SÆVERAS K	23 JOHANNESSEN G	24 O'SULLIVAN C	27 REINKIND H	44 GULLIKSEN K	71 BLONZ A	0:47	1	0	
5 SAGOSEN S	6 BARTHOLD S	19 BJORNSEN K	21 GULLERUD M	22 GRONDAHL T	30 BERGERUD T	77 ROD M	0:36	0	0	
5 SAGOSEN S	6 BARTHOLD S	11 OVERBY P	19 BJORNSEN K	22 GRONDAHL T	27 REINKIND H	30 BERGERUD T	0:34	0	0	
11 OVERBY P	12 SÆVERAS K	22 GRONDAHL T	23 JOHANNESSEN G	27 REINKIND H	44 GULLIKSEN K	71 BLONZ A	0:30	0	0	
5 SAGOSEN S	6 BARTHOLD S	19 BJORNSEN K	22 GRONDAHL T	24 O'SULLIVAN C	30 BERGERUD T	77 ROD M	0:24	0	0	
5 SAGOSEN S	19 BJORNSEN K	21 GULLERUD M	22 GRONDAHL T	24 O'SULLIVAN C	27 REINKIND H	30 BERGERUD T	0:23	0	0	
5 SAGOSEN S	6 BARTHOLD S	11 OVERBY P	12 SÆVERAS K	23 JOHANNESSEN G	24 O'SULLIVAN C	27 REINKIND H	0:20	0	0	
5 SAGOSEN S	6 BARTHOLD S	12 SÆVERAS K	19 BJORNSEN K	21 GULLERUD M	24 O'SULLIVAN C	77 ROD M	0:17	0	1	
6 BARTHOLD S	11 OVERBY P	19 BJORNSEN K	22 GRONDAHL T	24 O'SULLIVAN C	30 BERGERUD T	77 ROD M	0:16	1	0	
5 SAGOSEN S	6 BARTHOLD S	11 OVERBY P	19 BJORNSEN K	23 JOHANNESSEN G	27 REINKIND H	30 BERGERUD T	0:15	0	1	
6 BARTHOLD S	11 OVERBY P	12 SÆVERAS K	23 JOHANNESSEN G	24 O'SULLIVAN C	27 REINKIND H	44 GULLIKSEN K	0:14	0	0	
5 SAGOSEN S	6 BARTHOLD S	11 OVERBY P	19 BJORNSEN K	21 GULLERUD M	23 JOHANNESSEN G	77 ROD M	0:09	0	0	
5 SAGOSEN S	6 BARTHOLD S	11 OVERBY P	19 BJORNSEN K	22 GRONDAHL T	24 O'SULLIVAN C	77 ROD M	0:09	0	0	
5 SAGOSEN S	6 BARTHOLD S	19 BJORNSEN K	21 GULLERUD M	22 GRONDAHL T	24 O'SULLIVAN C	27 REINKIND H	0:09	0	0	
5 SAGOSEN S	6 BARTHOLD S	11 OVERBY P	22 GRONDAHL T	24 O'SULLIVAN C	30 BERGERUD T	77 ROD M	0:06	0	0	
9 JAKOBSEN H	23 JOHANNESSEN G	24 O'SULLIVAN C	27 REINKIND H	43 LYSE S	44 GULLIKSEN K	71 BLONZ A	0:05	0	0	
6 BARTHOLD S	19 BJORNSEN K	21 GULLERUD M	22 GRONDAHL T	23 JOHANNESSEN G	27 REINKIND H	30 BERGERUD T	0:03	0	0	
6 BARTHOLD S	11 OVERBY P	19 BJORNSEN K	22 GRONDAHL T	23 JOHANNESSEN G	24 O'SULLIVAN C	27 REINKIND H	0:03	0	0	

Score development								Time Played	G Diff.
5 SAGOSEN S	6 BARTHOLD S	11 OVERBY P	19 BJORNSEN K	24 O'SULLIVAN C	30 BERGERUD T	77 ROD M	11:39	+4	
5 SAGOSEN S	6 BARTHOLD S	19 BJORNSEN K	21 GULLERUD M	24 O'SULLIVAN C	30 BERGERUD T	77 ROD M	3:20	+3	
6 BARTHOLD S	19 BJORNSEN K	21 GULLERUD M	23 JOHANNESSEN G	24 O'SULLIVAN C	30 BERGERUD T	77 ROD M	1:16	+2	
6 BARTHOLD S	19 BJORNSEN K	21 GULLERUD M	23 JOHANNESSEN G	24 O'SULLIVAN C	27 REINKIND H	30 BERGERUD T	4:20	+2	
6 BARTHOLD S	11 OVERBY P	19 BJORNSEN K	22 GRONDAHL T	24 O'SULLIVAN C	30 BERGERUD T	77 ROD M	0:16	+1	
11 OVERBY P	12 SÆVERAS K	23 JOHANNESSEN G	24 O'SULLIVAN C	27 REINKIND H	44 GULLIKSEN K	71 BLONZ A	0:47	+1	
5 SAGOSEN S	11 OVERBY P	12 SÆVERAS K	23 JOHANNESSEN G	27 REINKIND H	44 GULLIKSEN K	71 BLONZ A	0:50	+1	
5 SAGOSEN S	9 JAKOBSEN H	12 SÆVERAS K	23 JOHANNESSEN G	24 O'SULLIVAN C	27 REINKIND H	71 BLONZ A	1:05	+1	
9 JAKOBSEN H	12 SÆVERAS K	23 JOHANNESSEN G	24 O'SULLIVAN C	27 REINKIND H	43 LYSE S	71 BLONZ A	2:13	+1	
5 SAGOSEN S	6 BARTHOLD S	11 OVERBY P	19 BJORNSEN K	22 GRONDAHL T	30 BERGERUD T	77 ROD M	2:18	+1	
5 SAGOSEN S	6 BARTHOLD S	11 OVERBY P	19 BJORNSEN K	21 GULLERUD M	30 BERGERUD T	77 ROD M	4:02	+1	
5 SAGOSEN S	6 BARTHOLD S	19 BJORNSEN K	21 GULLERUD M	24 O'SULLIVAN C	27 REINKIND H	30 BERGERUD T	4:08	+1	
6 BARTHOLD S	19 BJORNSEN K	21 GULLERUD M	22 GRONDAHL T	23 JOHANNESSEN G	27 REINKIND H	30 BERGERUD T	0:03	0	
6 BARTHOLD S	11 OVERBY P	19 BJORNSEN K	22 GRONDAHL T	23 JOHANNESSEN G	24 O'SULLIVAN C	27 REINKIND H	0:03	0	
9 JAKOBSEN H	23 JOHANNESSEN G	24 O'SULLIVAN C	27 REINKIND H	43 LYSE S	44 GULLIKSEN K	71 BLONZ A	0:05	0	
5 SAGOSEN S	6 BARTHOLD S	11 OVERBY P	22 GRONDAHL T	24 O'SULLIVAN C	30 BERGERUD T	77 ROD M	0:06	0	
5 SAGOSEN S	6 BARTHOLD S	11 OVERBY P	19 BJORNSEN K	21 GULLERUD M	23 JOHANNESSEN G	77 ROD M	0:09	0	
5 SAGOSEN S	6 BARTHOLD S	11 OVERBY P	19 BJORNSEN K	22 GRONDAHL T	24 O'SULLIVAN C	77 ROD M	0:09	0	
5 SAGOSEN S	6 BARTHOLD S	19 BJORNSEN K	21 GULLERUD M	22 GRONDAHL T	24 O'SULLIVAN C	27 REINKIND H	0:09	0	
6 BARTHOLD S	11 OVERBY P	12 SÆVERAS K	23 JOHANNESSEN G	24 O'SULLIVAN C	27 REINKIND H	44 GULLIKSEN K	0:14	0	
5 SAGOSEN S	6 BARTHOLD S	11 OVERBY P	12 SÆVERAS K	23 JOHANNESSEN G	24 O'SULLIVAN C	27 REINKIND H	0:20	0	
5 SAGOSEN S	19 BJORNSEN K	21 GULLERUD M	22 GRONDAHL T	24 O'SULLIVAN C	27 REINKIND H	30 BERGERUD T	0:23	0	
5 SAGOSEN S	6 BARTHOLD S	19 BJORNSEN K	22 GRONDAHL T	24 O'SULLIVAN C	30 BERGERUD T	77 ROD M	0:24	0	
11 OVERBY P	12 SÆVERAS K	22 GRONDAHL T	23 JOHANNESSEN G	27 REINKIND H	44 GULLIKSEN K	71 BLONZ A	0:30	0	
5 SAGOSEN S	6 BARTHOLD S	11 OVERBY P	19 BJORNSEN K	22 GRONDAHL T	27 REINKIND H	30 BERGERUD T	0:34	0	
5 SAGOSEN S	6 BARTHOLD S	19 BJORNSEN K	21 GULLERUD M	22 GRONDAHL T	30 BERGERUD T	77 ROD M	0:36	0	
5 SAGOSEN S	6 BARTHOLD S	19 BJORNSEN K	21 GULLERUD M	23 JOHANNESSEN G	27 REINKIND H	30 BERGERUD T	0:49	0	
5 SAGOSEN S	6 BARTHOLD S	19 BJORNSEN K	21 GULLERUD M	23 JOHANNESSEN G	30 BERGERUD T	77 ROD M	0:50	0	

Line-Up Analysis

Match No: 20

Berlin

Attendance: 11.625

NOR 32 - 21 POL

NOR - Norway

Score development								Time Played	G Diff.
5 SAGOSEN S	6 BARTHOLD S	11 OVERBY P	19 BJORNSEN K	24 O'SULLIVAN C	27 REINKIND H	30 BERGERUD T	0:52	0	
9 JAKOBSEN H	12 SÆVERAS K	23 JOHANNESSEN G	24 O'SULLIVAN C	27 REINKIND H	44 GULLIKSEN K	71 BLONZ A	2:41	0	
6 BARTHOLD S	11 OVERBY P	12 SÆVERAS K	19 BJORNSEN K	23 JOHANNESSEN G	24 O'SULLIVAN C	27 REINKIND H	3:21	0	
6 BARTHOLD S	11 OVERBY P	19 BJORNSEN K	23 JOHANNESSEN G	24 O'SULLIVAN C	30 BERGERUD T	77 ROD M	3:54	0	
5 SAGOSEN S	6 BARTHOLD S	11 OVERBY P	19 BJORNSEN K	23 JOHANNESSEN G	27 REINKIND H	30 BERGERUD T	0:15	-1	
5 SAGOSEN S	6 BARTHOLD S	12 SÆVERAS K	19 BJORNSEN K	21 GULLERUD M	24 O'SULLIVAN C	77 ROD M	0:17	-1	
6 BARTHOLD S	11 OVERBY P	19 BJORNSEN K	23 JOHANNESSEN G	24 O'SULLIVAN C	27 REINKIND H	30 BERGERUD T	0:52	-1	
5 SAGOSEN S	6 BARTHOLD S	19 BJORNSEN K	21 GULLERUD M	22 GRONDAHL T	27 REINKIND H	30 BERGERUD T	0:54	-1	
6 BARTHOLD S	11 OVERBY P	19 BJORNSEN K	22 GRONDAHL T	23 JOHANNESSEN G	27 REINKIND H	30 BERGERUD T	0:58	-1	
9 JAKOBSEN H	12 SÆVERAS K	23 JOHANNESSEN G	27 REINKIND H	43 LYSE S	44 GULLIKSEN K	71 BLONZ A	1:33	-1	
5 SAGOSEN S	6 BARTHOLD S	11 OVERBY P	19 BJORNSEN K	23 JOHANNESSEN G	30 BERGERUD T	77 ROD M	2:45	-2	

Empty Net								Time Played	GF	GA
5 SAGOSEN S	6 BARTHOLD S	11 OVERBY P	19 BJORNSEN K	21 GULLERUD M	23 JOHANNESSEN G	77 ROD M	0:09	0	0	
5 SAGOSEN S	6 BARTHOLD S	11 OVERBY P	19 BJORNSEN K	22 GRONDAHL T	24 O'SULLIVAN C	77 ROD M	0:09	0	0	
5 SAGOSEN S	6 BARTHOLD S	19 BJORNSEN K	21 GULLERUD M	22 GRONDAHL T	24 O'SULLIVAN C	27 REINKIND H	0:09	0	0	
9 JAKOBSEN H	23 JOHANNESSEN G	24 O'SULLIVAN C	27 REINKIND H	43 LYSE S	44 GULLIKSEN K	71 BLONZ A	0:05	0	0	
6 BARTHOLD S	11 OVERBY P	19 BJORNSEN K	22 GRONDAHL T	23 JOHANNESSEN G	24 O'SULLIVAN C	27 REINKIND H	0:03	0	0	

Line-Up Analysis

Match No: 20

NOR 32 - 21 POL

POL - Poland

Lineup efficiency		Time Played										GF	GA
5 OLEJNICZAK M	9 SICKO S	12 PIETRASIK A	28 GEBALA M	33 SZYSZKO J	44 CZAPLINSKI M	50 SKRZYNIARZ J	4:42	1	2				
8 BIS B	11 PATEREK P	12 PIETRASIK A	33 SZYSZKO J	36 DAWYDZIK D	44 CZAPLINSKI M	50 SKRZYNIARZ J	3:24	2	1				
5 OLEJNICZAK M	9 SICKO S	11 PATEREK P	21 SYPRZAK K	33 SZYSZKO J	44 CZAPLINSKI M	50 SKRZYNIARZ J	3:05	1	2				
5 OLEJNICZAK M	8 BIS B	12 PIETRASIK A	33 SZYSZKO J	36 DAWYDZIK D	44 CZAPLINSKI M	50 SKRZYNIARZ J	3:04	1	1				
5 OLEJNICZAK M	8 BIS B	12 PIETRASIK A	28 GEBALA M	33 SZYSZKO J	44 CZAPLINSKI M	50 SKRZYNIARZ J	2:58	2	1				
2 PRZYTULA D	8 BIS B	15 POWARZYNSKI J	21 SYPRZAK K	33 SZYSZKO J	44 CZAPLINSKI M	50 SKRZYNIARZ J	2:52	3	0				
5 OLEJNICZAK M	8 BIS B	9 SICKO S	21 SYPRZAK K	33 SZYSZKO J	44 CZAPLINSKI M	50 SKRZYNIARZ J	2:40	3	0				
2 PRZYTULA D	11 PATEREK P	15 POWARZYNSKI J	21 SYPRZAK K	33 SZYSZKO J	44 CZAPLINSKI M	50 SKRZYNIARZ J	2:39	0	2				
5 OLEJNICZAK M	9 SICKO S	12 PIETRASIK A	33 SZYSZKO J	36 DAWYDZIK D	44 CZAPLINSKI M	50 SKRZYNIARZ J	2:37	0	3				
9 SICKO S	11 PATEREK P	12 PIETRASIK A	33 SZYSZKO J	36 DAWYDZIK D	44 CZAPLINSKI M	50 SKRZYNIARZ J	2:32	0	4				
5 OLEJNICZAK M	8 BIS B	9 SICKO S	11 PATEREK P	21 SYPRZAK K	44 CZAPLINSKI M	50 SKRZYNIARZ J	2:12	0	1				
5 OLEJNICZAK M	9 SICKO S	11 PATEREK P	28 GEBALA M	33 SZYSZKO J	44 CZAPLINSKI M	50 SKRZYNIARZ J	2:05	0	2				
5 OLEJNICZAK M	8 BIS B	9 SICKO S	12 PIETRASIK A	36 DAWYDZIK D	44 CZAPLINSKI M	50 SKRZYNIARZ J	2:01	1	0				
5 OLEJNICZAK M	9 SICKO S	11 PATEREK P	12 PIETRASIK A	33 SZYSZKO J	36 DAWYDZIK D	44 CZAPLINSKI M	1:55	0	0				
1 KORNECKI M	2 PRZYTULA D	11 PATEREK P	12 PIETRASIK A	22 KOSMALA M	28 GEBALA M	34 URBANIAK P	1:50	1	3				
5 OLEJNICZAK M	8 BIS B	12 PIETRASIK A	22 KOSMALA M	28 GEBALA M	34 URBANIAK P	50 SKRZYNIARZ J	1:47	0	2				
5 OLEJNICZAK M	9 SICKO S	11 PATEREK P	15 POWARZYNSKI J	28 GEBALA M	33 SZYSZKO J	44 CZAPLINSKI M	1:22	0	1				
2 PRZYTULA D	5 OLEJNICZAK M	11 PATEREK P	33 SZYSZKO J	36 DAWYDZIK D	44 CZAPLINSKI M	50 SKRZYNIARZ J	1:18	0	1				
2 PRZYTULA D	8 BIS B	11 PATEREK P	15 POWARZYNSKI J	28 GEBALA M	44 CZAPLINSKI M	50 SKRZYNIARZ J	1:17	0	0				
2 PRZYTULA D	11 PATEREK P	15 POWARZYNSKI J	28 GEBALA M	33 SZYSZKO J	44 CZAPLINSKI M	50 SKRZYNIARZ J	1:16	0	2				
2 PRZYTULA D	8 BIS B	11 PATEREK P	15 POWARZYNSKI J	21 SYPRZAK K	44 CZAPLINSKI M	50 SKRZYNIARZ J	1:11	0	0				
5 OLEJNICZAK M	8 BIS B	9 SICKO S	28 GEBALA M	33 SZYSZKO J	44 CZAPLINSKI M	50 SKRZYNIARZ J	1:08	1	0				
1 KORNECKI M	2 PRZYTULA D	8 BIS B	11 PATEREK P	12 PIETRASIK A	22 KOSMALA M	28 GEBALA M	0:56	0	0				
1 KORNECKI M	2 PRZYTULA D	5 OLEJNICZAK M	8 BIS B	12 PIETRASIK A	22 KOSMALA M	28 GEBALA M	0:52	0	1				
1 KORNECKI M	2 PRZYTULA D	5 OLEJNICZAK M	12 PIETRASIK A	22 KOSMALA M	28 GEBALA M	34 URBANIAK P	0:51	0	0				
8 BIS B	11 PATEREK P	12 PIETRASIK A	28 GEBALA M	33 SZYSZKO J	44 CZAPLINSKI M	50 SKRZYNIARZ J	0:45	0	0				
9 SICKO S	11 PATEREK P	15 POWARZYNSKI J	28 GEBALA M	33 SZYSZKO J	44 CZAPLINSKI M	50 SKRZYNIARZ J	0:43	0	2				
2 PRZYTULA D	5 OLEJNICZAK M	8 BIS B	11 PATEREK P	36 DAWYDZIK D	44 CZAPLINSKI M	50 SKRZYNIARZ J	0:38	0	0				
8 BIS B	9 SICKO S	15 POWARZYNSKI J	28 GEBALA M	33 SZYSZKO J	44 CZAPLINSKI M	50 SKRZYNIARZ J	0:36	0	0				
1 KORNECKI M	5 OLEJNICZAK M	8 BIS B	12 PIETRASIK A	22 KOSMALA M	28 GEBALA M	34 URBANIAK P	0:30	0	0				
1 KORNECKI M	5 OLEJNICZAK M	8 BIS B	11 PATEREK P	12 PIETRASIK A	22 KOSMALA M	28 GEBALA M	0:30	0	0				
5 OLEJNICZAK M	9 SICKO S	11 PATEREK P	15 POWARZYNSKI J	28 GEBALA M	44 CZAPLINSKI M	50 SKRZYNIARZ J	0:28	0	0				
8 BIS B	9 SICKO S	12 PIETRASIK A	33 SZYSZKO J	36 DAWYDZIK D	44 CZAPLINSKI M	50 SKRZYNIARZ J	0:28	1	0				
8 BIS B	9 SICKO S	21 SYPRZAK K	28 GEBALA M	33 SZYSZKO J	44 CZAPLINSKI M	50 SKRZYNIARZ J	0:22	0	0				
2 PRZYTULA D	5 OLEJNICZAK M	12 PIETRASIK A	22 KOSMALA M	28 GEBALA M	34 URBANIAK P	50 SKRZYNIARZ J	0:21	0	0				
5 OLEJNICZAK M	9 SICKO S	12 PIETRASIK A	28 GEBALA M	33 SZYSZKO J	34 URBANIAK P	50 SKRZYNIARZ J	0:20	0	0				
2 PRZYTULA D	5 OLEJNICZAK M	11 PATEREK P	12 PIETRASIK A	22 KOSMALA M	28 GEBALA M	34 URBANIAK P	0:19	1	0				
9 SICKO S	11 PATEREK P	12 PIETRASIK A	28 GEBALA M	33 SZYSZKO J	44 CZAPLINSKI M	50 SKRZYNIARZ J	0:18	0	0				
8 BIS B	9 SICKO S	11 PATEREK P	15 POWARZYNSKI J	28 GEBALA M	44 CZAPLINSKI M	50 SKRZYNIARZ J	0:16	0	0				
2 PRZYTULA D	8 BIS B	15 POWARZYNSKI J	28 GEBALA M	33 SZYSZKO J	44 CZAPLINSKI M	50 SKRZYNIARZ J	0:16	0	0				
1 KORNECKI M	2 PRZYTULA D	8 BIS B	12 PIETRASIK A	22 KOSMALA M	28 GEBALA M	34 URBANIAK P	0:15	1	0				
1 KORNECKI M	8 BIS B	11 PATEREK P	12 PIETRASIK A	22 KOSMALA M	28 GEBALA M	34 URBANIAK P	0:11	1	0				
8 BIS B	9 SICKO S	15 POWARZYNSKI J	21 SYPRZAK K	28 GEBALA M	44 CZAPLINSKI M	50 SKRZYNIARZ J	0:04	1	0				
2 PRZYTULA D	5 OLEJNICZAK M	11 PATEREK P	21 SYPRZAK K	33 SZYSZKO J	44 CZAPLINSKI M	50 SKRZYNIARZ J	0:04	0	1				
2 PRZYTULA D	5 OLEJNICZAK M	12 PIETRASIK A	33 SZYSZKO J	36 DAWYDZIK D	44 CZAPLINSKI M	50 SKRZYNIARZ J	0:02	0	0				

Score development		Time Played										G Diff.
5 OLEJNICZAK M	8 BIS B	9 SICKO S	21 SYPRZAK K	33 SZYSZKO J	44 CZAPLINSKI M	50 SKRZYNIARZ J	2:40					+3
2 PRZYTULA D	8 BIS B	15 POWARZYNSKI J	21 SYPRZAK K	33 SZYSZKO J	44 CZAPLINSKI M	50 SKRZYNIARZ J	2:52					+3
8 BIS B	9 SICKO S	15 POWARZYNSKI J	21 SYPRZAK K	28 GEBALA M	44 CZAPLINSKI M	50 SKRZYNIARZ J	0:04					+1
1 KORNECKI M	8 BIS B	11 PATEREK P	12 PIETRASIK A	22 KOSMALA M	28 GEBALA M	34 URBANIAK P	0:11					+1
1 KORNECKI M	2 PRZYTULA D	8 BIS B	12 PIETRASIK A	22 KOSMALA M	28 GEBALA M	34 URBANIAK P	0:15					+1
2 PRZYTULA D	5 OLEJNICZAK M	11 PATEREK P	12 PIETRASIK A	22 KOSMALA M	28 GEBALA M	34 URBANIAK P	0:19					+1
8 BIS B	9 SICKO S	12 PIETRASIK A	33 SZYSZKO J	36 DAWYDZIK D	44 CZAPLINSKI M	50 SKRZYNIARZ J	0:28					+1
5 OLEJNICZAK M	8 BIS B	9 SICKO S	28 GEBALA M	33 SZYSZKO J	44 CZAPLINSKI M	50 SKRZYNIARZ J	1:08					+1
5 OLEJNICZAK M	8 BIS B	9 SICKO S	12 PIETRASIK A	36 DAWYDZIK D	44 CZAPLINSKI M	50 SKRZYNIARZ J	2:01					+1
5 OLEJNICZAK M	8 BIS B	12 PIETRASIK A	28 GEBALA M	33 SZYSZKO J	44 CZAPLINSKI M	50 SKRZYNIARZ J	2:58					+1
8 BIS B	11 PATEREK P	12 PIETRASIK A	33 SZYSZKO J	36 DAWYDZIK D	44 CZAPLINSKI M	50 SKRZYNIARZ J	3:24					+1
2 PRZYTULA D	5 OLEJNICZAK M	12 PIETRASIK A	33 SZYSZKO J	36 DAWYDZIK D	44 CZAPLINSKI M	50 SKRZYNIARZ J	0:02					0
8 BIS B	9 SICKO S	11 PATEREK P	15 POWARZYNSKI J	28 GEBALA M	44 CZAPLINSKI M	50 SKRZYNIARZ J	0:16					0
2 PRZYTULA D	8 BIS B	15 POWARZYNSKI J	28 GEBALA M	33 SZYSZKO J	44 CZAPLINSKI M	50 SKRZYNIARZ J	0:16					0
9 SICKO S	11 PATEREK P	12 PIETRASIK A	28 GEBALA M	33 SZYSZKO J	44 CZAPLINSKI M	50 SKRZYNIARZ J	0:18					0
5 OLEJNICZAK M	9 SICKO S	12 PIETRASIK A	28 GEBALA M	33 SZYSZKO J	34 URBANIAK P	50 SKRZYNIARZ J	0:20					0
2 PRZYTULA D	5 OLEJNICZAK M	12 PIETRASIK A	22 KOSMALA M	28 GEBALA M	34 URBANIAK P	50 SKRZYNIARZ J	0:21					0
8 BIS B	9 SICKO S	21 SYPRZAK K	28 GEBALA M	33 SZYSZKO J	44 CZAPLINSKI M	50 SKRZYNIARZ J	0:22					0
5 OLEJNICZAK M	9 SICKO S	11 PATEREK P	15 POWARZYNSKI J	28 GEBALA M	44 CZAPLINSKI M	50 SKRZYNIARZ J	0:28					0
1 KORNECKI M	5 OLEJNICZAK M	8 BIS B	12 PIETRASIK A	22 KOSMALA M	28 GEBALA M	34 URBANIAK P	0:30					0
1 KORNECKI M	5 OLEJNICZAK M	8 BIS B	11 PATEREK P	12 PIETRASIK A	22 KOSMALA M	28 GEBALA M	0:30					0
8 BIS B	9 SICKO S	15 POWARZYNSKI J	28 GEBALA M	33 SZYSZKO J	44 CZAPLINSKI M	50 SKRZYNIARZ J	0:36					0

Line-Up Analysis

Match No: 20

Berlin

Attendance: 11.625

NOR 32 - 21 POL

POL - Poland

Score development								Time Played	G Diff.
2 PRZYTULA D	5 OLEJNICZAK M	8 BIS B	11 PATEREK P	36 DAWYDZIK D	44 CZAPLINSKI M	50 SKRZYNIARZ J	0:38	0	
8 BIS B	11 PATEREK P	12 PIETRASIK A	28 GEBALA M	33 SZYSZKO J	44 CZAPLINSKI M	50 SKRZYNIARZ J	0:45	0	
1 KORNECKI M	2 PRZYTULA D	5 OLEJNICZAK M	12 PIETRASIK A	22 KOSMALA M	28 GEBALA M	34 URBANIAK P	0:51	0	
1 KORNECKI M	2 PRZYTULA D	8 BIS B	11 PATEREK P	12 PIETRASIK A	22 KOSMALA M	28 GEBALA M	0:56	0	
2 PRZYTULA D	8 BIS B	11 PATEREK P	15 POWARZYNSKI J	21 SYPRZAK K	44 CZAPLINSKI M	50 SKRZYNIARZ J	1:11	0	
2 PRZYTULA D	8 BIS B	11 PATEREK P	15 POWARZYNSKI J	28 GEBALA M	44 CZAPLINSKI M	50 SKRZYNIARZ J	1:17	0	
5 OLEJNICZAK M	9 SICKO S	11 PATEREK P	12 PIETRASIK A	33 SZYSZKO J	36 DAWYDZIK D	44 CZAPLINSKI M	1:55	0	
5 OLEJNICZAK M	8 BIS B	12 PIETRASIK A	33 SZYSZKO J	36 DAWYDZIK D	44 CZAPLINSKI M	50 SKRZYNIARZ J	3:04	0	
2 PRZYTULA D	5 OLEJNICZAK M	11 PATEREK P	21 SYPRZAK K	33 SZYSZKO J	44 CZAPLINSKI M	50 SKRZYNIARZ J	0:04	-1	
1 KORNECKI M	2 PRZYTULA D	5 OLEJNICZAK M	8 BIS B	12 PIETRASIK A	22 KOSMALA M	28 GEBALA M	0:52	-1	
2 PRZYTULA D	5 OLEJNICZAK M	11 PATEREK P	33 SZYSZKO J	36 DAWYDZIK D	44 CZAPLINSKI M	50 SKRZYNIARZ J	1:18	-1	
5 OLEJNICZAK M	9 SICKO S	11 PATEREK P	15 POWARZYNSKI J	28 GEBALA M	33 SZYSZKO J	44 CZAPLINSKI M	1:22	-1	
5 OLEJNICZAK M	8 BIS B	9 SICKO S	11 PATEREK P	21 SYPRZAK K	44 CZAPLINSKI M	50 SKRZYNIARZ J	2:12	-1	
5 OLEJNICZAK M	9 SICKO S	11 PATEREK P	21 SYPRZAK K	33 SZYSZKO J	44 CZAPLINSKI M	50 SKRZYNIARZ J	3:05	-1	
5 OLEJNICZAK M	9 SICKO S	12 PIETRASIK A	28 GEBALA M	33 SZYSZKO J	44 CZAPLINSKI M	50 SKRZYNIARZ J	4:42	-1	
9 SICKO S	11 PATEREK P	15 POWARZYNSKI J	28 GEBALA M	33 SZYSZKO J	44 CZAPLINSKI M	50 SKRZYNIARZ J	0:43	-2	
2 PRZYTULA D	11 PATEREK P	15 POWARZYNSKI J	28 GEBALA M	33 SZYSZKO J	44 CZAPLINSKI M	50 SKRZYNIARZ J	1:16	-2	
5 OLEJNICZAK M	8 BIS B	12 PIETRASIK A	22 KOSMALA M	28 GEBALA M	34 URBANIAK P	50 SKRZYNIARZ J	1:47	-2	
1 KORNECKI M	2 PRZYTULA D	11 PATEREK P	12 PIETRASIK A	22 KOSMALA M	28 GEBALA M	34 URBANIAK P	1:50	-2	
5 OLEJNICZAK M	9 SICKO S	11 PATEREK P	28 GEBALA M	33 SZYSZKO J	44 CZAPLINSKI M	50 SKRZYNIARZ J	2:05	-2	
2 PRZYTULA D	11 PATEREK P	15 POWARZYNSKI J	21 SYPRZAK K	33 SZYSZKO J	44 CZAPLINSKI M	50 SKRZYNIARZ J	2:39	-2	
5 OLEJNICZAK M	9 SICKO S	12 PIETRASIK A	33 SZYSZKO J	36 DAWYDZIK D	44 CZAPLINSKI M	50 SKRZYNIARZ J	2:37	-3	
9 SICKO S	11 PATEREK P	12 PIETRASIK A	33 SZYSZKO J	36 DAWYDZIK D	44 CZAPLINSKI M	50 SKRZYNIARZ J	2:32	-4	

Empty Net								Time Played	GF	GA
5 OLEJNICZAK M	9 SICKO S	11 PATEREK P	12 PIETRASIK A	33 SZYSZKO J	36 DAWYDZIK D	44 CZAPLINSKI M	1:55	0	0	
5 OLEJNICZAK M	9 SICKO S	11 PATEREK P	15 POWARZYNSKI J	28 GEBALA M	33 SZYSZKO J	44 CZAPLINSKI M	1:22	0	1	
2 PRZYTULA D	5 OLEJNICZAK M	11 PATEREK P	12 PIETRASIK A	22 KOSMALA M	28 GEBALA M	34 URBANIAK P	0:19	1	0	

Legend:
G Diff. Goals Difference