

Start List

Match No: 37

FRA - DEN

Referees: LAH Bojan (SLO) / SOK David (SLO)
Reserve: ELIASSON Jonas (ISL) / PALSSON Anton (ISL)
EHF Observer: SONDORS Zigmars (LAT)

EHF Supervisor: TRESPIDI Marco (ITA)
Timekeeper: MADSEN Anders Kjaer (DEN)
Scorekeeper: OVERGAARD Elsebeth (DEN)

FRA - France

No.	Name	Pos.	Height m	Int. Matches		Competition Statistics								
				MP	G	MP	G	7mG	YC	2Min	RC	S	7mS	
16	BOLZINGER Charles	GK	1.98	31	1	3							18	
92	DESBONNET Remi	GK	1.82	71	8	3	2						18	
2	LENNE Yanis	RW	1.87	69	140	3	9			3				
4	MINNE Aymeric	CB	1.86	52	165	3	6							
6	BOS Julien	RB	1.88	26	38	3	3							
8	PRANDI Elohim	LB	1.93	67	190	3	14							
9	RICHARDSON Melvyn	RB	1.90	118	309	3	13	9						
10	MEM Dika	RB	1.94	144	540	3	12							
11	TOURNAT Nicolas	P	2.00	123	292	3	11							
23	FABREGAS Ludovic	P	1.98	169	424	3	8							
25	DESCAT Hugo	LW	1.83	74	326	1	6	2						
29	KOUNKOU Benoit	RW	1.90	70	106	3	8							
30	PELEKA Wallem-Konrad	P	1.96	7	2	3	2							
31	NAHI Dylan	LW	1.98	84	235	3	17							
34	KONAN Karl	P	2.00	62	8	3								1
39	BRIET Thibaud	LB	2.05	49	106	3	6							
(NN)	KIEFFER Valentin	GK	1.90	2	0									
(NN)	ZAEFFEL Aymeric	LB	1.89	5	11	2	9							
Headcoach		GILLE Guillaume		Bench/Team										

FRA Played		
PR	CZE	42- 28
PR	UKR	46- 26
PR	NOR	38- 34
MR	DEN	22 JAN
MR	POR	24 JAN
MR	ESP	26 JAN
MR	GER	28 JAN

DEN - Denmark

No.	Name	Pos.	Height m	Int. Matches		Competition Statistics								
				MP	G	MP	G	7mG	YC	2Min	RC	S	7mS	
12	NIELSEN Emil	GK	1.95	73	6	3							20	1
20	MØLLER Kevin	GK	2.00	99	8	3							19	1
3	KIRKELØKKE Niclas	RB	1.95	112	204	3				1				
4	LANDIN Magnus	LW	2.00	166	305	3	5							
7	JAKOBSEN Emil	LW	1.90	105	376	3	10	7						
11	LAUGE Rasmus	CB	1.95	189	477	3	10							
15	SAUGSTRUP Magnus	P	1.95	110	211	3	5							
19	GIDSEL Mathias	RB	1.90	100	617	3	25							
22	MENSAH Mads	CB	1.88	219	339	1								
26	HANSEN Jóhan	RW	1.90	113	206	2	4							
28	ANDERSSON Lasse	LB	1.96	91	124	3	2							
33	BERGHOLT Emil	P	1.90	28	13	3						1		
34	HALD Simon	P	2.03	117	121	3	3					3		
38	HOXER Mads	RB	1.95	15	37	3	11							
43	PYTLICK Simon	CB	1.93	65	310	3	23							
64	MØLLER Lasse	LB	1.99	23	30	2	3							
(NN)	ANDERSEN Frederik	RW	1.86	6	10	1								
(NN)	MAGAARD Andreas	P	1.94	0	0									
(NN)	SVANE Mads	CB	1.85	3	6	1								
Headcoach		JACOBSEN Nikolaj		Bench/Team										

DEN Played		
PR	MKD	36- 24
PR	ROU	39- 24
PR	POR	29- 31
MR	FRA	22 JAN
MR	ESP	24 JAN
MR	GER	26 JAN
MR	NOR	28 JAN

Notes:

Players below the bold line are not playing in this match.

Legend:

(NN) Not nominated	2Min 2-Minute Suspensions	7mG 7-metre Goals	7mS 7-metre Saves
CB Centre Back	G Goals	GK Goalkeeper	LB Left Back
LW Left Wing	MP Matches Played	MR Main Round	P Line Player
Pos Position	PR Preliminary Round	RB Right Back	S Saves
RC Red Cards (Direct and after 3rd 2-Minute Suspension)	RW Right Wing		
YC Yellow Cards			

OFFICIAL PARTNERS



EHF PARTNERS



NATIONAL SUPPLIERS



Results

Herning

Attendance: 13.260

Match No: 37

FRA 29 - 32 DEN

(12 - 11) (17 - 21)

Referees: LAH Bojan (SLO) / SOK David (SLO)

France

Coach: GILLE Guillaume

Time outs: 3

No.	Name	Total		Goals / Shots						Punishments			TP			
		G/S	%	7m	6m	Wing	BT	FB	FTO	9m	EG	YC		RC	2M	
2	LENNE Yanis	1/1	100			1/1										31:44
4	MINNE Aymeric	7/9	78		3/3		4/5			0/1						49:04
6	BOS Julien															0:06
8	PRANDI Elohim	1/5	20				1/3			0/2						24:33
9	RICHARDSON Melvyn	2/4	50	2/3						0/1						19:55
10	MEM Dika	3/8	38		1/2		1/1			1/5						39:48
11	TOURNAT Nicolas	3/3	100		3/3											10:02
16	BOLZINGER Charles															43:03
23	FABREGAS Ludovic															49:58
25	DESCAT Hugo	5/6	83	4/4		0/1	1/1									22:53
29	KOUNKOUO Benoit															25:17
30	PELEKA Wallem-Konrad															
31	NAHI Dylan	3/4	75		1/1	1/2		1/1								30:22
34	KONAN Karl														2	12:36
39	BRIET Thibaud	4/7	57				0/1			4/6						42:39
92	DESBONNET Remi															14:00
Totals		29/47	62	6/7	8/9	2/4	7/11	1/1		5/15					2	60:00

No.	Name	Total		Saves / Shots						
		S/S	%	7m	6m	Wing	BT	FB	FTO	9m
16	BOLZINGER Charles	7/27	26	2/5	0/1	1/2	2/7	1/3		1/9
92	DESBONNET Remi	1/12	8	0/2	1/2	0/2	0/5	0/1		
EG		1								
Totals		8/40	20	2/7	1/3	1/4	2/12	1/4		1/9

Denmark

Coach: JACOBSEN Nikolaj

YC/RC Bench Officials: 1/0 Time outs: 3

No.	Name	Total		Goals / Shots						Punishments			TP			
		G/S	%	7m	6m	Wing	BT	FB	FTO	9m	EG	YC		RC	2M	
3	KIRKELOKKE Niclas	2/2	100			2/2										27:50
4	LANDIN Magnus	0/1	0			0/1										30:06
7	JAKOBSEN Emil	6/7	86	3/4	1/1	1/1		1/1								27:41
11	LAUGE Rasmus	1/1	100							1/1						17:43
12	NIELSEN Emil															56:59
15	SAUGSTRUP Magnus	1/1	100		1/1										2	45:06
19	GIDSEL Mathias	9/14	64				5/7	1/2	0/1	2/3	1/1					58:40
20	MOLLER Kevin															0:13
22	MENSAH Mads															
26	HANSEN Jóhan	2/3	67	2/3												15:27
28	ANDERSSON Lasse	3/4	75				2/2	0/1		1/1						39:50
33	BERGHOLT Emil															
34	HALD Simon	0/1	0		0/1											44:32
38	HOXER Mads															2:48
43	PYTTLICK Simon	8/10	80				3/3	1/1		4/6						45:05
64	MOLLER Lasse															
Bench Officials																
Totals		32/44	73	5/7	2/3	3/4	10/12	3/5	0/1	8/11	1/1			2	4	60:00

No.	Name	Total		Saves / Shots						
		S/S	%	7m	6m	Wing	BT	FB	FTO	9m
12	NIELSEN Emil	11/39	28	1/6	1/9	2/4	1/8	0/1		6/11
20	MOLLER Kevin	0/1	0	0/1						
Totals		11/40	28	1/7	1/9	2/4	1/8	0/1		6/11

Attacks

Team:	All		Player Majority		Player Minority		Position Attacks		FB		Ind. FB		Team FB		Att. Dur. (min)	Turnover		
	G/Att.	%	G/Att.	%	G/Att.	%	G/Att.	%	G/Att.	%	G/Att.	%	G/Att.	%		All	%	TOFB
FRA	29/54	54	5/7	71	1/4	25	28/53	53	1/1	100			1/1	100	0:33	11	20	0
DEN	32/54	59	4/6	67	3/4	75	28/45	62	3/7	43			3/7	43	0:33	10	19	2

RUNNING SCORE

FRA - DEN	
1st Half	
0 (1) 1	PYTTLICK S
DESCAT H 1 (4) 1	
DESCAT H 2 (6) 1	
LENNE Y 3 (8) 1	
3 (9) 2	LAUGE R
DESCAT H 4 (9) 2	
4 (11) 3	HANSEN J
4 (12) 4	PYTTLICK S
4 (13) 5	GIDSEL M
DESCAT H 5 (14) 5	
5 (15) 6	GIDSEL M
MEM D 6 (16) 6	
PRANDI E 7 (16) 6	
7 (17) 7	PYTTLICK S
MEM D 8 (18) 7	
8 (20) 8	HANSEN J
BRIET T 9 (21) 8	
NAHI D 10 (25) 8	
10 (26) 9	JAKOBSEN E
RICHARDSON M 11 (27) 9	
11 (28) 10	PYTTLICK S
RICHARDSON M 12 (28) 10	
12 (29) 11	GIDSEL M
2nd Half	
12 (32) 12	GIDSEL M
BRIET T 13 (32) 12	
MINNE A 14 (33) 12	
14 (34) 13	SAUGSTRUP M
14 (34) 14	KIRKELOKKE N
MINNE A 15 (35) 14	
15 (37) 15	GIDSEL M
MINNE A 16 (38) 15	
16 (38) 16	PYTTLICK S
16 (39) 17	GIDSEL M
MINNE A 17 (40) 17	
17 (40) 18	PYTTLICK S
17 (42) 19	GIDSEL M
TOURNAT N 18 (43) 19	
18 (44) 20	ANDERSSON L
MINNE A 19 (44) 20	
TOURNAT N 20 (46) 20	
20 (46) 21	ANDERSSON L
NAHI D 21 (47) 21	
BRIET T 22 (48) 21	
NAHI D 23 (48) 21	
23 (49) 22	JAKOBSEN E
MINNE A 24 (50) 22	
24 (51) 23	JAKOBSEN E
BRIET T 25 (52) 23	
25 (52) 24	JAKOBSEN E
MINNE A 26 (53) 24	
26 (53) 25	PYTTLICK S
26 (54) 26	JAKOBSEN E
26 (55) 27	JAKOBSEN E
TOURNAT N 27 (56) 27	
27 (57) 28	ANDERSSON L
27 (57) 29	PYTTLICK S
DESCAT H 28 (58) 29	
28 (59) 30	GIDSEL M
MEM D 29 (59) 30	
29 (60) 31	GIDSEL M
29 (60) 32	KIRKELOKKE N

OFFICIAL PARTNERS



EHF PARTNERS



NATIONAL SUPPLIERS





MEN'S EUROPEAN HANDBALL CHAMPIONSHIP
EHF EURO 2026



MEN'S EHF EURO 2026
DENMARK · SWEDEN · NORWAY

THU 22 JAN 2026
Start Time: 20:30

Main Round Group I

Results

Herning

Attendance: 13.260

Match No: 37

Legend:			
%	Efficiency	2M	2-Minute Suspensions
Att. Dur.	Average Attack Duration	BT	Breakthroughs
G/Att.	Goals/Attacks	G/S	Goals/Shots
RC	Red Cards (Direct and after Third 2-Minute Suspension)	7m	7-metre Penalty Shots
TOFB	Turnover during Fast Breaks	FB	Fast Breaks
		No.	Uniform Number
		S/S	Saves/Shots
		TP	Time Played
		9m	9-metre Shots
		FTO	Fast Throw off
		Wing	Wing Shots



Report Created THU 22 JAN 2026 22:10

Page 2 of 2

OFFICIAL PARTNERS



EHF PARTNERS



NATIONAL SUPPLIERS



Main Round Group I

Match Team Statistics

Herning

Match No: 37

FRA 29 - 32 DEN

(12 - 11) (17 - 21)

Referees: LAH Bojan (SLO) / SOK David (SLO)

FRA - France Coach: GILLE Guillaume

Time outs: 3

No.	Name	Total		All Goals / Shots							Punishments				Offence			Defence			TP		
		G/S	%	7m	7m%	6m	Wing	BT	FB	FTO	9m	EG	YC	RC	2M	2+2	AS	R7	TO/TF	ST		BS	P7
2	LENNE Yanis	1/1	100				1/1																31:44
4	MINNE Aymeric	7/9	78			3/3		4/5		0/1						5	2	2		1	1		49:04
6	BOS Julien																						0:06
8	PRANDI Elohim	1/5	20					1/3		0/2							1	1	2 / 1		1		24:33
9	RICHARDSON Melvyn	2/4	50	2/3	67					0/1							1					1	19:55
10	MEM Dika	3/8	38			1/2		1/1		1/5							1	1				1	39:48
11	TOURNAT Nicolas	3/3	100			3/3												1	/ 1				10:02
16	BOLZINGER Charles																						43:03
23	FABREGAS Ludovic															1	1	/ 1				2	49:58
25	DESCAT Hugo	5/6	83	4/4	100		0/1	1/1												1			22:53
29	KOUNKOUD Benoît																1				1		25:17
30	PELEKA Wallem-Konrad																						
31	NAHI Dylan	3/4	75			1/1	1/2		1/1								1	1			1	1	30:22
34	KONAN Karl													2								1	12:36
39	BRIET Thibaud	4/7	57					0/1		4/6							5	1	2				42:39
92	DESBONNET Remi																						14:00
Bench/Team																						1	
Totals		29/47	62	6/7	86	8/9	2/4	7/11	1/1		5/15				2		16	7	7 / 4	3	2	7	

No.	Name	Total		All Saves / Shots										
		S/S	%	7m	7m%	Near Shots				FB	FTO	9m	9m%	
				All	All%	6m	Wing	BT						
16	BOLZINGER Charles	7/27	26	2/5	40	3/10	30	0/1	1/2	2/7	1/3		1/9	11
92	DESBONNET Remi	1/12	8	0/2	0	1/9	11	1/2	0/2	0/5	0/1			
EG		1												
Totals		8/40	20	2/7	29	4/19	21	1/3	1/4	2/12	1/4		1/9	11

Attacks

Team	All		Player Majority		Player Minority		Position Attacks		FB		Ind. FB		Team FB		Att. Dur. (min)	Turnover		
	G/Att.	%	G/Att.	%	G/Att.	%	G/Att.	%	G/Att.	%	G/Att.	%	G/Att.	%		All	%	TOFB
FRA	29/54	54	5/7	71	1/4	25	28/53	53	1/1	100			1/1	100	0:33	11	20	0

Team Shots

	Goals	Saves	Missed	Post	Blocked	Total	G/S %	Prop %
6m Shots	8	1				9	89	19
Wing Shots	2	2				4	50	9
L R	1 1	2				3 1	33 100	6 2
9m Shots	5	6		3	1	15	33	32
L C R	4 1	5 1		3	1	13 2	31 50	0 28 4
7m Penalty Throws	6	1				7	86	15
Fast Breaks	1					1	100	2
Breakthroughs	7	1	2	1		11	64	23
Fast Throw Offs								0
Empty Goals								0
Totals	29	11	2	4	1	47	62	100

Legend:			
%	Efficiency	2M	2-Minute Suspensions
9m	9-metre Shots	2+2	2+2 Minute Suspensions
C	Center	Att. Dur.	Average Attack Duration
G/S	Goals/Shots	AS	Assists
R7	Received 7-metre Fouls	EG	Empty Goal
ST	Steals	FB	Fast Breaks
Wing	Wing Shots	FTO	Fast Throw off
		Ind.	Individual
		L	Left
		P7	Penalty 7-metre Fouls
		R	Right
		RC	Red Cards (Direct and after 3rd 2-Minute Suspension)
		TO/TF	Turnover/Technical Fouls
		TOFB	Turnover during Fast Breaks
		7m	7-metre Penalty Shots
		BT	Breakthroughs
		G/Att.	Goals/Attacks
		Prop %	Proportion of Shots
		S/S	Saves/Shots
		TP	Time Played

OFFICIAL PARTNERS



EHF PARTNERS



NATIONAL SUPPLIERS



Main Round Group I

Match Team Statistics

Herning

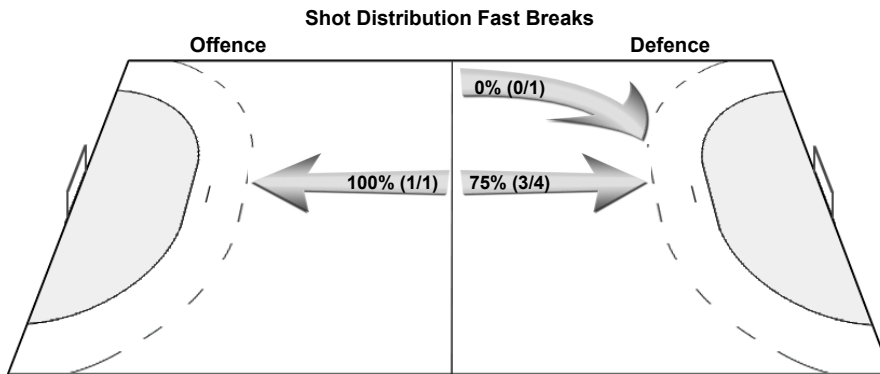
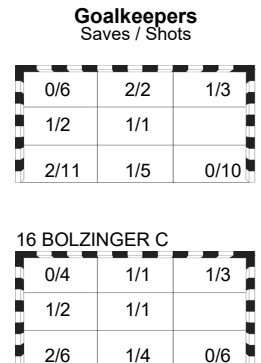
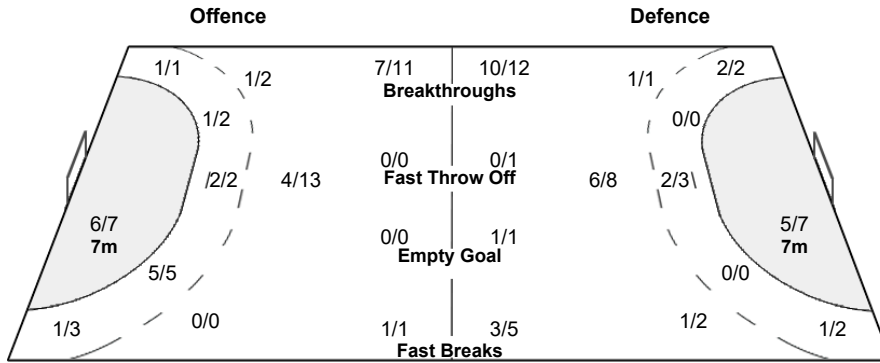

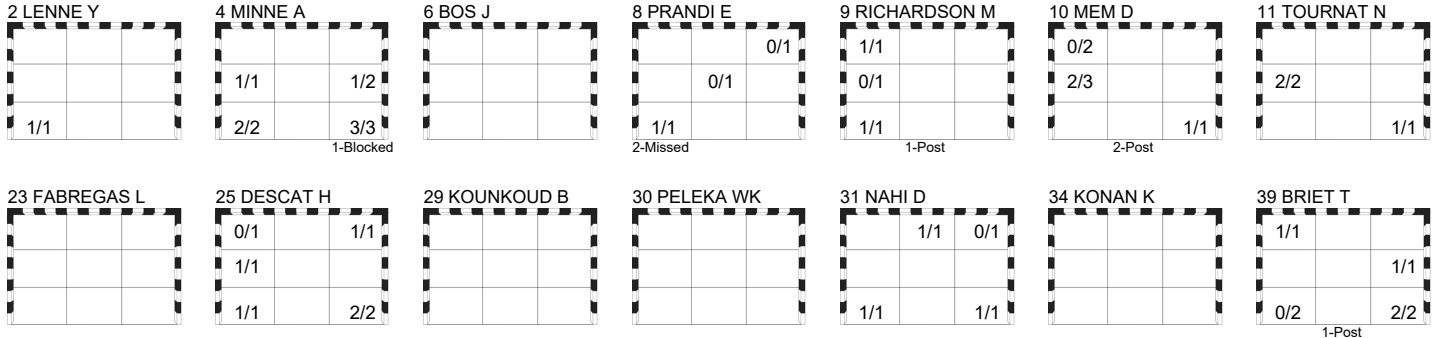
Match No: 37

FRA 29 - 32 DEN
(12 - 11) (17 - 21)

Referees: LAH Bojan (SLO) / SOK David (SLO)

FRA - France

Overview of Shot Distribution



OFFICIAL PARTNERS



EHF PARTNERS



NATIONAL SUPPLIERS



Main Round Group I

Match Team Statistics

Herning

Match No: 37

FRA 29 - 32 DEN

(12 - 11) (17 - 21)

Referees: LAH Bojan (SLO) / SOK David (SLO)

DEN - Denmark

Coach: JACOBSEN Nikolaj

YC/RC Bench Officials:1/0 Time outs: 3

No.	Name	Total		All Goals / Shots								Punishments			Offence			Defence			TP			
		G/S	%	7m	7m%	6m	Wing	BT	FB	FTO	9m	EG	YC	RC	2M	2+2	AS	R7	TO/TF	ST		BS	P7	
3	KIRKELOKKE Niclas	2/2	100				2/2								1						1		1	27:50
4	LANDIN Magnus	0/1	0				0/1																3	30:06
7	JAKOBSEN Emil	6/7	86	3/4	75	1/1	1/1																	27:41
11	LAUGE Rasmus	1/1	100								1/1			1	1		1	1	1 / 1				1	17:43
12	NIELSEN Emil																							56:59
15	SAUGSTRUP Magnus	1/1	100			1/1									2								2	45:06
19	GIDSEL Mathias	9/14	64					5/7	1/2	0/1	2/3	1/1					5	4	1 / 1					58:40
20	MOLLER Kevin																							0:13
22	MENSAH Mads																							
26	HANSEN Jóhan	2/3	67	2/3	67																			15:27
28	ANDERSSON Lasse	3/4	75					2/2	0/1		1/1						5		1 / 1	1				39:50
33	BERGHOLT Emil																							
34	HALD Simon	0/1	0			0/1											1	1				1		44:32
38	HOXER Mads																							2:48
43	PYTLICK Simon	8/10	80					3/3	1/1		4/6						2	1	2 / 2					45:05
64	MOLLER Lasse																							
Bench/Team													1											
Totals		32/44	73	5/7	71	2/3	3/4	10/12	3/5	0/1	8/11	1/1	2	4		14	7	5 / 5	2	1	7			

No.	Name	Total		All Saves / Shots								FB	FTO	9m	9m%
		S/S	%	7m	7m%	Near Shots			BT						
				All	All%	6m	Wing	BT							
12	NIELSEN Emil	11/39	28	1/6	17	4/21	19	1/9	2/4	1/8	0/1		6/11	55	
20	MOLLER Kevin	0/1	0	0/1	0								6/11	55	
Totals		11/40	28	1/7	14	4/21	19	1/9	2/4	1/8	0/1		6/11	55	

Attacks

Team	All		Player Majority		Player Minority		Position Attacks		FB		Ind. FB		Team FB		Att. Dur. (min)	Turnover		
	G/Att.	%	G/Att.	%	G/Att.	%	G/Att.	%	G/Att.	%	G/Att.	%	G/Att.	%		All	%	TOFB
DEN	32/54	59	4/6	67	3/4	75	28/45	62	3/7	43			3/7	43	0:33	10	19	2

Team Shots

	Goals	Saves	Missed	Post	Blocked	Total	G/S %	Prop %
6m Shots	2	1				3	67	7
Wing Shots	3	1				4	75	9
L R	1 2	1				2 2	50 100	5 5
9m Shots	8	1		1	1	11	73	25
L C R	1 6 1	1		1	1	2 8 1	50 75 100	5 18 2
7m Penalty Throws	5	2				7	71	16
Fast Breaks	3	1		1		5	60	11
Breakthroughs	10	2				12	83	27
Fast Throw Offs					1	1	0	2
Empty Goals	1					1	100	2
Totals	32	8		2	2	44	73	100

Legend:			
%	Efficiency	2M	2-Minute Suspensions
9m	9-metre Shots	2+2	2+2 Minute Suspensions
C	Center	Att. Dur.	Average Attack Duration
G/S	Goals/Shots	AS	Assists
R7	Received 7-metre Fouls	EG	Empty Goal
ST	Steals	Ind.	Individual
Wing	Wing Shots	R	Right
		TO/TF	Turnover/Technical Fouls
		YC	Yellow Cards
		6m	6-metre Shots
		BS	Blocked Shots
		FB	Fast Breaks
		FTO	Fast Throw off
		L	Left
		P7	Penalty 7-metre Fouls
		RC	Red Cards (Direct and after 3rd 2-Minute Suspension)
		TOFB	Turnover during Fast Breaks
		7m	7-metre Penalty Shots
		BT	Breakthroughs
		G/Att.	Goals/Attacks
		Prop %	Proportion of Shots
		S/S	Saves/Shots
		TP	Time Played

OFFICIAL PARTNERS



EHF PARTNERS



NATIONAL SUPPLIERS



Main Round Group I

Match Team Statistics

Herning

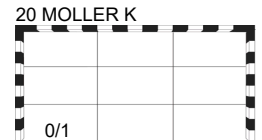
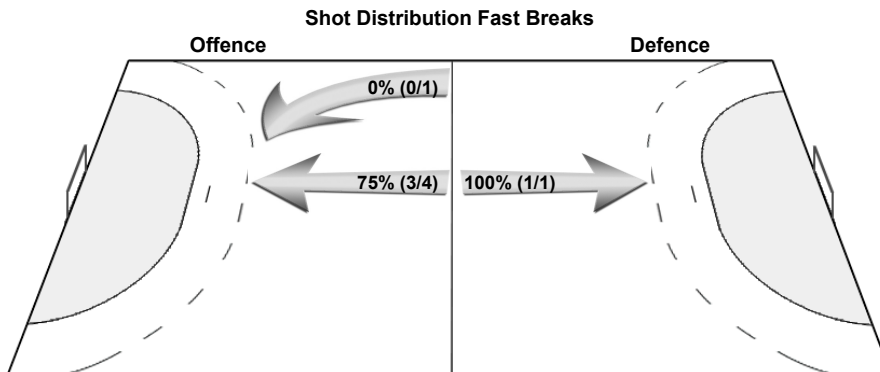
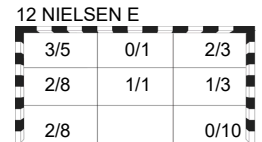
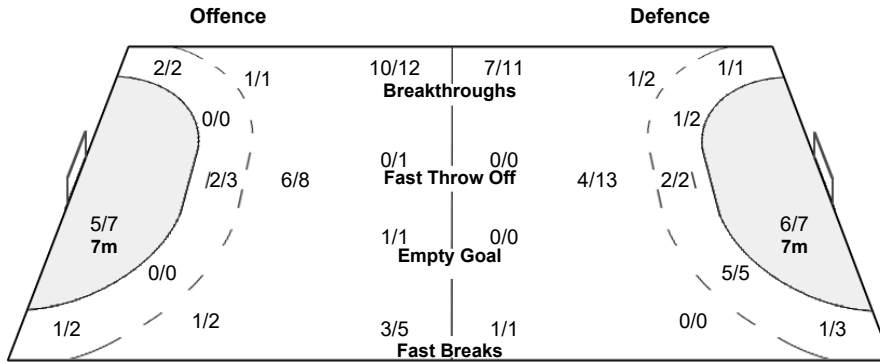
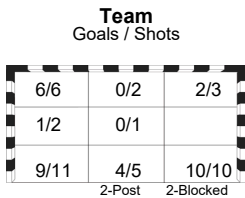
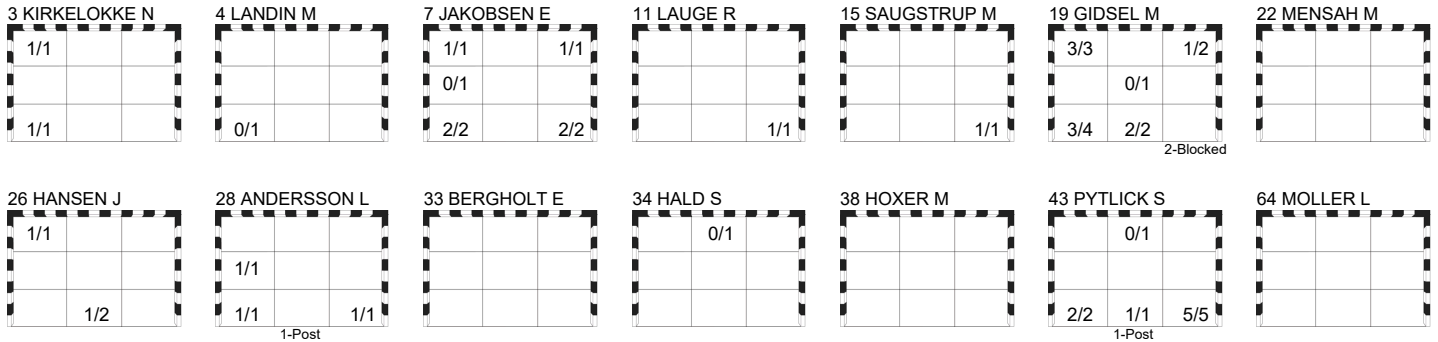
Match No: 37

FRA 29 - 32 DEN
(12 - 11) (17 - 21)

Referees: LAH Bojan (SLO) / SOK David (SLO)

DEN - Denmark

Overview of Shot Distribution



OFFICIAL PARTNERS



EHF PARTNERS



NATIONAL SUPPLIERS



Play by Play

Match No: 37

FRA 29 - 32 DEN

(12 - 11) (17 - 21)

Referees: LAH Bojan (SLO) / SOK David (SLO)

FRA	2 LENNE Yanis	4 MINNE Aymeric	6 BOS Julien	A DELATTRE Johann
	8 PRANDI Elohim	9 RICHARDSON Melvyn	10 MEM Dika	B GILLE Guillaume
	11 TOURNAT Nicolas	16 BOLZINGER Charles	23 FABREGAS Ludovic	C BIDET Emmanuel
	25 DESCAT Hugo	29 KOUNKOUO Benoît	30 PELEKA Wallem-Konrad	F GAUTIER Sébastien
	31 NAHI Dylan	34 KONAN Karl	39 BRIET Thibaud	G KIEFFER Jean-Luc
	92 DESBONNET Remi			
DEN	3 KIRKELOKKE Niclas	4 LANDIN Magnus	7 JAKOBSEN Emil	A VILHELMSSEN Keld
	11 LAUGE Rasmus	12 NIELSEN Emil	15 SAUGSTRUP Magnus	B JACOBSEN Nikolaj
	19 GIDSEL Mathias	20 MOLLER Kevin	22 MENSAH Mads	C KRONBORG Henrik
	26 HANSEN Jóhan	28 ANDERSSON Lasse	33 BERGHOLT Emil	D GREVE Anja
	34 HALD Simon	38 HOXER Mads	43 PYTLICK Simon	E BRUUN Michael
	64 MOLLER Lasse			

1st HALF

Match Time	FRA - France	Score	Lead	DEN - Denmark
0:00	16 BOLZINGER C Goalkeeper			12 NIELSEN E Goalkeeper
0:43		0 - 1	-1	43 PYTLICK S Goal left 9m bottom left
1:33	8 PRANDI E Shot centre 9m saved middle centre			
2:25				19 GIDSEL M Shot breakthrough saved middle centre
3:18	23 FABREGAS L 7m received			11 LAUGE R 7m caused
3:18				11 LAUGE R Warning (yellow card)
3:35	25 DESCAT H Goal Penalty shot bottom right (23 FABREGAS L)	1 - 1	0	
4:27				43 PYTLICK S Turnover
5:22	4 MINNE A Shot centre 9m blocked			34 HALD S Block
5:35	10 MEM D Turnover			
5:42				19 GIDSEL M Technical Fault (FB)
5:54	8 PRANDI E 7m received			15 SAUGSTRUP M 7m caused
5:54				15 SAUGSTRUP M 2-minutes suspension
5:54	25 DESCAT H Goal Penalty shot top right (8 PRANDI E), 65.45 km/h	2 - 1	+1	
6:10				26 HANSEN J for 12 NIELSEN E Empty goal
7:06				12 NIELSEN E for 26 HANSEN J Goalkeeper back
7:08				43 PYTLICK S Technical Fault
7:27	2 LENNE Y Goal right wing bottom left (10 MEM D), 73.24 km/h	3 - 1	+2	
7:36				26 HANSEN J for 12 NIELSEN E Empty goal
7:57				12 NIELSEN E for 15 SAUGSTRUP M Goalkeeper back
8:16		3 - 2	+1	11 LAUGE R Goal centre 9m bottom right, 86.42 km/h
8:26	25 DESCAT H Goal breakthrough bottom right, 71.07 km/h	4 - 2	+2	
8:40				11 LAUGE R Turnover
8:48	8 PRANDI E Shot breakthrough missed			
9:21	8 PRANDI E Block			19 GIDSEL M Shot centre 9m blocked
10:02	23 FABREGAS L Technical Fault			
10:43	34 KONAN K 7m caused			19 GIDSEL M 7m received
10:43	34 KONAN K 2-minutes suspension			
10:43		4 - 3	+1	26 HANSEN J Goal Penalty shot top left (19 GIDSEL M), 67.97 km/h
11:00	4 MINNE A for 16 BOLZINGER C Empty goal			
11:31	8 PRANDI E Technical Fault			
11:35	16 BOLZINGER C for 4 MINNE A Goalkeeper back			
11:38		4 - 4	0	43 PYTLICK S Goal fast break bottom left (28 ANDERSSON L), 74.16 km/h
11:45	4 MINNE A for 16 BOLZINGER C Empty goal			
12:10	8 PRANDI E Turnover			
12:15		4 - 5	-1	19 GIDSEL M Goal empty goal bottom centre (28 ANDERSSON L), 83.40 km/h
12:45	4 MINNE A 7m received			4 LANDIN M 7m caused
12:49	16 BOLZINGER C for 34 KONAN K Goalkeeper back			

OFFICIAL PARTNERS



EHF PARTNERS



NATIONAL SUPPLIERS



Play by Play

FRA 29 - 32 DEN

(12 - 11) (17 - 21)

1st HALF

Match Time	FRA - France	Score	Lead	DEN - Denmark
13:01	25 DESCAT H Goal Penalty shot middle left (4 MINNE A), 96.93 km/h	5 - 5	0	
14:23		5 - 6	-1	19 GIDSEL M Goal breakthrough bottom left, 85.60 km/h
15:01	10 MEM D Goal breakthrough middle left, 107.27 km/h	6 - 6	0	
15:45				19 GIDSEL M Shot breakthrough saved bottom left
15:53	8 PRANDI E Goal breakthrough bottom left, 101.98 km/h	7 - 6	+1	
16:03	34 KONAN K 2-minutes suspension			
16:03				38 HOXER M for 12 NIELSEN E Empty goal
16:20		7 - 7	0	43 PYTLICK S Goal breakthrough bottom right, 101.20 km/h
16:22				12 NIELSEN E for 38 HOXER M Goalkeeper back
16:30	4 MINNE A for 16 BOLZINGER C Empty goal			
16:59	8 PRANDI E Turnover			
17:02	16 BOLZINGER C for 4 MINNE A Goalkeeper back			
17:10				28 ANDERSSON L Technical Fault
17:10				B JACOBSEN N Warning (yellow card) bench punishment
17:15	4 MINNE A for 16 BOLZINGER C Empty goal			
17:43	10 MEM D Goal right 9m bottom right, 88.11 km/h	8 - 7	+1	
17:47	16 BOLZINGER C for 39 BRIET T Goalkeeper back			
17:55	4 MINNE A Block			19 GIDSEL M Shot fast throw off blocked
17:58	39 BRIET T for 16 BOLZINGER C Empty goal			
18:12	16 BOLZINGER C for 34 KONAN K Goalkeeper back			
18:27	10 MEM D Shot right 9m saved middle left			
19:15	10 MEM D 7m caused			11 LAUGE R 7m received
19:39		8 - 8	0	26 HANSEN J Goal Penalty shot bottom centre (11 LAUGE R), 99.13 km/h
20:16	39 BRIET T Goal centre 9m middle right, 104.81 km/h	9 - 8	+1	
21:07				43 PYTLICK S Shot left 9m post
21:38	10 MEM D Shot centre 9m saved top left			
21:59				11 LAUGE R Technical Fault
22:29	39 BRIET T Shot centre 9m saved bottom left			
22:44				Team timeout
23:12				4 LANDIN M Shot left wing saved bottom left
23:23	8 PRANDI E Shot breakthrough missed			
23:32	31 NAHI D 7m caused			19 GIDSEL M 7m received
23:47				26 HANSEN J Penalty shot saved bottom centre
24:30	10 MEM D Shot centre 9m post			
24:34	31 NAHI D Steal			19 GIDSEL M Turnover Fastbreak
24:37	Team timeout			
24:59	31 NAHI D Goal left wing bottom right (39 BRIET T), 103.66 km/h	10 - 8	+2	
25:31	9 RICHARDSON M 7m caused			34 HALD S 7m received
25:49		10 - 9	+1	7 JAKOBSEN E Goal Penalty shot top right (34 HALD S), 71.60 km/h
26:34	9 RICHARDSON M Shot centre 9m post			
26:41	31 NAHI D 7m received			4 LANDIN M 7m caused
26:41	9 RICHARDSON M Goal Penalty shot bottom left (31 NAHI D), 98.40 km/h	11 - 9	+2	20 MOLLER K for 12 NIELSEN E Goalkeeper Substitution
26:54				12 NIELSEN E for 20 MOLLER K Goalkeeper Substitution
27:14		11 - 10	+1	43 PYTLICK S Goal centre 9m bottom right, 106.20 km/h
27:24	39 BRIET T 7m received			4 LANDIN M 7m caused
27:32	9 RICHARDSON M Goal Penalty shot top left (39 BRIET T), 99.84 km/h	12 - 10	+2	
28:11		12 - 11	+1	19 GIDSEL M Goal breakthrough top right, 104.31 km/h
28:29	31 NAHI D Shot left wing saved top right			
29:44				43 PYTLICK S Shot centre 9m saved top centre
29:58	8 PRANDI E Shot centre 9m saved top right			

FRA 29 - 32 DEN

(12 - 11) (17 - 21)

Match Time	FRA - France	Score	Lead	DEN - Denmark
------------	--------------	-------	------	---------------

OFFICIAL PARTNERS



EHF PARTNERS



NATIONAL SUPPLIERS



Play by Play

Herning

Match No: 37

30:00	16 BOLZINGER C	Goalkeeper			12 NIELSEN E	Goalkeeper
30:30	25 DESCAT H	Shot left wing saved top left				
31:15			12 - 12	0	19 GIDSEL M	Goal right 9m top left, 92.20 km/h
31:38	39 BRIET T	Goal centre 9m top left, 119.94 km/h	13 - 12	+1		
31:44	25 DESCAT H	Steal			28 ANDERSSON L	Turnover
32:30	4 MINNE A	Goal left 6m bottom right (39 BRIET T), 101.80 km/h	14 - 12	+2		
33:03			14 - 13	+1	15 SAUGSTRUP M	Goal centre 6m bottom right (43 PYTLICK S), 82.44 km/h
33:15	39 BRIET T	Shot breakthrough post				
33:38			14 - 14	0	3 KIRKELOKKE N	Goal right wing bottom left (19 GIDSEL M), 95.95 km/h
34:06	4 MINNE A	Goal breakthrough bottom left, 102.97 km/h	15 - 14	+1		
34:34	23 FABREGAS L	7m caused			19 GIDSEL M	7m received
34:36					7 JAKOBSEN E	Penalty shot saved middle left
36:13	10 MEM D	Shot centre 9m post				
36:21			15 - 15	0	19 GIDSEL M	Goal centre 9m bottom centre, 98.62 km/h
37:01	4 MINNE A	Goal left 6m middle right, 102.16 km/h	16 - 15	+1		
37:26			16 - 16	0	43 PYTLICK S	Goal centre 9m bottom right, 108.75 km/h
37:38	4 MINNE A	Shot breakthrough saved middle right				
38:10	10 MEM D	Shot right 6m saved top left				
38:29			16 - 17	-1	19 GIDSEL M	Goal breakthrough top left, 94.91 km/h
38:56	39 BRIET T	Turnover				
39:03					19 GIDSEL M	Shot fast break saved top right
39:17	4 MINNE A	Goal breakthrough bottom left, 104.21 km/h	17 - 17	0		
39:47			17 - 18	-1	43 PYTLICK S	Goal centre 9m bottom centre, 81.12 km/h
40:56		Technical Fault bench/team				
41:01			17 - 19	-2	19 GIDSEL M	Goal fast break top left (28 ANDERSSON L), 94.04 km/h
41:12		Team timeout				
41:35	11 TOURNAT N	7m received			3 KIRKELOKKE N	7m caused
41:35					3 KIRKELOKKE N	2-minutes suspension
41:35	9 RICHARDSON M	Penalty shot saved middle left				
42:13	11 TOURNAT N	Goal centre 6m middle left (9 RICHARDSON M), 67.97 km/h	18 - 19	-1		
42:25					38 HOXER M	for 12 NIELSEN E Empty goal
43:15			18 - 20	-2	28 ANDERSSON L	Goal breakthrough bottom right, 103.74 km/h
43:16					12 NIELSEN E	for 43 PYTLICK S Goalkeeper back
43:34	4 MINNE A	Goal left 6m middle left (39 BRIET T), 106.76 km/h	19 - 20	-1		
44:04					43 PYTLICK S	Technical Fault
44:44	39 BRIET T	Turnover				
44:49					28 ANDERSSON L	Shot fast break post
45:04	11 TOURNAT N	Goal centre 6m bottom right (4 MINNE A), 93.03 km/h	20 - 20	0		
45:49			20 - 21	-1	28 ANDERSSON L	Goal centre 9m middle left, 99.90 km/h
46:00	92 DESBONNET R	for 16 BOLZINGER C Goalkeeper Substitution				
46:06	31 NAHI D	Goal left 6m bottom left (39 BRIET T), 91.14 km/h	21 - 21	0		
46:33					34 HALD S	Shot centre 6m saved top centre
47:03	39 BRIET T	Goal centre 9m bottom right, 86.65 km/h	22 - 21	+1		
47:47	29 KOUNKOUD B	Steal			43 PYTLICK S	Turnover
47:52	31 NAHI D	Goal fast break top centre (29 KOUNKOUD B), 105.33 km/h	23 - 21	+2		
47:53						Team timeout
48:12	23 FABREGAS L	7m caused			19 GIDSEL M	7m received
48:23			23 - 22	+1	7 JAKOBSEN E	Goal Penalty shot bottom right (19 GIDSEL M), 52.17 km/h
49:17	4 MINNE A	Goal breakthrough bottom right, 88.98 km/h	24 - 22	+2		
50:13			24 - 23	+1	7 JAKOBSEN E	Goal centre 6m bottom right (19 GIDSEL M), 106.74 km/h
51:07	39 BRIET T	Goal centre 9m bottom right, 89.90 km/h	25 - 23	+2		
51:45	4 MINNE A	7m caused			43 PYTLICK S	7m received
51:56			25 - 24	+1	7 JAKOBSEN E	Goal Penalty shot top left (43 PYTLICK S), 113.40 km/h
52:39	4 MINNE A	Goal breakthrough bottom right, 90.15 km/h	26 - 24	+2		
52:48			26 - 25	+1	43 PYTLICK S	Goal breakthrough bottom right, 114.25 km/h
53:26	4 MINNE A	Turnover			28 ANDERSSON L	Steal
53:33			26 - 26	0	7 JAKOBSEN E	Goal fast break bottom left (28 ANDERSSON L), 85.35 km/h
53:43	11 TOURNAT N	Technical Fault				
54:31			26 - 27	-1	7 JAKOBSEN E	Goal left wing bottom left (28 ANDERSSON L), 85.35 km/h
54:44					11 LAUGE R	2-minutes suspension
55:09	11 TOURNAT N	Goal left 6m middle left (4 MINNE A), 100.25 km/h	27 - 27	0		

OFFICIAL PARTNERS



EHF PARTNERS



NATIONAL SUPPLIERS



Match No: 37

Play by Play
FRA 29 - 32 DEN
(12 - 11) (17 - 21)

2nd HALF

Match Time	FRA - France	Score	Lead	DEN - Denmark
56:00		27 - 28	-1	28 ANDERSSON L Goal breakthrough bottom left, 99.51 km/h
56:24	39 BRIET T Shot centre 9m saved bottom left			
56:33				7 JAKOBSEN E for 12 NIELSEN E Empty goal
56:48				12 NIELSEN E for 11 LAUGE R Goalkeeper back
56:58		27 - 29	-2	43 PYTLICK S Goal breakthrough bottom right, 95.26 km/h
57:08	4 MINNE A 7m received			15 SAUGSTRUP M 7m caused
57:08	25 DESCAT H Goal Penalty shot bottom left (4 MINNE A), 92.78 km/h	28 - 29	-1	
58:09		28 - 30	-2	19 GIDSEL M Goal breakthrough bottom left, 93.74 km/h
58:22	10 MEM D Goal right 6m middle left (4 MINNE A), 109.09 km/h	29 - 30	-1	
59:02		29 - 31	-2	19 GIDSEL M Goal breakthrough bottom left, 101.30 km/h
59:09	Team timeout			
59:39				15 SAUGSTRUP M 2-minutes suspension
59:49	4 MINNE A Turnover			3 KIRKELOKKE N Steal
59:54				Team timeout
59:54				43 PYTLICK S for 12 NIELSEN E Empty goal
60:00		29 - 32	-3	3 KIRKELOKKE N Goal right wing top left (19 GIDSEL M), 50.60 km/h

OFFICIAL PARTNERS



EHF PARTNERS



NATIONAL SUPPLIERS



Empty Goal Analysis

Herning

Match No: 37

FRA 29 - 32 DEN

(12 - 11) (17 - 21)

Referees: LAH Bojan (SLO) / SOK David (SLO)

ATTACKS DURING OWN EMPTY GOAL SITUATION

Players on Court	Attacks		Goals		Saves		Missed		Blocked		Post		Turnovers		Scoring Efficiency		Goals Against	
	FRA	DEN	FRA	DEN	FRA	DEN	FRA	DEN	FRA	DEN	FRA	DEN	FRA	DEN	FRA	DEN	FRA	DEN
7 Against 6																		
6 Against 6	4	3	1	2									3	1	25	67		1
Others		1		1												100		
Total:	4	4	1	3									3	1	25	75		1

GOALS/ATTACKS DURING OWN EMPTY GOAL SITUATION - ANALYSIS OF OCCURRENCE (in 5 min intervals)

Players on Court	1st Half												
	0-5		5-10		10-15		15-20		20-25		25-30		
	FRA	DEN	FRA	DEN	FRA	DEN	FRA	DEN	FRA	DEN	FRA	DEN	
7 Against 6													
6 Against 6				0/1		0/2		1/2					
Others								1/1					
Total:				0/1		0/2		1/2					1/1

Players on Court	2nd Half											
	30-35		35-40		40-45		45-50		50-55		55-60	
	FRA	DEN	FRA	DEN	FRA	DEN	FRA	DEN	FRA	DEN	FRA	DEN
7 Against 6												
6 Against 6						1/1						
Others												
Total:						1/1						

GOALS/ATTACKS DURING OWN EMPTY GOAL SITUATION - ANALYSIS BY DURATION

Team	<15 sec.	15-30 sec.	30-45 sec.	45-60 sec.	>60 sec.
FRA		1/3	0/1		
DEN	1/1	1/1		1/2	

SUBSTITUTION SUMMARY

Players	FRA	DEN
Goalkeeper <-> Goalkeeper	1	2
Court Player <-> Goalkeeper	10	11
Court Player <-> Court Player	88	107
Total:	99	120

OFFICIAL PARTNERS



EHF PARTNERS



NATIONAL SUPPLIERS



Main Round Group I

Line-Up Analysis

Herning

Attendance: 13.260

Match No: 37

FRA 29 - 32 DEN

FRA - France

Lineup efficiency								Time Played	GF	GA
2 LENNE Y	4 MINNE A	8 PRANDI E	10 MEM D	16 BOLZINGER C	23 FABREGAS L	34 KONAN K	6:46	0	3	
2 LENNE Y	4 MINNE A	10 MEM D	16 BOLZINGER C	23 FABREGAS L	25 DESCAT H	39 BRIET T	6:00	5	0	
4 MINNE A	9 RICHARDSON M	23 FABREGAS L	29 KOUNKOUD B	31 NAHI D	39 BRIET T	92 DESBONNET R	5:35	2	5	
2 LENNE Y	4 MINNE A	8 PRANDI E	10 MEM D	16 BOLZINGER C	23 FABREGAS L	25 DESCAT H	5:21	6	0	
8 PRANDI E	9 RICHARDSON M	16 BOLZINGER C	23 FABREGAS L	29 KOUNKOUD B	31 NAHI D	39 BRIET T	4:10	1	3	
2 LENNE Y	4 MINNE A	10 MEM D	16 BOLZINGER C	23 FABREGAS L	31 NAHI D	39 BRIET T	3:57	1	1	
4 MINNE A	10 MEM D	23 FABREGAS L	29 KOUNKOUD B	31 NAHI D	39 BRIET T	92 DESBONNET R	3:26	1	4	
4 MINNE A	9 RICHARDSON M	11 TOURNAT N	29 KOUNKOUD B	31 NAHI D	39 BRIET T	92 DESBONNET R	3:09	4	1	
4 MINNE A	9 RICHARDSON M	16 BOLZINGER C	23 FABREGAS L	29 KOUNKOUD B	31 NAHI D	39 BRIET T	3:03	1	2	
4 MINNE A	10 MEM D	16 BOLZINGER C	23 FABREGAS L	25 DESCAT H	34 KONAN K	39 BRIET T	2:48	0	4	
2 LENNE Y	8 PRANDI E	10 MEM D	16 BOLZINGER C	23 FABREGAS L	25 DESCAT H	34 KONAN K	2:27	0	3	
2 LENNE Y	4 MINNE A	8 PRANDI E	10 MEM D	23 FABREGAS L	25 DESCAT H	34 KONAN K	2:11	0	1	
4 MINNE A	9 RICHARDSON M	11 TOURNAT N	16 BOLZINGER C	29 KOUNKOUD B	31 NAHI D	39 BRIET T	1:47	2	0	
4 MINNE A	10 MEM D	11 TOURNAT N	29 KOUNKOUD B	31 NAHI D	39 BRIET T	92 DESBONNET R	1:43	1	1	
2 LENNE Y	8 PRANDI E	10 MEM D	16 BOLZINGER C	23 FABREGAS L	31 NAHI D	39 BRIET T	1:19	0	0	
2 LENNE Y	10 MEM D	16 BOLZINGER C	23 FABREGAS L	25 DESCAT H	34 KONAN K	39 BRIET T	1:18	0	3	
4 MINNE A	9 RICHARDSON M	11 TOURNAT N	16 BOLZINGER C	25 DESCAT H	29 KOUNKOUD B	39 BRIET T	1:04	0	1	
8 PRANDI E	9 RICHARDSON M	11 TOURNAT N	16 BOLZINGER C	29 KOUNKOUD B	31 NAHI D	39 BRIET T	0:49	1	0	
2 LENNE Y	4 MINNE A	10 MEM D	11 TOURNAT N	16 BOLZINGER C	31 NAHI D	39 BRIET T	0:45	0	0	
2 LENNE Y	4 MINNE A	10 MEM D	23 FABREGAS L	25 DESCAT H	34 KONAN K	39 BRIET T	0:32	1	0	
2 LENNE Y	8 PRANDI E	10 MEM D	11 TOURNAT N	16 BOLZINGER C	31 NAHI D	39 BRIET T	0:24	0	0	
8 PRANDI E	9 RICHARDSON M	16 BOLZINGER C	23 FABREGAS L	25 DESCAT H	29 KOUNKOUD B	39 BRIET T	0:18	1	0	
2 LENNE Y	4 MINNE A	8 PRANDI E	10 MEM D	11 TOURNAT N	16 BOLZINGER C	25 DESCAT H	0:15	1	0	
4 MINNE A	8 PRANDI E	10 MEM D	23 FABREGAS L	25 DESCAT H	34 KONAN K	39 BRIET T	0:12	0	0	
2 LENNE Y	4 MINNE A	10 MEM D	16 BOLZINGER C	23 FABREGAS L	25 DESCAT H	34 KONAN K	0:11	0	0	
4 MINNE A	23 FABREGAS L	25 DESCAT H	29 KOUNKOUD B	31 NAHI D	39 BRIET T	92 DESBONNET R	0:07	1	0	
2 LENNE Y	4 MINNE A	6 BOS J	8 PRANDI E	10 MEM D	16 BOLZINGER C	23 FABREGAS L	0:06	0	0	
2 LENNE Y	8 PRANDI E	11 TOURNAT N	16 BOLZINGER C	29 KOUNKOUD B	31 NAHI D	39 BRIET T	0:06	0	0	
8 PRANDI E	10 MEM D	16 BOLZINGER C	23 FABREGAS L	25 DESCAT H	34 KONAN K	39 BRIET T	0:05	0	0	
2 LENNE Y	4 MINNE A	8 PRANDI E	16 BOLZINGER C	23 FABREGAS L	25 DESCAT H	34 KONAN K	0:04	0	0	
2 LENNE Y	4 MINNE A	10 MEM D	23 FABREGAS L	31 NAHI D	34 KONAN K	39 BRIET T	0:02	0	0	

Score development								Time Played	G Diff.
2 LENNE Y	4 MINNE A	8 PRANDI E	10 MEM D	16 BOLZINGER C	23 FABREGAS L	25 DESCAT H	5:21	+6	
2 LENNE Y	4 MINNE A	10 MEM D	16 BOLZINGER C	23 FABREGAS L	25 DESCAT H	39 BRIET T	6:00	+5	
4 MINNE A	9 RICHARDSON M	11 TOURNAT N	29 KOUNKOUD B	31 NAHI D	39 BRIET T	92 DESBONNET R	3:09	+3	
4 MINNE A	9 RICHARDSON M	11 TOURNAT N	16 BOLZINGER C	29 KOUNKOUD B	31 NAHI D	39 BRIET T	1:47	+2	
4 MINNE A	23 FABREGAS L	25 DESCAT H	29 KOUNKOUD B	31 NAHI D	39 BRIET T	92 DESBONNET R	0:07	+1	
2 LENNE Y	4 MINNE A	8 PRANDI E	10 MEM D	11 TOURNAT N	16 BOLZINGER C	25 DESCAT H	0:15	+1	
8 PRANDI E	9 RICHARDSON M	16 BOLZINGER C	23 FABREGAS L	25 DESCAT H	29 KOUNKOUD B	39 BRIET T	0:18	+1	
2 LENNE Y	4 MINNE A	10 MEM D	23 FABREGAS L	25 DESCAT H	34 KONAN K	39 BRIET T	0:32	+1	
8 PRANDI E	9 RICHARDSON M	11 TOURNAT N	16 BOLZINGER C	29 KOUNKOUD B	31 NAHI D	39 BRIET T	0:49	+1	
2 LENNE Y	4 MINNE A	10 MEM D	23 FABREGAS L	31 NAHI D	34 KONAN K	39 BRIET T	0:02	0	
2 LENNE Y	4 MINNE A	8 PRANDI E	16 BOLZINGER C	23 FABREGAS L	25 DESCAT H	34 KONAN K	0:04	0	
8 PRANDI E	10 MEM D	16 BOLZINGER C	23 FABREGAS L	25 DESCAT H	34 KONAN K	39 BRIET T	0:05	0	
2 LENNE Y	4 MINNE A	6 BOS J	8 PRANDI E	10 MEM D	16 BOLZINGER C	23 FABREGAS L	0:06	0	
2 LENNE Y	8 PRANDI E	11 TOURNAT N	16 BOLZINGER C	29 KOUNKOUD B	31 NAHI D	39 BRIET T	0:06	0	
2 LENNE Y	4 MINNE A	10 MEM D	16 BOLZINGER C	23 FABREGAS L	25 DESCAT H	34 KONAN K	0:11	0	
4 MINNE A	8 PRANDI E	10 MEM D	23 FABREGAS L	25 DESCAT H	34 KONAN K	39 BRIET T	0:12	0	
2 LENNE Y	8 PRANDI E	10 MEM D	11 TOURNAT N	16 BOLZINGER C	31 NAHI D	39 BRIET T	0:24	0	
2 LENNE Y	4 MINNE A	10 MEM D	11 TOURNAT N	16 BOLZINGER C	31 NAHI D	39 BRIET T	0:45	0	
2 LENNE Y	8 PRANDI E	10 MEM D	16 BOLZINGER C	23 FABREGAS L	31 NAHI D	39 BRIET T	1:19	0	
4 MINNE A	10 MEM D	11 TOURNAT N	29 KOUNKOUD B	31 NAHI D	39 BRIET T	92 DESBONNET R	1:43	0	

OFFICIAL PARTNERS



EHF PARTNERS



NATIONAL SUPPLIERS



Line-Up Analysis

Herning

Attendance: 13.260

Match No: 37

FRA 29 - 32 DEN

FRA - France

Score development								Time Played	G Diff.
2 LENNE Y	4 MINNE A	10 MEM D	16 BOLZINGER C	23 FABREGAS L	31 NAHI D	39 BRIET T		3:57	0
4 MINNE A	9 RICHARDSON M	11 TOURNAT N	16 BOLZINGER C	25 DESCAT H	29 KOUNKOUD B	39 BRIET T		1:04	-1
2 LENNE Y	4 MINNE A	8 PRANDI E	10 MEM D	23 FABREGAS L	25 DESCAT H	34 KONAN K		2:11	-1
4 MINNE A	9 RICHARDSON M	16 BOLZINGER C	23 FABREGAS L	29 KOUNKOUD B	31 NAHI D	39 BRIET T		3:03	-1
8 PRANDI E	9 RICHARDSON M	16 BOLZINGER C	23 FABREGAS L	29 KOUNKOUD B	31 NAHI D	39 BRIET T		4:10	-2
2 LENNE Y	10 MEM D	16 BOLZINGER C	23 FABREGAS L	25 DESCAT H	34 KONAN K	39 BRIET T		1:18	-3
2 LENNE Y	8 PRANDI E	10 MEM D	16 BOLZINGER C	23 FABREGAS L	25 DESCAT H	34 KONAN K		2:27	-3
4 MINNE A	10 MEM D	23 FABREGAS L	29 KOUNKOUD B	31 NAHI D	39 BRIET T	92 DESBONNET R		3:26	-3
4 MINNE A	9 RICHARDSON M	23 FABREGAS L	29 KOUNKOUD B	31 NAHI D	39 BRIET T	92 DESBONNET R		5:35	-3
2 LENNE Y	4 MINNE A	8 PRANDI E	10 MEM D	16 BOLZINGER C	23 FABREGAS L	34 KONAN K		6:46	-3
4 MINNE A	10 MEM D	16 BOLZINGER C	23 FABREGAS L	25 DESCAT H	34 KONAN K	39 BRIET T		2:48	-4

Empty Goal								Time Played	GF	GA
2 LENNE Y	4 MINNE A	8 PRANDI E	10 MEM D	23 FABREGAS L	25 DESCAT H	34 KONAN K		2:11	0	1
2 LENNE Y	4 MINNE A	10 MEM D	23 FABREGAS L	25 DESCAT H	34 KONAN K	39 BRIET T		0:32	1	0
4 MINNE A	8 PRANDI E	10 MEM D	23 FABREGAS L	25 DESCAT H	34 KONAN K	39 BRIET T		0:12	0	0
2 LENNE Y	4 MINNE A	10 MEM D	23 FABREGAS L	31 NAHI D	34 KONAN K	39 BRIET T		0:02	0	0

OFFICIAL PARTNERS



EHF PARTNERS



NATIONAL SUPPLIERS



Main Round Group I

Line-Up Analysis

Herning

Attendance: 13.260

Match No: 37

FRA 29 - 32 DEN

DEN - Denmark

Lineup efficiency								Time Played	GF	GA						
3	KIRKELOKKE N	7	JAKOBSEN E	12	NIELSEN E	15	SAUGSTRUP M	19	GIDSEL M	28	ANDERSSON L	34	HALD S	10:39	5	7
4	LANDIN M	12	NIELSEN E	15	SAUGSTRUP M	19	GIDSEL M	28	ANDERSSON L	34	HALD S	43	PYTLICK S	7:09	2	4
4	LANDIN M	11	LAUGE R	12	NIELSEN E	15	SAUGSTRUP M	19	GIDSEL M	26	HANSEN J	43	PYTLICK S	6:59	2	0
4	LANDIN M	11	LAUGE R	12	NIELSEN E	15	SAUGSTRUP M	19	GIDSEL M	34	HALD S	43	PYTLICK S	6:09	0	5
3	KIRKELOKKE N	7	JAKOBSEN E	12	NIELSEN E	15	SAUGSTRUP M	19	GIDSEL M	28	ANDERSSON L	43	PYTLICK S	5:07	7	0
3	KIRKELOKKE N	7	JAKOBSEN E	12	NIELSEN E	19	GIDSEL M	28	ANDERSSON L	34	HALD S	43	PYTLICK S	4:56	5	1
4	LANDIN M	12	NIELSEN E	19	GIDSEL M	26	HANSEN J	28	ANDERSSON L	34	HALD S	43	PYTLICK S	3:42	2	0
3	KIRKELOKKE N	7	JAKOBSEN E	11	LAUGE R	12	NIELSEN E	15	SAUGSTRUP M	19	GIDSEL M	34	HALD S	2:23	0	3
3	KIRKELOKKE N	12	NIELSEN E	15	SAUGSTRUP M	19	GIDSEL M	28	ANDERSSON L	34	HALD S	43	PYTLICK S	2:21	1	3
3	KIRKELOKKE N	7	JAKOBSEN E	11	LAUGE R	12	NIELSEN E	15	SAUGSTRUP M	19	GIDSEL M	28	ANDERSSON L	1:28	1	1
4	LANDIN M	11	LAUGE R	15	SAUGSTRUP M	19	GIDSEL M	26	HANSEN J	34	HALD S	43	PYTLICK S	1:17	0	0
4	LANDIN M	12	NIELSEN E	15	SAUGSTRUP M	19	GIDSEL M	26	HANSEN J	34	HALD S	43	PYTLICK S	0:53	1	0
3	KIRKELOKKE N	7	JAKOBSEN E	19	GIDSEL M	28	ANDERSSON L	34	HALD S	38	HOXER M	43	PYTLICK S	0:51	1	0
4	LANDIN M	12	NIELSEN E	15	SAUGSTRUP M	26	HANSEN J	28	ANDERSSON L	34	HALD S	43	PYTLICK S	0:42	0	1
4	LANDIN M	12	NIELSEN E	15	SAUGSTRUP M	19	GIDSEL M	26	HANSEN J	28	ANDERSSON L	43	PYTLICK S	0:41	1	0
4	LANDIN M	12	NIELSEN E	15	SAUGSTRUP M	19	GIDSEL M	34	HALD S	38	HOXER M	43	PYTLICK S	0:39	0	1
3	KIRKELOKKE N	7	JAKOBSEN E	12	NIELSEN E	19	GIDSEL M	28	ANDERSSON L	34	HALD S	38	HOXER M	0:25	0	1
4	LANDIN M	12	NIELSEN E	15	SAUGSTRUP M	19	GIDSEL M	26	HANSEN J	38	HOXER M	43	PYTLICK S	0:24	0	0
4	LANDIN M	11	LAUGE R	12	NIELSEN E	19	GIDSEL M	26	HANSEN J	34	HALD S	43	PYTLICK S	0:23	1	0
3	KIRKELOKKE N	7	JAKOBSEN E	11	LAUGE R	12	NIELSEN E	19	GIDSEL M	34	HALD S	43	PYTLICK S	0:21	0	0
3	KIRKELOKKE N	11	LAUGE R	12	NIELSEN E	15	SAUGSTRUP M	19	GIDSEL M	28	ANDERSSON L	43	PYTLICK S	0:21	0	0
4	LANDIN M	15	SAUGSTRUP M	19	GIDSEL M	26	HANSEN J	34	HALD S	38	HOXER M	43	PYTLICK S	0:19	1	0
4	LANDIN M	7	JAKOBSEN E	12	NIELSEN E	15	SAUGSTRUP M	28	ANDERSSON L	34	HALD S	43	PYTLICK S	0:17	1	0
3	KIRKELOKKE N	7	JAKOBSEN E	12	NIELSEN E	15	SAUGSTRUP M	19	GIDSEL M	34	HALD S	43	PYTLICK S	0:17	0	0
3	KIRKELOKKE N	7	JAKOBSEN E	11	LAUGE R	15	SAUGSTRUP M	19	GIDSEL M	28	ANDERSSON L	43	PYTLICK S	0:15	0	0
3	KIRKELOKKE N	7	JAKOBSEN E	12	NIELSEN E	15	SAUGSTRUP M	28	ANDERSSON L	34	HALD S	43	PYTLICK S	0:14	0	1
4	LANDIN M	15	SAUGSTRUP M	19	GIDSEL M	20	MOLLER K	28	ANDERSSON L	34	HALD S	43	PYTLICK S	0:13	0	1
7	JAKOBSEN E	12	NIELSEN E	19	GIDSEL M	28	ANDERSSON L	34	HALD S	38	HOXER M	43	PYTLICK S	0:10	0	0
4	LANDIN M	11	LAUGE R	12	NIELSEN E	15	SAUGSTRUP M	26	HANSEN J	28	ANDERSSON L	43	PYTLICK S	0:07	0	0
4	LANDIN M	7	JAKOBSEN E	12	NIELSEN E	19	GIDSEL M	28	ANDERSSON L	34	HALD S	43	PYTLICK S	0:06	0	0
3	KIRKELOKKE N	4	LANDIN M	7	JAKOBSEN E	12	NIELSEN E	15	SAUGSTRUP M	19	GIDSEL M	43	PYTLICK S	0:06	0	0
3	KIRKELOKKE N	7	JAKOBSEN E	15	SAUGSTRUP M	19	GIDSEL M	28	ANDERSSON L	34	HALD S	43	PYTLICK S	0:06	1	0

Score development								Time Played	G Diff.						
3	KIRKELOKKE N	7	JAKOBSEN E	12	NIELSEN E	15	SAUGSTRUP M	19	GIDSEL M	28	ANDERSSON L	43	PYTLICK S	5:07	+7
3	KIRKELOKKE N	7	JAKOBSEN E	12	NIELSEN E	19	GIDSEL M	28	ANDERSSON L	34	HALD S	43	PYTLICK S	4:56	+4
4	LANDIN M	12	NIELSEN E	19	GIDSEL M	26	HANSEN J	28	ANDERSSON L	34	HALD S	43	PYTLICK S	3:42	+2
4	LANDIN M	11	LAUGE R	12	NIELSEN E	15	SAUGSTRUP M	19	GIDSEL M	26	HANSEN J	43	PYTLICK S	6:59	+2
3	KIRKELOKKE N	7	JAKOBSEN E	15	SAUGSTRUP M	19	GIDSEL M	28	ANDERSSON L	34	HALD S	43	PYTLICK S	0:06	+1
4	LANDIN M	7	JAKOBSEN E	12	NIELSEN E	15	SAUGSTRUP M	28	ANDERSSON L	34	HALD S	43	PYTLICK S	0:17	+1
4	LANDIN M	15	SAUGSTRUP M	19	GIDSEL M	26	HANSEN J	34	HALD S	38	HOXER M	43	PYTLICK S	0:19	+1
4	LANDIN M	11	LAUGE R	12	NIELSEN E	19	GIDSEL M	26	HANSEN J	34	HALD S	43	PYTLICK S	0:23	+1
4	LANDIN M	12	NIELSEN E	15	SAUGSTRUP M	19	GIDSEL M	26	HANSEN J	28	ANDERSSON L	43	PYTLICK S	0:41	+1
3	KIRKELOKKE N	7	JAKOBSEN E	19	GIDSEL M	28	ANDERSSON L	34	HALD S	38	HOXER M	43	PYTLICK S	0:51	+1
4	LANDIN M	12	NIELSEN E	15	SAUGSTRUP M	19	GIDSEL M	26	HANSEN J	34	HALD S	43	PYTLICK S	0:53	+1
4	LANDIN M	7	JAKOBSEN E	12	NIELSEN E	19	GIDSEL M	28	ANDERSSON L	34	HALD S	43	PYTLICK S	0:06	0
3	KIRKELOKKE N	4	LANDIN M	7	JAKOBSEN E	12	NIELSEN E	15	SAUGSTRUP M	19	GIDSEL M	43	PYTLICK S	0:06	0
4	LANDIN M	11	LAUGE R	12	NIELSEN E	15	SAUGSTRUP M	26	HANSEN J	28	ANDERSSON L	43	PYTLICK S	0:07	0
7	JAKOBSEN E	12	NIELSEN E	19	GIDSEL M	28	ANDERSSON L	34	HALD S	38	HOXER M	43	PYTLICK S	0:10	0
3	KIRKELOKKE N	7	JAKOBSEN E	11	LAUGE R	15	SAUGSTRUP M	19	GIDSEL M	28	ANDERSSON L	43	PYTLICK S	0:15	0
3	KIRKELOKKE N	7	JAKOBSEN E	12	NIELSEN E	15	SAUGSTRUP M	19	GIDSEL M	34	HALD S	43	PYTLICK S	0:17	0
3	KIRKELOKKE N	7	JAKOBSEN E	11	LAUGE R	12	NIELSEN E	19	GIDSEL M	34	HALD S	43	PYTLICK S	0:21	0
3	KIRKELOKKE N	11	LAUGE R	12	NIELSEN E	15	SAUGSTRUP M	19	GIDSEL M	28	ANDERSSON L	43	PYTLICK S	0:21	0

OFFICIAL PARTNERS



EHF PARTNERS



NATIONAL SUPPLIERS



Line-Up Analysis

Herning

Attendance: 13.260

Match No: 37

FRA 29 - 32 DEN

DEN - Denmark

Score development								Time Played	G Diff.
4 LANDIN M	12 NIELSEN E	15 SAUGSTRUP M	19 GIDSEL M	26 HANSEN J	38 HOXER M	43 PYTLICK S		0:24	0
4 LANDIN M	11 LAUGE R	15 SAUGSTRUP M	19 GIDSEL M	26 HANSEN J	34 HALD S	43 PYTLICK S		1:17	0
3 KIRKELOKKE N	7 JAKOBSEN E	11 LAUGE R	12 NIELSEN E	15 SAUGSTRUP M	19 GIDSEL M	28 ANDERSSON L		1:28	0
4 LANDIN M	15 SAUGSTRUP M	19 GIDSEL M	20 MOLLER K	28 ANDERSSON L	34 HALD S	43 PYTLICK S		0:13	-1
3 KIRKELOKKE N	7 JAKOBSEN E	12 NIELSEN E	15 SAUGSTRUP M	28 ANDERSSON L	34 HALD S	43 PYTLICK S		0:14	-1
3 KIRKELOKKE N	7 JAKOBSEN E	12 NIELSEN E	19 GIDSEL M	28 ANDERSSON L	34 HALD S	38 HOXER M		0:25	-1
4 LANDIN M	12 NIELSEN E	15 SAUGSTRUP M	19 GIDSEL M	34 HALD S	38 HOXER M	43 PYTLICK S		0:39	-1
4 LANDIN M	12 NIELSEN E	15 SAUGSTRUP M	26 HANSEN J	28 ANDERSSON L	34 HALD S	43 PYTLICK S		0:42	-1
3 KIRKELOKKE N	12 NIELSEN E	15 SAUGSTRUP M	19 GIDSEL M	28 ANDERSSON L	34 HALD S	43 PYTLICK S		2:21	-2
4 LANDIN M	12 NIELSEN E	15 SAUGSTRUP M	19 GIDSEL M	28 ANDERSSON L	34 HALD S	43 PYTLICK S		7:09	-2
3 KIRKELOKKE N	7 JAKOBSEN E	12 NIELSEN E	15 SAUGSTRUP M	19 GIDSEL M	28 ANDERSSON L	34 HALD S		10:39	-2
3 KIRKELOKKE N	7 JAKOBSEN E	11 LAUGE R	12 NIELSEN E	15 SAUGSTRUP M	19 GIDSEL M	34 HALD S		2:23	-3
4 LANDIN M	11 LAUGE R	12 NIELSEN E	15 SAUGSTRUP M	19 GIDSEL M	34 HALD S	43 PYTLICK S		6:09	-5

Empty Goal								Time Played	GF	GA
4 LANDIN M	11 LAUGE R	15 SAUGSTRUP M	19 GIDSEL M	26 HANSEN J	34 HALD S	43 PYTLICK S		1:17	0	0
3 KIRKELOKKE N	7 JAKOBSEN E	19 GIDSEL M	28 ANDERSSON L	34 HALD S	38 HOXER M	43 PYTLICK S		0:51	1	0
4 LANDIN M	15 SAUGSTRUP M	19 GIDSEL M	26 HANSEN J	34 HALD S	38 HOXER M	43 PYTLICK S		0:19	1	0
3 KIRKELOKKE N	7 JAKOBSEN E	11 LAUGE R	15 SAUGSTRUP M	19 GIDSEL M	28 ANDERSSON L	43 PYTLICK S		0:15	0	0
3 KIRKELOKKE N	7 JAKOBSEN E	15 SAUGSTRUP M	19 GIDSEL M	28 ANDERSSON L	34 HALD S	43 PYTLICK S		0:06	1	0

Legend:
G Diff. Goals Difference

OFFICIAL PARTNERS



EHF PARTNERS



NATIONAL SUPPLIERS

