

Start List

Match No: 55

SLO - NED

Referees: SCHULZE Robert (GER) / TÖNNIES Tobias (GER)
Reserve Referees: PAVICEVIC Ivan (MNE) / RAZNATOVIC Milos (MNE)

EHF Supervisor: NAGEL Beat (SUI)
EHF Observer: REIBEL Denis (FRA)
Timekeeper: LOHMANN Björn (GER)
Scorekeeper: WEBER Mirko (GER)

SLO - Slovenia

No.	Name	Pos.	Height m	Int. Matches		Competition Statistics							
				MP	G	MP	G	7mG	YC	2Min	RC	S	7mS
26	FERLIN Klemen	GK	1.92	66	2	5	1					39	4
90	LESJAK Urban	GK	1.88	79	0	5						16	1
6	MARGUC Gasper	RW	1.80	131	451	5	12	4		2			
11	DOLENEC Jure	RB	1.91	188	676	5	14		1	1			
17	CEHTE Nejc	RB	1.96	64	109	5	10		1	1			
19	JOVICIC SLATINSEK Stas	LW	1.88	17	45	5	5			5			
20	KODRIN Tilen	LW	1.92	79	136	4	8			1			
23	ZARABEC Miha	CB	1.78	98	209	5	12						
27	HORZEN Kristijan	P	1.92	37	45	5	9						
44	BOMBAC Dean	CB	1.90	121	248	5	9	3					
51	MACKOVSEK Borut	LB	2.03	138	357	5	20	1	1	1			
58	SISKO Peter	LB	1.92	3	2	1							
77	NOVAK Domen	RW	1.81	29	67	5	4						
88	VLAH Aleks	CB	1.91	37	120	5	30	4					
92	DROBEZ Jernej	P	1.95	13	7	5							
95	SUHOLEZNIK Matic	P	2.02	56	45	5				5			
(NN)	BLAGOTINSEK Blaz	P	2.03	128	230	4	8		1	4			
(NN)	MAZEJ Tadej	LW	1.90	27	20	1	2			1			
(NN)	VUJOVIC Milijan	GK	1.98	9	0								
Headcoach	ZORMAN Uros			Bench/Team				4	1				

SLO Played		
PR	FAR	32-29
PR	POL	32-25
PR	NOR	28-27
MR	SWE	22-28
MR	POR	30-33
MR	NED	21 JAN
MR	DEN	23 JAN

NED - Netherlands

No.	Name	Pos.	Height m	Int. Matches		Competition Statistics							
				MP	G	MP	G	7mG	YC	2Min	RC	S	7mS
1	RAVENSBERGEN Bart	GK	1.90	103	16	5	2					45	1
30	VERSTEIJNEN Arjan	GK	1.93	25	1	5						5	
3	STAVAST Ivar	CB	1.91	42	52	5	4						
5	TEN VELDE Rutger	LW	1.78	64	174	5	36	17					
7	SCHOENAKER Robin	LB	1.98	54	8	5			3	7			
11	SLUIJTERS Iso	RB	1.92	113	195	5	4			1			
14	SCHAGEN Bobby	RW	1.90	134	405	5	12						
15	KOOIJ Lars	P	1.99	17	25	5	14			4			
17	GEENEN Kaj	LW	1.84	13	6	5	5			1			
20	VERSTEIJNEN Niels Gerardus	RB	2.00	42	66	5	20			1			
21	KLEIJKERS Martijn	P	1.88	2	1	2	1						
22	STEINS Luc	CB	1.73	108	303	5	13			1			
23	SMITS Jorn	LB	1.93	68	94	1							
27	SMIT Alec	RW	1.82	54	65	5	5						
28	CLAESSENS Tim	P	1.97	14	4	5	3			4			
77	BAIJENS Dani	CB	1.82	78	211	5	24						
(NN)	BENGHANEM Samir	P	1.94	68	126	3	9			1			
(NN)	BLAAUW Niko	LB	1.90	11	2								
(NN)	HOUTEPEN Thomas	CB	1.83	11	10	4	5						
(NN)	van ZUNDERT Janik	RB	1.91	3	0								
Headcoach	OLSSON Staffan (SWE)			Bench/Team									

NED Played		
PR	GEO	34-29
PR	BIH	36-20
PR	SWE	28-29
MR	DEN	27-39
MR	NOR	32-35
MR	SLO	21 JAN
MR	POR	23 JAN

Notes:
Players below the bold line are not playing in this match.

Legend:			
(NN)	Not nominated	2Min	2-Minute Suspensions
CB	Centre Back	G	Goals
LW	Left Wing	MP	Matches Played
Pos	Position	PR	Preliminary Round
RC	Red Cards (Direct and after 3rd 2-Minute Suspension)	7mG	7-metre Goals
YC	Yellow Cards	GK	Goalkeeper
		MR	Main Round
		RB	Right Back
		RW	Right Wing
		7mS	7-metre Saves
		LB	Left Back
		P	Line Player
		S	Saves

SUN 21 JAN 2024
Start Time: 15:30

Main Round Group II

Hamburg

Attendance: 13.376

Results

Match No: 55

SLO 37 - 34 NED

(19 - 13) (18 - 21)

Referees: SCHULZE Robert (GER) / TÖNNIES Tobias (GER)

Slovenia

Coach: ZORMAN Uros

Time outs: 3

No.	Name	Total			Goals / Shots							Punishments			TP	
		Goals	Shots	%	7m	6m	Wing	BT	FB	FTO	9m	EG	YC	RC		2M
6	MARGUC Gasper	6	7	86	1/2	2/2	1/1		2/2							59:44
11	DOLENEC Jure	1	2	50							1/2					45:14
17	CEHTE Nejc	6	7	86		2/2		1/1	1/1		2/3					44:02
19	JOVICIC SLATINSEK Stas	3	3	100			2/2		1/1					1		27:36
20	KODRIN Tilen	3	4	75		0/1	2/2		1/1							17:20
23	ZARABEC Miha	4	5	80		2/2		1/1			1/2					30:44
26	FERLIN Klemen															55:13
27	HORZEN Kristijan	6	10	60		6/10								1		25:17
44	BOMBAC Dean	0	1	0							0/1					17:24
51	MACKOVSEK Borut	3	5	60		1/1					2/4					41:04
58	SISKO Peter															0:00
77	NOVAK Domen															0:00
88	VLAH Aleks	5	11	45		1/3		1/3			3/5					33:24
90	LESJAK Urban															0:00
92	DROBEZ Jernej															24:49
95	SUHOLEZNIK Matic													1		11:20
Totals		37	55	67	1/2	14/21	5/5	3/5	5/5		9/17				3	60:00

No.	Name	Total			Saves / Shots						
		Saves	Shots	%	7m	6m	Wing	BT	FB	FTO	9m
26	FERLIN Klemen	12	44	27	2/5	3/16	3/7	0/2	0/2		4/10
90	LESJAK Urban										
EG			2								
Totals		12	46	26	2/5	3/16	3/7	0/2	0/2		4/10

Netherlands

Coach: OLSSON Staffan

YC/RC Coach: 1/0

Time outs: 2

No.	Name	Total			Goals / Shots							Punishments			TP	
		Goals	Shots	%	7m	6m	Wing	BT	FB	FTO	9m	EG	YC	RC		2M
1	RAVENSBERGEN Bart															48:10
3	STAVAST Ivar	1	3	33		1/2					0/1					23:10
5	TEN VELDE Rutger	2	7	29	1/2	0/1	1/4									19:31
7	SCHOENAKER Robin															39:52
11	SLUIJTERS Iso													1		23:37
14	SCHAGEN Bobby	1	3	33	0/1	0/1	1/1									38:54
15	KOOIJ Lars	3	5	60		3/4						0/1				37:56
17	GEENEN Kaj	4	4	100			2/2		1/1			1/1				25:02
20	VERSTEIJNEN Niels Gerardus	15	17	88	2/2	6/6		1/1			6/8					52:20
21	KLEIJKERS Martijn															0:00
22	STEINS Luc	6	7	86		3/4						3/3				58:27
23	SMITS Jorn															0:00
27	SMIT Alec															0:00
28	CLAESSENS Tim	0	1	0		0/1										3:16
30	VERSTEIJNEN Arjan															10:02
77	BAIJENS Dani	2	4	50		0/1		1/1	1/1		0/1				1	39:43
Team Officials													1			
Totals		34	51	67	3/5	13/20	4/7	2/2	2/2		6/10	4/5	1		2	60:00

No.	Name	Total			Saves / Shots						
		Saves	Shots	%	7m	6m	Wing	BT	FB	FTO	9m
1	RAVENSBERGEN Bart	8	37	22	1/2	4/16	0/5	0/3	0/2		3/9
30	VERSTEIJNEN Arjan	2	9	22		1/3			0/2		1/4
EG			1								
Totals		10	47	21	1/2	5/19	0/5	0/3	0/5		4/13

Attacks

Team	All		Player Majority		Player Minority		Position Attacks		FB		Ind. FB		Team FB		TO	TO %
	G/Att.	%	G/Att.	%	G/Att.	%	G/Att.	%	G/Att.	%	G/Att.	%	G/Att.	%		
SLO	37/63	59	3/4	75	1/5	20	32/58	55	5/5	100			5/5	100	10	16
NED	34/63	54	3/6	50	1/2	50	28/56	50	2/3	67			2/3	67	16	25

RUNNING SCORE

SLO - NED

1st Half

KODRIN T	1 (2) 0
	1 (2) 1 KOOIJ L
	1 (3) 2 VERSTEIJNEN N
HORZEN K	2 (4) 2
	2 (6) 3 KOOIJ L
MACKOVSEK B	3 (7) 3
	3 (10) 4 VERSTEIJNEN N
	3 (10) 5 BAIJENS D
MACKOVSEK B	4 (11) 5
HORZEN K	5 (12) 5
	5 (12) 6 VERSTEIJNEN N
MARGUC G	6 (14) 6
ZARABEC M	7 (16) 6
HORZEN K	8 (18) 6
	8 (18) 7 VERSTEIJNEN N
MARGUC G	9 (18) 7
CEHTE N	10 (20) 7
MARGUC G	11 (20) 7
CEHTE N	12 (20) 7
	12 (22) 8 STEINS L
	12 (22) 9 SCHAGEN B
CEHTE N	13 (23) 9
	13 (23) 10 TEN VELDE R
VLAH A	14 (24) 10
VLAH A	15 (25) 10
JOVICIC SLATINSEK	16 (26) 10
CEHTE N	17 (28) 10
	17 (28) 11 STAVAST I
ZARABEC M	18 (29) 11
	18 (29) 12 VERSTEIJNEN N
MARGUC G	19 (30) 12
	19 (30) 13 VERSTEIJNEN N

2nd Half

	19 (31) 14 STEINS L
HORZEN K	20 (32) 14
	20 (32) 15 STEINS L
VLAH A	21 (33) 15
KODRIN T	22 (33) 15
	22 (35) 16 TEN VELDE R
VLAH A	23 (36) 16
DOLENEC J	24 (36) 16
	24 (37) 17 BAIJENS D
	24 (39) 18 STEINS L
	24 (40) 19 VERSTEIJNEN N
KODRIN T	25 (40) 19
	25 (41) 20 VERSTEIJNEN N
	25 (42) 21 VERSTEIJNEN N
	25 (44) 22 KOOIJ L
CEHTE N	26 (45) 22
	26 (45) 23 GEENEN K
HORZEN K	27 (47) 23
	27 (47) 24 VERSTEIJNEN N
MARGUC G	28 (48) 24
	28 (49) 25 STEINS L
	28 (51) 26 GEENEN K
ZARABEC M	29 (52) 26
	29 (53) 27 VERSTEIJNEN N
CEHTE N	30 (53) 27
VLAH A	31 (54) 27
	31 (55) 28 GEENEN K
ZARABEC M	32 (56) 28
	32 (57) 29 VERSTEIJNEN N
MARGUC G	33 (57) 29
	33 (57) 30 VERSTEIJNEN N
HORZEN K	34 (58) 30
	34 (58) 31 VERSTEIJNEN N
	34 (59) 32 GEENEN K
MACKOVSEK B	35 (59) 32
	35 (59) 33 STEINS L
JOVICIC SLATINSEK	36 (60) 33
	36 (60) 34 VERSTEIJNEN N
JOVICIC SLATINSEK	37 (60) 34



MEN'S EUROPEAN HANDBALL CHAMPIONSHIP
EHF EURO 2024

Main Round Group II



MEN'S EHF EURO 2024

GERMANY
10-28 JANUARY

SUN 21 JAN 2024
Start Time: 15:30

Results
Match No: 55

Hamburg
Attendance: 13.376

Legend:

%	Efficiency	2M	2-Minute Suspensions	6m	6-metre Shots	7m	7-metre Penalty Shots
9m	9-metre Shots	BT	Breakthroughs	EG	Empty Goal	FB	Fast Breaks
FTO	Fast Throw off	G/Att.	Goals/Attacks	Ind.	Individual	No.	Uniform Number
RC	Red Cards (Direct and after 3rd 2-Minute Suspension)	TO	Turnover	TP	Time Played		
Wing	Wing Shots	YC	Yellow Cards				

Match Team Statistics

Hamburg

Match No: 55

SLO 37 - 34 NED

(19 - 13) (18 - 21)

Referees: SCHULZE Robert (GER) / TÖNNIES Tobias (GER)

SLO - Slovenia

Coach: ZORMAN Uros

Time outs: 3

No.	Name	Total			All Goals / Shots								Punishments				Offence			Defence			TP		
		Goals	Shots	%	7m	7m%	6m	Wing	BT	FB	FTO	9m	EG	YC	RC	2M	2+2	AS	R7	TO/TF	ST	BS		P7	
6	MARGUC Gasper	6	7	86	1/2	50	2/2	1/1		2/2															59:44
11	DOLENEC Jure	1	2	50							1/2									/ 1					45:14
17	CEHTE Nejc	6	7	86			2/2		1/1	1/1	2/3							1	1				1		44:02
19	JOVICIC SLATINSEK Stas	3	3	100				2/2		1/1					1		2						1		27:36
20	KODRIN Tilen	3	4	75			0/1	2/2		1/1															17:20
23	ZARABEC Miha	4	5	80			2/2		1/1		1/2							2		4 / 1					30:44
26	FERLIN Klemen																	1							55:13
27	HORZEN Kristijan	6	10	60			6/10								1		1	1	/ 1						25:17
44	BOMBAC Dean	0	1	0							0/1							2							17:24
51	MACKOVSEK Borut	3	5	60			1/1				2/4							3	1			1	1		41:04
58	SISKO Peter																								0:00
77	NOVAK Domen																								0:00
88	VLAH Aleks	5	11	45			1/3		1/3		3/5								3		1	1			33:24
90	LESJAK Urban																								0:00
92	DROBEZ Jernej																							2	24:49
95	SUHOLEZNIK Matic														1					1					11:20
Totals		37	55	67	1/2	50	14/21	5/5	3/5	5/5		9/17				3		15	2	7 / 3	2		5		

No.	Name	Total			All Saves / Shots										
		Saves	Shots	%	7m	7m%	6m	Wing	BT	FB	FTO	9m	9m%	NS	NS%
26	FERLIN Klemen	12	44	27	2/5	40	3/16	3/7	0/2	0/2		4/10	40	6/25	24
90	LESJAK Urban														
EG			2												
Totals		12	46	26	2/5	40	3/16	3/7	0/2	0/2		4/10	40	6/25	24

Attacks

Team	All		Player Majority		Player Minority		Position Attacks		FB		Ind. FB		Team FB		TO	TO %
	G/Att.	%	G/Att.	%	G/Att.	%	G/Att.	%	G/Att.	%	G/Att.	%	G/Att.	%		
SLO	37/63	59	3/4	75	1/5	20	32/58	55	5/5	100			5/5	100	10	16

Team Shots

	Goals	Saves	Missed	Post	Blocked	Total	%	Prop %
6m Shots	14	5	1	1		21	67	38
Wing Shots	5					5	100	9
L R	4 1					4 1	100 100	7 2
9m Shots	9	4		2	2	17	53	31
L C R	9	3 1		1 1	1 1	2 13 2	0 69 0	4 24 4
7m Penalty Throws	1	1				2	50	4
Fast Breaks	5					5	100	9
Breakthroughs	3			2		5	60	9
Totals	37	10	1	5	2	55	67	100

Legend:									
%	Efficiency	2M	2-Minute Suspensions	2+2	2+2 Minute Suspensions	6m	6-metre Shots	7m	7-metre Penalty Shots
9m	9-metre Shots	AS	Assists	BS	Blocked Shots	BT	Breakthroughs	C	Center
EG	Empty Goal	FB	Fast Breaks	FTO	Fast Throw off	G/Att.	Goals/Attacks	Ind.	Individual
L	Left	NS	Near Shots	P7	Penalty 7-metre Fouls	Prop %	Proportion of Goals	R7	Received 7-metre Fouls
R	Right	RC	Red Cards (Direct and after 3rd 2-Minute Suspension)	P7	Penalty 7-metre Fouls	ST	Steals	TO/TF	Turnover/Technical Faults
TP	Time Played	Wing	Wing Shots	YC	Yellow Cards				

Match Team Statistics

Match No: 55

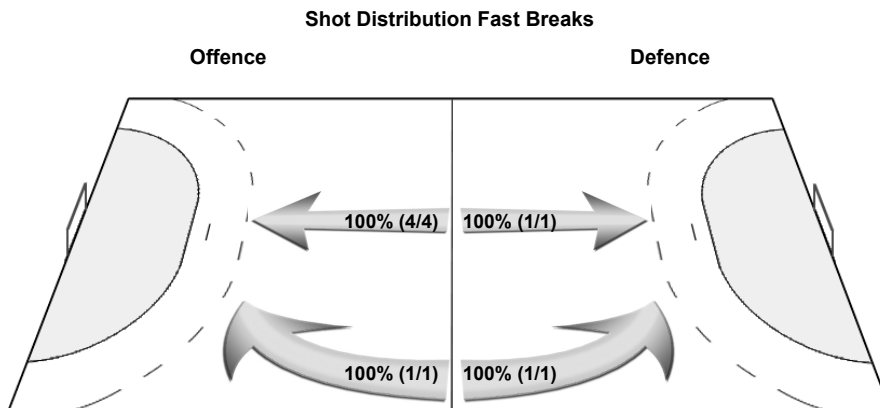
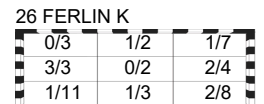
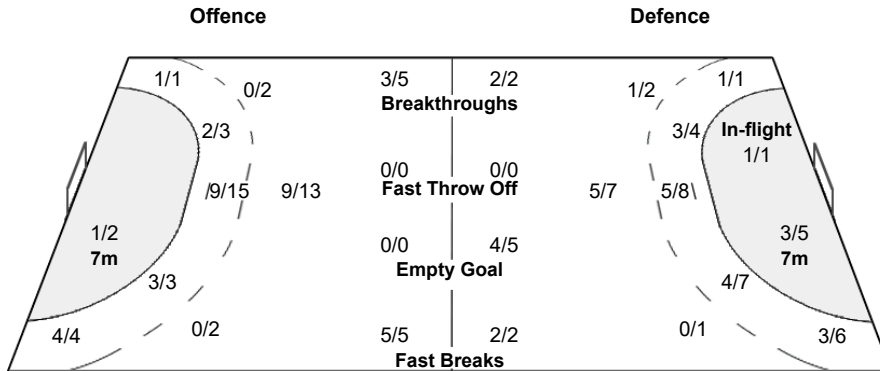
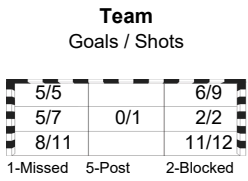
SLO 37 - 34 NED

(19 - 13) (18 - 21)

Referees: SCHULZE Robert (GER) / TÖNNIES Tobias (GER)

SLO - Slovenia

OverView of Shot Distribution



SUN 21 JAN 2024
Start Time: 15:30

Main Round Group II

Hamburg

Match Team Statistics
Match No: 55

SLO 37 - 34 NED
(19 - 13) (18 - 21)

Referees: SCHULZE Robert (GER) / TÖNNIES Tobias (GER)

NED - Netherlands

Coach: OLSSON Staffan (SWE)

YC/RC Coach: 1/0 Time outs: 2

No.	Name	Total			All Goals / Shots								Punishments				Offence			Defence			TP	
		Goals	Shots	%	7m	7m%	6m	Wing	BT	FB	FTO	9m	EG	YC	RC	2M	2+2	AS	R7	TO/TF	ST	BS		P7
1	RAVENSBERGEN Bart																	1						48:10
3	STAVAST Ivar	1	3	33			1/2					0/1						5		1 / 1			1	23:10
5	TEN VELDE Rutger	2	7	29	1/2	50	0/1	1/4																19:31
7	SCHOENAKER Robin																						1	39:52
11	SLUIJTERS Iso															1								23:37
14	SCHAGEN Bobby	1	3	33	0/1	0	0/1	1/1																38:54
15	KOOIJ Lars	3	5	60			3/4					0/1						1	1	/ 1		1		37:56
17	GEENEN Kaj	4	4	100				2/2		1/1		1/1								1				25:02
20	VERSTEIJNEN Niels Gerardus	15	17	88	2/2	100	6/6		1/1			6/8						2	2	7 / 1		1		52:20
21	KLEIJKERS Martijn																							0:00
22	STEINS Luc	6	7	86			3/4					3/3						7	2	1 / 1	1			58:27
23	SMITS Jorn																							0:00
27	SMIT Alec																							0:00
28	CLAESSENS Tim	0	1	0			0/1																	3:16
30	VERSTEIJNEN Arjan																							10:02
77	BAIJENS Dani	2	4	50			0/1		1/1	1/1		0/1				1		2		2				39:43
Team														1										
Totals		34	51	67	3/5	60	13/20	4/7	2/2	2/2		6/10	4/5	1		2		19	5	12 / 4	1	2	2	

No.	Name	Total			All Saves / Shots										
		Saves	Shots	%	7m	7m%	6m	Wing	BT	FB	FTO	9m	9m%	NS	NS%
1	RAVENSBERGEN Bart	8	37	22	1/2	50	4/16	0/5	0/3	0/2		3/9	33	4/24	17
30	VERSTEIJNEN Arjan	2	9	22			1/3			0/2		1/4	25	1/3	33
EG			1												
Totals		10	47	21	1/2	50	5/19	0/5	0/3	0/5		4/13	31	5/27	19

Attacks

Team	All		Player Majority		Player Minority		Position Attacks		FB		Ind. FB		Team FB		TO	TO %
	G/Att.	%	G/Att.	%	G/Att.	%	G/Att.	%	G/Att.	%	G/Att.	%	G/Att.	%		
NED	34/63	54	3/6	50	1/2	50	28/56	50	2/3	67			2/3	67	16	25

Team Shots

	Goals	Saves	Missed	Post	Blocked	Total	%	Prop %
6m Shots	13	3	2	2		20	65	39
Wing Shots	4	3				7	57	14
L R	3 1	3				6 1	50 100	12 2
9m Shots	6	4				10	60	20
L C R	5 1	1 2 1				1 7 2	0 71 50	2 14 4
7m Penalty Throws	3	2				5	60	10
Fast Breaks	2					2	100	4
Breakthroughs	2					2	100	4
Totals	34	12	2	3		51	67	100

Legend:	
%	Efficiency
9m	9-metre Shots
EG	Empty Goal
L	Left
R	Right
TP	Time Played
2M	2-Minute Suspensions
AS	Assists
FB	Fast Breaks
NS	Near Shots
RC	Red Cards (Direct and after 3rd 2-Minute Suspension)
Wing	Wing Shots
2+2	2+2 Minute Suspensions
BS	Blocked Shots
FTO	Fast Throw off
P7	Penalty 7-metre Fouls
YC	Yellow Cards
6m	6-metre Shots
BT	Breakthroughs
G/Att.	Goals/Attacks
Prop %	Proportion of Goals
ST	Steals
7m	7-metre Penalty Shots
C	Center
Ind.	Individual
R7	Received 7-metre Fouls
TO/TF	Turnover/Technical Faults

SUN 21 JAN 2024
Start Time: 15:30

Main Round Group II

Hamburg

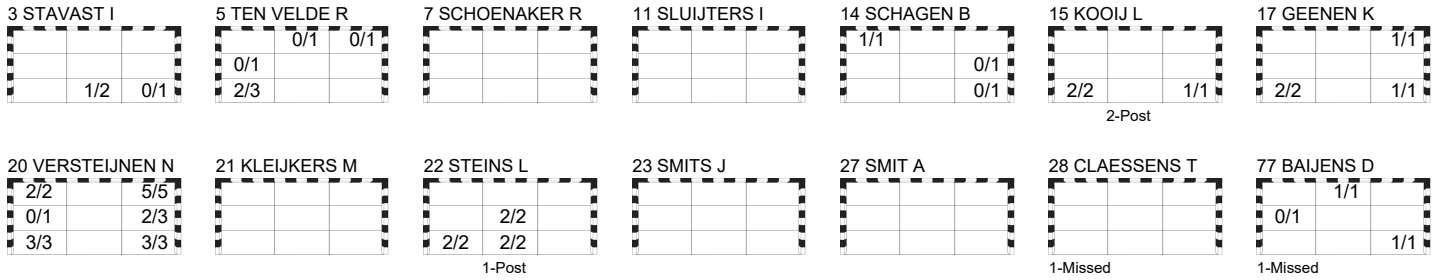
Match Team Statistics
Match No: 55

SLO 37 - 34 NED
(19 - 13) (18 - 21)

Referees: SCHULZE Robert (GER) / TÖNNIES Tobias (GER)

NED - Netherlands

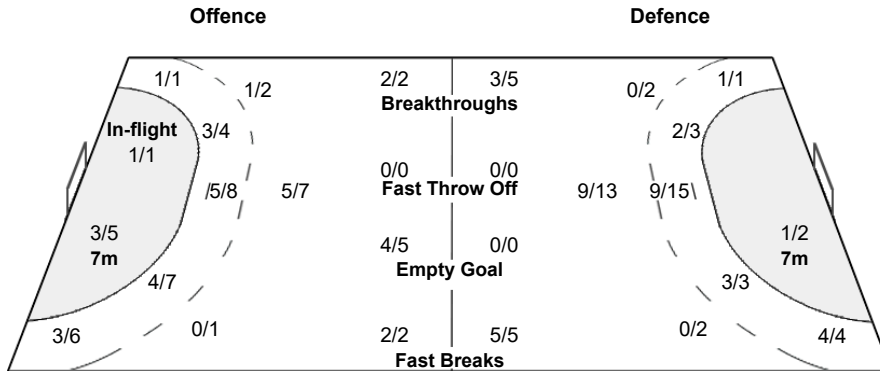
OverView of Shot Distribution



Team Goals / Shots

3/3	1/2	6/7
0/3	2/2	2/4
11/12	3/4	6/8

2-Missed 3-Post



Goalkeepers Saves / Shots

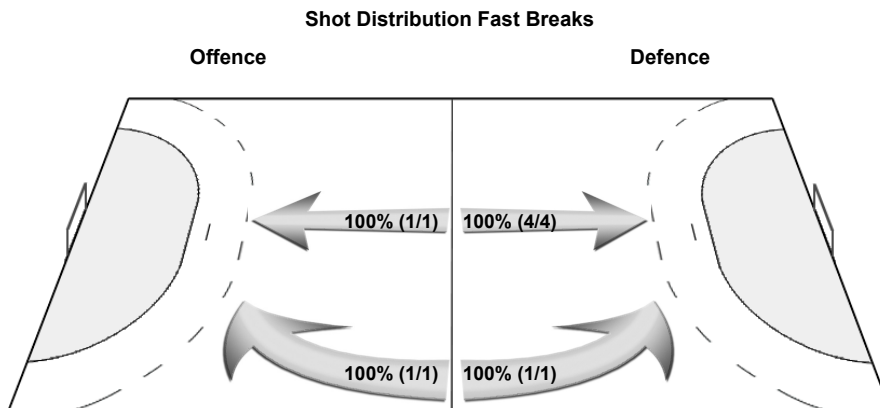
0/5	3/9
2/7	0/2
3/11	1/12

1 RAVENSBERGEN B

0/5	2/6
1/5	0/1
3/10	1/9

30 VERSTEIJNEN A

1/2	1/2
0/1	0/1
0/1	0/3



SUN 21 JAN 2024

Start Time: 15:30

Hamburg

Play by Play

Match No: 55

SLO 37 - 34 NED

(19 - 13) (18 - 21)

Referees: SCHULZE Robert (GER) / TÖNNIES Tobias (GER)

SLO	6 MARGUC Gasper	11 DOLENEC Jure	17 CEHTE Nejc	A ZORMAN Uros
	19 JOVICIC SLATINSEK Stas	20 KODRIN Tilen	23 ZARABEC Miha	B ZVIZEJ Luka
	26 FERLIN Klemen	27 HORZEN Kristjan	44 BOMBAC Dean	C SKOF Gorazd
	51 MACKOVSEK Borut	58 SSKO Peter	77 NOVAK Domen	D SLOBODNIK Rudi
	88 VLAH Aleks	90 LESJAK Urban	92 DROBEZ Jernej	
	95 SUHOLEZNIK Matic			
NED	1 RAVENSBERGEN Bart	3 STAVAST Ivar	5 TEN VELDE Rutger	A WONG Wai
	7 SCHOENAKER Robin	11 SLUIJTERS Iso	14 SCHAGEN Bobby	B OLSSON Staffan
	15 KOOIJ Lars	17 GEENEN Kaj	20 VERSTEIJNEN Niels Gerardus	C EIJLERS Gerrie
	21 KLEIJKERS Martijn	22 STEINS Luc	30 SMITS Jorn	D BAARDSE Robert
	27 SMIT Alec	28 CLAESSENS Tim	33 VERSTEIJNEN Arjan	
	77 BAIJENS Dani			

1st HALF

Match Time	SLO - Slovenia	Score	Lead	NED - Netherlands
0:00	26 FERLIN K Goalkeeper			1 RAVENSBERGEN B Goalkeeper
0:50	27 HORZEN K Shot centre 6m saved middle left			
1:04				20 VERSTEIJNEN N Turnover
1:11	20 KODRIN T Goal left wing bottom right (44 BOMBAC D), 104.39 km/h	1 - 0	+1	
1:22		1 - 1	0	15 KOOIJ L Goal flying throw bottom left (22 STEINS L), 96.28 km/h
2:07	51 MACKOVSEK B Shot left 9m post			
2:24		1 - 2	-1	20 VERSTEIJNEN N Goal right 6m bottom left (22 STEINS L)
2:40	11 DOLENEC J Shot centre 9m blocked			15 KOOIJ L Block
3:05	27 HORZEN K Goal left 6m top right (51 MACKOVSEK B)	2 - 2	0	
3:20				15 KOOIJ L Shot right 6m post
3:51				77 BAIJENS D Turnover
4:57	27 HORZEN K Shot centre 6m post			
5:27		2 - 3	-1	15 KOOIJ L Goal left 6m bottom right (22 STEINS L)
6:18	44 BOMBAC D Shot left 9m blocked			20 VERSTEIJNEN N Block
6:48	51 MACKOVSEK B Goal centre 9m top left, 114.78 km/h	3 - 3	0	
6:58				15 KOOIJ L Technical Fault
7:57	27 HORZEN K Shot right 6m missed			
8:49				5 TEN VELDE R Shot left wing saved middle left
9:25	23 ZARABEC M Turnover			
9:31		3 - 4	-1	20 VERSTEIJNEN N Goal centre 6m bottom left, 109.45 km/h
9:42	23 ZARABEC M Turnover			
9:43		3 - 5	-2	77 BAIJENS D Goal fast break top centre, 101.51 km/h
10:04	51 MACKOVSEK B Goal centre 9m top right, 117.63 km/h	4 - 5	-1	
10:51				77 BAIJENS D Turnover
11:21	27 HORZEN K Goal centre 6m middle left (51 MACKOVSEK B), 81.96 km/h	5 - 5	0	
11:30		5 - 6	-1	20 VERSTEIJNEN N Goal centre 9m top right, 111.76 km/h
12:07				77 BAIJENS D 2-minutes suspension
12:26	88 VLAH A Shot breakthrough post			
12:43				3 STAVAST I for 1 RAVENSBERGEN B Empty goal
13:09				1 RAVENSBERGEN B for 5 TEN VELDE R Goalkeeper back
13:08				3 STAVAST I Technical Fault
13:26				5 TEN VELDE R for 1 RAVENSBERGEN B Empty goal
13:15	6 MARGUC G Goal fast break top right (23 ZARABEC M), 46.51 km/h	6 - 6	0	
14:10				1 RAVENSBERGEN B for 77 BAIJENS D Goalkeeper back
14:18				20 VERSTEIJNEN N Technical Fault
15:03	17 CEHTE N Shot right 9m post			
15:15				5 TEN VELDE R Shot left 6m saved
15:22	Team timeout			
15:48	23 ZARABEC M Goal breakthrough bottom left, 105.47 km/h	7 - 6	+1	
16:27				20 VERSTEIJNEN N Turnover
17:12	27 HORZEN K Goal left 6m bottom left (88 VLAH A)	8 - 6	+2	
17:40		8 - 7	+1	20 VERSTEIJNEN N Goal centre 9m bottom right, 107.11 km/h
17:50	51 MACKOVSEK B 7m received			3 STAVAST I 7m caused
17:57	6 MARGUC G Goal Penalty shot bottom right (51 MACKOVSEK B), 86.62 km/h	9 - 7	+2	
18:30				20 VERSTEIJNEN N Shot right 9m saved middle left
19:03	17 CEHTE N Goal centre 9m bottom left, 115.89 km/h	10 - 7	+3	
19:37				3 STAVAST I Shot centre 9m saved bottom right
19:44	6 MARGUC G Goal centre 6m bottom right, 89.52 km/h	11 - 7	+4	
19:56				22 STEINS L Turnover
19:58	17 CEHTE N Goal fast break middle left (19 JOVICIC SLATINSEK), 116.86 km/h	12 - 7	+5	
19:58				30 VERSTEIJNEN A for 1 RAVENSBERGEN B Goalkeeper Substitution
19:58				Team timeout

SUN 21 JAN 2024
Start Time: 15:30

Main Round Group II

Hamburg

Play by Play
Match No: 55

SLO 37 - 34 NED
(19 - 13) (18 - 21)

1st HALF

Match Time	SLO - Slovenia	Score	Lead	NED - Netherlands
20:25				28 CLAESSENS T Shot centre 6m missed
21:01	23 ZARABEC M Turnover			22 STEINS L Steal
21:12		12 - 8	+4	22 STEINS L Goal centre 6m bottom left (3 STAVAST I), 87.83 km/h
21:25	27 HORZEN K Shot centre 6m saved middle left			
21:33		12 - 9	+3	14 SCHAGEN B Goal right wing top left, 91.08 km/h
22:27	17 CEHTE N Goal right 6m middle right			
22:39		13 - 9	+4	
23:16	88 VLAH A Goal centre 9m middle left, 114.16 km/h			5 TEN VELDE R Goal left wing bottom left (3 STAVAST I), 94.16 km/h
24:11		14 - 10	+4	
24:41	88 VLAH A Goal centre 9m bottom right, 103.31 km/h			20 VERSTEIJNEN N Shot centre 9m saved middle right
24:58		15 - 10	+5	
25:34	95 SUHOLEZNIK M Turnover			5 TEN VELDE R Shot left wing saved top centre
25:45				20 VERSTEIJNEN N Turnover
25:50	19 JOVICIC SLATINSEK Goal fast break bottom left (17 CEHTE N), 93.77 km/h			
25:57	95 SUHOLEZNIK M 2-minutes suspension	16 - 10	+6	
26:22				22 STEINS L Shot centre 6m post
26:49	88 VLAH A Steal			3 STAVAST I Turnover
26:59	23 ZARABEC M for 26 FERLIN K Empty goal			
27:22	17 CEHTE N Goal centre 9m bottom right, 101.05 km/h			
27:35	26 FERLIN K for 6 MARGUC G Goalkeeper back	17 - 10	+7	
27:31		17 - 11	+6	3 STAVAST I Goal left 6m bottom centre (22 STEINS L)
27:51	6 MARGUC G for 26 FERLIN K Empty goal			
28:03	26 FERLIN K for 95 SUHOLEZNIK M Goalkeeper back			
28:09	23 ZARABEC M Goal centre 6m bottom right, 101.43 km/h			
28:20		18 - 11	+7	
28:33	23 ZARABEC M Turnover	18 - 12	+6	20 VERSTEIJNEN N Goal breakthrough bottom right, 82.63 km/h
28:33				3 STAVAST I Shot left 6m saved bottom centre
28:59	88 VLAH A for 26 FERLIN K Empty goal			
29:04	26 FERLIN K for 88 VLAH A Goalkeeper back			
29:12	51 MACKOVSEK B Shot centre 9m saved top right			
29:46	51 MACKOVSEK B Steal			20 VERSTEIJNEN N Turnover
29:54	6 MARGUC G Goal fast break top right, 87.57 km/h			
30:00		19 - 12	+7	
		19 - 13	+6	20 VERSTEIJNEN N Goal centre 9m middle right, 103.46 km/h

2nd HALF

Match Time	SLO - Slovenia	Score	Lead	NED - Netherlands
30:00	26 FERLIN K Goalkeeper			1 RAVENSBERGEN B Goalkeeper
30:30		19 - 14	+5	22 STEINS L Goal centre 6m bottom centre (20 VERSTEIJNEN N), 82.22 km/h
31:02	88 VLAH A Shot centre 9m saved middle centre			
31:12				22 STEINS L Technical Fault
31:31	27 HORZEN K Goal centre 6m bottom left (88 VLAH A), 100.10 km/h			
31:42		20 - 14	+6	
32:15	88 VLAH A Goal left 6m bottom left			22 STEINS L Goal left 6m bottom left (77 BAIJENS D)
32:52		20 - 15	+5	
32:15	88 VLAH A Goal left 6m bottom left			
32:52		21 - 15	+6	77 BAIJENS D Shot left 9m saved middle left
32:59	20 KODRIN T Goal fast break bottom right (26 FERLIN K), 111.53 km/h			
33:49	92 DROBEZ J 7m caused	22 - 15	+7	15 KOUIJ L 7m received
34:02		22 - 16	+6	5 TEN VELDE R Goal Penalty shot bottom left (15 KOUIJ L), 111.82 km/h
35:06	88 VLAH A Goal centre 9m bottom right, 109.14 km/h			
35:16		23 - 16	+7	
35:53	11 DOLENEC J Goal centre 9m bottom right, 90.79 km/h			5 TEN VELDE R Shot left wing saved bottom left
35:57	27 HORZEN K 2-minutes suspension			
36:18		24 - 16	+8	
36:35	95 SUHOLEZNIK M for 26 FERLIN K Empty goal			77 BAIJENS D Goal breakthrough bottom right, 108.77 km/h
36:57	26 FERLIN K for 44 BOMBAC D Goalkeeper back			
36:56	88 VLAH A Shot centre 6m saved top right			
37:06				20 VERSTEIJNEN N Turnover
37:17	44 BOMBAC D for 26 FERLIN K Empty goal			
37:46	11 DOLENEC J Technical Fault			
38:06	26 FERLIN K for 27 HORZEN K Goalkeeper back			
37:56				15 KOUIJ L Shot empty goal post
38:11		24 - 18	+6	22 STEINS L Goal empty goal middle centre
39:05	88 VLAH A Shot centre 9m saved bottom left			
39:32		24 - 19	+5	20 VERSTEIJNEN N Goal centre 9m bottom left, 106.21 km/h
39:45	20 KODRIN T Goal left wing bottom left (44 BOMBAC D), 94.94 km/h			
40:50		25 - 19	+6	
40:50		25 - 20	+5	20 VERSTEIJNEN N Goal centre 6m top right, 112.39 km/h
41:08	27 HORZEN K Technical Fault			

Play by Play

Match No: 55

SLO 37 - 34 NED

(19 - 13) (18 - 21)

2nd HALF

Match Time	SLO - Slovenia	Score	Lead	NED - Netherlands
41:13		25 - 21	+4	20 VERSTEIJNEN N Goal right 6m top right
41:48	27 HORZEN K 7m received			7 SCHOENAKER R 7m caused
42:02	6 MARGUC G Penalty shot saved bottom left			
43:08		25 - 22	+3	15 KOIJ L Goal right 6m bottom left (20 VERSTEIJNEN N)
43:35	88 VLAH A Shot breakthrough post			
43:48	17 CEHTE N 7m caused			22 STEINS L 7m received
43:59				5 TEN VELDE R Penalty shot saved top right
44:14	Team timeout			
44:49	17 CEHTE N Goal breakthrough top right, 99.31 km/h	26 - 22	+4	
44:57		26 - 23	+3	17 GEENEN K Goal left wing top right (77 BAIJENS D), 101.30 km/h
45:32	88 VLAH A Shot centre 6m saved bottom left			
45:40				17 GEENEN K Turnover Fastbreak
46:21	27 HORZEN K Goal centre 6m bottom right (23 ZARABEC M), 47.18 km/h	27 - 23	+4	
46:30		27 - 24	+3	20 VERSTEIJNEN N Goal centre 9m top right, 105.10 km/h
47:21	6 MARGUC G Goal centre 6m bottom left (19 JOVICIC SLATINSEK), 97.89 km/h	28 - 24	+4	
47:51	19 JOVICIC SLATINSEK 7m caused			20 VERSTEIJNEN N 7m received
47:51	19 JOVICIC SLATINSEK 2-minutes suspension			
47:51				14 SCHAGEN B Penalty shot saved middle right
48:01				14 SCHAGEN B Shot centre 6m saved bottom right
48:22	20 KODRIN T for 26 FERLIN K Empty goal			
48:43	23 ZARABEC M Technical Fault			
48:48		28 - 25	+3	22 STEINS L Goal empty goal bottom centre (7 SCHOENAKER R), 94.71 km/h
49:43	26 FERLIN K for 23 ZARABEC M Goalkeeper back			
49:43	20 KODRIN T Shot centre 6m saved bottom right			
49:59				20 VERSTEIJNEN N Turnover
50:36	23 ZARABEC M Shot right 9m saved top right			
50:43		28 - 26	+2	17 GEENEN K Goal fast break bottom right (1 RAVENSBERGEN B), 67.63 km/h
51:07				11 SLUIJTERS I 2-minutes suspension
51:41	23 ZARABEC M Goal centre 6m top left, 112.06 km/h	29 - 26	+3	
51:56				15 KOIJ L for 1 RAVENSBERGEN B Empty goal
52:17				1 RAVENSBERGEN B for 14 SCHAGEN B Goalkeeper back
52:16	92 DROBEZ J 7m caused			20 VERSTEIJNEN N 7m received
52:20		29 - 27	+2	20 VERSTEIJNEN N Goal Penalty shot middle right, 114.73 km/h
52:45	17 CEHTE N Goal centre 6m middle left, 105.33 km/h	30 - 27	+3	
52:56				15 KOIJ L for 1 RAVENSBERGEN B Empty goal
53:13				1 RAVENSBERGEN B for 11 SLUIJTERS I Goalkeeper back
53:17				77 BAIJENS D Shot left 6m missed
53:57	88 VLAH A Goal breakthrough middle right, 104.60 km/h	31 - 27	+4	
54:06				Team timeout
54:21		31 - 28	+3	17 GEENEN K Goal left wing bottom left (3 STAVAST I), 85.06 km/h
54:52	88 VLAH A Turnover			
55:04				20 VERSTEIJNEN N Turnover
55:04				B OLSSON S Warning (yellow card) bench punishment
55:51	23 ZARABEC M Goal centre 9m top right, 117.52 km/h	32 - 28	+4	
56:06		32 - 29	+3	20 VERSTEIJNEN N Goal left 6m top left (3 STAVAST I)
56:34	51 MACKOVSEK B for 26 FERLIN K Empty goal			
56:37	26 FERLIN K for 23 ZARABEC M Goalkeeper back			
56:38	6 MARGUC G Goal right wing top left, 93.54 km/h	33 - 29	+4	
56:46		33 - 30	+3	20 VERSTEIJNEN N Goal centre 6m top left, 117.28 km/h
57:01	Team timeout			
57:09	51 MACKOVSEK B for 26 FERLIN K Empty goal			
57:30	26 FERLIN K for 51 MACKOVSEK B Goalkeeper back			
57:36	27 HORZEN K Goal right 6m bottom right (88 VLAH A)	34 - 30	+4	
57:49		34 - 31	+3	20 VERSTEIJNEN N Goal right 9m top right (3 STAVAST I), 122.08 km/h
58:05	51 MACKOVSEK B for 26 FERLIN K Empty goal			
58:14	17 CEHTE N Turnover			
58:20		34 - 32	+2	17 GEENEN K Goal empty goal bottom left (22 STEINS L), 102.15 km/h
58:39	26 FERLIN K for 23 ZARABEC M Goalkeeper back			
58:38	51 MACKOVSEK B Goal centre 6m middle left, 110.54 km/h	35 - 32	+3	
58:46		35 - 33	+2	22 STEINS L Goal empty goal middle centre, 106.62 km/h
58:48	23 ZARABEC M for 26 FERLIN K Empty goal			
59:00	26 FERLIN K for 23 ZARABEC M Goalkeeper back			
59:02	19 JOVICIC SLATINSEK Goal left wing top left, 110.02 km/h	36 - 33	+3	
59:12	51 MACKOVSEK B 7m caused			22 STEINS L 7m received
59:13		36 - 34	+2	20 VERSTEIJNEN N Goal Penalty shot bottom right (22 STEINS L), 108.42 km/h
59:29	23 ZARABEC M for 26 FERLIN K Empty goal			
59:41	26 FERLIN K for 23 ZARABEC M Goalkeeper back			



MEN'S EUROPEAN HANDBALL CHAMPIONSHIP
EHF EURO 2024



MEN'S EHF EURO 2024
 GERMANY
 10-28 JANUARY

Main Round Group II

SUN 21 JAN 2024
 Start Time: 15:30

Hamburg

Play by Play
 Match No: 55

SLO 37 - 34 NED
 (19 - 13) (18 - 21)

2nd HALF

Match Time	SLO - Slovenia	Score	Lead	NED - Netherlands
59:42	19 JOVICIC SLATINSEK Goal left wing top left (27 HORZEN K), 111.21 km/h	37 - 34	+3	

SUN 21 JAN 2024
Start Time: 15:30

Main Round Group II

Hamburg

Empty Goal Analysis

Match No: 55

SLO 37 - 34 NED

(19 - 13) (18 - 21)

Referees: SCHULZE Robert (GER) / TÖNNIES Tobias (GER)

ATTACKS DURING OWN EMPTY GOAL SITUATION

Players on Court	Attacks		Goals		Saves		Missed		Blocked		Post		Turnovers		Scoring Efficiency		Goals Against	
	SLO	NED	SLO	NED	SLO	NED	SLO	NED	SLO	NED	SLO	NED	SLO	NED	SLO	NED	SLO	NED
7 Against 6	6	2	5					1					1	1	83	0	3	
6 Against 6	5	1	1		2								2	1	20	0	1	
Others																		
Total:	11	3	6		2			1					3	2	55	0	4	

GOALS/ATTACKS DURING OWN EMPTY GOAL SITUATION - ANALYSIS OF OCCURRENCE (in 5 min intervals)

Players on Court	1st Half											
	0-5		5-10		10-15		15-20		20-25		25-30	
	SLO	NED	SLO	NED	SLO	NED	SLO	NED	SLO	NED	SLO	NED
7 Against 6							0/1					
6 Against 6						0/1					1/1	
Others												
Total:						0/2					1/1	

Players on Court	2nd Half											
	30-35		35-40		40-45		45-50		50-55		55-60	
	SLO	NED	SLO	NED	SLO	NED	SLO	NED	SLO	NED	SLO	NED
7 Against 6										0/1	5/6	
6 Against 6			0/2				0/2					
Others												
Total:			0/2				0/2			0/1	5/6	

GOALS/ATTACKS DURING OWN EMPTY GOAL SITUATION - ANALYSIS BY DURATION

Team	<15 sec.	15-30 sec.	30-45 sec.	45-60 sec.	>60 sec.
SLO	3/4	3/6		0/1	
NED		0/2			0/1

SUBSTITUTION SUMMARY

Players	SLO	NED
Goalkeeper <-> Goalkeeper	0	1
Court Player <-> Goalkeeper	22	8
Court Player <-> Court Player	120	143
Total:	142	152

Line-Up Analysis

Match No: 55

SLO 37 - 34 NED

SLO - Slovenia

Lineup efficiency								Time Played	GF	GA
6 MARGUC G	17 CEHTE N	20 KODRIN T	26 FERLIN K	44 BOMBAC D	51 MACKOVSEK B	92 DROBEZ J	31:51	0	2	
6 MARGUC G	11 DOLENEC J	17 CEHTE N	26 FERLIN K	44 BOMBAC D	51 MACKOVSEK B	92 DROBEZ J	30:00	0	0	
6 MARGUC G	17 CEHTE N	19 JOVICIC SLATINSEK	23 ZARABEC M	26 FERLIN K	27 HORZEN K	88 VLAH A	5:29	5	2	
6 MARGUC G	17 CEHTE N	19 JOVICIC SLATINSEK	26 FERLIN K	51 MACKOVSEK B	88 VLAH A	92 DROBEZ J	4:15	4	4	
6 MARGUC G	11 DOLENEC J	20 KODRIN T	26 FERLIN K	27 HORZEN K	44 BOMBAC D	51 MACKOVSEK B	4:03	2	0	
6 MARGUC G	11 DOLENEC J	20 KODRIN T	26 FERLIN K	27 HORZEN K	44 BOMBAC D	88 VLAH A	3:44	3	1	
6 MARGUC G	17 CEHTE N	20 KODRIN T	23 ZARABEC M	26 FERLIN K	51 MACKOVSEK B	92 DROBEZ J	3:33	1	1	
6 MARGUC G	17 CEHTE N	19 JOVICIC SLATINSEK	23 ZARABEC M	26 FERLIN K	51 MACKOVSEK B	92 DROBEZ J	3:29	1	1	
6 MARGUC G	17 CEHTE N	19 JOVICIC SLATINSEK	23 ZARABEC M	26 FERLIN K	88 VLAH A	95 SUHOLEZNIK M	2:58	3	0	
6 MARGUC G	11 DOLENEC J	20 KODRIN T	26 FERLIN K	51 MACKOVSEK B	88 VLAH A	92 DROBEZ J	2:43	2	3	
6 MARGUC G	17 CEHTE N	20 KODRIN T	23 ZARABEC M	26 FERLIN K	27 HORZEN K	51 MACKOVSEK B	2:35	2	3	
6 MARGUC G	11 DOLENEC J	20 KODRIN T	26 FERLIN K	44 BOMBAC D	51 MACKOVSEK B	92 DROBEZ J	2:14	0	3	
6 MARGUC G	17 CEHTE N	19 JOVICIC SLATINSEK	23 ZARABEC M	26 FERLIN K	51 MACKOVSEK B	95 SUHOLEZNIK M	2:12	0	0	
6 MARGUC G	17 CEHTE N	20 KODRIN T	23 ZARABEC M	26 FERLIN K	27 HORZEN K	88 VLAH A	2:06	2	1	
6 MARGUC G	17 CEHTE N	20 KODRIN T	26 FERLIN K	27 HORZEN K	44 BOMBAC D	51 MACKOVSEK B	1:45	0	1	
6 MARGUC G	17 CEHTE N	20 KODRIN T	26 FERLIN K	51 MACKOVSEK B	88 VLAH A	92 DROBEZ J	1:33	0	1	
6 MARGUC G	17 CEHTE N	19 JOVICIC SLATINSEK	26 FERLIN K	51 MACKOVSEK B	88 VLAH A	95 SUHOLEZNIK M	1:25	2	2	
6 MARGUC G	17 CEHTE N	19 JOVICIC SLATINSEK	23 ZARABEC M	27 HORZEN K	51 MACKOVSEK B	88 VLAH A	1:22	0	1	
6 MARGUC G	17 CEHTE N	19 JOVICIC SLATINSEK	20 KODRIN T	23 ZARABEC M	51 MACKOVSEK B	95 SUHOLEZNIK M	1:21	0	1	
6 MARGUC G	17 CEHTE N	19 JOVICIC SLATINSEK	23 ZARABEC M	26 FERLIN K	51 MACKOVSEK B	88 VLAH A	1:14	2	0	
6 MARGUC G	11 DOLENEC J	20 KODRIN T	27 HORZEN K	44 BOMBAC D	88 VLAH A	95 SUHOLEZNIK M	1:11	0	0	
6 MARGUC G	17 CEHTE N	19 JOVICIC SLATINSEK	23 ZARABEC M	26 FERLIN K	27 HORZEN K	51 MACKOVSEK B	1:04	1	2	
6 MARGUC G	17 CEHTE N	20 KODRIN T	23 ZARABEC M	26 FERLIN K	88 VLAH A	92 DROBEZ J	0:56	0	0	
6 MARGUC G	17 CEHTE N	19 JOVICIC SLATINSEK	26 FERLIN K	27 HORZEN K	51 MACKOVSEK B	88 VLAH A	0:50	4	2	
6 MARGUC G	20 KODRIN T	26 FERLIN K	27 HORZEN K	44 BOMBAC D	51 MACKOVSEK B	92 DROBEZ J	0:35	1	1	
6 MARGUC G	17 CEHTE N	19 JOVICIC SLATINSEK	23 ZARABEC M	88 VLAH A	92 DROBEZ J	95 SUHOLEZNIK M	0:32	1	0	
6 MARGUC G	11 DOLENEC J	20 KODRIN T	23 ZARABEC M	26 FERLIN K	88 VLAH A	92 DROBEZ J	0:32	0	0	
6 MARGUC G	17 CEHTE N	20 KODRIN T	23 ZARABEC M	26 FERLIN K	51 MACKOVSEK B	88 VLAH A	0:26	0	0	
6 MARGUC G	17 CEHTE N	19 JOVICIC SLATINSEK	23 ZARABEC M	26 FERLIN K	88 VLAH A	92 DROBEZ J	0:24	0	1	
6 MARGUC G	17 CEHTE N	19 JOVICIC SLATINSEK	20 KODRIN T	26 FERLIN K	51 MACKOVSEK B	95 SUHOLEZNIK M	0:24	0	0	
6 MARGUC G	11 DOLENEC J	20 KODRIN T	26 FERLIN K	27 HORZEN K	88 VLAH A	95 SUHOLEZNIK M	0:20	0	0	
6 MARGUC G	11 DOLENEC J	20 KODRIN T	26 FERLIN K	44 BOMBAC D	88 VLAH A	92 DROBEZ J	0:15	1	0	
6 MARGUC G	17 CEHTE N	19 JOVICIC SLATINSEK	51 MACKOVSEK B	88 VLAH A	92 DROBEZ J	95 SUHOLEZNIK M	0:12	0	0	
6 MARGUC G	17 CEHTE N	20 KODRIN T	23 ZARABEC M	26 FERLIN K	51 MACKOVSEK B	95 SUHOLEZNIK M	0:12	0	0	
6 MARGUC G	17 CEHTE N	20 KODRIN T	26 FERLIN K	44 BOMBAC D	88 VLAH A	92 DROBEZ J	0:11	0	0	
17 CEHTE N	19 JOVICIC SLATINSEK	23 ZARABEC M	26 FERLIN K	88 VLAH A	92 DROBEZ J	95 SUHOLEZNIK M	0:10	0	1	
6 MARGUC G	17 CEHTE N	19 JOVICIC SLATINSEK	23 ZARABEC M	51 MACKOVSEK B	88 VLAH A	95 SUHOLEZNIK M	0:09	0	0	
6 MARGUC G	20 KODRIN T	26 FERLIN K	27 HORZEN K	44 BOMBAC D	51 MACKOVSEK B	88 VLAH A	0:09	0	0	
6 MARGUC G	11 DOLENEC J	20 KODRIN T	26 FERLIN K	44 BOMBAC D	88 VLAH A	95 SUHOLEZNIK M	0:08	0	0	
17 CEHTE N	19 JOVICIC SLATINSEK	26 FERLIN K	51 MACKOVSEK B	88 VLAH A	92 DROBEZ J	95 SUHOLEZNIK M	0:06	0	0	
6 MARGUC G	11 DOLENEC J	20 KODRIN T	26 FERLIN K	27 HORZEN K	51 MACKOVSEK B	88 VLAH A	0:04	0	0	

Score development								Time Played	G Diff.
6 MARGUC G	17 CEHTE N	19 JOVICIC SLATINSEK	23 ZARABEC M	26 FERLIN K	88 VLAH A	95 SUHOLEZNIK M	2:58	+3	
6 MARGUC G	17 CEHTE N	19 JOVICIC SLATINSEK	23 ZARABEC M	26 FERLIN K	27 HORZEN K	88 VLAH A	5:29	+3	
6 MARGUC G	17 CEHTE N	19 JOVICIC SLATINSEK	26 FERLIN K	27 HORZEN K	51 MACKOVSEK B	88 VLAH A	0:50	+2	
6 MARGUC G	17 CEHTE N	19 JOVICIC SLATINSEK	23 ZARABEC M	26 FERLIN K	51 MACKOVSEK B	88 VLAH A	1:14	+2	
6 MARGUC G	11 DOLENEC J	20 KODRIN T	26 FERLIN K	27 HORZEN K	44 BOMBAC D	88 VLAH A	3:44	+2	
6 MARGUC G	11 DOLENEC J	20 KODRIN T	26 FERLIN K	27 HORZEN K	44 BOMBAC D	51 MACKOVSEK B	4:03	+2	
6 MARGUC G	11 DOLENEC J	20 KODRIN T	26 FERLIN K	44 BOMBAC D	88 VLAH A	92 DROBEZ J	0:15	+1	
6 MARGUC G	17 CEHTE N	19 JOVICIC SLATINSEK	23 ZARABEC M	88 VLAH A	92 DROBEZ J	95 SUHOLEZNIK M	0:32	+1	
6 MARGUC G	17 CEHTE N	20 KODRIN T	23 ZARABEC M	26 FERLIN K	27 HORZEN K	88 VLAH A	2:06	+1	
6 MARGUC G	11 DOLENEC J	20 KODRIN T	26 FERLIN K	27 HORZEN K	51 MACKOVSEK B	88 VLAH A	0:04	0	
17 CEHTE N	19 JOVICIC SLATINSEK	26 FERLIN K	51 MACKOVSEK B	88 VLAH A	92 DROBEZ J	95 SUHOLEZNIK M	0:06	0	
6 MARGUC G	11 DOLENEC J	20 KODRIN T	26 FERLIN K	44 BOMBAC D	88 VLAH A	95 SUHOLEZNIK M	0:08	0	
6 MARGUC G	17 CEHTE N	19 JOVICIC SLATINSEK	23 ZARABEC M	51 MACKOVSEK B	88 VLAH A	95 SUHOLEZNIK M	0:09	0	
6 MARGUC G	20 KODRIN T	26 FERLIN K	27 HORZEN K	44 BOMBAC D	51 MACKOVSEK B	88 VLAH A	0:09	0	
6 MARGUC G	17 CEHTE N	20 KODRIN T	26 FERLIN K	44 BOMBAC D	88 VLAH A	92 DROBEZ J	0:11	0	
6 MARGUC G	17 CEHTE N	19 JOVICIC SLATINSEK	51 MACKOVSEK B	88 VLAH A	92 DROBEZ J	95 SUHOLEZNIK M	0:12	0	
6 MARGUC G	17 CEHTE N	20 KODRIN T	23 ZARABEC M	26 FERLIN K	51 MACKOVSEK B	95 SUHOLEZNIK M	0:12	0	
6 MARGUC G	11 DOLENEC J	20 KODRIN T	26 FERLIN K	27 HORZEN K	88 VLAH A	95 SUHOLEZNIK M	0:20	0	
6 MARGUC G	17 CEHTE N	19 JOVICIC SLATINSEK	20 KODRIN T	26 FERLIN K	51 MACKOVSEK B	95 SUHOLEZNIK M	0:24	0	
6 MARGUC G	17 CEHTE N	20 KODRIN T	23 ZARABEC M	26 FERLIN K	51 MACKOVSEK B	88 VLAH A	0:26	0	
6 MARGUC G	11 DOLENEC J	20 KODRIN T	23 ZARABEC M	26 FERLIN K	88 VLAH A	92 DROBEZ J	0:32	0	
6 MARGUC G	20 KODRIN T	26 FERLIN K	27 HORZEN K	44 BOMBAC D	51 MACKOVSEK B	92 DROBEZ J	0:35	0	
6 MARGUC G	17 CEHTE N	20 KODRIN T	23 ZARABEC M	26 FERLIN K	88 VLAH A	92 DROBEZ J	0:56	0	
6 MARGUC G	11 DOLENEC J	20 KODRIN T	27 HORZEN K	44 BOMBAC D	88 VLAH A	95 SUHOLEZNIK M	1:11	0	
6 MARGUC G	17 CEHTE N	19 JOVICIC SLATINSEK	26 FERLIN K	51 MACKOVSEK B	88 VLAH A	95 SUHOLEZNIK M	1:25	0	
6 MARGUC G	17 CEHTE N	19 JOVICIC SLATINSEK	23 ZARABEC M	26 FERLIN K	51 MACKOVSEK B	95 SUHOLEZNIK M	2:12	0	

SUN 21 JAN 2024
Start Time: 15:30

Main Round Group II

Line-Up Analysis
Match No: 55

Hamburg

Attendance: 13.376

SLO 37 - 34 NED

SLO - Slovenia

Score development								Time Played	G Diff.
6 MARGUC G	17 CEHTE N	19 JOVICIC SLATINSEK	23 ZARABEC M	26 FERLIN K	51 MACKOVSEK B	92 DROBEZ J	3:29	0	
6 MARGUC G	17 CEHTE N	20 KODRIN T	23 ZARABEC M	26 FERLIN K	51 MACKOVSEK B	92 DROBEZ J	3:33	0	
6 MARGUC G	17 CEHTE N	19 JOVICIC SLATINSEK	26 FERLIN K	51 MACKOVSEK B	88 VLAH A	92 DROBEZ J	4:15	0	
6 MARGUC G	11 DOLENEC J	17 CEHTE N	26 FERLIN K	44 BOMBAC D	51 MACKOVSEK B	92 DROBEZ J	30:00	0	
17 CEHTE N	19 JOVICIC SLATINSEK	23 ZARABEC M	26 FERLIN K	88 VLAH A	92 DROBEZ J	95 SUHOLEZNIK M	0:10	-1	
6 MARGUC G	17 CEHTE N	19 JOVICIC SLATINSEK	23 ZARABEC M	26 FERLIN K	88 VLAH A	92 DROBEZ J	0:24	-1	
6 MARGUC G	17 CEHTE N	19 JOVICIC SLATINSEK	23 ZARABEC M	26 FERLIN K	27 HORZEN K	51 MACKOVSEK B	1:04	-1	
6 MARGUC G	17 CEHTE N	19 JOVICIC SLATINSEK	20 KODRIN T	23 ZARABEC M	51 MACKOVSEK B	95 SUHOLEZNIK M	1:21	-1	
6 MARGUC G	17 CEHTE N	19 JOVICIC SLATINSEK	23 ZARABEC M	27 HORZEN K	51 MACKOVSEK B	88 VLAH A	1:22	-1	
6 MARGUC G	17 CEHTE N	20 KODRIN T	26 FERLIN K	51 MACKOVSEK B	88 VLAH A	92 DROBEZ J	1:33	-1	
6 MARGUC G	17 CEHTE N	20 KODRIN T	26 FERLIN K	27 HORZEN K	44 BOMBAC D	51 MACKOVSEK B	1:45	-1	
6 MARGUC G	17 CEHTE N	20 KODRIN T	23 ZARABEC M	26 FERLIN K	27 HORZEN K	51 MACKOVSEK B	2:35	-1	
6 MARGUC G	11 DOLENEC J	20 KODRIN T	26 FERLIN K	51 MACKOVSEK B	88 VLAH A	92 DROBEZ J	2:43	-1	
6 MARGUC G	17 CEHTE N	20 KODRIN T	26 FERLIN K	44 BOMBAC D	51 MACKOVSEK B	92 DROBEZ J	31:51	-2	
6 MARGUC G	11 DOLENEC J	20 KODRIN T	26 FERLIN K	44 BOMBAC D	51 MACKOVSEK B	92 DROBEZ J	2:14	-3	

Empty Net								Time Played	GF	GA
6 MARGUC G	17 CEHTE N	19 JOVICIC SLATINSEK	23 ZARABEC M	27 HORZEN K	51 MACKOVSEK B	88 VLAH A	1:22	0	1	
6 MARGUC G	17 CEHTE N	19 JOVICIC SLATINSEK	20 KODRIN T	23 ZARABEC M	51 MACKOVSEK B	95 SUHOLEZNIK M	1:21	0	1	
6 MARGUC G	11 DOLENEC J	20 KODRIN T	27 HORZEN K	44 BOMBAC D	88 VLAH A	95 SUHOLEZNIK M	1:11	0	0	
6 MARGUC G	17 CEHTE N	19 JOVICIC SLATINSEK	23 ZARABEC M	88 VLAH A	92 DROBEZ J	95 SUHOLEZNIK M	0:32	1	0	
6 MARGUC G	17 CEHTE N	19 JOVICIC SLATINSEK	51 MACKOVSEK B	88 VLAH A	92 DROBEZ J	95 SUHOLEZNIK M	0:12	0	0	
6 MARGUC G	17 CEHTE N	19 JOVICIC SLATINSEK	23 ZARABEC M	51 MACKOVSEK B	88 VLAH A	95 SUHOLEZNIK M	0:09	0	0	

Line-Up Analysis

Match No: 55

SLO 37 - 34 NED

NED - Netherlands

Lineup efficiency							Time Played	GF	GA
1 RAVENSBERGEN B	7 SCHOENAKER R	14 SCHAGEN B	15 KOOIJ L	20 VERSTEIJNEN N	22 STEINS L	77 BAIJENS D	8:19	4	4
1 RAVENSBERGEN B	7 SCHOENAKER R	11 SLUIJTERS I	17 GEENEN K	20 VERSTEIJNEN N	22 STEINS L	77 BAIJENS D	7:13	3	4
1 RAVENSBERGEN B	5 TEN VELDE R	14 SCHAGEN B	15 KOOIJ L	20 VERSTEIJNEN N	22 STEINS L	77 BAIJENS D	6:16	4	3
1 RAVENSBERGEN B	7 SCHOENAKER R	11 SLUIJTERS I	15 KOOIJ L	17 GEENEN K	22 STEINS L	77 BAIJENS D	4:56	2	1
3 STAVAST I	7 SCHOENAKER R	11 SLUIJTERS I	14 SCHAGEN B	20 VERSTEIJNEN N	22 STEINS L	30 VERSTEIJNEN A	4:16	2	4
1 RAVENSBERGEN B	14 SCHAGEN B	15 KOOIJ L	17 GEENEN K	20 VERSTEIJNEN N	22 STEINS L	77 BAIJENS D	3:46	4	1
1 RAVENSBERGEN B	3 STAVAST I	5 TEN VELDE R	14 SCHAGEN B	15 KOOIJ L	20 VERSTEIJNEN N	22 STEINS L	3:35	1	3
1 RAVENSBERGEN B	3 STAVAST I	7 SCHOENAKER R	11 SLUIJTERS I	17 GEENEN K	20 VERSTEIJNEN N	22 STEINS L	3:12	3	5
3 STAVAST I	5 TEN VELDE R	14 SCHAGEN B	20 VERSTEIJNEN N	22 STEINS L	28 CLAESSENS T	30 VERSTEIJNEN A	2:44	0	0
1 RAVENSBERGEN B	5 TEN VELDE R	7 SCHOENAKER R	11 SLUIJTERS I	15 KOOIJ L	22 STEINS L	77 BAIJENS D	2:27	1	1
1 RAVENSBERGEN B	3 STAVAST I	7 SCHOENAKER R	14 SCHAGEN B	15 KOOIJ L	20 VERSTEIJNEN N	22 STEINS L	2:12	0	3
1 RAVENSBERGEN B	3 STAVAST I	7 SCHOENAKER R	15 KOOIJ L	17 GEENEN K	20 VERSTEIJNEN N	22 STEINS L	1:38	2	1
3 STAVAST I	5 TEN VELDE R	7 SCHOENAKER R	14 SCHAGEN B	20 VERSTEIJNEN N	22 STEINS L	30 VERSTEIJNEN A	1:35	3	2
1 RAVENSBERGEN B	7 SCHOENAKER R	14 SCHAGEN B	17 GEENEN K	20 VERSTEIJNEN N	22 STEINS L	77 BAIJENS D	1:31	2	1
3 STAVAST I	5 TEN VELDE R	14 SCHAGEN B	15 KOOIJ L	20 VERSTEIJNEN N	22 STEINS L	77 BAIJENS D	1:10	0	1
1 RAVENSBERGEN B	3 STAVAST I	14 SCHAGEN B	15 KOOIJ L	17 GEENEN K	20 VERSTEIJNEN N	22 STEINS L	1:04	2	0
3 STAVAST I	7 SCHOENAKER R	11 SLUIJTERS I	14 SCHAGEN B	20 VERSTEIJNEN N	30 VERSTEIJNEN A	77 BAIJENS D	0:43	0	0
1 RAVENSBERGEN B	5 TEN VELDE R	7 SCHOENAKER R	15 KOOIJ L	20 VERSTEIJNEN N	22 STEINS L	77 BAIJENS D	0:39	0	1
11 SLUIJTERS I	14 SCHAGEN B	15 KOOIJ L	17 GEENEN K	20 VERSTEIJNEN N	22 STEINS L	77 BAIJENS D	0:38	0	0
1 RAVENSBERGEN B	7 SCHOENAKER R	15 KOOIJ L	17 GEENEN K	20 VERSTEIJNEN N	22 STEINS L	77 BAIJENS D	0:35	0	0
3 STAVAST I	5 TEN VELDE R	14 SCHAGEN B	20 VERSTEIJNEN N	28 CLAESSENS T	30 VERSTEIJNEN A	77 BAIJENS D	0:32	1	1
1 RAVENSBERGEN B	3 STAVAST I	14 SCHAGEN B	15 KOOIJ L	20 VERSTEIJNEN N	22 STEINS L	77 BAIJENS D	0:17	0	0
1 RAVENSBERGEN B	5 TEN VELDE R	7 SCHOENAKER R	15 KOOIJ L	17 GEENEN K	22 STEINS L	77 BAIJENS D	0:14	0	0
3 STAVAST I	5 TEN VELDE R	7 SCHOENAKER R	14 SCHAGEN B	20 VERSTEIJNEN N	30 VERSTEIJNEN A	77 BAIJENS D	0:12	0	0
1 RAVENSBERGEN B	7 SCHOENAKER R	11 SLUIJTERS I	15 KOOIJ L	17 GEENEN K	20 VERSTEIJNEN N	77 BAIJENS D	0:06	0	1
1 RAVENSBERGEN B	5 TEN VELDE R	14 SCHAGEN B	17 GEENEN K	20 VERSTEIJNEN N	22 STEINS L	77 BAIJENS D	0:03	0	0
1 RAVENSBERGEN B	5 TEN VELDE R	7 SCHOENAKER R	11 SLUIJTERS I	17 GEENEN K	22 STEINS L	77 BAIJENS D	0:03	0	0
1 RAVENSBERGEN B	11 SLUIJTERS I	15 KOOIJ L	17 GEENEN K	20 VERSTEIJNEN N	22 STEINS L	77 BAIJENS D	0:03	0	0
1 RAVENSBERGEN B	5 TEN VELDE R	7 SCHOENAKER R	14 SCHAGEN B	15 KOOIJ L	20 VERSTEIJNEN N	22 STEINS L	0:01	0	0

Score development							Time Played	G Diff.
1 RAVENSBERGEN B	14 SCHAGEN B	15 KOOIJ L	17 GEENEN K	20 VERSTEIJNEN N	22 STEINS L	77 BAIJENS D	3:46	+3
1 RAVENSBERGEN B	3 STAVAST I	14 SCHAGEN B	15 KOOIJ L	17 GEENEN K	20 VERSTEIJNEN N	22 STEINS L	1:04	+2
1 RAVENSBERGEN B	7 SCHOENAKER R	14 SCHAGEN B	17 GEENEN K	20 VERSTEIJNEN N	22 STEINS L	77 BAIJENS D	1:31	+1
3 STAVAST I	5 TEN VELDE R	7 SCHOENAKER R	14 SCHAGEN B	20 VERSTEIJNEN N	22 STEINS L	30 VERSTEIJNEN A	1:35	+1
1 RAVENSBERGEN B	3 STAVAST I	7 SCHOENAKER R	15 KOOIJ L	17 GEENEN K	20 VERSTEIJNEN N	22 STEINS L	1:38	+1
1 RAVENSBERGEN B	7 SCHOENAKER R	11 SLUIJTERS I	15 KOOIJ L	17 GEENEN K	22 STEINS L	77 BAIJENS D	4:56	+1
1 RAVENSBERGEN B	5 TEN VELDE R	14 SCHAGEN B	15 KOOIJ L	20 VERSTEIJNEN N	22 STEINS L	77 BAIJENS D	6:16	+1
1 RAVENSBERGEN B	5 TEN VELDE R	7 SCHOENAKER R	14 SCHAGEN B	15 KOOIJ L	20 VERSTEIJNEN N	22 STEINS L	0:01	0
1 RAVENSBERGEN B	5 TEN VELDE R	14 SCHAGEN B	17 GEENEN K	20 VERSTEIJNEN N	22 STEINS L	77 BAIJENS D	0:03	0
1 RAVENSBERGEN B	5 TEN VELDE R	7 SCHOENAKER R	11 SLUIJTERS I	17 GEENEN K	22 STEINS L	77 BAIJENS D	0:03	0
1 RAVENSBERGEN B	11 SLUIJTERS I	15 KOOIJ L	17 GEENEN K	20 VERSTEIJNEN N	22 STEINS L	77 BAIJENS D	0:03	0
3 STAVAST I	5 TEN VELDE R	7 SCHOENAKER R	14 SCHAGEN B	20 VERSTEIJNEN N	30 VERSTEIJNEN A	77 BAIJENS D	0:12	0
1 RAVENSBERGEN B	5 TEN VELDE R	7 SCHOENAKER R	15 KOOIJ L	17 GEENEN K	22 STEINS L	77 BAIJENS D	0:14	0
1 RAVENSBERGEN B	3 STAVAST I	14 SCHAGEN B	15 KOOIJ L	20 VERSTEIJNEN N	22 STEINS L	77 BAIJENS D	0:17	0
3 STAVAST I	5 TEN VELDE R	14 SCHAGEN B	20 VERSTEIJNEN N	28 CLAESSENS T	30 VERSTEIJNEN A	77 BAIJENS D	0:32	0
1 RAVENSBERGEN B	7 SCHOENAKER R	15 KOOIJ L	17 GEENEN K	20 VERSTEIJNEN N	22 STEINS L	77 BAIJENS D	0:35	0
11 SLUIJTERS I	14 SCHAGEN B	15 KOOIJ L	17 GEENEN K	20 VERSTEIJNEN N	22 STEINS L	77 BAIJENS D	0:38	0
3 STAVAST I	7 SCHOENAKER R	11 SLUIJTERS I	14 SCHAGEN B	20 VERSTEIJNEN N	30 VERSTEIJNEN A	77 BAIJENS D	0:43	0
1 RAVENSBERGEN B	5 TEN VELDE R	7 SCHOENAKER R	11 SLUIJTERS I	15 KOOIJ L	22 STEINS L	77 BAIJENS D	2:27	0
3 STAVAST I	5 TEN VELDE R	14 SCHAGEN B	20 VERSTEIJNEN N	22 STEINS L	28 CLAESSENS T	30 VERSTEIJNEN A	2:44	0
1 RAVENSBERGEN B	7 SCHOENAKER R	14 SCHAGEN B	15 KOOIJ L	20 VERSTEIJNEN N	22 STEINS L	77 BAIJENS D	8:19	0
1 RAVENSBERGEN B	7 SCHOENAKER R	11 SLUIJTERS I	15 KOOIJ L	17 GEENEN K	20 VERSTEIJNEN N	77 BAIJENS D	0:06	-1
1 RAVENSBERGEN B	5 TEN VELDE R	7 SCHOENAKER R	15 KOOIJ L	20 VERSTEIJNEN N	22 STEINS L	77 BAIJENS D	0:39	-1
3 STAVAST I	5 TEN VELDE R	14 SCHAGEN B	15 KOOIJ L	20 VERSTEIJNEN N	22 STEINS L	77 BAIJENS D	1:10	-1
1 RAVENSBERGEN B	7 SCHOENAKER R	11 SLUIJTERS I	17 GEENEN K	20 VERSTEIJNEN N	22 STEINS L	77 BAIJENS D	7:13	-1
1 RAVENSBERGEN B	3 STAVAST I	7 SCHOENAKER R	11 SLUIJTERS I	17 GEENEN K	20 VERSTEIJNEN N	22 STEINS L	3:12	-2
1 RAVENSBERGEN B	3 STAVAST I	5 TEN VELDE R	14 SCHAGEN B	15 KOOIJ L	20 VERSTEIJNEN N	22 STEINS L	3:35	-2
3 STAVAST I	7 SCHOENAKER R	11 SLUIJTERS I	14 SCHAGEN B	20 VERSTEIJNEN N	22 STEINS L	30 VERSTEIJNEN A	4:16	-2
1 RAVENSBERGEN B	3 STAVAST I	7 SCHOENAKER R	14 SCHAGEN B	15 KOOIJ L	20 VERSTEIJNEN N	22 STEINS L	2:12	-3

Empty Net							Time Played	GF	GA
3 STAVAST I	5 TEN VELDE R	14 SCHAGEN B	15 KOOIJ L	20 VERSTEIJNEN N	22 STEINS L	77 BAIJENS D	1:10	0	1
11 SLUIJTERS I	14 SCHAGEN B	15 KOOIJ L	17 GEENEN K	20 VERSTEIJNEN N	22 STEINS L	77 BAIJENS D	0:38	0	0

Legend:
G Diff. Goals Difference