

## Start List

Match No: 47

### GER - CRO

**Referees:** MARÍN LORENTE Andreu (ESP) / GARCIA SERRADILLA Ignacio (ESP)  
**Reserve Referees:** JORUM Lars (NOR) / KLEVEN Havard (NOR)

**EHF Supervisor:** VIZITIU Nicolae (MDA)  
**EHF Observer:** KONOPLIASTYI Viktor (UKR)  
**Timekeeper:** HAFERKAMP Michael (GER)  
**Scorekeeper:** MONSCHAU Peter (GER)

### GER - Germany

| No.              | Name                  | Pos. | Height<br>m | Int. Matches      |     | Competition Statistics |    |     |    |      |    |    |     |
|------------------|-----------------------|------|-------------|-------------------|-----|------------------------|----|-----|----|------|----|----|-----|
|                  |                       |      |             | MP                | G   | MP                     | G  | 7mG | YC | 2Min | RC | S  | 7mS |
| 1                | SPÄTH David           | GK   | 1.97        | 10                | 0   | 6                      |    |     |    |      |    | 10 | 3   |
| 33               | WOLFF Andreas         | GK   | 1.98        | 151               | 14  | 6                      |    |     |    |      |    | 66 | 7   |
| 3                | LICHTLEIN Nils        | CB   | 1.83        | 7                 | 3   | 3                      | 1  |     |    |      |    |    |     |
| 4                | GOLLA Johannes (C)    | P    | 1.95        | 73                | 251 | 6                      | 20 |     |    | 5    |    |    |     |
| 11               | HEYMANN Sebastian     | LB   | 1.98        | 27                | 48  | 6                      | 14 |     | 1  | 3    |    |    |     |
| 14               | FISCHER Justus        | P    | 1.93        | 10                | 8   | 6                      | 5  |     |    |      |    |    |     |
| 15               | KNORR Juri            | CB   | 1.92        | 52                | 208 | 6                      | 40 | 14  | 1  | 1    |    |    |     |
| 18               | KÖSTER Julian         | LB   | 2.00        | 40                | 85  | 6                      | 24 |     |    | 1    |    |    |     |
| 20               | WEBER Philipp         | CB   | 1.94        | 84                | 171 | 6                      | 4  |     |    |      |    |    |     |
| 23               | USCINS Renars         | RB   | 1.89        | 11                | 12  | 5                      | 2  |     |    |      |    |    |     |
| 25               | HÄFNER Kai            | RB   | 1.92        | 142               | 342 | 5                      | 13 |     |    |      |    |    |     |
| 34               | DAHME Rune            | LW   | 1.89        | 67                | 100 | 6                      | 6  |     |    |      |    |    |     |
| 36               | MERTENS Lukas         | LW   | 1.82        | 37                | 87  | 6                      | 11 |     |    |      |    |    |     |
| 44               | STEINERT Christoph    | RB   | 1.96        | 38                | 72  | 6                      | 6  | 1   | 2  | 2    |    |    |     |
| 73               | KASTENING Timo        | RW   | 1.80        | 54                | 188 | 5                      | 14 | 2   |    |      |    |    |     |
| 80               | KOHLBACHER Jannik     | P    | 1.93        | 105               | 208 | 6                      | 10 |     |    |      |    |    |     |
| (NN)             | HANNE Martin          | LB   | 1.93        | 7                 | 9   | 5                      | 4  |     |    |      | 1  |    |     |
| (NN)             | NOTHDURFT Tim         | LW   | 1.94        | 2                 | 1   |                        |    |     |    |      |    |    |     |
| (NN)             | ZERBE Lukas           | RW   | 1.84        | 25                | 29  | 1                      |    |     |    |      |    |    |     |
| <b>Headcoach</b> | GISLASON Alfred (ISL) |      |             | <b>Bench/Team</b> |     |                        |    |     |    |      |    |    |     |

| GER Played |     |         |
|------------|-----|---------|
| PR         | SUI | 27 - 14 |
| PR         | MKD | 34 - 25 |
| PR         | FRA | 30 - 33 |
| MR         | ISL | 26 - 24 |
| MR         | AUT | 22 - 22 |
| MR         | HUN | 35 - 28 |
| MR         | CRO | 24 JAN  |

### CRO - Croatia

| No.              | Name               | Pos. | Height<br>m | Int. Matches      |     | Competition Statistics |    |     |    |      |    |    |     |
|------------------|--------------------|------|-------------|-------------------|-----|------------------------|----|-----|----|------|----|----|-----|
|                  |                    |      |             | MP                | G   | MP                     | G  | 7mG | YC | 2Min | RC | S  | 7mS |
| 1                | KUZMANOVIC Dominik | GK   | 1.91        | 16                | 0   | 4                      |    |     |    |      |    | 33 | 1   |
| 12               | MANDIC Matej       | GK   | 2.04        | 16                | 0   | 6                      |    |     |    |      |    | 29 | 1   |
| 2                | MIHIC Lovro        | LW   | 1.81        | 56                | 73  | 6                      | 1  |     |    |      |    |    |     |
| 5                | DUVNJAK Domagoj    | CB   | 1.98        | 248               | 755 | 4                      | 4  |     |    | 1    |    |    |     |
| 6                | SOSTARIC Mario     | RW   | 1.93        | 12                | 42  | 6                      | 23 | 10  |    |      |    |    |     |
| 18               | KARACIC Igor       | CB   | 1.91        | 116               | 291 | 6                      | 13 |     |    |      |    |    |     |
| 20               | MARAS Mateo        | RB   | 2.03        | 18                | 30  | 4                      | 6  |     |    | 1    |    |    |     |
| 21               | NACINOVIC Veron    | P    | 2.04        | 22                | 47  | 5                      | 16 |     | 1  | 5    |    |    |     |
| 25               | KUSAN Tomislav     | P    | 2.00        | 9                 | 15  | 4                      | 8  |     |    | 3    |    |    |     |
| 30               | MAMIC Marko        | LB   | 2.02        | 84                | 123 | 5                      |    |     |    | 1    |    |    |     |
| 33               | CINDRIC Luka       | CB   | 1.81        | 105               | 305 | 6                      | 13 |     |    |      |    |    |     |
| 41               | LUCIN Tin          | CB   | 1.96        | 29                | 78  | 6                      | 12 |     |    |      | 5  |    |     |
| 53               | SIPIC Marin        | P    | 1.90        | 63                | 118 | 6                      | 1  |     |    |      |    |    |     |
| 57               | GLAVAS Filip       | RW   | 1.84        | 34                | 111 | 6                      | 15 | 5   |    | 2    |    |    |     |
| 59               | KLARICA Luka Lovre | RB   | 1.98        | 17                | 43  | 6                      | 24 |     |    | 1    |    |    |     |
| 62               | JELINIC Marin      | LW   | 1.94        | 31                | 84  | 6                      | 20 |     |    | 1    |    |    |     |
| (NN)             | IVIC Filip         | GK   | 1.95        | 54                | 1   | 2                      |    |     |    |      |    | 5  |     |
| (NN)             | MARTINOVIC Ivan    | RB   | 1.94        | 38                | 164 | 2                      | 10 |     |    |      |    |    |     |
| (NN)             | SRNA Zvonimir      | LB   | 2.02        | 22                | 43  | 6                      | 20 |     | 1  | 5    | 1  |    |     |
| <b>Headcoach</b> | PERKOVAC Goran     |      |             | <b>Bench/Team</b> |     |                        |    |     |    |      |    |    |     |

| CRO Played |     |         |
|------------|-----|---------|
| PR         | ESP | 39 - 29 |
| PR         | AUT | 28 - 28 |
| PR         | ROU | 31 - 25 |
| MR         | FRA | 32 - 34 |
| MR         | HUN | 26 - 29 |
| MR         | ISL | 30 - 35 |
| MR         | GER | 24 JAN  |

**Notes:**  
Players below the bold line are not playing in this match.

| Legend:     |  |             |                      |
|-------------|--|-------------|----------------------|
| <b>(NN)</b> | Not nominated  | <b>2Min</b> | 2-Minute Suspensions |
| <b>CB</b>   | Centre Back  | <b>G</b>    | Goals                |
| <b>LW</b>   | Left Wing  | <b>MP</b>   | Matches Played       |
| <b>Pos</b>  | Position   | <b>PR</b>   | Preliminary Round    |
| <b>RC</b>   | Red Cards (Direct and after 3rd 2-Minute Suspension) | <b>RB</b>   | Right Back           |
| <b>YC</b>   | Yellow Cards   | <b>RW</b>   | Right Wing           |
|             |  | <b>7mG</b>  | 7-metre Goals        |
|             |  | <b>GK</b>   | Goalkeeper           |
|             |  | <b>MR</b>   | Main Round           |
|             |  | <b>LB</b>   | Left Back            |
|             |  | <b>P</b>    | Line Player          |
|             |  | <b>S</b>    | Saves                |

WED 24 JAN 2024  
Start Time: 20:30

### Main Round Group I

## Results

Match No: 47

## GER 24 - 30 CRO

(14 - 13) (10 - 17)

Cologne

Attendance: 19.750

Referees: MARIN LORENTE Andreu (ESP) / GARCIA SERRADILLA Ignacio (ESP)

### Germany

Coach: GISLASON Alfred

Time outs: 3

| No.    | Name               | Total |       |     | Goals / Shots |       |      |      |     |     |      | Punishments |    |    | TP |       |
|--------|--------------------|-------|-------|-----|---------------|-------|------|------|-----|-----|------|-------------|----|----|----|-------|
|        |                    | Goals | Shots | %   | 7m            | 6m    | Wing | BT   | FB  | FTO | 9m   | EG          | YC | RC |    | 2M    |
| 1      | SPÄTH David        |       |       |     |               |       |      |      |     |     |      |             |    |    |    | 30:00 |
| 3      | LICHTLEIN Nils     | 2     | 2     | 100 |               | 1/1   |      |      |     |     | 1/1  |             |    |    |    | 9:57  |
| 4      | GOLLA Johannes     | 4     | 5     | 80  |               | 4/5   |      |      |     |     |      |             | 1  |    |    | 32:47 |
| 11     | HEYMANN Sebastian  | 4     | 8     | 50  |               | 1/1   |      | 1/3  |     | 2/4 |      |             |    |    | 1  | 43:46 |
| 14     | FISCHER Justus     | 1     | 4     | 25  |               | 1/4   |      |      |     |     |      |             |    |    |    | 20:02 |
| 15     | KNORR Juri         | 3     | 6     | 50  | 0/1           | 2/2   |      |      |     |     | 1/3  |             |    |    |    | 21:54 |
| 18     | KÖSTER Julian      | 2     | 5     | 40  |               |       |      | 1/1  |     | 1/1 | 0/3  |             |    |    |    | 26:10 |
| 20     | WEBER Philipp      | 0     | 1     | 0   |               |       |      | 0/1  |     |     |      |             |    |    |    | 4:03  |
| 23     | USCINS Renars      | 2     | 6     | 33  |               | 0/1   |      | 2/4  |     |     | 0/1  |             |    |    |    | 35:50 |
| 25     | HÄFNER Kai         | 1     | 3     | 33  |               |       |      | 1/1  |     |     | 0/2  |             |    |    |    | 16:50 |
| 33     | WOLFF Andreas      |       |       |     |               |       |      |      |     |     |      |             |    |    |    | 28:30 |
| 34     | DAHMKKE Rune       | 3     | 5     | 60  |               |       | 3/4  |      | 0/1 |     |      |             |    |    |    | 29:51 |
| 36     | MERTENS Lukas      | 0     | 2     | 0   |               |       | 0/2  |      |     |     |      |             |    |    |    | 30:00 |
| 44     | STEINERT Christoph | 0     | 2     | 0   |               |       | 0/2  |      |     |     |      |             |    |    | 1  | 33:43 |
| 73     | KASTENING Timo     | 1     | 3     | 33  | 1/2           |       | 0/1  |      |     |     |      |             |    |    |    | 31:02 |
| 80     | KOHLBACHER Jannik  | 1     | 3     | 33  |               | 1/3   |      |      |     |     |      |             |    |    |    | 25:35 |
| Totals |                    | 24    | 55    | 44  | 1/3           | 10/17 | 3/9  | 5/10 | 0/1 | 1/1 | 4/14 |             | 1  |    | 2  | 60:00 |

| No.    | Name          | Total |       |    | Saves / Shots |      |      |     |     |     |      |  |
|--------|---------------|-------|-------|----|---------------|------|------|-----|-----|-----|------|--|
|        |               | Saves | Shots | %  | 7m            | 6m   | Wing | BT  | FB  | FTO | 9m   |  |
| 1      | SPÄTH David   | 8     | 25    | 32 | 0/1           | 3/6  |      | 0/2 | 2/4 |     | 3/12 |  |
| 33     | WOLFF Andreas | 6     | 19    | 32 | 0/1           | 3/8  |      |     | 0/2 |     | 3/8  |  |
| Totals |               | 14    | 44    | 32 | 0/2           | 6/14 |      | 0/2 | 2/6 |     | 6/20 |  |

### Croatia

Coach: PERKOVAC Goran

Time outs: 2

| No.    | Name               | Total |       |     | Goals / Shots |      |      |     |     |     |       | Punishments |    |    | TP |       |
|--------|--------------------|-------|-------|-----|---------------|------|------|-----|-----|-----|-------|-------------|----|----|----|-------|
|        |                    | Goals | Shots | %   | 7m            | 6m   | Wing | BT  | FB  | FTO | 9m    | EG          | YC | RC |    | 2M    |
| 1      | KUZMANOVIC Dominik |       |       |     |               |      |      |     |     |     |       |             |    |    |    | 57:18 |
| 2      | MIHIC Lovro        | 1     | 2     | 50  |               |      |      |     | 1/2 |     |       |             |    |    |    | 28:18 |
| 5      | DUVNJAK Domagoj    | 4     | 7     | 57  |               | 0/1  |      |     |     | 4/6 |       |             |    |    |    | 28:14 |
| 6      | SOSTARIC Mario     | 2     | 3     | 67  | 1/1           |      |      |     | 1/2 |     |       |             |    |    |    | 30:00 |
| 12     | MANDIC Matej       |       |       |     |               |      |      |     |     |     |       |             |    |    |    | 0:00  |
| 18     | KARACIC Igor       | 6     | 10    | 60  |               | 2/3  |      | 2/2 |     |     | 2/5   |             |    |    |    | 34:28 |
| 20     | MARAS Mateo        | 3     | 5     | 60  |               |      |      |     |     |     | 3/5   |             |    | 2  |    | 20:27 |
| 21     | NACINOVIC Veron    | 3     | 4     | 75  |               | 2/3  |      |     |     | 1/1 |       |             |    |    |    | 35:28 |
| 25     | KUSAN Tomislav     | 1     | 2     | 50  |               | 1/2  |      |     |     |     |       |             |    |    |    | 24:32 |
| 30     | MAMIC Marko        | 0     | 2     | 0   |               |      |      |     |     |     | 0/2   |             |    |    | 1  | 29:02 |
| 33     | CINDRIC Luka       | 1     | 4     | 25  |               | 1/1  |      |     |     |     | 0/3   |             |    |    |    | 32:38 |
| 41     | LUCIN Tin          | 0     | 3     | 0   |               | 0/2  |      |     |     |     |       |             |    |    |    | 5:42  |
| 53     | SIPIC Marin        |       |       |     |               |      |      |     |     |     |       |             |    |    |    | 0:00  |
| 57     | GLAVAS Filip       | 3     | 4     | 75  | 1/1           | 1/1  |      |     | 1/1 |     |       | 0/1         |    |    |    | 29:03 |
| 59     | KLARICA Luka Lovre | 4     | 6     | 67  |               |      |      |     |     |     | 4/6   |             |    |    |    | 34:50 |
| 62     | JELINIC Marin      | 2     | 2     | 100 |               | 1/1  |      |     | 1/1 |     |       |             |    |    |    | 30:00 |
| Totals |                    | 30    | 54    | 56  | 2/2           | 8/14 |      | 2/2 | 4/6 |     | 14/29 | 0/1         |    |    | 3  | 60:00 |

| No.    | Name               | Total |       |    | Saves / Shots |      |      |     |     |     |      |  |
|--------|--------------------|-------|-------|----|---------------|------|------|-----|-----|-----|------|--|
|        |                    | Saves | Shots | %  | 7m            | 6m   | Wing | BT  | FB  | FTO | 9m   |  |
| 1      | KUZMANOVIC Dominik | 22    | 46    | 48 | 2/3           | 5/15 | 5/8  | 2/7 | 1/1 | 0/1 | 7/11 |  |
| 12     | MANDIC Matej       |       |       |    |               |      |      |     |     |     |      |  |
| Totals |                    | 22    | 46    | 48 | 2/3           | 5/15 | 5/8  | 2/7 | 1/1 | 0/1 | 7/11 |  |

### Attacks

| Team | All    |    | Player Majority |    | Player Minority |    | Position Attacks |    | FB     |    | Ind. FB |   | Team FB |    | TO | TO % |
|------|--------|----|-----------------|----|-----------------|----|------------------|----|--------|----|---------|---|---------|----|----|------|
|      | G/Att. | %  | G/Att.          | %  | G/Att.          | %  | G/Att.           | %  | G/Att. | %  | G/Att.  | % | G/Att.  | %  |    |      |
| GER  | 24/59  | 41 | 4/7             | 57 | 0/1             | 0  | 23/56            | 41 | 0/2    | 0  |         |   | 0/2     | 0  | 8  | 14   |
| CRO  | 30/59  | 51 | 1/2             | 50 | 2/5             | 40 | 26/51            | 51 | 4/7    | 57 |         |   | 4/7     | 57 | 11 | 19   |

### RUNNING SCORE

#### GER - CRO

| 1st Half    |             |
|-------------|-------------|
| 0 (1') 1    | KLARICA L   |
| 1 (2') 1    | KNORR J     |
| 2 (3') 1    | GOLLA J     |
| 2 (4') 2    | GLAVAS F    |
| 3 (4') 2    | HÄFNER K    |
| 3 (4') 3    | JELINIC M   |
| 4 (5') 3    | DAHMKKE R   |
| 5 (6') 3    | GOLLA J     |
| 5 (7') 4    | KLARICA L   |
| 5 (10') 5   | CINDRIC L   |
| 5 (11') 6   | NACINOVIC V |
| 6 (11') 6   | KÖSTER J    |
| 6 (14') 7   | GLAVAS F    |
| 6 (17') 8   | GLAVAS F    |
| 7 (19') 8   | DAHMKKE R   |
| 8 (19') 8   | USCINS R    |
| 8 (20') 9   | JELINIC M   |
| 8 (21') 10  | KUSAN T     |
| 9 (21') 10  | HEYMANN S   |
| 9 (22') 11  | DUVNJAK D   |
| 10 (23') 11 | DAHMKKE R   |
| 10 (24') 12 | DUVNJAK D   |
| 10 (25') 13 | DUVNJAK D   |
| 11 (26') 13 | USCINS R    |
| 12 (27') 13 | HEYMANN S   |
| 13 (27') 13 | FISCHER J   |
| 14 (28') 13 | HEYMANN S   |

#### 2nd Half

|             |              |
|-------------|--------------|
| 14 (32') 14 | NACINOVIC V  |
| 15 (33') 14 | LICHTLEIN N  |
| 15 (34') 15 | KLARICA L    |
| 15 (37') 16 | KARACIC I    |
| 15 (39') 17 | MARAS M      |
| 16 (40') 17 | LICHTLEIN N  |
| 17 (41') 17 | KASTENING T  |
| 17 (42') 18 | SOSTARIC M   |
| 18 (44') 18 | KOHLBACHER J |
| 18 (44') 19 | KARACIC I    |
| 19 (45') 19 | HEYMANN S    |
| 19 (46') 20 | KARACIC I    |
| 19 (46') 21 | KLARICA L    |
| 19 (47') 22 | NACINOVIC V  |
| 19 (48') 23 | MIHIC L      |
| 19 (49') 24 | MARAS M      |
| 19 (50') 25 | KARACIC I    |
| 20 (51') 25 | GOLLA J      |
| 21 (52') 25 | GOLLA J      |
| 21 (53') 26 | DUVNJAK D    |
| 22 (53') 26 | KNORR J      |
| 22 (55') 27 | MARAS M      |
| 22 (55') 28 | KARACIC I    |
| 23 (56') 28 | KÖSTER J     |
| 23 (57') 29 | KARACIC I    |
| 23 (60') 30 | SOSTARIC M   |
| 24 (60') 30 | KNORR J      |

| Legend: |  |        |                      |      |               |     |                       |  |  |  |  |  |  |
|---------|--|--------|----------------------|------|---------------|-----|-----------------------|--|--|--|--|--|--|
| %       | Efficiency   | 2M     | 2-Minute Suspensions | 6m   | 6-metre Shots | 7m  | 7-metre Penalty Shots |  |  |  |  |  |  |
| 9m      | 9-metre Shots  | BT     | Breakthroughs        | EG   | Empty Goal    | FB  | Fast Breaks           |  |  |  |  |  |  |
| FTO     | Fast Throw off                                       | G/Att. | Goals/Attacks        | Ind. | Individual    | No. | Uniform Number        |  |  |  |  |  |  |
| RC      | Red Cards (Direct and after 3rd 2-Minute Suspension) | TO     | Turnover             | TP   | Time Played   |     |                       |  |  |  |  |  |  |
| Wing    | Wing Shots   | YC     | Yellow Cards         |      |               |     |                       |  |  |  |  |  |  |

WED 24 JAN 2024  
Start Time: 20:30

**Main Round Group I**

**Match Team Statistics**

Cologne

Match No: 47

**GER 24 - 30 CRO**

(14 - 13) (10 - 17)

Referees: MARIN LORENTE Andreu (ESP) / GARCIA SERRADILLA Ignacio (ESP)

**GER - Germany**

Coach: GISLASON Alfred (ISL)

Time outs: 3

| No.    | Name               | Total |       |     | All Goals / Shots |     |       |      |      |     |     |      | Punishments |    |    |    | Offence |    |       | Defence |    |    | TP    |       |
|--------|--------------------|-------|-------|-----|-------------------|-----|-------|------|------|-----|-----|------|-------------|----|----|----|---------|----|-------|---------|----|----|-------|-------|
|        |                    | Goals | Shots | %   | 7m                | 7m% | 6m    | Wing | BT   | FB  | FTO | 9m   | EG          | YC | RC | 2M | 2+2     | AS | R7    | TO/TF   | ST | BS |       | P7    |
| 1      | SPÄTH David        |       |       |     |                   |     |       |      |      |     |     |      |             |    |    |    |         |    |       |         |    |    |       | 30:00 |
| 3      | LICHTLEIN Nils     | 2     | 2     | 100 |                   |     | 1/1   |      |      |     | 1/1 |      |             |    |    |    |         | 1  |       | 1       |    |    |       | 9:57  |
| 4      | GOLLA Johannes     | 4     | 5     | 80  |                   |     | 4/5   |      |      |     |     |      |             | 1  |    |    |         |    |       |         | 2  |    |       | 32:47 |
| 11     | HEYMANN Sebastian  | 4     | 8     | 50  |                   |     | 1/1   |      | 1/3  |     | 2/4 |      |             |    | 1  |    | 2       |    | 1 / 2 | 1       |    | 2  | 43:46 |       |
| 14     | FISCHER Justus     | 1     | 4     | 25  |                   |     | 1/4   |      |      |     |     |      |             |    |    |    |         |    |       |         | 1  |    | 20:02 |       |
| 15     | KNORR Juri         | 3     | 6     | 50  | 0/1               | 0   | 2/2   |      |      |     | 1/3 |      |             |    |    |    | 3       |    | 2     |         |    |    | 21:54 |       |
| 18     | KÖSTER Julian      | 2     | 5     | 40  |                   |     |       |      | 1/1  |     | 1/1 | 0/3  |             |    |    |    | 1       | 1  |       |         | 3  |    | 26:10 |       |
| 20     | WEBER Philipp      | 0     | 1     | 0   |                   |     |       |      | 0/1  |     |     |      |             |    |    |    | 1       |    |       |         |    |    | 4:03  |       |
| 23     | USCINS Renars      | 2     | 6     | 33  |                   |     | 0/1   |      | 2/4  |     | 0/1 |      |             |    |    |    | 3       | 1  | 2     |         |    |    | 35:50 |       |
| 25     | HÄFNER Kai         | 1     | 3     | 33  |                   |     |       |      | 1/1  |     | 0/2 |      |             |    |    |    | 2       | 1  |       |         | 1  |    | 16:50 |       |
| 33     | WOLFF Andreas      |       |       |     |                   |     |       |      |      |     |     |      |             |    |    |    |         |    |       |         |    |    | 28:30 |       |
| 34     | DAHMKKE Rune       | 3     | 5     | 60  |                   |     |       | 3/4  |      | 0/1 |     |      |             |    |    |    |         |    |       |         |    |    | 29:51 |       |
| 36     | MERTENS Lukas      | 0     | 2     | 0   |                   |     |       | 0/2  |      |     |     |      |             |    |    |    |         |    |       |         |    |    | 30:00 |       |
| 44     | STEINERT Christoph | 0     | 2     | 0   |                   |     |       | 0/2  |      |     |     |      |             |    | 1  |    |         |    |       |         |    |    | 33:43 |       |
| 73     | KASTENING Timo     | 1     | 3     | 33  | 1/2               | 50  |       | 0/1  |      |     |     |      |             |    |    |    |         |    |       |         | 1  |    | 31:02 |       |
| 80     | KOHLBACHER Jannik  | 1     | 3     | 33  |                   |     | 1/3   |      |      |     |     |      |             |    |    |    |         |    |       |         |    |    | 25:35 |       |
| Totals |                    | 24    | 55    | 44  | 1/3               | 33  | 10/17 | 3/9  | 5/10 | 0/1 | 1/1 | 4/14 |             | 1  | 2  |    | 13      | 3  | 6 / 2 | 3       | 6  | 2  |       |       |

| No.    | Name          | Total |       |    | All Saves / Shots |     |      |      |     |     |     |      |     |      |     |
|--------|---------------|-------|-------|----|-------------------|-----|------|------|-----|-----|-----|------|-----|------|-----|
|        |               | Saves | Shots | %  | 7m                | 7m% | 6m   | Wing | BT  | FB  | FTO | 9m   | 9m% | NS   | NS% |
| 1      | SPÄTH David   | 8     | 25    | 32 | 0/1               | 0   | 3/6  |      | 0/2 | 2/4 |     | 3/12 | 25  | 3/8  | 38  |
| 33     | WOLFF Andreas | 6     | 19    | 32 | 0/1               | 0   | 3/8  |      | 0/2 |     | 3/8 | 38   | 3/8 | 38   |     |
| Totals |               | 14    | 44    | 32 | 0/2               | 0   | 6/14 |      | 0/2 | 2/6 |     | 6/20 | 30  | 6/16 | 38  |

**Attacks**

| Team | All    |    | Player Majority |    | Player Minority |   | Position Attacks |    | FB     |   | Ind. FB |   | Team FB |   | TO | TO % |
|------|--------|----|-----------------|----|-----------------|---|------------------|----|--------|---|---------|---|---------|---|----|------|
|      | G/Att. | %  | G/Att.          | %  | G/Att.          | % | G/Att.           | %  | G/Att. | % | G/Att.  | % | G/Att.  | % |    |      |
| GER  | 24/59  | 41 | 4/7             | 57 | 0/1             | 0 | 23/56            | 41 | 0/2    | 0 |         |   | 0/2     | 0 | 8  | 14   |

**Team Shots**

|                   | Goals | Saves | Missed | Post | Blocked | Total | %      | Prop % |
|-------------------|-------|-------|--------|------|---------|-------|--------|--------|
| 6m Shots          | 10    | 5     | 1      | 1    |         | 17    | 59     | 31     |
| Wing Shots        | 3     | 5     |        | 1    |         | 9     | 33     | 16     |
| L R               | 3     | 2 3   |        | 1    |         | 5 4   | 60 0   | 9 7    |
| 9m Shots          | 4     | 7     |        |      | 3       | 14    | 29     | 25     |
| L C R             | 4     | 3 3 1 |        |      | 1 2     | 4 7 3 | 0 57 0 | 7 13 5 |
| 7m Penalty Throws | 1     | 2     |        |      |         | 3     | 33     | 5      |
| Fast Breaks       |       | 1     |        |      |         | 1     | 0      | 2      |
| Breakthroughs     | 5     | 2     | 1      | 2    |         | 10    | 50     | 18     |
| Totals            | 24    | 22    | 2      | 4    | 3       | 55    | 44     | 100    |

| Legend: |               |      |  |     |                        |        |                           |      |                        |
|---------|---------------|------|--|-----|------------------------|--------|---------------------------|------|------------------------|
| %       | Efficiency    | 2M   | 2-Minute Suspensions                                 | 2+2 | 2+2 Minute Suspensions | 6m     | 6-metre Shots             | 7m   | 7-metre Penalty Shots  |
| 9m      | 9-metre Shots | AS   | Assists  | BS  | Blocked Shots          | BT     | Breakthroughs             | C    | Center                 |
| EG      | Empty Goal    | FB   | Fast Breaks  | FTO | Fast Throw off         | G/Att. | Goals/Attacks             | Ind. | Individual             |
| L       | Left          | NS   | Near Shots   | P7  | Penalty 7-metre Fouls  | Prop % | Proportion of Goals       | R7   | Received 7-metre Fouls |
| R       | Right         | RC   | Red Cards (Direct and after 3rd 2-Minute Suspension) | ST  | Steals                 | TO/TF  | Turnover/Technical Faults |      |                        |
| TP      | Time Played   | Wing | Wing Shots   | YC  | Yellow Cards           |        |                           |      |                        |

## Match Team Statistics

Match No: 47

Cologne

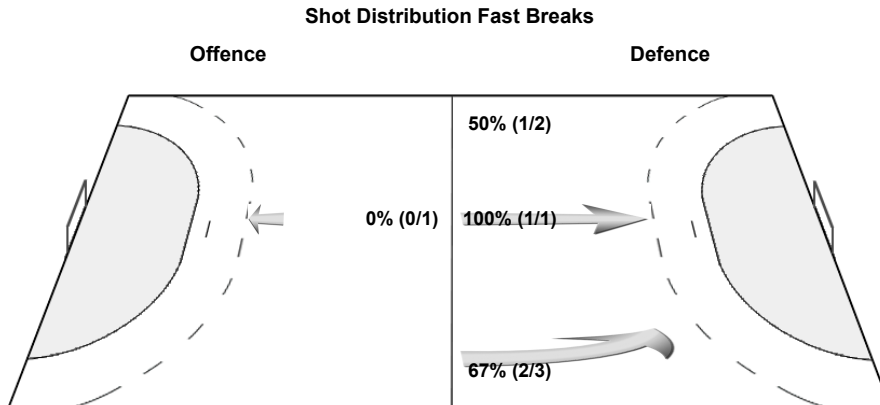
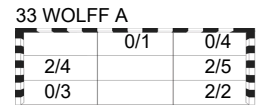
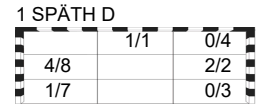
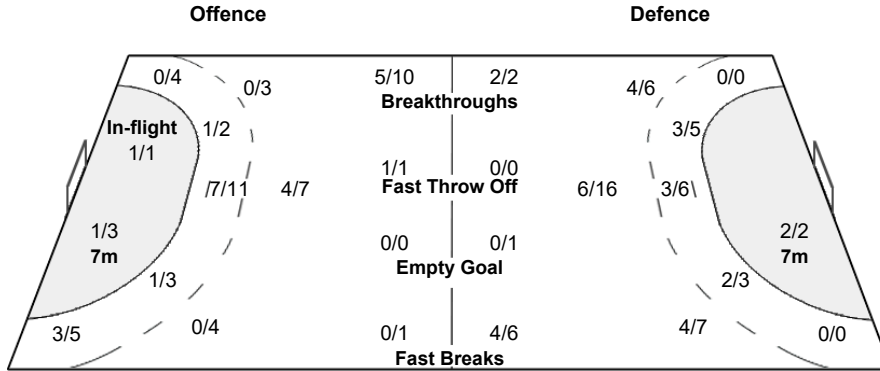
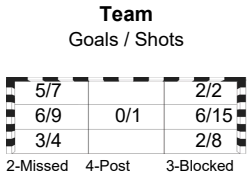
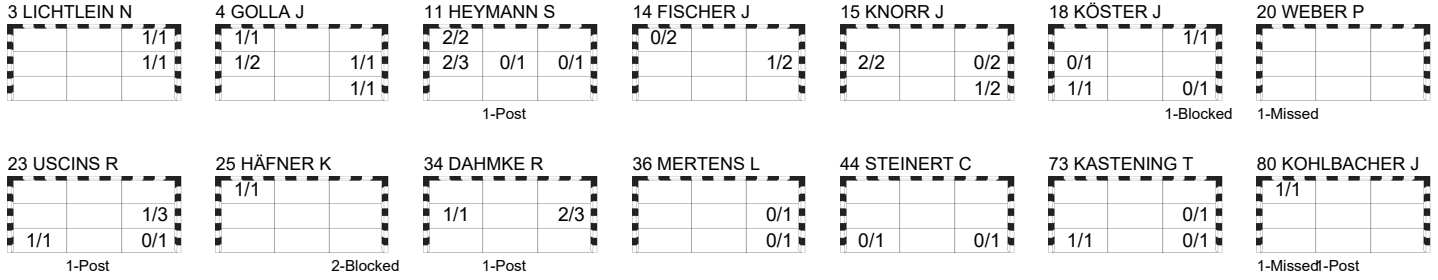
### GER 24 - 30 CRO

(14 - 13) (10 - 17)

Referees: MARIN LORENTE Andreu (ESP) / GARCIA SERRADILLA Ignacio (ESP)

### GER - Germany

### OverView of Shot Distribution



WED 24 JAN 2024  
Start Time: 20:30

**Main Round Group I**

**Match Team Statistics**

Match No: 47

Cologne

**GER 24 - 30 CRO**

(14 - 13) (10 - 17)

**Referees:** MARIN LORENTE Andreu (ESP) / GARCIA SERRADILLA Ignacio (ESP)

**CRO - Croatia**

Coach: PERKOVAC Goran

Time outs: 2

| No.    | Name               | Total |       |     | All Goals / Shots |     |      |      |     |     |     |       |     | Punishments |    |    |     | Offence |     |       | Defence |    |       | TP    |  |
|--------|--------------------|-------|-------|-----|-------------------|-----|------|------|-----|-----|-----|-------|-----|-------------|----|----|-----|---------|-----|-------|---------|----|-------|-------|--|
|        |                    | Goals | Shots | %   | 7m                | 7m% | 6m   | Wing | BT  | FB  | FTO | 9m    | EG  | YC          | RC | 2M | 2+2 | AS      | R7  | TO/TF | ST      | BS | P7    |       |  |
| 1      | KUZMANOVIC Dominik |       |       |     |                   |     |      |      |     |     |     |       |     |             |    |    |     | 1       | 1   |       |         |    |       | 57:18 |  |
| 2      | MIHIC Lovro        | 1     | 2     | 50  |                   |     |      |      |     | 1/2 |     |       |     |             |    |    |     |         |     |       |         |    | 1     | 28:18 |  |
| 5      | DUVNJAK Domagoj    | 4     | 7     | 57  |                   |     | 0/1  |      |     |     | 4/6 |       |     |             |    |    |     |         | 3   |       |         |    |       | 28:14 |  |
| 6      | SOSTARIC Mario     | 2     | 3     | 67  | 1/1               | 100 |      |      |     | 1/2 |     |       |     |             |    |    |     |         |     |       |         | 1  | 30:00 |       |  |
| 12     | MANDIC Matej       |       |       |     |                   |     |      |      |     |     |     |       |     |             |    |    |     |         |     |       |         |    |       | 0:00  |  |
| 18     | KARACIC Igor       | 6     | 10    | 60  |                   |     | 2/3  |      | 2/2 |     | 2/5 |       |     |             |    |    | 1   | 1       | / 4 |       |         |    |       | 34:28 |  |
| 20     | MARAS Mateo        | 3     | 5     | 60  |                   |     |      |      |     |     | 3/5 |       |     |             | 2  |    |     |         | / 1 |       | 1       |    |       | 20:27 |  |
| 21     | NACINOVIC Veron    | 3     | 4     | 75  |                   |     | 2/3  |      |     |     | 1/1 |       |     |             |    |    |     |         | 1   |       |         |    |       | 35:28 |  |
| 25     | KUSAN Tomislav     | 1     | 2     | 50  |                   |     | 1/2  |      |     |     |     |       |     |             |    |    | 1   | 1       |     |       | 1       |    |       | 24:32 |  |
| 30     | MAMIC Marko        | 0     | 2     | 0   |                   |     |      |      |     |     | 0/2 |       |     |             | 1  |    |     |         |     |       |         | 1  | 1     | 29:02 |  |
| 33     | CINDRIC Luka       | 1     | 4     | 25  |                   |     | 1/1  |      |     |     | 0/3 |       |     |             |    |    |     |         | 3   |       |         |    |       | 32:38 |  |
| 41     | LUCIN Tin          | 0     | 3     | 0   |                   |     | 0/2  |      |     |     | 0/1 |       |     |             |    |    |     |         | 2   |       |         |    |       | 5:42  |  |
| 53     | SIPIC Marin        |       |       |     |                   |     |      |      |     |     |     |       |     |             |    |    |     |         |     |       |         |    |       | 0:00  |  |
| 57     | GLAVAS Filip       | 3     | 4     | 75  | 1/1               | 100 | 1/1  |      |     | 1/1 |     | 0/1   |     |             |    |    |     |         | 1   |       |         |    |       | 29:03 |  |
| 59     | KLARICA Luka Lovre | 4     | 6     | 67  |                   |     |      |      |     |     | 4/6 |       |     |             |    |    |     |         | 2   |       |         | 1  |       | 34:50 |  |
| 62     | JELINIC Marin      | 2     | 2     | 100 |                   |     | 1/1  |      |     | 1/1 |     |       |     |             |    |    |     |         | 1   |       |         |    |       | 30:00 |  |
| Totals |                    | 30    | 54    | 56  | 2/2               | 100 | 8/14 |      | 2/2 | 4/6 |     | 14/29 | 0/1 |             |    | 3  |     |         | 11  | 2     | 6 / 5   | 1  | 3     | 3     |  |

| No.    | Name               | Total |       |    | All Saves / Shots |     |      |      |     |     |     |      |     |       |     |
|--------|--------------------|-------|-------|----|-------------------|-----|------|------|-----|-----|-----|------|-----|-------|-----|
|        |                    | Saves | Shots | %  | 7m                | 7m% | 6m   | Wing | BT  | FB  | FTO | 9m   | 9m% | NS    | NS% |
| 1      | KUZMANOVIC Dominik | 22    | 46    | 48 | 2/3               | 67  | 5/15 | 5/8  | 2/7 | 1/1 | 0/1 | 7/11 | 64  | 12/30 | 40  |
| 12     | MANDIC Matej       |       |       |    |                   |     |      |      |     |     |     |      |     |       |     |
| Totals |                    | 22    | 46    | 48 | 2/3               | 67  | 5/15 | 5/8  | 2/7 | 1/1 | 0/1 | 7/11 | 64  | 12/30 | 40  |

**Attacks**

| Team | All    |    | Player Majority |    | Player Minority |    | Position Attacks |    | FB     |    | Ind. FB |   | Team FB |    | TO | TO % |
|------|--------|----|-----------------|----|-----------------|----|------------------|----|--------|----|---------|---|---------|----|----|------|
|      | G/Att. | %  | G/Att.          | %  | G/Att.          | %  | G/Att.           | %  | G/Att. | %  | G/Att.  | % | G/Att.  | %  |    |      |
| CRO  | 30/59  | 51 | 1/2             | 50 | 2/5             | 40 | 26/51            | 51 | 4/7    | 57 |         |   | 4/7     | 57 | 11 | 19   |

**Team Shots**

|                   | Goals | Saves | Missed | Post | Blocked | Total  | %        | Prop %   |
|-------------------|-------|-------|--------|------|---------|--------|----------|----------|
| 6m Shots          | 8     | 6     |        |      |         | 14     | 57       | 26       |
| Wing Shots        |       |       |        |      |         |        |          | 0        |
| L R               |       |       |        |      |         |        |          | 0 0      |
| 9m Shots          | 14    | 6     | 2      | 1    | 6       | 29     | 48       | 54       |
| L C R             | 4 6 4 | 5 1   | 1 1    | 1    | 1 5     | 7 16 6 | 57 38 67 | 13 30 11 |
| 7m Penalty Throws | 2     |       |        |      |         | 2      | 100      | 4        |
| Fast Breaks       | 4     | 2     |        |      |         | 6      | 67       | 11       |
| Breakthroughs     | 2     |       |        |      |         | 2      | 100      | 4        |
| Totals            | 30    | 14    | 3      | 1    | 6       | 54     | 56       | 100      |

| Legend: |               |      |  |     |                        |        |                           |      |                        |
|---------|---------------|------|--|-----|------------------------|--------|---------------------------|------|------------------------|
| %       | Efficiency    | 2M   | 2-Minute Suspensions                                 | 2+2 | 2+2 Minute Suspensions | 6m     | 6-metre Shots             | 7m   | 7-metre Penalty Shots  |
| 9m      | 9-metre Shots | AS   | Assists  | BS  | Blocked Shots          | BT     | Breakthroughs             | C    | Center                 |
| EG      | Empty Goal    | FB   | Fast Breaks  | FTO | Fast Throw off         | G/Att. | Goals/Attacks             | Ind. | Individual             |
| L       | Left          | NS   | Near Shots   | P7  | Penalty 7-metre Fouls  | Prop % | Proportion of Goals       | R7   | Received 7-metre Fouls |
| R       | Right         | RC   | Red Cards (Direct and after 3rd 2-Minute Suspension) | ST  | Steals                 | TO/TF  | Turnover/Technical Faults |      |                        |
| TP      | Time Played   | Wing | Wing Shots   | YC  | Yellow Cards           |        |                           |      |                        |

WED 24 JAN 2024  
Start Time: 20:30

### Main Round Group I

Cologne

## Match Team Statistics

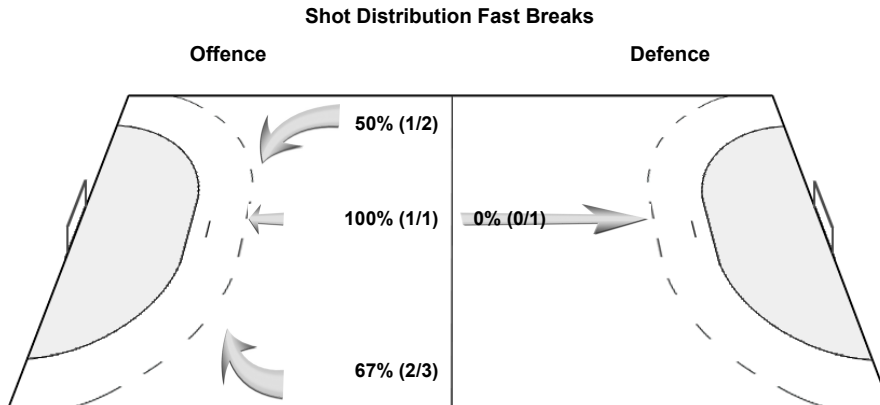
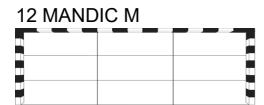
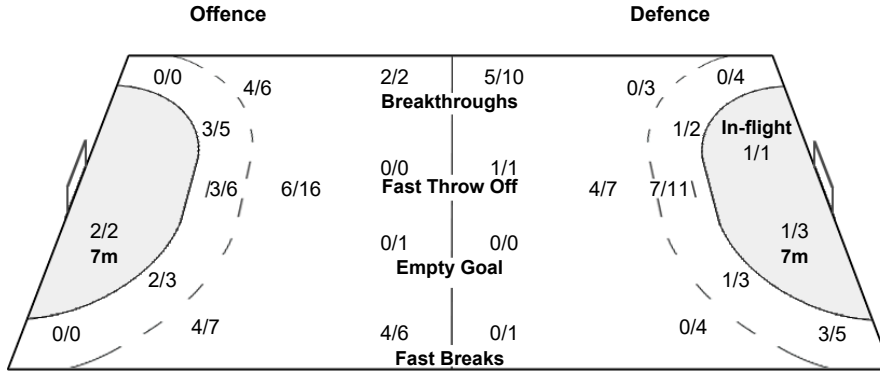
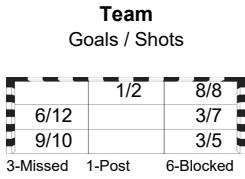
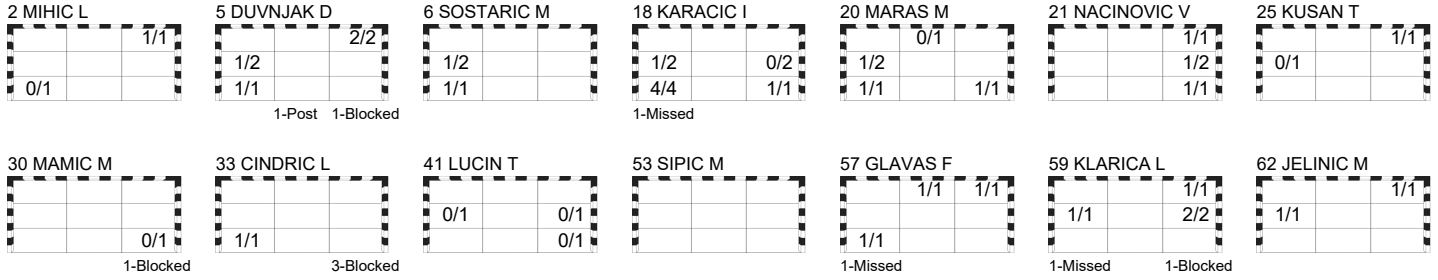
Match No: 47

**GER 24 - 30 CRO**  
(14 - 13) (10 - 17)

Referees: MARIN LORENTE Andreu (ESP) / GARCIA SERRADILLA Ignacio (ESP)

### CRO - Croatia

### OverView of Shot Distribution



## Play by Play

Match No: 47

### GER 24 - 30 CRO

(14 - 13) (10 - 17)

Referees: MARIN LORENTE Andreu (ESP) / GARCIA SERRADILLA Ignacio (ESP)

|            |                      |                       |                       |                     |
|------------|----------------------|-----------------------|-----------------------|---------------------|
| <b>GER</b> | 1 SPÄTH David        | 3 LICHTLEIN Nils      | 4 GOLLA Johannes      | A GISLASON Alfred   |
|            | 11 HEYMANN Sebastian | 14 FISCHER Justus     | 15 KNORR Juri         | B WUDTKE Erik       |
|            | 18 KÖSTER Julian     | 20 WEBER Philipp      | 23 USCINS Renars      | C ANDERSSON Mattias |
|            | 25 HÄFNER Kai        | 33 WOLFF Andreas      | 34 DAHMKE Rune        | E GRÄSCHUS Peter    |
|            | 36 MERTENS Lukas     | 44 STEINERT Christoph | 73 KASTENING Timo     |                     |
|            | 80 KOHLBACHER Jannik |                       |                       |                     |
| <b>CRO</b> | 1 KUZMANOVIC Dominik | 2 MIHIC Lovro         | 5 DUVNJAK Domagoj     | B PERKOVAC Goran    |
|            | 6 SOSTARIC Mario     | 12 MANDIC Matej       | 18 KARACIC Igor       | C MATOSEVIC Valter  |
|            | 20 MARAS Mateo       | 21 NACINOVIC Veron    | 25 KUSAN Tomislav     | D KERCEL Zeljko     |
|            | 30 MAMIC Marko       | 33 CINDRIC Luka       | 41 LUCIN Tin          | F MARAS Ivica       |
|            | 53 SIPIC Marin       | 57 GLAVAS Filip       | 59 KLARICA Luka Lovre |                     |
|            | 62 JELINIC Marin     |                       |                       |                     |

### 1st HALF

| Match Time | GER - Germany  | Score | Lead | CRO - Croatia  |
|------------|--|-------|------|--|
| 0:00       | 33 WOLFF A Goalkeeper  |       |      | 1 KUZMANOVIC D Goalkeeper  |
| 0:34       |  |       |      | 41 LUCIN T Shot centre 9m saved middle left                            |
| 0:57       |  | 0 - 1 | -1   | 59 KLARICA L Goal right 9m middle right, 100.15 km/h                   |
| 1:36       | 18 KÖSTER J Shot centre 9m saved bottom right                      |       |      |  |
| 1:54       | 15 KNORR J Goal centre 9m bottom right, 114.96 km/h                | 1 - 1 | 0    |  |
| 2:25       |  |       |      | 21 NACINOVIC V Shot right 6m saved middle right                        |
| 2:35       | 4 GOLLA J Goal centre 6m middle left (18 KÖSTER J), 75.41 km/h     | 2 - 1 | +1   |  |
| 3:14       |  | 2 - 2 | 0    | 57 GLAVAS F Goal left 6m top right (41 LUCIN T)                        |
| 3:28       | 25 HÄFNER K Goal breakthrough top left, 103.99 km/h                | 3 - 2 | +1   |  |
| 3:37       |  | 3 - 3 | 0    | 62 JELINIC M Goal fast break top right (41 LUCIN T), 66.42 km/h        |
| 4:10       | 4 GOLLA J Shot centre 6m saved middle left                         |       |      |  |
| 4:22       | 25 HÄFNER K Steal  |       |      | 1 KUZMANOVIC D Turnover  |
| 4:29       | 34 DAHMKE R Goal left wing middle right (25 HÄFNER K), 114.14 km/h | 4 - 3 | +1   |  |
| 4:42       |  |       |      | 41 LUCIN T Shot centre 6m saved middle right                           |
| 5:07       |  |       |      | 41 LUCIN T Shot right 6m saved bottom right                            |
| 5:57       | 4 GOLLA J Goal right 6m bottom right (25 HÄFNER K)                 | 5 - 3 | +2   |  |
| 6:36       | 4 GOLLA J Warning (yellow card)                                    |       |      |  |
| 6:45       |  | 5 - 4 | +1   | 59 KLARICA L Goal left 9m middle right, 112.80 km/h                    |
| 7:17       | 44 STEINERT C Shot right wing saved bottom left                    |       |      |  |
| 7:45       |  |       |      | 30 MAMIC M Shot centre 9m saved bottom right                           |
| 8:14       | 18 KÖSTER J Block  |       |      | 33 CINDRIC L Shot centre 9m blocked                                    |
| 8:23       | 34 DAHMKE R Shot fast break saved middle right                     |       |      |  |
| 8:39       | 4 GOLLA J Block  |       |      | 30 MAMIC M Shot centre 9m blocked                                      |
| 9:20       |  | 5 - 5 | 0    | 33 CINDRIC L Goal right 6m bottom left                                 |
| 9:53       | 25 HÄFNER K Shot right 9m blocked                                  |       |      | 30 MAMIC M Block   |
| 10:47      |  | 5 - 6 | -1   | 21 NACINOVIC V Goal centre 6m middle right (33 CINDRIC L), 101.65 km/h |
| 10:55      | 18 KÖSTER J Goal fast throw off top right, 111.17 km/h             | 6 - 6 | 0    |  |
| 11:26      |  |       |      | 18 KARACIC I Technical Fault   |
| 12:10      | 25 HÄFNER K 7m received  |       |      | 30 MAMIC M 7m caused   |
| 12:25      | 15 KNORR J Penalty shot saved bottom right                         |       |      |  |
| 13:27      | 44 STEINERT C 2-minutes suspension                                 |       |      |  |
| 13:28      |  |       |      |  |
| 13:41      | 11 HEYMANN S 7m caused   |       |      | 18 KARACIC I 7m received   |
| 13:42      | 11 HEYMANN S 2-minutes suspension                                  |       |      |  |
| 13:42      |  | 6 - 7 | -1   | 57 GLAVAS F Goal Penalty shot top centre (18 KARACIC I), 75.23 km/h    |
| 13:58      | 18 KÖSTER J for 33 WOLFF A Empty goal                              |       |      |  |
| 14:47      | 34 DAHMKE R Shot right wing post                                   |       |      |  |
| 14:49      |  |       |      | 57 GLAVAS F Shot empty goal missed                                     |
| 14:49      | 33 WOLFF A for 15 KNORR J Goalkeeper back                          |       |      |  |
| 15:08      | 15 KNORR J for 33 WOLFF A Empty goal                               |       |      |  |
| 15:43      |  |       |      |  |
| 15:45      | 18 KÖSTER J Shot left 9m saved middle left                         |       |      |  |
| 15:47      | 33 WOLFF A for 11 HEYMANN S Goalkeeper back                        |       |      |  |
| 16:19      |  |       |      | 18 KARACIC I Shot centre 9m saved middle left                          |
| 16:31      | 25 HÄFNER K Shot right 9m blocked                                  |       |      | 25 KUSAN T Block   |
| 16:42      |  | 6 - 8 | -2   | 57 GLAVAS F Goal fast break bottom left (62 JELINIC M), 102.03 km/h    |
| 17:08      | 15 KNORR J Shot centre 9m saved middle right                       |       |      |  |
| 17:54      | 18 KÖSTER J Block  |       |      | 33 CINDRIC L Shot left 9m blocked                                      |
| 18:04      | 4 GOLLA J Block  |       |      | 33 CINDRIC L Shot centre 9m blocked                                    |
| 18:14      | 34 DAHMKE R Goal left wing middle left (15 KNORR J), 109.39 km/h   | 7 - 8 | -1   |  |
| 18:49      |  |       |      | 18 KARACIC I Technical Fault   |
| 18:58      | 23 USCINS R Goal breakthrough middle right, 110.03 km/h            | 8 - 8 | 0    |  |

### Play by Play

Match No: 47

### GER 24 - 30 CRO

(14 - 13) (10 - 17)

#### 1st HALF

| Match Time | GER - Germany   | Score   | Lead | CRO - Croatia  |
|------------|---|---------|------|--|
| 19:06      |   |         |      | Team timeout   |
| 19:25      |   | 8 - 9   | -1   | 62 JELINIC M Goal centre 6m middle left (59 KLARICA L), 68.55 km/h |
| 20:16      | 20 WEBER P Shot breakthrough missed                               |         |      |  |
| 20:26      |   | 8 - 10  | -2   | 25 KUSAN T Goal right 6m top right (59 KLARICA L)                  |
| 20:59      | 11 HEYMANN S Goal centre 6m top left, 113.45 km/h                 | 9 - 10  | -1   |  |
| 21:37      |   |         |      | 18 KARACIC I Technical Fault                                       |
| 21:49      | 11 HEYMANN S Shot breakthrough saved middle left                  |         |      |  |
| 21:58      |   | 9 - 11  | -2   | 5 DUVNJAK D Goal centre 9m middle left, 98.16 km/h                 |
| 22:35      | 34 DAHMKE R Goal left wing middle right (20 WEBER P), 103.38 km/h | 10 - 11 | -1   |  |
| 23:14      |   | 10 - 12 | -2   | 5 DUVNJAK D Goal left 9m top right, 116.80 km/h                    |
| 23:44      |   |         |      | 30 MAMIC M 2-minutes suspension                                    |
| 23:45      |   |         |      |  |
| 23:56      | 44 STEINERT C Shot right wing saved bottom right                  |         |      |  |
| 24:08      |   |         |      | 59 KLARICA L for 1 KUZMANOVIC D Empty goal                         |
| 24:32      |   | 10 - 13 | -3   | 5 DUVNJAK D Goal centre 9m bottom left, 113.33 km/h                |
| 24:36      |   |         |      | 1 KUZMANOVIC D for 57 GLAVAS F Goalkeeper back                     |
| 25:00      | 23 USCINS R Goal breakthrough bottom left, 111.87 km/h            | 11 - 13 | -2   |  |
| 25:12      |   |         |      | 57 GLAVAS F for 1 KUZMANOVIC D Empty goal                          |
| 25:45      |   |         |      |  |
| 25:47      |   |         |      | 1 KUZMANOVIC D for 30 MAMIC M Goalkeeper back                      |
| 25:53      | 14 FISCHER J Block  |         |      | 5 DUVNJAK D Shot centre 9m blocked                                 |
| 26:02      |   |         |      | 5 DUVNJAK D Shot left 9m post                                      |
| 26:35      | 11 HEYMANN S Goal centre 9m middle left, 110.57 km/h              | 12 - 13 | -1   |  |
| 26:44      |   |         |      | 57 GLAVAS F Turnover   |
| 26:51      | 14 FISCHER J Goal centre 6m middle right (11 HEYMANN S)           | 13 - 13 | 0    |  |
| 27:47      |   |         |      | 18 KARACIC I Technical Fault                                       |
| 27:56      | 11 HEYMANN S Goal centre 9m middle left, 125.52 km/h              | 14 - 13 | +1   |  |
| 28:33      |   |         |      | 59 KLARICA L Shot right 9m missed                                  |
| 28:43      | 23 USCINS R Shot breakthrough post                                |         |      |  |
| 29:19      |   |         |      | 5 DUVNJAK D Turnover   |
| 29:26      | Team timeout  |         |      |  |
| 29:49      | 23 USCINS R Turnover  |         |      |  |
| 29:55      |   |         |      | 18 KARACIC I Shot left 9m missed                                   |

#### 2nd HALF

| Match Time | GER - Germany  | Score   | Lead | CRO - Croatia  |
|------------|--|---------|------|--|
| 30:00      | 1 SPÄTH D Goalkeeper   |         |      | 1 KUZMANOVIC D Goalkeeper  |
| 30:29      | 11 HEYMANN S Shot left 9m saved middle right                           |         |      |  |
| 30:37      | 80 KOHLBACHER J Shot centre 6m post                                    |         |      |  |
| 30:59      |  |         |      | 5 DUVNJAK D Shot centre 6m saved middle left                           |
| 31:05      | 11 HEYMANN S Turnover Fastbreak  |         |      | 59 KLARICA L Steal   |
| 31:14      |  | 14 - 14 | 0    | 21 NACINOVIC V Goal centre 9m bottom right, 89.10 km/h                 |
| 31:56      | 23 USCINS R Shot centre 9m saved bottom right                          |         |      |  |
| 32:09      | 36 MERTENS L Shot left wing saved bottom right                         |         |      |  |
| 32:43      | 3 LICHTLEIN N Goal centre 6m top right (23 USCINS R), 94.95 km/h       | 15 - 14 | +1   |  |
| 33:18      |  | 15 - 15 | 0    | 59 KLARICA L Goal right 9m top right, 113.85 km/h                      |
| 33:30      | 14 FISCHER J Shot right 6m saved top left                              |         |      |  |
| 34:07      |  |         |      | 18 KARACIC I Shot centre 6m saved middle right                         |
| 34:19      | 3 LICHTLEIN N Turnover   |         |      |  |
| 34:26      | 11 HEYMANN S Steal   |         |      | 5 DUVNJAK D Turnover Fastbreak   |
| 35:03      | 11 HEYMANN S Technical Fault   |         |      |  |
| 36:06      | 73 KASTENING T Steal   |         |      | 5 DUVNJAK D Turnover   |
| 36:13      | 73 KASTENING T Shot right wing saved bottom right                      |         |      |  |
| 36:57      |  | 15 - 16 | -1   | 18 KARACIC I Goal left 6m middle left                                  |
| 37:17      | 80 KOHLBACHER J Shot centre 6m missed                                  |         |      |  |
| 38:20      |  | 15 - 17 | -2   | 20 MARAS M Goal right 9m middle left, 115.75 km/h                      |
| 38:40      | Team timeout   |         |      |  |
| 39:02      | 3 LICHTLEIN N Goal centre 9m middle right, 115.94 km/h                 | 16 - 17 | -1   |  |
| 39:33      |  |         |      | 21 NACINOVIC V Turnover  |
| 40:19      | 23 USCINS R 7m received  |         |      | 2 MIHIC L 7m caused  |
| 40:33      | 73 KASTENING T Goal Penalty shot bottom left (23 USCINS R), 65.53 km/h | 17 - 17 | 0    |  |
| 41:24      |  |         |      | 20 MARAS M Shot centre 9m saved middle left                            |
| 41:35      | 23 USCINS R Shot centre 6m saved middle right                          |         |      |  |
| 41:42      |  | 17 - 18 | -1   | 6 SOSTARIC M Goal fast break middle left (1 KUZMANOVIC D), 110.01 km/h |
| 42:08      |  |         |      | 20 MARAS M 2-minutes suspension  |
| 42:09      |  |         |      |  |



WED 24 JAN 2024  
Start Time: 20:30

**Main Round Group I**

**Cologne**

**Play by Play**  
Match No: 47

**GER 24 - 30 CRO**  
(14 - 13) (10 - 17)

**2nd HALF**

| Match Time | GER - Germany  | Score          | Lead      | CRO - Croatia  |
|------------|--|----------------|-----------|--|
| 42:22      | 11 HEYMANN S Technical Fault   |                |           |  |
| 42:28      |  |                |           | 6 SOSTARIC M Shot fast break saved middle left                       |
| 42:51      | 23 USCINS R Turnover   |                |           |  |
| 43:00      |  |                |           | 2 MIHIC L Shot fast break saved bottom left                          |
| 43:16      | 80 KOHLBACHER J Goal centre 6m top left (3 LICHTLEIN N), 113.89 km/h | <b>18 - 18</b> | <b>0</b>  |  |
| 43:33      |  |                |           | 59 KLARICA L for 1 KUZMANOVIC D Empty goal                           |
| 43:51      |  | <b>18 - 19</b> | <b>-1</b> | 18 KARACIC I Goal breakthrough bottom left, 109.99 km/h              |
| 43:53      |  |                |           | 1 KUZMANOVIC D for 33 CINDRIC L Goalkeeper back                      |
| 44:08      | 11 HEYMANN S Goal breakthrough top left, 120.99 km/h                 | <b>19 - 19</b> | <b>0</b>  |  |
| 44:09      |  |                |           |  |
| 45:03      |  | <b>19 - 20</b> | <b>-1</b> | 18 KARACIC I Goal right 6m bottom left                               |
| 45:35      | 14 FISCHER J Shot left 6m saved middle right                         |                |           |  |
| 45:43      |  | <b>19 - 21</b> | <b>-2</b> | 59 KLARICA L Goal right 9m middle left, 101.76 km/h                  |
| 46:17      | 11 HEYMANN S Shot breakthrough post                                  |                |           |  |
| 46:25      |  | <b>19 - 22</b> | <b>-3</b> | 21 NACINOVIC V Goal centre 6m top right (33 CINDRIC L), 83.16 km/h   |
| 47:18      | 15 KNORR J Turnover  |                |           |  |
| 47:26      |  | <b>19 - 23</b> | <b>-4</b> | 2 MIHIC L Goal fast break top right (33 CINDRIC L), 80.77 km/h       |
| 47:34      | Team timeout   |                |           |  |
| 47:53      | 18 KÖSTER J Shot left 9m blocked                                     |                |           | 20 MARAS M Block   |
| 48:03      |  |                |           | 20 MARAS M Technical Fault   |
| 48:11      | 14 FISCHER J Shot left 6m saved top left                             |                |           |  |
| 48:45      |  | <b>19 - 24</b> | <b>-5</b> | 20 MARAS M Goal centre 9m bottom right, 111.29 km/h                  |
| 48:59      | 18 KÖSTER J 7m received  |                |           | 6 SOSTARIC M 7m caused   |
| 49:13      | 73 KASTENING T Penalty shot saved middle right                       |                |           |  |
| 49:49      |  | <b>19 - 25</b> | <b>-6</b> | 18 KARACIC I Goal breakthrough bottom left, 101.17 km/h              |
| 50:25      |  |                |           | 20 MARAS M 2-minutes suspension                                      |
| 50:26      |  |                |           |  |
| 50:38      | 4 GOLLA J Goal left 6m top left (15 KNORR J)                         | <b>20 - 25</b> | <b>-5</b> |  |
| 50:53      |  |                |           | 59 KLARICA L for 1 KUZMANOVIC D Empty goal                           |
| 51:10      |  |                |           | Team timeout   |
| 51:27      | 18 KÖSTER J Block  |                |           | 59 KLARICA L Shot centre 9m blocked                                  |
| 51:36      |  |                |           | 1 KUZMANOVIC D for 18 KARACIC I Goalkeeper back                      |
| 51:39      | 4 GOLLA J Goal centre 6m middle right (15 KNORR J), 96.89 km/h       | <b>21 - 25</b> | <b>-4</b> |  |
| 51:52      |  |                |           | 2 MIHIC L for 1 KUZMANOVIC D Empty goal                              |
| 52:26      |  |                |           |  |
| 52:28      |  |                |           | 1 KUZMANOVIC D for 20 MARAS M Goalkeeper back                        |
| 52:32      |  | <b>21 - 26</b> | <b>-5</b> | 5 DUVNJAK D Goal centre 9m top right, 114.73 km/h                    |
| 52:46      | 15 KNORR J Goal centre 6m middle left (23 USCINS R), 109.75 km/h     | <b>22 - 26</b> | <b>-4</b> |  |
| 53:24      |  |                |           | 25 KUSAN T Shot left 6m saved middle left                            |
| 53:33      | 23 USCINS R Shot breakthrough saved middle right                     |                |           |  |
| 54:08      |  | <b>22 - 27</b> | <b>-5</b> | 20 MARAS M Goal centre 9m bottom left, 105.06 km/h                   |
| 54:18      | 15 KNORR J Shot left 9m saved middle right                           |                |           |  |
| 54:49      |  | <b>22 - 28</b> | <b>-6</b> | 18 KARACIC I Goal left 9m bottom right, 116.50 km/h                  |
| 55:07      | 18 KÖSTER J Goal breakthrough bottom left, 124.32 km/h               | <b>23 - 28</b> | <b>-5</b> |  |
| 55:47      |  |                |           | 18 KARACIC I Shot right 9m saved middle right                        |
| 56:20      | 15 KNORR J Turnover  |                |           |  |
| 56:55      |  | <b>23 - 29</b> | <b>-6</b> | 18 KARACIC I Goal left 9m bottom left, 108.68 km/h                   |
| 57:30      | 11 HEYMANN S Shot right 9m saved middle centre                       |                |           |  |
| 57:59      |  |                |           | 20 MARAS M Shot centre 9m saved top centre                           |
| 58:14      | 36 MERTENS L Shot left wing saved middle right                       |                |           |  |
| 58:49      | 11 HEYMANN S 7m caused   |                |           | 25 KUSAN T 7m received   |
| 59:01      |  | <b>23 - 30</b> | <b>-7</b> | 6 SOSTARIC M Goal Penalty shot bottom left (25 KUSAN T), 101.64 km/h |
| 59:40      | 15 KNORR J Goal flying throw middle left (11 HEYMANN S), 97.48 km/h  | <b>24 - 30</b> | <b>-6</b> |  |

WED 24 JAN 2024  
Start Time: 20:30

**Main Round Group I**

**Empty Goal Analysis**  
Match No: 47

Cologne

**GER 24 - 30 CRO**  
(14 - 13) (10 - 17)

**Referees:** MARIN LORENTE Andreu (ESP) / GARCIA SERRADILLA Ignacio (ESP)

**ATTACKS DURING OWN EMPTY GOAL SITUATION**

| Players on Court | Attacks  |          | Goals    |          | Saves    |     | Missed |     | Blocked |          | Post     |     | Turnovers |           | Scoring Efficiency |     | Goals Against |     |
|------------------|----------|----------|----------|----------|----------|-----|--------|-----|---------|----------|----------|-----|-----------|-----------|--------------------|-----|---------------|-----|
|                  | GER      | CRO      | GER      | CRO      | GER      | CRO | GER    | CRO | GER     | CRO      | GER      | CRO | GER       | CRO       | GER                | CRO | GER           | CRO |
| 7 Against 6      | 1        | 2        |          | 1        | 1        |     |        |     |         | 1        |          |     |           |           | 0                  | 50  |               |     |
| 6 Against 6      |          | 3        |          | 2        |          |     |        |     |         | 1        |          |     |           |           |                    | 67  |               |     |
| Others           | 2        |          | 1        |          |          |     |        |     |         |          | 1        |     |           |           | 50                 |     |               |     |
| <b>Total:</b>    | <b>3</b> | <b>5</b> | <b>1</b> | <b>3</b> | <b>1</b> |     |        |     |         | <b>2</b> | <b>1</b> |     |           | <b>33</b> | <b>60</b>          |     |               |     |

**GOALS/ATTACKS DURING OWN EMPTY GOAL SITUATION - ANALYSIS OF OCCURRENCE (in 5 min intervals)**

| Players on Court | 1st Half |     |      |     |            |     |            |     |            |     |       |            |
|------------------|----------|-----|------|-----|------------|-----|------------|-----|------------|-----|-------|------------|
|                  | 0-5      |     | 5-10 |     | 10-15      |     | 15-20      |     | 20-25      |     | 25-30 |            |
|                  | GER      | CRO | GER  | CRO | GER        | CRO | GER        | CRO | GER        | CRO | GER   | CRO        |
| 7 Against 6      |          |     |      |     |            |     | 0/1        |     |            |     |       | 0/1        |
| 6 Against 6      |          |     |      |     |            |     |            |     | 1/1        |     |       |            |
| Others           |          |     |      |     | 0/1        |     |            |     |            |     |       |            |
| <b>Total:</b>    |          |     |      |     | <b>0/1</b> |     | <b>0/1</b> |     | <b>1/1</b> |     |       | <b>0/1</b> |

| Players on Court | 2nd Half |     |       |     |       |            |       |     |            |            |       |     |
|------------------|----------|-----|-------|-----|-------|------------|-------|-----|------------|------------|-------|-----|
|                  | 30-35    |     | 35-40 |     | 40-45 |            | 45-50 |     | 50-55      |            | 55-60 |     |
|                  | GER      | CRO | GER   | CRO | GER   | CRO        | GER   | CRO | GER        | CRO        | GER   | CRO |
| 7 Against 6      |          |     |       |     |       |            |       |     |            |            |       | 1/1 |
| 6 Against 6      |          |     |       |     |       | 1/1        |       |     |            |            |       | 0/1 |
| Others           |          |     |       |     |       |            |       |     | 1/1        |            |       |     |
| <b>Total:</b>    |          |     |       |     |       | <b>1/1</b> |       |     | <b>1/1</b> | <b>1/2</b> |       |     |

**GOALS/ATTACKS DURING OWN EMPTY GOAL SITUATION - ANALYSIS BY DURATION**

| Team | <15 sec. | 15-30 sec. | 30-45 sec. | 45-60 sec. | >60 sec. |
|------|----------|------------|------------|------------|----------|
| GER  | 1/1      |            | 0/1        | 0/1        |          |
| CRO  |          | 2/2        | 1/3        |            |          |

**SUBSTITUTION SUMMARY**

| Players                       | GER       | CRO        |
|-------------------------------|-----------|------------|
| Goalkeeper <-> Goalkeeper     | 0         | 0          |
| Court Player <-> Goalkeeper   | 4         | 10         |
| Court Player <-> Court Player | 80        | 112        |
| <b>Total:</b>                 | <b>84</b> | <b>122</b> |

## Line-Up Analysis

Match No: 47

Cologne

Attendance: 19.750

### GER 24 - 30 CRO

#### GER - Germany

| Lineup efficiency |           |               |              |              |              |                | Time Played     | GF   | GA |   |
|-------------------|-----------|---------------|--------------|--------------|--------------|----------------|-----------------|------|----|---|
| 4                 | GOLLA J   | 11 HEYMANN S  | 18 KÖSTER J  | 25 HÄFNER K  | 33 WOLFF A   | 34 DAHMKE R    | 44 STEINERT C   | 8:26 | 3  | 6 |
| 1                 | SPÄTH D   | 3 LICHTLEIN N | 11 HEYMANN S | 23 USCINS R  | 36 MERTENS L | 73 KASTENING T | 80 KOHLBACHER J | 6:35 | 4  | 0 |
| 1                 | SPÄTH D   | 11 HEYMANN S  | 14 FISCHER J | 23 USCINS R  | 36 MERTENS L | 73 KASTENING T | 80 KOHLBACHER J | 6:01 | 1  | 4 |
| 4                 | GOLLA J   | 15 KNORR J    | 18 KÖSTER J  | 25 HÄFNER K  | 33 WOLFF A   | 34 DAHMKE R    | 44 STEINERT C   | 4:09 | 3  | 1 |
| 1                 | SPÄTH D   | 4 GOLLA J     | 11 HEYMANN S | 15 KNORR J   | 36 MERTENS L | 44 STEINERT C  | 73 KASTENING T  | 3:57 | 1  | 2 |
| 11                | HEYMANN S | 14 FISCHER J  | 23 USCINS R  | 33 WOLFF A   | 34 DAHMKE R  | 73 KASTENING T | 80 KOHLBACHER J | 3:42 | 1  | 0 |
| 1                 | SPÄTH D   | 4 GOLLA J     | 15 KNORR J   | 18 KÖSTER J  | 36 MERTENS L | 44 STEINERT C  | 73 KASTENING T  | 3:23 | 1  | 2 |
| 1                 | SPÄTH D   | 14 FISCHER J  | 15 KNORR J   | 18 KÖSTER J  | 23 USCINS R  | 36 MERTENS L   | 73 KASTENING T  | 2:40 | 0  | 2 |
| 1                 | SPÄTH D   | 3 LICHTLEIN N | 11 HEYMANN S | 14 FISCHER J | 23 USCINS R  | 36 MERTENS L   | 80 KOHLBACHER J | 2:35 | 0  | 3 |
| 4                 | GOLLA J   | 11 HEYMANN S  | 20 WEBER P   | 23 USCINS R  | 33 WOLFF A   | 34 DAHMKE R    | 44 STEINERT C   | 1:40 | 1  | 0 |
| 1                 | SPÄTH D   | 4 GOLLA J     | 15 KNORR J   | 18 KÖSTER J  | 23 USCINS R  | 36 MERTENS L   | 44 STEINERT C   | 1:39 | 0  | 1 |
| 1                 | SPÄTH D   | 4 GOLLA J     | 15 KNORR J   | 18 KÖSTER J  | 23 USCINS R  | 36 MERTENS L   | 73 KASTENING T  | 1:38 | 3  | 1 |
| 4                 | GOLLA J   | 18 KÖSTER J   | 23 USCINS R  | 33 WOLFF A   | 34 DAHMKE R  | 44 STEINERT C  | 80 KOHLBACHER J | 1:37 | 0  | 0 |
| 4                 | GOLLA J   | 11 HEYMANN S  | 15 KNORR J   | 18 KÖSTER J  | 25 HÄFNER K  | 44 STEINERT C  | 44 STEINERT C   | 1:30 | 0  | 0 |
| 11                | HEYMANN S | 14 FISCHER J  | 23 USCINS R  | 33 WOLFF A   | 34 DAHMKE R  | 44 STEINERT C  | 80 KOHLBACHER J | 1:25 | 0  | 2 |
| 4                 | GOLLA J   | 11 HEYMANN S  | 23 USCINS R  | 33 WOLFF A   | 34 DAHMKE R  | 44 STEINERT C  | 80 KOHLBACHER J | 1:15 | 0  | 2 |
| 11                | HEYMANN S | 14 FISCHER J  | 20 WEBER P   | 23 USCINS R  | 33 WOLFF A   | 34 DAHMKE R    | 73 KASTENING T  | 1:15 | 2  | 0 |
| 4                 | GOLLA J   | 11 HEYMANN S  | 25 HÄFNER K  | 33 WOLFF A   | 34 DAHMKE R  | 44 STEINERT C  | 80 KOHLBACHER J | 1:11 | 0  | 1 |
| 4                 | GOLLA J   | 11 HEYMANN S  | 15 KNORR J   | 25 HÄFNER K  | 33 WOLFF A   | 34 DAHMKE R    | 44 STEINERT C   | 1:05 | 0  | 0 |
| 11                | HEYMANN S | 14 FISCHER J  | 20 WEBER P   | 23 USCINS R  | 33 WOLFF A   | 34 DAHMKE R    | 44 STEINERT C   | 0:52 | 1  | 0 |
| 1                 | SPÄTH D   | 3 LICHTLEIN N | 11 HEYMANN S | 14 FISCHER J | 23 USCINS R  | 36 MERTENS L   | 73 KASTENING T  | 0:47 | 0  | 1 |
| 1                 | SPÄTH D   | 11 HEYMANN S  | 14 FISCHER J | 15 KNORR J   | 23 USCINS R  | 36 MERTENS L   | 73 KASTENING T  | 0:45 | 0  | 1 |
| 4                 | GOLLA J   | 15 KNORR J    | 18 KÖSTER J  | 23 USCINS R  | 33 WOLFF A   | 34 DAHMKE R    | 44 STEINERT C   | 0:32 | 1  | 0 |
| 4                 | GOLLA J   | 18 KÖSTER J   | 25 HÄFNER K  | 33 WOLFF A   | 34 DAHMKE R  | 44 STEINERT C  | 80 KOHLBACHER J | 0:29 | 0  | 0 |
| 11                | HEYMANN S | 15 KNORR J    | 23 USCINS R  | 33 WOLFF A   | 34 DAHMKE R  | 73 KASTENING T | 80 KOHLBACHER J | 0:19 | 1  | 0 |
| 11                | HEYMANN S | 15 KNORR J    | 23 USCINS R  | 33 WOLFF A   | 34 DAHMKE R  | 44 STEINERT C  | 80 KOHLBACHER J | 0:17 | 0  | 0 |
| 4                 | GOLLA J   | 11 HEYMANN S  | 20 WEBER P   | 23 USCINS R  | 33 WOLFF A   | 44 STEINERT C  | 80 KOHLBACHER J | 0:09 | 0  | 1 |
| 4                 | GOLLA J   | 18 KÖSTER J   | 20 WEBER P   | 23 USCINS R  | 33 WOLFF A   | 34 DAHMKE R    | 44 STEINERT C   | 0:07 | 1  | 0 |

| Score development |           |               |              |              |              |                | Time Played     | G Diff. |    |
|-------------------|-----------|---------------|--------------|--------------|--------------|----------------|-----------------|---------|----|
| 1                 | SPÄTH D   | 3 LICHTLEIN N | 11 HEYMANN S | 23 USCINS R  | 36 MERTENS L | 73 KASTENING T | 80 KOHLBACHER J | 6:35    | +4 |
| 11                | HEYMANN S | 14 FISCHER J  | 20 WEBER P   | 23 USCINS R  | 33 WOLFF A   | 34 DAHMKE R    | 73 KASTENING T  | 1:15    | +2 |
| 1                 | SPÄTH D   | 4 GOLLA J     | 15 KNORR J   | 18 KÖSTER J  | 23 USCINS R  | 36 MERTENS L   | 73 KASTENING T  | 1:38    | +2 |
| 4                 | GOLLA J   | 15 KNORR J    | 18 KÖSTER J  | 25 HÄFNER K  | 33 WOLFF A   | 34 DAHMKE R    | 44 STEINERT C   | 4:09    | +2 |
| 4                 | GOLLA J   | 18 KÖSTER J   | 20 WEBER P   | 23 USCINS R  | 33 WOLFF A   | 34 DAHMKE R    | 44 STEINERT C   | 0:07    | +1 |
| 11                | HEYMANN S | 15 KNORR J    | 23 USCINS R  | 33 WOLFF A   | 34 DAHMKE R  | 73 KASTENING T | 80 KOHLBACHER J | 0:19    | +1 |
| 4                 | GOLLA J   | 15 KNORR J    | 18 KÖSTER J  | 23 USCINS R  | 33 WOLFF A   | 34 DAHMKE R    | 44 STEINERT C   | 0:32    | +1 |
| 11                | HEYMANN S | 14 FISCHER J  | 20 WEBER P   | 23 USCINS R  | 33 WOLFF A   | 34 DAHMKE R    | 44 STEINERT C   | 0:52    | +1 |
| 4                 | GOLLA J   | 11 HEYMANN S  | 20 WEBER P   | 23 USCINS R  | 33 WOLFF A   | 34 DAHMKE R    | 44 STEINERT C   | 1:40    | +1 |
| 11                | HEYMANN S | 14 FISCHER J  | 23 USCINS R  | 33 WOLFF A   | 34 DAHMKE R  | 73 KASTENING T | 80 KOHLBACHER J | 3:42    | +1 |
| 11                | HEYMANN S | 15 KNORR J    | 23 USCINS R  | 33 WOLFF A   | 34 DAHMKE R  | 44 STEINERT C  | 80 KOHLBACHER J | 0:17    | 0  |
| 4                 | GOLLA J   | 18 KÖSTER J   | 25 HÄFNER K  | 33 WOLFF A   | 34 DAHMKE R  | 44 STEINERT C  | 80 KOHLBACHER J | 0:29    | 0  |
| 4                 | GOLLA J   | 11 HEYMANN S  | 15 KNORR J   | 25 HÄFNER K  | 33 WOLFF A   | 34 DAHMKE R    | 44 STEINERT C   | 1:05    | 0  |
| 4                 | GOLLA J   | 11 HEYMANN S  | 15 KNORR J   | 18 KÖSTER J  | 25 HÄFNER K  | 34 DAHMKE R    | 44 STEINERT C   | 1:30    | 0  |
| 4                 | GOLLA J   | 18 KÖSTER J   | 23 USCINS R  | 33 WOLFF A   | 34 DAHMKE R  | 44 STEINERT C  | 80 KOHLBACHER J | 1:37    | 0  |
| 4                 | GOLLA J   | 11 HEYMANN S  | 20 WEBER P   | 23 USCINS R  | 33 WOLFF A   | 44 STEINERT C  | 80 KOHLBACHER J | 0:09    | -1 |
| 1                 | SPÄTH D   | 11 HEYMANN S  | 14 FISCHER J | 15 KNORR J   | 23 USCINS R  | 36 MERTENS L   | 73 KASTENING T  | 0:45    | -1 |
| 1                 | SPÄTH D   | 3 LICHTLEIN N | 11 HEYMANN S | 14 FISCHER J | 23 USCINS R  | 36 MERTENS L   | 73 KASTENING T  | 0:47    | -1 |
| 4                 | GOLLA J   | 11 HEYMANN S  | 25 HÄFNER K  | 33 WOLFF A   | 34 DAHMKE R  | 44 STEINERT C  | 80 KOHLBACHER J | 1:11    | -1 |
| 1                 | SPÄTH D   | 4 GOLLA J     | 15 KNORR J   | 18 KÖSTER J  | 23 USCINS R  | 36 MERTENS L   | 44 STEINERT C   | 1:39    | -1 |
| 1                 | SPÄTH D   | 4 GOLLA J     | 15 KNORR J   | 18 KÖSTER J  | 36 MERTENS L | 44 STEINERT C  | 73 KASTENING T  | 3:23    | -1 |
| 1                 | SPÄTH D   | 4 GOLLA J     | 11 HEYMANN S | 15 KNORR J   | 36 MERTENS L | 44 STEINERT C  | 73 KASTENING T  | 3:57    | -1 |
| 4                 | GOLLA J   | 11 HEYMANN S  | 23 USCINS R  | 33 WOLFF A   | 34 DAHMKE R  | 44 STEINERT C  | 80 KOHLBACHER J | 1:15    | -2 |
| 11                | HEYMANN S | 14 FISCHER J  | 23 USCINS R  | 33 WOLFF A   | 34 DAHMKE R  | 44 STEINERT C  | 80 KOHLBACHER J | 1:25    | -2 |
| 1                 | SPÄTH D   | 14 FISCHER J  | 15 KNORR J   | 18 KÖSTER J  | 23 USCINS R  | 36 MERTENS L   | 73 KASTENING T  | 2:40    | -2 |
| 1                 | SPÄTH D   | 3 LICHTLEIN N | 11 HEYMANN S | 14 FISCHER J | 23 USCINS R  | 36 MERTENS L   | 80 KOHLBACHER J | 2:35    | -3 |
| 1                 | SPÄTH D   | 11 HEYMANN S  | 14 FISCHER J | 23 USCINS R  | 36 MERTENS L | 73 KASTENING T | 80 KOHLBACHER J | 6:01    | -3 |
| 4                 | GOLLA J   | 11 HEYMANN S  | 18 KÖSTER J  | 25 HÄFNER K  | 33 WOLFF A   | 34 DAHMKE R    | 44 STEINERT C   | 8:26    | -3 |

| Empty Net |         |              |            |             |             |             | Time Played   | GF   | GA |   |
|-----------|---------|--------------|------------|-------------|-------------|-------------|---------------|------|----|---|
| 4         | GOLLA J | 11 HEYMANN S | 15 KNORR J | 18 KÖSTER J | 25 HÄFNER K | 34 DAHMKE R | 44 STEINERT C | 1:30 | 0  | 0 |

## Line-Up Analysis

Match No: 47

Cologne

Attendance: 19.750

### GER 24 - 30 CRO

#### CRO - Croatia

| Lineup efficiency |                |                |                |                |                |              |      | Time Played | GF | GA |
|-------------------|----------------|----------------|----------------|----------------|----------------|--------------|------|-------------|----|----|
| 1 KUZMANOVIC D    | 5 DUVNJAK D    | 18 KARACIC I   | 25 KUSAN T     | 57 GLAVAS F    | 59 KLARICA L   | 62 JELINIC M | 7:33 | 4           | 3  |    |
| 1 KUZMANOVIC D    | 2 MIHIC L      | 6 SOSTARIC M   | 18 KARACIC I   | 20 MARAS M     | 25 KUSAN T     | 33 CINDRIC L | 3:53 | 5           | 0  |    |
| 1 KUZMANOVIC D    | 2 MIHIC L      | 5 DUVNJAK D    | 6 SOSTARIC M   | 21 NACINOVIC V | 30 MAMIC M     | 59 KLARICA L | 3:38 | 1           | 1  |    |
| 1 KUZMANOVIC D    | 2 MIHIC L      | 6 SOSTARIC M   | 20 MARAS M     | 21 NACINOVIC V | 30 MAMIC M     | 33 CINDRIC L | 3:34 | 0           | 1  |    |
| 1 KUZMANOVIC D    | 21 NACINOVIC V | 30 MAMIC M     | 33 CINDRIC L   | 57 GLAVAS F    | 59 KLARICA L   | 62 JELINIC M | 3:16 | 2           | 0  |    |
| 1 KUZMANOVIC D    | 21 NACINOVIC V | 33 CINDRIC L   | 41 LUCIN T     | 57 GLAVAS F    | 59 KLARICA L   | 62 JELINIC M | 3:05 | 3           | 0  |    |
| 1 KUZMANOVIC D    | 2 MIHIC L      | 6 SOSTARIC M   | 18 KARACIC I   | 20 MARAS M     | 21 NACINOVIC V | 33 CINDRIC L | 3:02 | 4           | 0  |    |
| 1 KUZMANOVIC D    | 2 MIHIC L      | 5 DUVNJAK D    | 6 SOSTARIC M   | 18 KARACIC I   | 21 NACINOVIC V | 59 KLARICA L | 2:52 | 1           | 0  |    |
| 1 KUZMANOVIC D    | 2 MIHIC L      | 6 SOSTARIC M   | 20 MARAS M     | 25 KUSAN T     | 30 MAMIC M     | 33 CINDRIC L | 2:49 | 0           | 2  |    |
| 1 KUZMANOVIC D    | 5 DUVNJAK D    | 21 NACINOVIC V | 33 CINDRIC L   | 41 LUCIN T     | 57 GLAVAS F    | 62 JELINIC M | 2:37 | 0           | 4  |    |
| 1 KUZMANOVIC D    | 5 DUVNJAK D    | 18 KARACIC I   | 21 NACINOVIC V | 30 MAMIC M     | 57 GLAVAS F    | 62 JELINIC M | 2:20 | 0           | 0  |    |
| 1 KUZMANOVIC D    | 18 KARACIC I   | 21 NACINOVIC V | 33 CINDRIC L   | 57 GLAVAS F    | 59 KLARICA L   | 62 JELINIC M | 2:07 | 1           | 0  |    |
| 1 KUZMANOVIC D    | 2 MIHIC L      | 5 DUVNJAK D    | 6 SOSTARIC M   | 20 MARAS M     | 21 NACINOVIC V | 30 MAMIC M   | 2:06 | 0           | 2  |    |
| 1 KUZMANOVIC D    | 18 KARACIC I   | 25 KUSAN T     | 30 MAMIC M     | 57 GLAVAS F    | 59 KLARICA L   | 62 JELINIC M | 1:52 | 1           | 2  |    |
| 1 KUZMANOVIC D    | 18 KARACIC I   | 25 KUSAN T     | 33 CINDRIC L   | 57 GLAVAS F    | 59 KLARICA L   | 62 JELINIC M | 1:31 | 0           | 0  |    |
| 1 KUZMANOVIC D    | 2 MIHIC L      | 6 SOSTARIC M   | 18 KARACIC I   | 21 NACINOVIC V | 33 CINDRIC L   | 59 KLARICA L | 1:31 | 3           | 0  |    |
| 1 KUZMANOVIC D    | 5 DUVNJAK D    | 21 NACINOVIC V | 30 MAMIC M     | 33 CINDRIC L   | 57 GLAVAS F    | 62 JELINIC M | 1:18 | 0           | 1  |    |
| 1 KUZMANOVIC D    | 18 KARACIC I   | 21 NACINOVIC V | 30 MAMIC M     | 57 GLAVAS F    | 59 KLARICA L   | 62 JELINIC M | 1:16 | 1           | 0  |    |
| 1 KUZMANOVIC D    | 5 DUVNJAK D    | 18 KARACIC I   | 25 KUSAN T     | 30 MAMIC M     | 57 GLAVAS F    | 62 JELINIC M | 1:05 | 0           | 1  |    |
| 5 DUVNJAK D       | 18 KARACIC I   | 25 KUSAN T     | 30 MAMIC M     | 57 GLAVAS F    | 59 KLARICA L   | 62 JELINIC M | 1:03 | 1           | 0  |    |
| 1 KUZMANOVIC D    | 2 MIHIC L      | 6 SOSTARIC M   | 18 KARACIC I   | 20 MARAS M     | 25 KUSAN T     | 30 MAMIC M   | 0:58 | 0           | 1  |    |
| 1 KUZMANOVIC D    | 2 MIHIC L      | 6 SOSTARIC M   | 21 NACINOVIC V | 30 MAMIC M     | 33 CINDRIC L   | 59 KLARICA L | 0:37 | 0           | 0  |    |
| 1 KUZMANOVIC D    | 5 DUVNJAK D    | 18 KARACIC I   | 25 KUSAN T     | 30 MAMIC M     | 59 KLARICA L   | 62 JELINIC M | 0:36 | 0           | 1  |    |
| 2 MIHIC L         | 5 DUVNJAK D    | 6 SOSTARIC M   | 18 KARACIC I   | 20 MARAS M     | 25 KUSAN T     | 59 KLARICA L | 0:34 | 0           | 0  |    |
| 2 MIHIC L         | 5 DUVNJAK D    | 6 SOSTARIC M   | 20 MARAS M     | 25 KUSAN T     | 33 CINDRIC L   | 59 KLARICA L | 0:28 | 0           | 0  |    |
| 1 KUZMANOVIC D    | 2 MIHIC L      | 5 DUVNJAK D    | 6 SOSTARIC M   | 20 MARAS M     | 25 KUSAN T     | 33 CINDRIC L | 0:21 | 0           | 0  |    |
| 2 MIHIC L         | 6 SOSTARIC M   | 18 KARACIC I   | 20 MARAS M     | 21 NACINOVIC V | 33 CINDRIC L   | 59 KLARICA L | 0:20 | 1           | 0  |    |
| 1 KUZMANOVIC D    | 5 DUVNJAK D    | 6 SOSTARIC M   | 25 KUSAN T     | 30 MAMIC M     | 33 CINDRIC L   | 59 KLARICA L | 0:19 | 0           | 1  |    |
| 2 MIHIC L         | 6 SOSTARIC M   | 18 KARACIC I   | 20 MARAS M     | 25 KUSAN T     | 33 CINDRIC L   | 59 KLARICA L | 0:17 | 0           | 0  |    |
| 1 KUZMANOVIC D    | 2 MIHIC L      | 6 SOSTARIC M   | 18 KARACIC I   | 20 MARAS M     | 21 NACINOVIC V | 30 MAMIC M   | 0:16 | 0           | 0  |    |
| 1 KUZMANOVIC D    | 2 MIHIC L      | 6 SOSTARIC M   | 20 MARAS M     | 21 NACINOVIC V | 30 MAMIC M     | 59 KLARICA L | 0:16 | 0           | 1  |    |
| 1 KUZMANOVIC D    | 5 DUVNJAK D    | 6 SOSTARIC M   | 20 MARAS M     | 25 KUSAN T     | 30 MAMIC M     | 33 CINDRIC L | 0:16 | 0           | 0  |    |
| 1 KUZMANOVIC D    | 5 DUVNJAK D    | 6 SOSTARIC M   | 18 KARACIC I   | 21 NACINOVIC V | 30 MAMIC M     | 59 KLARICA L | 0:13 | 0           | 0  |    |
| 1 KUZMANOVIC D    | 5 DUVNJAK D    | 6 SOSTARIC M   | 18 KARACIC I   | 20 MARAS M     | 21 NACINOVIC V | 30 MAMIC M   | 0:13 | 0           | 0  |    |
| 1 KUZMANOVIC D    | 18 KARACIC I   | 25 KUSAN T     | 30 MAMIC M     | 33 CINDRIC L   | 59 KLARICA L   | 62 JELINIC M | 0:12 | 0           | 1  |    |
| 1 KUZMANOVIC D    | 5 DUVNJAK D    | 6 SOSTARIC M   | 20 MARAS M     | 25 KUSAN T     | 30 MAMIC M     | 59 KLARICA L | 0:12 | 0           | 0  |    |
| 1 KUZMANOVIC D    | 2 MIHIC L      | 6 SOSTARIC M   | 20 MARAS M     | 21 NACINOVIC V | 33 CINDRIC L   | 59 KLARICA L | 0:11 | 0           | 0  |    |
| 1 KUZMANOVIC D    | 2 MIHIC L      | 5 DUVNJAK D    | 6 SOSTARIC M   | 25 KUSAN T     | 33 CINDRIC L   | 59 KLARICA L | 0:10 | 1           | 0  |    |
| 1 KUZMANOVIC D    | 18 KARACIC I   | 21 NACINOVIC V | 30 MAMIC M     | 33 CINDRIC L   | 59 KLARICA L   | 62 JELINIC M | 0:09 | 0           | 1  |    |
| 1 KUZMANOVIC D    | 2 MIHIC L      | 6 SOSTARIC M   | 18 KARACIC I   | 21 NACINOVIC V | 30 MAMIC M     | 59 KLARICA L | 0:09 | 0           | 0  |    |
| 1 KUZMANOVIC D    | 5 DUVNJAK D    | 6 SOSTARIC M   | 20 MARAS M     | 25 KUSAN T     | 33 CINDRIC L   | 59 KLARICA L | 0:09 | 0           | 0  |    |
| 1 KUZMANOVIC D    | 6 SOSTARIC M   | 18 KARACIC I   | 20 MARAS M     | 21 NACINOVIC V | 30 MAMIC M     | 33 CINDRIC L | 0:06 | 1           | 0  |    |
| 1 KUZMANOVIC D    | 2 MIHIC L      | 5 DUVNJAK D    | 6 SOSTARIC M   | 20 MARAS M     | 21 NACINOVIC V | 33 CINDRIC L | 0:06 | 0           | 0  |    |
| 1 KUZMANOVIC D    | 2 MIHIC L      | 6 SOSTARIC M   | 18 KARACIC I   | 20 MARAS M     | 21 NACINOVIC V | 59 KLARICA L | 0:06 | 0           | 0  |    |
| 1 KUZMANOVIC D    | 5 DUVNJAK D    | 6 SOSTARIC M   | 18 KARACIC I   | 20 MARAS M     | 25 KUSAN T     | 33 CINDRIC L | 0:05 | 0           | 0  |    |
| 1 KUZMANOVIC D    | 6 SOSTARIC M   | 18 KARACIC I   | 20 MARAS M     | 25 KUSAN T     | 30 MAMIC M     | 33 CINDRIC L | 0:05 | 0           | 0  |    |
| 1 KUZMANOVIC D    | 6 SOSTARIC M   | 18 KARACIC I   | 21 NACINOVIC V | 30 MAMIC M     | 33 CINDRIC L   | 59 KLARICA L | 0:04 | 0           | 0  |    |
| 1 KUZMANOVIC D    | 2 MIHIC L      | 6 SOSTARIC M   | 20 MARAS M     | 25 KUSAN T     | 30 MAMIC M     | 59 KLARICA L | 0:04 | 0           | 1  |    |

| Score development |                |                |                |                |                |              |      | Time Played | G Diff. |
|-------------------|----------------|----------------|----------------|----------------|----------------|--------------|------|-------------|---------|
| 1 KUZMANOVIC D    | 2 MIHIC L      | 6 SOSTARIC M   | 18 KARACIC I   | 20 MARAS M     | 25 KUSAN T     | 33 CINDRIC L | 3:53 | +5          |         |
| 1 KUZMANOVIC D    | 2 MIHIC L      | 6 SOSTARIC M   | 18 KARACIC I   | 20 MARAS M     | 21 NACINOVIC V | 33 CINDRIC L | 3:02 | +4          |         |
| 1 KUZMANOVIC D    | 2 MIHIC L      | 6 SOSTARIC M   | 18 KARACIC I   | 21 NACINOVIC V | 33 CINDRIC L   | 59 KLARICA L | 1:31 | +3          |         |
| 1 KUZMANOVIC D    | 21 NACINOVIC V | 33 CINDRIC L   | 41 LUCIN T     | 57 GLAVAS F    | 59 KLARICA L   | 62 JELINIC M | 3:05 | +3          |         |
| 1 KUZMANOVIC D    | 21 NACINOVIC V | 30 MAMIC M     | 33 CINDRIC L   | 57 GLAVAS F    | 59 KLARICA L   | 62 JELINIC M | 3:16 | +2          |         |
| 1 KUZMANOVIC D    | 6 SOSTARIC M   | 18 KARACIC I   | 20 MARAS M     | 21 NACINOVIC V | 30 MAMIC M     | 33 CINDRIC L | 0:06 | +1          |         |
| 1 KUZMANOVIC D    | 2 MIHIC L      | 5 DUVNJAK D    | 6 SOSTARIC M   | 25 KUSAN T     | 33 CINDRIC L   | 59 KLARICA L | 0:10 | +1          |         |
| 2 MIHIC L         | 6 SOSTARIC M   | 18 KARACIC I   | 20 MARAS M     | 21 NACINOVIC V | 33 CINDRIC L   | 59 KLARICA L | 0:20 | +1          |         |
| 5 DUVNJAK D       | 18 KARACIC I   | 25 KUSAN T     | 30 MAMIC M     | 57 GLAVAS F    | 59 KLARICA L   | 62 JELINIC M | 1:03 | +1          |         |
| 1 KUZMANOVIC D    | 18 KARACIC I   | 21 NACINOVIC V | 30 MAMIC M     | 57 GLAVAS F    | 59 KLARICA L   | 62 JELINIC M | 1:16 | +1          |         |
| 1 KUZMANOVIC D    | 18 KARACIC I   | 21 NACINOVIC V | 33 CINDRIC L   | 57 GLAVAS F    | 59 KLARICA L   | 62 JELINIC M | 2:07 | +1          |         |
| 1 KUZMANOVIC D    | 2 MIHIC L      | 5 DUVNJAK D    | 6 SOSTARIC M   | 18 KARACIC I   | 21 NACINOVIC V | 59 KLARICA L | 2:52 | +1          |         |
| 1 KUZMANOVIC D    | 5 DUVNJAK D    | 18 KARACIC I   | 25 KUSAN T     | 57 GLAVAS F    | 59 KLARICA L   | 62 JELINIC M | 7:33 | +1          |         |
| 1 KUZMANOVIC D    | 6 SOSTARIC M   | 18 KARACIC I   | 21 NACINOVIC V | 30 MAMIC M     | 33 CINDRIC L   | 59 KLARICA L | 0:04 | 0           |         |
| 1 KUZMANOVIC D    | 5 DUVNJAK D    | 6 SOSTARIC M   | 18 KARACIC I   | 20 MARAS M     | 25 KUSAN T     | 33 CINDRIC L | 0:05 | 0           |         |
| 1 KUZMANOVIC D    | 6 SOSTARIC M   | 18 KARACIC I   | 20 MARAS M     | 25 KUSAN T     | 30 MAMIC M     | 33 CINDRIC L | 0:05 | 0           |         |
| 1 KUZMANOVIC D    | 2 MIHIC L      | 5 DUVNJAK D    | 6 SOSTARIC M   | 20 MARAS M     | 21 NACINOVIC V | 33 CINDRIC L | 0:06 | 0           |         |
| 1 KUZMANOVIC D    | 2 MIHIC L      | 6 SOSTARIC M   | 18 KARACIC I   | 20 MARAS M     | 21 NACINOVIC V | 59 KLARICA L | 0:06 | 0           |         |
| 1 KUZMANOVIC D    | 2 MIHIC L      | 6 SOSTARIC M   | 18 KARACIC I   | 21 NACINOVIC V | 30 MAMIC M     | 59 KLARICA L | 0:09 | 0           |         |

## Line-Up Analysis

Match No: 47

Cologne

Attendance: 19.750

### GER 24 - 30 CRO

#### CRO - Croatia

| Score development |              |                |                |                |                |              |      | Time Played | G Diff. |
|-------------------|--------------|----------------|----------------|----------------|----------------|--------------|------|-------------|---------|
| 1 KUZMANOVIC D    | 5 DUVNJAK D  | 6 SOSTARIC M   | 20 MARAS M     | 25 KUSAN T     | 33 CINDRIC L   | 59 KLARICA L | 0:09 | 0           |         |
| 1 KUZMANOVIC D    | 2 MIHIC L    | 6 SOSTARIC M   | 20 MARAS M     | 21 NACINOVIC V | 33 CINDRIC L   | 59 KLARICA L | 0:11 | 0           |         |
| 1 KUZMANOVIC D    | 5 DUVNJAK D  | 6 SOSTARIC M   | 20 MARAS M     | 25 KUSAN T     | 30 MAMIC M     | 59 KLARICA L | 0:12 | 0           |         |
| 1 KUZMANOVIC D    | 5 DUVNJAK D  | 6 SOSTARIC M   | 18 KARACIC I   | 21 NACINOVIC V | 30 MAMIC M     | 59 KLARICA L | 0:13 | 0           |         |
| 1 KUZMANOVIC D    | 5 DUVNJAK D  | 6 SOSTARIC M   | 18 KARACIC I   | 20 MARAS M     | 21 NACINOVIC V | 30 MAMIC M   | 0:13 | 0           |         |
| 1 KUZMANOVIC D    | 2 MIHIC L    | 6 SOSTARIC M   | 18 KARACIC I   | 20 MARAS M     | 21 NACINOVIC V | 30 MAMIC M   | 0:16 | 0           |         |
| 1 KUZMANOVIC D    | 5 DUVNJAK D  | 6 SOSTARIC M   | 20 MARAS M     | 25 KUSAN T     | 30 MAMIC M     | 33 CINDRIC L | 0:16 | 0           |         |
| 2 MIHIC L         | 6 SOSTARIC M | 18 KARACIC I   | 20 MARAS M     | 25 KUSAN T     | 33 CINDRIC L   | 59 KLARICA L | 0:17 | 0           |         |
| 1 KUZMANOVIC D    | 2 MIHIC L    | 5 DUVNJAK D    | 6 SOSTARIC M   | 20 MARAS M     | 25 KUSAN T     | 33 CINDRIC L | 0:21 | 0           |         |
| 2 MIHIC L         | 5 DUVNJAK D  | 6 SOSTARIC M   | 20 MARAS M     | 25 KUSAN T     | 33 CINDRIC L   | 59 KLARICA L | 0:28 | 0           |         |
| 2 MIHIC L         | 5 DUVNJAK D  | 6 SOSTARIC M   | 18 KARACIC I   | 20 MARAS M     | 25 KUSAN T     | 59 KLARICA L | 0:34 | 0           |         |
| 1 KUZMANOVIC D    | 2 MIHIC L    | 6 SOSTARIC M   | 21 NACINOVIC V | 30 MAMIC M     | 33 CINDRIC L   | 59 KLARICA L | 0:37 | 0           |         |
| 1 KUZMANOVIC D    | 18 KARACIC I | 25 KUSAN T     | 33 CINDRIC L   | 57 GLAVAS F    | 59 KLARICA L   | 62 JELINIC M | 1:31 | 0           |         |
| 1 KUZMANOVIC D    | 5 DUVNJAK D  | 18 KARACIC I   | 21 NACINOVIC V | 30 MAMIC M     | 57 GLAVAS F    | 62 JELINIC M | 2:20 | 0           |         |
| 1 KUZMANOVIC D    | 2 MIHIC L    | 5 DUVNJAK D    | 6 SOSTARIC M   | 21 NACINOVIC V | 30 MAMIC M     | 59 KLARICA L | 3:38 | 0           |         |
| 1 KUZMANOVIC D    | 2 MIHIC L    | 6 SOSTARIC M   | 20 MARAS M     | 25 KUSAN T     | 30 MAMIC M     | 59 KLARICA L | 0:04 | -1          |         |
| 1 KUZMANOVIC D    | 18 KARACIC I | 21 NACINOVIC V | 30 MAMIC M     | 33 CINDRIC L   | 59 KLARICA L   | 62 JELINIC M | 0:09 | -1          |         |
| 1 KUZMANOVIC D    | 18 KARACIC I | 25 KUSAN T     | 30 MAMIC M     | 33 CINDRIC L   | 59 KLARICA L   | 62 JELINIC M | 0:12 | -1          |         |
| 1 KUZMANOVIC D    | 2 MIHIC L    | 6 SOSTARIC M   | 20 MARAS M     | 21 NACINOVIC V | 30 MAMIC M     | 59 KLARICA L | 0:16 | -1          |         |
| 1 KUZMANOVIC D    | 5 DUVNJAK D  | 6 SOSTARIC M   | 25 KUSAN T     | 30 MAMIC M     | 33 CINDRIC L   | 59 KLARICA L | 0:19 | -1          |         |
| 1 KUZMANOVIC D    | 5 DUVNJAK D  | 18 KARACIC I   | 25 KUSAN T     | 30 MAMIC M     | 59 KLARICA L   | 62 JELINIC M | 0:36 | -1          |         |
| 1 KUZMANOVIC D    | 2 MIHIC L    | 6 SOSTARIC M   | 18 KARACIC I   | 20 MARAS M     | 25 KUSAN T     | 30 MAMIC M   | 0:58 | -1          |         |
| 1 KUZMANOVIC D    | 5 DUVNJAK D  | 18 KARACIC I   | 25 KUSAN T     | 30 MAMIC M     | 57 GLAVAS F    | 62 JELINIC M | 1:05 | -1          |         |
| 1 KUZMANOVIC D    | 5 DUVNJAK D  | 21 NACINOVIC V | 30 MAMIC M     | 33 CINDRIC L   | 57 GLAVAS F    | 62 JELINIC M | 1:18 | -1          |         |
| 1 KUZMANOVIC D    | 18 KARACIC I | 25 KUSAN T     | 30 MAMIC M     | 57 GLAVAS F    | 59 KLARICA L   | 62 JELINIC M | 1:52 | -1          |         |
| 1 KUZMANOVIC D    | 2 MIHIC L    | 6 SOSTARIC M   | 20 MARAS M     | 21 NACINOVIC V | 30 MAMIC M     | 33 CINDRIC L | 3:34 | -1          |         |
| 1 KUZMANOVIC D    | 2 MIHIC L    | 5 DUVNJAK D    | 6 SOSTARIC M   | 20 MARAS M     | 21 NACINOVIC V | 30 MAMIC M   | 2:06 | -2          |         |
| 1 KUZMANOVIC D    | 2 MIHIC L    | 6 SOSTARIC M   | 20 MARAS M     | 25 KUSAN T     | 30 MAMIC M     | 33 CINDRIC L | 2:49 | -2          |         |
| 1 KUZMANOVIC D    | 5 DUVNJAK D  | 21 NACINOVIC V | 33 CINDRIC L   | 41 LUCIN T     | 57 GLAVAS F    | 62 JELINIC M | 2:37 | -4          |         |

| Empty Net   |              |              |              |                |              |              |      | Time Played | GF | GA |
|-------------|--------------|--------------|--------------|----------------|--------------|--------------|------|-------------|----|----|
| 5 DUVNJAK D | 18 KARACIC I | 25 KUSAN T   | 30 MAMIC M   | 57 GLAVAS F    | 59 KLARICA L | 62 JELINIC M | 1:03 | 1           | 0  |    |
| 2 MIHIC L   | 5 DUVNJAK D  | 6 SOSTARIC M | 18 KARACIC I | 20 MARAS M     | 25 KUSAN T   | 59 KLARICA L | 0:34 | 0           | 0  |    |
| 2 MIHIC L   | 5 DUVNJAK D  | 6 SOSTARIC M | 20 MARAS M   | 25 KUSAN T     | 33 CINDRIC L | 59 KLARICA L | 0:28 | 0           | 0  |    |
| 2 MIHIC L   | 6 SOSTARIC M | 18 KARACIC I | 20 MARAS M   | 21 NACINOVIC V | 33 CINDRIC L | 59 KLARICA L | 0:20 | 1           | 0  |    |
| 2 MIHIC L   | 6 SOSTARIC M | 18 KARACIC I | 20 MARAS M   | 25 KUSAN T     | 33 CINDRIC L | 59 KLARICA L | 0:17 | 0           | 0  |    |

Legend:  
G Diff. Goals Difference