

Start List

Match No: 45

CRO - ISL

Referees: ACCOTO MARTINS Daniel (POR) / ACCOTO MARTINS Roberto (POR)
Reserve Referees: KURTAGIC Mirza (SWE) / WETTERWIK Mattias (SWE)

EHF Supervisor: VIZITIU Nicolae (MDA)
EHF Observer: KONOPLIASTYI Viktor (UKR)
Timekeeper: HAFERKAMP Michael (GER)
Scorekeeper: LÜCKERT Ludger (GER)

CRO - Croatia

No.	Name	Pos.	Height m	Int. Matches		Competition Statistics							
				MP	G	MP	G	7mG	YC	2Min	RC	S	7mS
1	KUZMANOVIC Dominik	GK	1.91	15	0	3						23	1
12	MANDIC Matej	GK	2.04	15	0	5						27	1
2	MIHIC Lovro	LW	1.81	55	73	5	1						
5	DUVNJAK Domagoj	CB	1.98	247	751	3				1			
6	SOSTARIC Mario	RW	1.93	11	40	5	21	9					
18	KARACIC Igor	CB	1.91	115	290	5	12						
20	MARAS Mateo	RB	2.03	17	30	3	6			1			
21	NACINOVIC Veron	P	2.04	21	43	4	12		1		3		
25	KUSAN Tomislav	P	2.00	8	15	3	8				2		
33	CINDRIC Luka	CB	1.81	104	301	5	9						
41	LUCIN Tin	CB	1.96	28	78	5	12				4		
53	SIPIC Marin	P	1.90	62	118	5	1						
57	GLAVAS Filip	RW	1.84	33	110	5	14	5			1		
58	SRNA Zvonimir	LB	2.02	21	39	5	16		1		5	1	
59	KLARICA Luka Lovre	RB	1.98	16	39	5	20				1		
62	JELINIC Marin	LW	1.94	30	78	5	14				1		
(NN)	IVIC Filip	GK	1.95	54	1	2						5	
(NN)	MAMIC Marko	LB	2.02	84	123	5					1		
(NN)	MARTINOVIC Ivan	RB	1.94	38	164	2	10						
Headcoach		PERKOVAČ Goran		Bench/Team									

CRO Played		
PR	ESP	39 - 29
PR	AUT	28 - 28
PR	ROU	31 - 25
MR	FRA	32 - 34
MR	HUN	26 - 29
MR	ISL	22 JAN
MR	GER	24 JAN

ISL - Iceland

No.	Name	Pos.	Height m	Int. Matches		Competition Statistics							
				MP	G	MP	G	7mG	YC	2Min	RC	S	7mS
1	GUSTAVSSON Björgvin Pall	GK	1.93	265	21	5						11	2
16	HALLGRIMSSON Viktor	GK	2.03	56	1	5						51	
2	RIKHARDSSON Odinn Thor	RW	1.83	34	98	3	7						
4	PÁLMARSSON Aron	LB	1.93	175	661	5	12				1		
7	KRISTJÁNSSON Viggó	RB	1.87	51	142	5	22	9			2		
8	ELISSON Bjarki Mar	LW	1.90	112	385	5	13	1			2		
9	JÓNSSON Elvar	LB	1.85	73	170	5	10				2		
10	KRISTJÁNSSON Gisli Thorgeir	CB	1.91	58	126	5	5				1		
11	GÍSLASON Ýmir	P	1.96	85	36	5	1		1		1		
17	VALENCIA Stiven Tobar	LW	1.84	13	11	5	1						
18	VIDARSSON Ellidi	P	1.92	44	93	5	17				5	1	
21	ARNARSSON Arnar Freyr	P	2.01	92	98	5	4						
22	GUDJONSSON Sigvaldi Bjorn	RW	1.92	70	199	5	15						
23	KRISTJÁNSSON Kristján Örn	RB	1.90	32	60	1							
25	THRASTARSON Haukur	CB	1.93	29	36	4	4						
27	ÓLAFSSON Einar Thorsteinn	LB	1.94	6	0	2							
(NN)	MAGNUSSON Ómar Ingi	RB	1.86	81	279	5	18	8					
(NN)	SMARASON Janus Dadi	CB	1.84	79	128	5	10						
Headcoach		GUDJÓNSSON Snorri Steinn		Bench/Team								2	

ISL Played		
PR	SRB	27 - 27
PR	MNE	31 - 30
PR	HUN	25 - 33
MR	GER	24 - 26
MR	FRA	32 - 39
MR	CRO	22 JAN
MR	AUT	24 JAN

Notes:
Players below the bold line are not playing in this match.

Legend:			
(NN)	Not nominated	2Min	2-Minute Suspensions
CB	Centre Back	G	Goals
LW	Left Wing	MP	Matches Played
Pos	Position	PR	Preliminary Round
RC	Red Cards (Direct and after 3rd 2-Minute Suspension)	RB	Right Back
YC	Yellow Cards	RW	Right Wing
		7mG	7-metre Goals
		GK	Goalkeeper
		MR	Main Round
		7mS	7-metre Saves
		LB	Left Back
		P	Line Player
		S	Saves

Results

Match No: 45

CRO 30 - 35 ISL

(18 - 16) (12 - 19)

Referees: ACCOTO MARTINS Daniel (POR) / ACCOTO MARTINS Roberto (POR)

Cologne

Attendance: 19.750

Croatia

Coach: PERKOVAC Goran

Time outs: 3

No.	Name	Total			Goals / Shots							Punishments			TP	
		Goals	Shots	%	7m	6m	Wing	BT	FB	FTO	9m	EG	YC	RC		2M
1	KUZMANOVIC Dominik															40:59
2	MIHIC Lovro															0:57
5	DUVNJAK Domagoj	4	4	100						1/1	3/3					30:37
6	SOSTARIC Mario	2	2	100	1/1				1/1							30:21
12	MANDIC Matej															14:21
18	KARACIC Igor	1	2	50							1/2					13:57
20	MARAS Mateo	0	1	0							0/1					6:36
21	NACINOVIC Veron	4	7	57			4/7								2	36:39
25	KUSAN Tomislav														1	18:50
33	CINDRIC Luka	4	7	57				2/2	2/2		0/1					29:17
41	LUCIN Tin	0	2	0			0/2									9:47
53	SIPIC Marin															5:28
57	GLAVAS Filip	1	3	33				1/3							1	30:14
58	SRNA Zvonimir	4	8	50			3/3				1/5					46:30
59	KLARICA Luka Lovre	4	6	67			1/2		1/2		2/2					47:27
62	JELINIC Marin	6	7	86				4/5	1/1	1/1						58:00
Totals		30	49	61	1/1	8/16	5/8	3/4	4/4	2/2	7/14				5	60:00

No.	Name	Total			Saves / Shots											
		Saves	Shots	%	7m	6m	Wing	BT	FB	FTO	9m					
1	KUZMANOVIC Dominik	10	34	29	0/1	4/12	2/4		1/9	0/1	3/7					
12	MANDIC Matej	2	12	17	0/1	2/3	0/1	0/3		0/1	0/3					
EG			1													
Totals		12	47	26	0/2	6/15	2/5	0/3	1/9	0/2	3/10					

Iceland

Coach: GUDJONSSON Snorri Steinn

Time outs: 1

No.	Name	Total			Goals / Shots							Punishments			TP	
		Goals	Shots	%	7m	6m	Wing	BT	FB	FTO	9m	EG	YC	RC		2M
1	GUSTAVSSON Björgvin Pall	1	1	100								1/1				50:22
2	RIKHARDSSON Odinn Thor	6	6	100	1/1	1/1			3/3	1/1						57:54
4	PALMARSSON Aron	6	7	86		2/3			1/1		3/3					43:27
7	KRISTJANSSON Viggó	4	7	57		1/3			1/1	1/1	1/2					50:15
8	ELISSON Bjarki Mar	8	11	73	1/1		3/5	1/1	3/4							60:00
9	JONSSON Elvar	1	1	100		1/1										43:25
10	KRISTJANSSON Gisli Thorgeir	3	3	100					2/2		1/1					5:38
11	GISLASON Ymir												1			10:50
16	HALLGRIMSSON Viktor															8:02
17	VALENCIA Stiven Tobar															0:00
18	VIDARSSON Ellidi	2	3	67		2/3										30:49
21	ARNARSSON Arnar Freyr	0	2	0		0/2									1	24:17
22	GUDJONSSON Sigvaldi Bjorn															0:00
23	KRISTJANSSON Kristján Örn	1	2	50					0/1		1/1					5:24
25	THRASTARSON Haukur	3	6	50		2/2					1/4					19:52
27	OLAFSSON Einar Thorsteinn															9:45
Totals		35	49	71	2/2	9/15	3/5	3/4	8/9	2/2	7/11	1/1			1	60:00

No.	Name	Total			Saves / Shots											
		Saves	Shots	%	7m	6m	Wing	BT	FB	FTO	9m					
1	GUSTAVSSON Björgvin Pall	12	34	35		5/11	3/7	0/3	0/3	0/1	4/9					
16	HALLGRIMSSON Viktor	0	8	0	0/1	0/2	0/1		0/1	0/1	0/2					
Totals		12	42	29	0/1	5/13	3/8	0/3	0/4	0/2	4/11					

Attacks

Team	All		Player Majority		Player Minority		Position Attacks		FB		Ind. FB		Team FB		TO	TO %
	G/Att.	%	G/Att.	%	G/Att.	%	G/Att.	%	G/Att.	%	G/Att.	%	G/Att.	%		
CRO	30/58	52	0/1	0	2/7	29	24/52	46	4/4	100			4/4	100	13	22
ISL	35/59	59	6/10	60	0/1	0	24/46	52	8/10	80			8/10	80	12	20

RUNNING SCORE

CRO - ISL	
1st Half	
0 (3') 1	KRISTJANSSON G
1 (3') 1	KLARICA L
1 (3') 2	KRISTJANSSON V
2 (3') 2	KLARICA L
2 (4') 3	PALMARSSON A
3 (4') 3	SRNA Z
4 (5') 3	NACINOVIC V
5 (5') 3	JELINIC M
5 (6') 4	KRISTJANSSON G
6 (6') 4	DUVNJAK D
7 (7') 4	SOSTARIC M
8 (8') 4	SOSTARIC M
8 (9') 5	JONSSON E
9 (9') 5	NACINOVIC V
9 (9') 6	ELISSON B
9 (11') 7	KRISTJANSSON G
10 (12') 7	DUVNJAK D
10 (12') 8	ELISSON B
10 (14') 9	ELISSON B
11 (15') 9	SRNA Z
11 (15') 10	PALMARSSON A
11 (17') 11	KRISTJANSSON V
11 (18') 12	PALMARSSON A
12 (18') 12	JELINIC M
12 (22') 13	KRISTJANSSON K
13 (22') 13	KLARICA L
13 (23') 14	VIDARSSON E
13 (24') 15	PALMARSSON A
14 (24') 15	CINDRIC L
15 (25') 15	CINDRIC L
16 (26') 15	JELINIC M
17 (29') 15	CINDRIC L
18 (30') 15	SRNA Z
18 (30') 16	RIKHARDSSON O
2nd Half	
18 (31') 17	RIKHARDSSON O
18 (33') 18	PALMARSSON A
19 (33') 18	SRNA Z
19 (36') 19	RIKHARDSSON O
19 (36') 20	GUSTAVSSON B
19 (37') 21	PALMARSSON A
20 (38') 21	JELINIC M
21 (39') 21	CINDRIC L
21 (39') 22	RIKHARDSSON O
22 (40') 22	DUVNJAK D
22 (40') 23	ELISSON B
23 (41') 23	DUVNJAK D
23 (43') 24	RIKHARDSSON O
24 (46') 24	JELINIC M
24 (46') 25	RIKHARDSSON O
25 (47') 25	GLAVAS F
25 (48') 26	VIDARSSON E
25 (49') 27	KRISTJANSSON V
25 (50') 28	ELISSON B
25 (51') 29	ELISSON B
25 (53') 30	ELISSON B
25 (54') 31	THRASTARSON H
26 (56') 31	KARACIC I
26 (56') 32	ELISSON B
27 (57') 32	NACINOVIC V
27 (57') 33	THRASTARSON H
28 (57') 33	JELINIC M
28 (58') 34	KRISTJANSSON V
29 (58') 34	NACINOVIC V
30 (60') 34	KLARICA L
30 (60') 35	THRASTARSON H

Legend:	
%	Efficiency
9m	9-metre Shots
FTO	Fast Throw off
RC	Red Cards (Direct and after 3rd 2-Minute Suspension)
Wing	Wing Shots
2M	2-Minute Suspensions
BT	Breakthroughs
G/Att.	Goals/Attacks
YC	Yellow Cards
6m	6-metre Shots
EG	Empty Goal
Ind.	Individual
TO	Turnover
7m	7-metre Penalty Shots
FB	Fast Breaks
No.	Uniform Number
TP	Time Played

MON 22 JAN 2024
Start Time: 15:30

Main Round Group I

Cologne

Match Team Statistics

Match No: 45

CRO 30 - 35 ISL

(18 - 16) (12 - 19)

Referees: ACCOTO MARTINS Daniel (POR) / ACCOTO MARTINS Roberto (POR)

CRO - Croatia

Coach: PERKOVAC Goran

Time outs: 3

No.	Name	Total			All Goals / Shots								Punishments				Offence			Defence			TP	
		Goals	Shots	%	7m	7m%	6m	Wing	BT	FB	FTO	9m	EG	YC	RC	2M	2+2	AS	R7	TO/TF	ST	BS		P7
1	KUZMANOVIC Dominik																	1						40:59
2	MIHIC Lovro																							0:57
5	DUVNJAK Domagoj	4	4	100						1/1	3/3													30:37
6	SOSTARIC Mario	2	2	100	1/1	100			1/1															30:21
12	MANDIC Matej																							14:21
18	KARACIC Igor	1	2	50							1/2						2		1					13:57
20	MARAS Mateo	0	1	0							0/1													6:36
21	NACINOVIC Veron	4	7	57			4/7								2				/ 1					36:39
25	KUSAN Tomislav													1							1			18:50
33	CINDRIC Luka	4	7	57			0/2		2/2	2/2	0/1								2 / 1			1		29:17
41	LUCIN Tin	0	2	0			0/2								1		1		1					9:47
53	SIPIC Marin																							5:28
57	GLAVAS Filip	1	3	33				1/3							1									30:14
58	SRNA Zvonimir	4	8	50			3/3				1/5						5		3 / 2					46:30
59	KLARICA Luka Lovre	4	6	67			1/2		1/2		2/2						3	1	2			1		47:27
62	JELINIC Marin	6	7	86				4/5		1/1	1/1													58:00
Totals		30	49	61	1/1	100	8/16	5/8	3/4	4/4	2/2	7/14			5		12	1	9 / 4		1	2		

No.	Name	Total			All Saves / Shots										
		Saves	Shots	%	7m	7m%	6m	Wing	BT	FB	FTO	9m	9m%	NS	NS%
1	KUZMANOVIC Dominik	10	34	29	0/1	0	4/12	2/4		1/9	0/1	3/7	43	6/16	38
12	MANDIC Matej	2	12	17	0/1	0	2/3	0/1	0/3		0/1	0/3	0	2/7	29
EG			1												
Totals		12	47	26	0/2	0	6/15	2/5	0/3	1/9	0/2	3/10	30	8/23	35

Attacks

Team	All		Player Majority		Player Minority		Position Attacks		FB		Ind. FB		Team FB		TO	TO %
	G/Att.	%	G/Att.	%	G/Att.	%	G/Att.	%	G/Att.	%	G/Att.	%	G/Att.	%		
CRO	30/58	52	0/1	0	2/7	29	24/52	46	4/4	100			4/4	100	13	22

Team Shots

	Goals	Saves	Missed	Post	Blocked	Total	%	Prop %
6m Shots	8	5	2	1		16	50	33
Wing Shots	5	3				8	63	16
L R	4 1	1 2				5 3	80 33	10 6
9m Shots	7	4	1		2	14	50	29
L C R	1 4 2	1 2 1	1		2	4 7 3	25 57 67	8 14 6
7m Penalty Throws	1					1	100	2
Fast Breaks	4					4	100	8
Breakthroughs	3		1			4	75	8
Totals	30	12	4	1	2	49	61	100

Legend:			
%	Efficiency	2M	2-Minute Suspensions
9m	9-metre Shots	AS	Assists
EG	Empty Goal	FB	Fast Breaks
L	Left	NS	Near Shots
R	Right	RC	Red Cards (Direct and after 3rd 2-Minute Suspension)
TP	Time Played	Wing	Wing Shots
2+2	2+2 Minute Suspensions	BT	Blocked Shots
FTO	Fast Throw off	P7	Penalty 7-metre Fouls
6m	6-metre Shots	YC	Yellow Cards
BT	Breakthroughs	G/Att.	Goals/Attacks
G/Att.	Goals/Attacks	Prop %	Proportion of Goals
ST	Steals	7m	7-metre Penalty Shots
TO/TF	Turnover/Technical Faults	C	Center
		Ind.	Individual
		R7	Received 7-metre Fouls

Match Team Statistics

Match No: 45

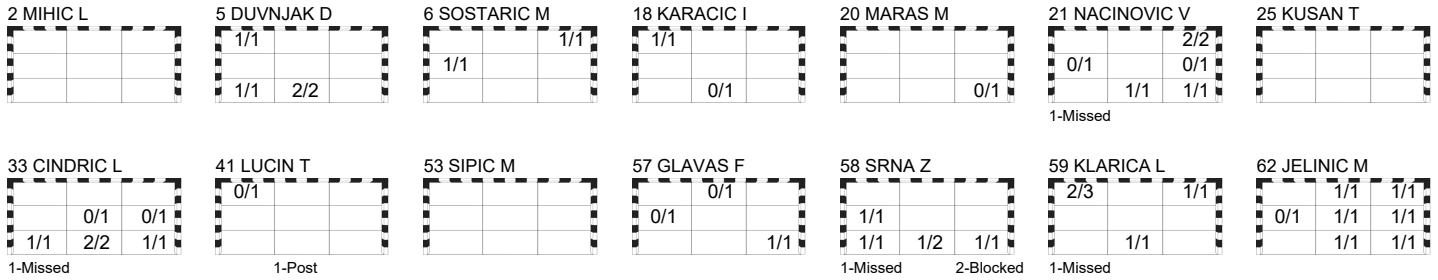
CRO 30 - 35 ISL

(18 - 16) (12 - 19)

Referees: ACCOTO MARTINS Daniel (POR) / ACCOTO MARTINS Roberto (POR)

CRO - Croatia

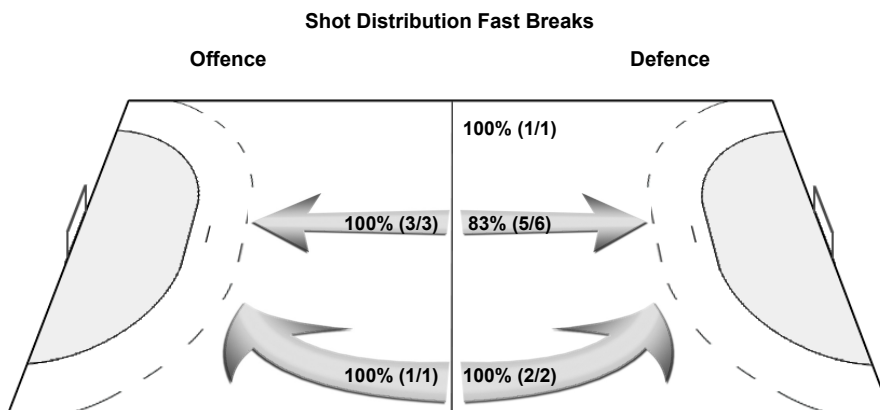
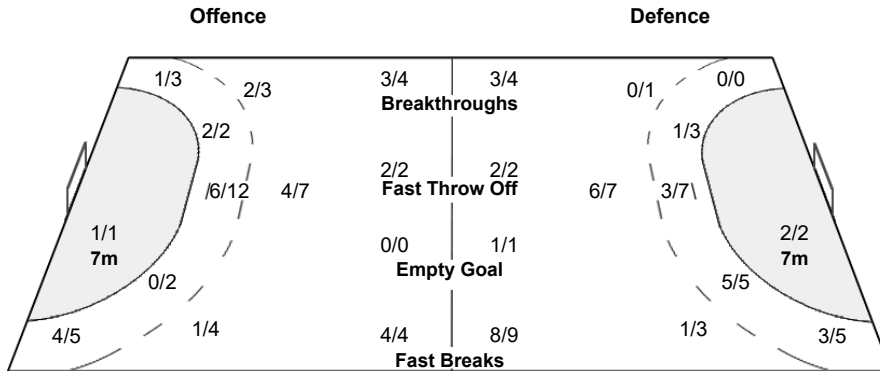
OverView of Shot Distribution



Team Goals / Shots

4/6	1/2	5/5
2/5	1/2	1/3
3/3	8/10	5/6

4-Missed 1-Post 2-Blocked



Match Team Statistics

Match No: 45

CRO 30 - 35 ISL

(18 - 16) (12 - 19)

Referees: ACCOTO MARTINS Daniel (POR) / ACCOTO MARTINS Roberto (POR)

ISL - Iceland

Coach: GUDJONSSON Snorri Steinn

Time outs: 1

No.	Name	Total			All Goals / Shots									Punishments				Offence			Defence			TP
		Goals	Shots	%	7m	7m%	6m	Wing	BT	FB	FTO	9m	EG	YC	RC	2M	2+2	AS	R7	TO/TF	ST	BS	P7	
1	GUSTAVSSON Björgvin Pall	1	1	100								1/1							1					50:22
2	RIKHARDSSON Odinn Thor	6	6	100	1/1	100	1/1				3/3	1/1							1 / 1	1				57:54
4	PALMARSSON Aron	6	7	86			2/3				1/1		3/3					4	1					43:27
7	KRISTJANSSON Viggó	4	7	57			1/3				1/1	1/1	1/2					3	1					50:15
8	ELISSON Bjarki Mar	8	11	73	1/1	100		3/5	1/1	3/4								1						60:00
9	JONSSON Elvar	1	1	100			1/1											3		/ 3	1	1		43:25
10	KRISTJANSSON Gisli Thorgeir	3	3	100					2/2			1/1								1				5:38
11	GISLASON Ymir														1									10:50
16	HALLGRIMSSON Viktor																							8:02
17	VALENCIA Stiven Tobar																							0:00
18	VIDARSSON Ellidi	2	3	67			2/3											1			1	1	1	30:49
21	ARNARSSON Arnar Freyr	0	2	0			0/2									1				/ 1				24:17
22	GUDJONSSON Sigvaldi Bjorn																							0:00
23	KRISTJANSSON Kristján Örn	1	2	50					0/1			1/1						2	1	1				5:24
25	THRASTARSON Haukur	3	6	50			2/2					1/4						5		1	1			19:52
27	OLAFSSON Einar Thorsteinn																							9:45
Totals		35	49	71	2/2	100	9/15	3/5	3/4	8/9	2/2	7/11	1/1		1	1		18	2	7 / 5	4	2	1	

No.	Name	Total			All Saves / Shots										
		Saves	Shots	%	7m	7m%	6m	Wing	BT	FB	FTO	9m	9m%	NS	NS%
1	GUSTAVSSON Björgvin Pall	12	34	35			5/11	3/7	0/3	0/3	0/1	4/9	44	8/21	38
16	HALLGRIMSSON Viktor	0	8	0	0/1	0	0/2	0/1	0/1	0/1	0/2	0	0/3	0	
Totals		12	42	29	0/1	0	5/13	3/8	0/3	0/4	0/2	4/11	36	8/24	33

Attacks

Team	All		Player Majority		Player Minority		Position Attacks		FB		Ind. FB		Team FB		TO	TO %
	G/Att.	%	G/Att.	%	G/Att.	%	G/Att.	%	G/Att.	%	G/Att.	%	G/Att.	%		
ISL	35/59	59	6/10	60	0/1	0	24/46	52	8/10	80			8/10	80	12	20

Team Shots

	Goals	Saves	Missed	Post	Blocked	Total	%	Prop %
6m Shots	9	6				15	60	31
Wing Shots	3	2				5	60	10
L R	3	2				5	60	10 0
9m Shots	7	3			1	11	64	22
L C R	1 6	1 1 1			1	3 7 1	33 86 0	6 14 2
7m Penalty Throws	2					2	100	4
Fast Breaks	8	1				9	89	18
Breakthroughs	3			1		4	75	8
Totals	35	12		1	1	49	71	100

Legend:	
%	Efficiency
9m	9-metre Shots
EG	Empty Goal
L	Left
R	Right
TP	Time Played
2M	2-Minute Suspensions
AS	Assists
FB	Fast Breaks
NS	Near Shots
RC	Red Cards (Direct and after 3rd 2-Minute Suspension)
Wing	Wing Shots
2+2	2+2 Minute Suspensions
BS	Blocked Shots
FTO	Fast Throw off
P7	Penalty 7-metre Fouls
YC	Yellow Cards
6m	6-metre Shots
BT	Breakthroughs
G/Att.	Goals/Attacks
Prop %	Proportion of Goals
ST	Steals
7m	7-metre Penalty Shots
C	Center
Ind.	Individual
R7	Received 7-metre Fouls
TO/TF	Turnover/Technical Faults

MON 22 JAN 2024
Start Time: 15:30

Main Round Group I

Cologne


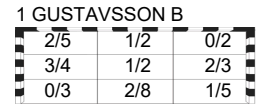
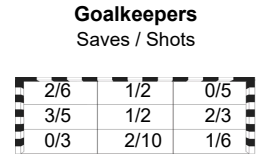
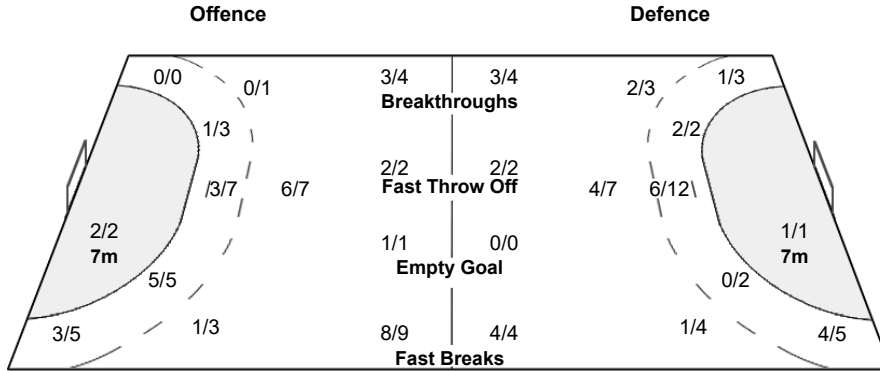
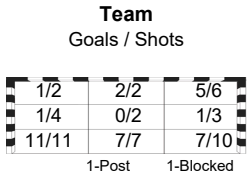
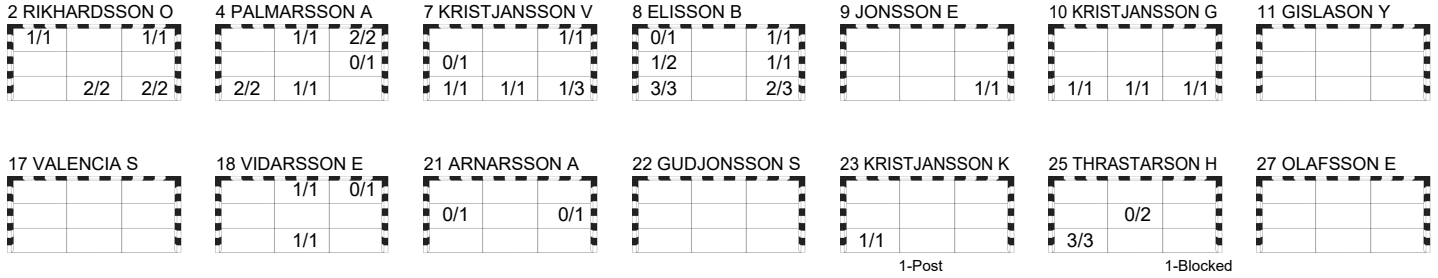
Match Team Statistics
Match No: 45

CRO 30 - 35 ISL
(18 - 16) (12 - 19)

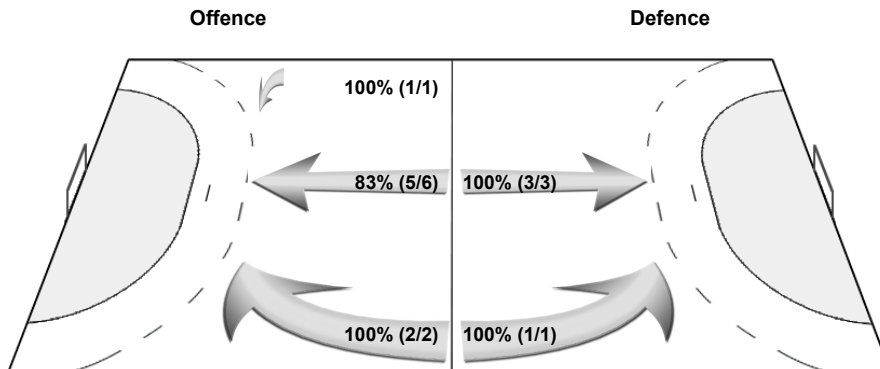
Referees: ACCOTO MARTINS Daniel (POR) / ACCOTO MARTINS Roberto (POR)

ISL - Iceland

OverView of Shot Distribution



Shot Distribution Fast Breaks



MON 22 JAN 2024

Start Time: 15:30

Play by Play

Match No: 45

Cologne

CRO 30 - 35 ISL

(18 - 16) (12 - 19)

Referees: ACCOTO MARTINS Daniel (POR) / ACCOTO MARTINS Roberto (POR)

CRO	1 KUZMANOVIC Dominik	2 MIHIC Lovro	5 DUVNJAK Domagoj	A DVORSEK Boris
	6 SOSTARIC Mario	12 MANDIC Matej	18 KARACIC Igor	B PERKOVAC Goran
	20 MARAS Mateo	21 NACINOVIC Veron	25 KUSAN Tomislav	C MATOSEVIC Valter
	33 CINDRIC Luka	41 LUCIN Tin	53 SIPIC Marin	D KERCEL Zeljko
	57 GLAVAS Filip	58 SRNA Zvonimir	59 KLARICA Luka Lovre	
	62 JELINIC Marin			
ISL	1 GUSTAVSSON Björgvin Pall	2 RIKHARDSSON Odinn Thor	4 PALMARSSON Aron	A GUDJONSSON Snorri Steinn
	7 KRISTJANSSON Viggó	8 ELISSON Bjarki Mar	9 JONSSON Elvar	B ATLASON Arnór
	10 KRISTJANSSON Gisli Thorgeir	11 GISLASON Ymir	16 HALLGRIMSSON Viktor	C OSKARSSON Oskar Bjarni
	12 VALENCIA Stiven Tobar	18 VIDARSSON Ellidi	21 ARNARSSON Arnar Freyr	E GUDMUNDSSON Jon Birgir
	27 GUDJONSSON Sigvaldi Bjorn	23 KRISTJANSSON Kristján Örn	25 THRASTARSON Haukur	
	27 OLAFSSON Einar Thorsteinn			

1st HALF

Match Time	CRO - Croatia	Score	Lead	ISL - Iceland
0:00	12 MANDIC M Goalkeeper			16 HALLGRIMSSON V Goalkeeper
0:44				4 PALMARSSON A Turnover
1:32	21 NACINOVIC V Technical Fault			
2:03		0 - 1	-1	10 KRISTJANSSON G Goal breakthrough bottom centre, 88.26 km/h
2:10	59 KLARICA L Goal centre 9m top left, 114.02 km/h	1 - 1	0	
2:22		1 - 2	-1	7 KRISTJANSSON V Goal fast throw off bottom right, 111.69 km/h
2:52	59 KLARICA L Goal right 9m top right, 113.14 km/h	2 - 2	0	
3:32		2 - 3	-1	4 PALMARSSON A Goal left 9m top right, 109.54 km/h
3:43	58 SRNA Z Goal right 6m bottom centre	3 - 3	0	
3:50				9 JONSSON E Technical Fault
4:35	21 NACINOVIC V Goal centre 6m top right (59 KLARICA L), 95.79 km/h	4 - 3	+1	
4:48				7 KRISTJANSSON V Shot right 6m saved middle left
4:59	62 JELINIC M Goal left wing bottom right (58 SRNA Z), 106.66 km/h	5 - 3	+2	
5:35		5 - 4	+1	10 KRISTJANSSON G Goal breakthrough bottom right, 102.63 km/h
5:43	5 DUVNJAK D Goal fast throw off bottom centre, 114.24 km/h	6 - 4	+2	
6:54				10 KRISTJANSSON G Turnover
6:59	6 SOSTARIC M Goal fast break top right, 105.90 km/h	7 - 4	+3	
7:12				7 KRISTJANSSON V Shot right 6m saved bottom right
7:45	59 KLARICA L 7m received			18 VIDARSSON E 7m caused
7:48	6 SOSTARIC M Goal Penalty shot middle left (59 KLARICA L), 103.69 km/h	8 - 4	+4	
8:02				1 GUSTAVSSON B for 16 HALLGRIMSSON V Goalkeeper Substitution
8:27		8 - 5	+3	9 JONSSON E Goal left 6m bottom right
8:38	21 NACINOVIC V Goal centre 6m bottom centre (58 SRNA Z), 87.65 km/h	9 - 5	+4	
8:52		9 - 6	+3	8 ELISSON B Goal breakthrough bottom left, 90.78 km/h
9:30				11 GISLASON Y Disqualification (red card-direct)
9:31				
9:58	33 CINDRIC L Shot centre 6m missed			
10:08				10 KRISTJANSSON G for 1 GUSTAVSSON B Empty goal
10:39		9 - 7	+2	10 KRISTJANSSON G Goal centre 9m bottom left, 93.75 km/h
10:40				1 GUSTAVSSON B for 7 KRISTJANSSON V Goalkeeper back
11:15	5 DUVNJAK D Goal centre 9m bottom centre, 123.39 km/h	10 - 7	+3	
11:25				4 PALMARSSON A for 1 GUSTAVSSON B Empty goal
11:31				
11:36				1 GUSTAVSSON B for 11 GISLASON Y Goalkeeper back
11:50	59 KLARICA L 7m caused			8 ELISSON B 7m received
11:57		10 - 8	+2	8 ELISSON B Goal Penalty shot middle right, 111.70 km/h
12:30	21 NACINOVIC V Shot centre 6m saved middle left			
13:00	21 NACINOVIC V 2-minutes suspension			
13:01				
13:35		10 - 9	+1	8 ELISSON B Goal left wing bottom right (9 JONSSON E), 111.35 km/h
13:47	25 KUSAN T for 12 MANDIC M Empty goal			
14:19	58 SRNA Z Goal right 9m middle left, 120.22 km/h	11 - 9	+2	
14:21	12 MANDIC M for 62 JELINIC M Goalkeeper back			
14:43		11 - 10	+1	4 PALMARSSON A Goal centre 9m bottom left, 125.13 km/h
14:55	62 JELINIC M for 12 MANDIC M Empty goal			
15:01				
15:23	58 SRNA Z Turnover			
15:25	1 KUZMANOVIC D for 58 SRNA Z Goalkeeper back			
15:34				9 JONSSON E Technical Fault
16:10	Team timeout			
16:27	33 CINDRIC L Technical Fault			
16:36		11 - 11	0	7 KRISTJANSSON V Goal right 6m bottom left (9 JONSSON E)

MON 22 JAN 2024

Start Time: 15:30

Cologne

Play by Play

Match No: 45

CRO 30 - 35 ISL

(18 - 16) (12 - 19)

1st HALF

Match Time	CRO - Croatia	Score	Lead	ISL - Iceland
16:46	41 LUCIN T Shot left 6m saved top left			
17:10	41 LUCIN T Turnover			
17:17		11 - 12	-1	4 PALMARSSON A Goal fast break bottom left, 112.92 km/h
17:25	62 JELINIC M Goal fast throw off middle right (41 LUCIN T), 92.88 km/h	12 - 12	0	
18:10				7 KRISTJANSSON V Turnover
18:18	59 KLARICA L Turnover			
18:24				8 ELISSON B Shot fast break saved top left
18:30				21 ARNARSSON A 2-minutes suspension
18:31				
18:50	62 JELINIC M Shot left wing saved middle left			
19:02				7 KRISTJANSSON V for 1 GUSTAVSSON B Empty goal
19:55				1 GUSTAVSSON B for 2 RIKHARDSSON O Goalkeeper back
20:07	25 KUSAN T Block			25 THRASTARSON H Shot left 9m blocked
20:28				25 THRASTARSON H Shot left 9m saved middle centre
20:31				
20:38	41 LUCIN T Shot left 6m post			
21:15		12 - 13	-1	23 KRISTJANSSON K Goal centre 9m bottom left, 117.43 km/h
21:48	59 KLARICA L Goal right 6m bottom centre	13 - 13	0	
22:33				8 ELISSON B Shot left wing saved bottom right
22:57		13 - 14	-1	18 VIDARSSON E Goal centre 6m bottom centre (23 KRISTJANSSON K), 89.84 km/h
23:10	59 KLARICA L Shot breakthrough missed			
23:20		13 - 15	-2	4 PALMARSSON A Goal left 6m top right (25 THRASTARSON H)
23:51	33 CINDRIC L Goal breakthrough bottom centre, 100.21 km/h	14 - 15	-1	
24:00				2 RIKHARDSSON O Turnover
24:29	33 CINDRIC L Goal breakthrough bottom right, 84.99 km/h	15 - 15	0	
24:54	25 KUSAN T 2-minutes suspension			
24:55				
25:07				23 KRISTJANSSON K Shot breakthrough post
25:23	21 NACINOVIC V for 1 KUZMANOVIC D Empty goal			
25:47	62 JELINIC M Goal left wing top centre (58 SRNA Z), 45.05 km/h	16 - 15	+1	
25:50	1 KUZMANOVIC D for 33 CINDRIC L Goalkeeper back			
26:23				8 ELISSON B Shot left wing saved middle left
26:36	33 CINDRIC L for 1 KUZMANOVIC D Empty goal			
26:55				
26:56	1 KUZMANOVIC D for 25 KUSAN T Goalkeeper back			
27:14	58 SRNA Z Shot left 9m blocked			9 JONSSON E Block
27:23	33 CINDRIC L Shot centre 9m saved middle right			
28:06				2 RIKHARDSSON O Technical Fault
28:14	20 MARAS M Shot right 9m saved bottom right			
28:20				1 GUSTAVSSON B Turnover Fastbreak
28:27	33 CINDRIC L Goal fast break bottom left (58 SRNA Z), 93.97 km/h	17 - 15	+2	
28:30				Team timeout
28:51				23 KRISTJANSSON K Turnover
29:27	58 SRNA Z Goal centre 6m bottom left, 97.89 km/h	18 - 15	+3	
29:58	33 CINDRIC L 7m caused			23 KRISTJANSSON K 7m received
30:00		18 - 16	+2	2 RIKHARDSSON O Goal Penalty shot top right (23 KRISTJANSSON K), 86.18 km/h

2nd HALF

Match Time	CRO - Croatia	Score	Lead	ISL - Iceland
30:00	1 KUZMANOVIC D Goalkeeper			1 GUSTAVSSON B Goalkeeper
30:46	59 KLARICA L Shot centre 6m saved top left			
30:55		18 - 17	+1	2 RIKHARDSSON O Goal fast break top left (7 KRISTJANSSON V), 103.38 km/h
31:45	21 NACINOVIC V Shot centre 6m missed			
32:27		18 - 18	0	4 PALMARSSON A Goal left 6m bottom centre
32:51	58 SRNA Z Goal centre 6m bottom right, 112.97 km/h	19 - 18	+1	
33:35	21 NACINOVIC V 2-minutes suspension			
33:36				
34:09				21 ARNARSSON A Shot centre 6m saved middle right
34:25	25 KUSAN T for 1 KUZMANOVIC D Empty goal			
34:55	58 SRNA Z Shot centre 9m saved bottom centre			
34:58	1 KUZMANOVIC D for 57 GLAVAS F Goalkeeper back			
35:01		19 - 19	0	2 RIKHARDSSON O Goal fast break bottom centre (4 PALMARSSON A), 90.32 km/h
35:11	57 GLAVAS F for 1 KUZMANOVIC D Empty goal			
35:27	58 SRNA Z Technical Fault			
35:31		19 - 20	-1	1 GUSTAVSSON B Goal empty goal bottom centre, 96.36 km/h
35:32	1 KUZMANOVIC D for 57 GLAVAS F Goalkeeper back			

Play by Play

Match No: 45

CRO 30 - 35 ISL

(18 - 16) (12 - 19)

2nd HALF

Match Time	CRO - Croatia	Score	Lead	ISL - Iceland
35:36				
36:19	58 SRNA Z Turnover			2 RIKHARDSSON O Steal
36:58		19 - 21	-2	4 PALMARSSON A Goal centre 9m top centre, 101.33 km/h
37:05	Team timeout			
37:41	33 CINDRIC L Shot centre 6m saved middle centre			
37:47	62 JELINIC M Goal left wing bottom centre, 100.92 km/h	20 - 21	-1	
38:22				4 PALMARSSON A Shot centre 6m saved middle right
38:29	33 CINDRIC L Goal fast break bottom centre, 94.79 km/h	21 - 21	0	
38:41		21 - 22	-1	2 RIKHARDSSON O Goal fast throw off bottom centre (4 PALMARSSON A), 91.87 km/h
39:05	5 DUVNJAK D Goal centre 9m bottom left, 118.17 km/h	22 - 22	0	
39:33				7 KRISTJANSSON V Shot right 9m saved bottom right
39:43	33 CINDRIC L Turnover			
39:48		22 - 23	-1	8 ELISSON B Goal fast break middle left (7 KRISTJANSSON V), 108.17 km/h
40:52	5 DUVNJAK D Goal centre 9m top left, 112.61 km/h	23 - 23	0	
42:10				21 ARNARSSON A Technical Fault
42:54	33 CINDRIC L Turnover			
42:59		23 - 24	-1	2 RIKHARDSSON O Goal fast break bottom right (25 THRSTARSON H), 85.14 km/h
43:40	58 SRNA Z Technical Fault			
43:49				21 ARNARSSON A Shot centre 6m saved middle left
44:29	58 SRNA Z Turnover			25 THRSTARSON H Steal
45:08				9 JONSSON E Technical Fault
45:14	62 JELINIC M Goal fast break middle centre (1 KUZMANOVIC D), 109.24 km/h	24 - 24	0	
45:53		24 - 25	-1	2 RIKHARDSSON O Goal centre 6m bottom right (25 THRSTARSON H), 86.07 km/h
46:38	57 GLAVAS F Goal right wing bottom right (18 KARACIC I), 89.68 km/h	25 - 25	0	
47:29		25 - 26	-1	18 VIDARSSON E Goal left 6m top centre (25 THRSTARSON H)
47:55	59 KLARICA L Turnover			18 VIDARSSON E Steal
48:00		25 - 27	-2	7 KRISTJANSSON V Goal fast break top right (18 VIDARSSON E), 105.55 km/h
49:16	18 KARACIC I Turnover			9 JONSSON E Steal
49:20		25 - 28	-3	8 ELISSON B Goal fast break bottom left (9 JONSSON E), 67.55 km/h
49:22	Team timeout			
49:47	57 GLAVAS F Shot right wing saved middle left			
50:40				25 THRSTARSON H Shot centre 9m saved middle centre
50:51	21 NACINOVIC V Shot centre 6m saved middle right			
50:57		25 - 29	-4	8 ELISSON B Goal fast break bottom right (7 KRISTJANSSON V), 106.59 km/h
51:01	41 LUCIN T 2-minutes suspension			
51:02				
51:10	58 SRNA Z for 1 KUZMANOVIC D Empty goal			
51:39	58 SRNA Z Shot centre 9m missed			
51:41	1 KUZMANOVIC D for 59 KLARICA L Goalkeeper back			
52:06		25 - 30	-5	8 ELISSON B Goal left wing bottom left (25 THRSTARSON H), 99.81 km/h
52:15	59 KLARICA L for 1 KUZMANOVIC D Empty goal			
52:39	57 GLAVAS F Shot right wing saved top centre			
52:40	1 KUZMANOVIC D for 59 KLARICA L Goalkeeper back			
52:41	57 GLAVAS F 2-minutes suspension			
53:00		25 - 31	-6	25 THRSTARSON H Goal left 6m bottom left (4 PALMARSSON A)
53:14	6 SOSTARIC M for 1 KUZMANOVIC D Empty goal			
53:50	18 KARACIC I Shot left 9m saved bottom centre			
53:52	1 KUZMANOVIC D for 6 SOSTARIC M Goalkeeper back			
54:17				25 THRSTARSON H Turnover
54:25	6 SOSTARIC M for 1 KUZMANOVIC D Empty goal			
54:42				
54:46	1 KUZMANOVIC D for 57 GLAVAS F Goalkeeper back			
55:00	58 SRNA Z Shot left 9m blocked			18 VIDARSSON E Block
55:08	18 KARACIC I Goal left 9m top left, 110.20 km/h	26 - 31	-5	
55:57		26 - 32	-6	8 ELISSON B Goal left wing top right (4 PALMARSSON A), 119.47 km/h
56:09	21 NACINOVIC V Goal centre 6m top right (59 KLARICA L), 65.37 km/h	27 - 32	-5	
56:32		27 - 33	-6	25 THRSTARSON H Goal centre 6m bottom left, 100.89 km/h
56:49	62 JELINIC M Goal left wing top right (58 SRNA Z), 106.23 km/h	28 - 33	-5	
57:26		28 - 34	-6	7 KRISTJANSSON V Goal centre 9m bottom centre, 120.33 km/h
57:41	21 NACINOVIC V Goal centre 6m bottom right (18 KARACIC I), 96.25 km/h	29 - 34	-5	
58:48				18 VIDARSSON E Shot centre 6m saved top right
59:13	59 KLARICA L Goal breakthrough top left, 108.39 km/h	30 - 34	-4	
59:49		30 - 35	-5	25 THRSTARSON H Goal centre 9m bottom left, 121.06 km/h

MON 22 JAN 2024
Start Time: 15:30

Main Round Group I

Empty Goal Analysis

Cologne

Match No: 45

CRO 30 - 35 ISL

(18 - 16) (12 - 19)

Referees: ACCOTO MARTINS Daniel (POR) / ACCOTO MARTINS Roberto (POR)

ATTACKS DURING OWN EMPTY GOAL SITUATION

Players on Court	Attacks		Goals		Saves		Missed		Blocked		Post		Turnovers		Scoring Efficiency		Goals Against	
	CRO	ISL	CRO	ISL	CRO	ISL	CRO	ISL	CRO	ISL	CRO	ISL	CRO	ISL	CRO	ISL	CRO	ISL
7 Against 6	3	2		1					2				1	1	0	50		
6 Against 6	7	1	2		3		1			1			1		29	0	1	
Others		1		1												100		
Total:	10	4	2	2	3		1		2	1			2	1	20	50		1

GOALS/ATTACKS DURING OWN EMPTY GOAL SITUATION - ANALYSIS OF OCCURRENCE (in 5 min intervals)

Players on Court	1st Half											
	0-5		5-10		10-15		15-20		20-25		25-30	
	CRO	ISL	CRO	ISL	CRO	ISL	CRO	ISL	CRO	ISL	CRO	ISL
7 Against 6						1/1	0/1	0/1				0/1
6 Against 6					1/1					0/1		1/1
Others												
Total:					1/1	1/1	0/1	0/1		0/1		1/2

Players on Court	2nd Half											
	30-35		35-40		40-45		45-50		50-55		55-60	
	CRO	ISL	CRO	ISL	CRO	ISL	CRO	ISL	CRO	ISL	CRO	ISL
7 Against 6												0/1
6 Against 6	0/1		0/1						0/3			
Others				1/1								
Total:	0/1		0/1	1/1					0/3			0/1

GOALS/ATTACKS DURING OWN EMPTY GOAL SITUATION - ANALYSIS BY DURATION

Team	<15 sec.	15-30 sec.	30-45 sec.	45-60 sec.	>60 sec.
CRO		1/5	1/5		
ISL	1/2		1/1		0/1

SUBSTITUTION SUMMARY

Players	CRO	ISL
Goalkeeper <-> Goalkeeper	0	1
Court Player <-> Goalkeeper	20	6
Court Player <-> Court Player	59	87
Total:	79	94

Line-Up Analysis

Match No: 45

Attendance: 19.750

CRO 30 - 35 ISL

CRO - Croatia

Lineup efficiency							Time Played	GF	GA
5 DUVNJAK D	6 SOSTARIC M	12 MANDIC M	21 NACINOVIC V	58 SRNA Z	59 KLARICA L	62 JELINIC M	9:15	5	9
1 KUZMANOVIC D	6 SOSTARIC M	18 KARACIC I	21 NACINOVIC V	58 SRNA Z	59 KLARICA L	62 JELINIC M	5:14	5	4
6 SOSTARIC M	12 MANDIC M	21 NACINOVIC V	33 CINDRIC L	58 SRNA Z	59 KLARICA L	62 JELINIC M	4:32	5	0
1 KUZMANOVIC D	5 DUVNJAK D	6 SOSTARIC M	25 KUSAN T	41 LUCIN T	59 KLARICA L	62 JELINIC M	4:00	0	1
1 KUZMANOVIC D	5 DUVNJAK D	33 CINDRIC L	57 GLAVAS F	58 SRNA Z	59 KLARICA L	62 JELINIC M	2:56	1	1
1 KUZMANOVIC D	5 DUVNJAK D	18 KARACIC I	53 SIPIC M	57 GLAVAS F	59 KLARICA L	62 JELINIC M	2:27	0	2
1 KUZMANOVIC D	5 DUVNJAK D	25 KUSAN T	33 CINDRIC L	57 GLAVAS F	58 SRNA Z	62 JELINIC M	2:21	2	3
1 KUZMANOVIC D	5 DUVNJAK D	21 NACINOVIC V	33 CINDRIC L	57 GLAVAS F	58 SRNA Z	62 JELINIC M	2:14	0	1
1 KUZMANOVIC D	21 NACINOVIC V	33 CINDRIC L	57 GLAVAS F	58 SRNA Z	59 KLARICA L	62 JELINIC M	2:11	1	1
1 KUZMANOVIC D	18 KARACIC I	21 NACINOVIC V	41 LUCIN T	57 GLAVAS F	59 KLARICA L	62 JELINIC M	1:48	0	1
1 KUZMANOVIC D	5 DUVNJAK D	33 CINDRIC L	53 SIPIC M	57 GLAVAS F	59 KLARICA L	62 JELINIC M	1:47	1	1
1 KUZMANOVIC D	20 MARAS M	21 NACINOVIC V	33 CINDRIC L	57 GLAVAS F	58 SRNA Z	62 JELINIC M	1:34	1	0
1 KUZMANOVIC D	6 SOSTARIC M	25 KUSAN T	33 CINDRIC L	41 LUCIN T	59 KLARICA L	62 JELINIC M	1:31	1	2
1 KUZMANOVIC D	5 DUVNJAK D	6 SOSTARIC M	25 KUSAN T	58 SRNA Z	59 KLARICA L	62 JELINIC M	1:25	0	2
1 KUZMANOVIC D	5 DUVNJAK D	25 KUSAN T	33 CINDRIC L	57 GLAVAS F	59 KLARICA L	62 JELINIC M	1:17	1	0
1 KUZMANOVIC D	18 KARACIC I	21 NACINOVIC V	41 LUCIN T	57 GLAVAS F	58 SRNA Z	62 JELINIC M	1:08	0	2
6 SOSTARIC M	21 NACINOVIC V	25 KUSAN T	33 CINDRIC L	58 SRNA Z	59 KLARICA L	62 JELINIC M	1:04	1	0
1 KUZMANOVIC D	33 CINDRIC L	53 SIPIC M	57 GLAVAS F	58 SRNA Z	59 KLARICA L	62 JELINIC M	1:00	0	0
18 KARACIC I	21 NACINOVIC V	41 LUCIN T	57 GLAVAS F	58 SRNA Z	59 KLARICA L	62 JELINIC M	0:56	0	0
1 KUZMANOVIC D	5 DUVNJAK D	20 MARAS M	25 KUSAN T	57 GLAVAS F	58 SRNA Z	62 JELINIC M	0:54	0	0
21 NACINOVIC V	25 KUSAN T	33 CINDRIC L	57 GLAVAS F	58 SRNA Z	59 KLARICA L	62 JELINIC M	0:54	0	1
1 KUZMANOVIC D	5 DUVNJAK D	18 KARACIC I	57 GLAVAS F	58 SRNA Z	59 KLARICA L	62 JELINIC M	0:52	1	1
20 MARAS M	21 NACINOVIC V	25 KUSAN T	33 CINDRIC L	57 GLAVAS F	58 SRNA Z	62 JELINIC M	0:47	1	0
1 KUZMANOVIC D	20 MARAS M	21 NACINOVIC V	25 KUSAN T	57 GLAVAS F	58 SRNA Z	62 JELINIC M	0:46	0	0
1 KUZMANOVIC D	25 KUSAN T	33 CINDRIC L	57 GLAVAS F	58 SRNA Z	59 KLARICA L	62 JELINIC M	0:45	0	0
1 KUZMANOVIC D	6 SOSTARIC M	20 MARAS M	25 KUSAN T	33 CINDRIC L	58 SRNA Z	62 JELINIC M	0:44	1	0
1 KUZMANOVIC D	6 SOSTARIC M	21 NACINOVIC V	25 KUSAN T	33 CINDRIC L	59 KLARICA L	62 JELINIC M	0:40	0	0
1 KUZMANOVIC D	2 MIHIC L	20 MARAS M	21 NACINOVIC V	33 CINDRIC L	57 GLAVAS F	58 SRNA Z	0:35	1	0
6 SOSTARIC M	18 KARACIC I	21 NACINOVIC V	57 GLAVAS F	58 SRNA Z	59 KLARICA L	62 JELINIC M	0:35	0	0
6 SOSTARIC M	12 MANDIC M	21 NACINOVIC V	25 KUSAN T	33 CINDRIC L	58 SRNA Z	59 KLARICA L	0:34	0	1
1 KUZMANOVIC D	18 KARACIC I	21 NACINOVIC V	57 GLAVAS F	58 SRNA Z	59 KLARICA L	62 JELINIC M	0:33	0	0
1 KUZMANOVIC D	5 DUVNJAK D	20 MARAS M	21 NACINOVIC V	33 CINDRIC L	57 GLAVAS F	58 SRNA Z	0:29	0	1
1 KUZMANOVIC D	21 NACINOVIC V	25 KUSAN T	33 CINDRIC L	58 SRNA Z	59 KLARICA L	62 JELINIC M	0:24	0	1
6 SOSTARIC M	18 KARACIC I	41 LUCIN T	57 GLAVAS F	58 SRNA Z	59 KLARICA L	62 JELINIC M	0:24	0	0
1 KUZMANOVIC D	6 SOSTARIC M	25 KUSAN T	33 CINDRIC L	58 SRNA Z	59 KLARICA L	62 JELINIC M	0:23	1	0
1 KUZMANOVIC D	2 MIHIC L	5 DUVNJAK D	20 MARAS M	21 NACINOVIC V	57 GLAVAS F	58 SRNA Z	0:22	0	0
1 KUZMANOVIC D	20 MARAS M	25 KUSAN T	33 CINDRIC L	57 GLAVAS F	58 SRNA Z	62 JELINIC M	0:21	1	0
1 KUZMANOVIC D	5 DUVNJAK D	33 CINDRIC L	53 SIPIC M	57 GLAVAS F	58 SRNA Z	62 JELINIC M	0:14	0	0
1 KUZMANOVIC D	5 DUVNJAK D	20 MARAS M	21 NACINOVIC V	57 GLAVAS F	58 SRNA Z	62 JELINIC M	0:04	0	0

Score development							Time Played	G Diff.
6 SOSTARIC M	12 MANDIC M	21 NACINOVIC V	33 CINDRIC L	58 SRNA Z	59 KLARICA L	62 JELINIC M	4:32	+5
1 KUZMANOVIC D	20 MARAS M	25 KUSAN T	33 CINDRIC L	57 GLAVAS F	58 SRNA Z	62 JELINIC M	0:21	+1
1 KUZMANOVIC D	6 SOSTARIC M	25 KUSAN T	33 CINDRIC L	58 SRNA Z	59 KLARICA L	62 JELINIC M	0:23	+1
1 KUZMANOVIC D	2 MIHIC L	20 MARAS M	21 NACINOVIC V	33 CINDRIC L	57 GLAVAS F	58 SRNA Z	0:35	+1
1 KUZMANOVIC D	6 SOSTARIC M	20 MARAS M	25 KUSAN T	33 CINDRIC L	58 SRNA Z	62 JELINIC M	0:44	+1
20 MARAS M	21 NACINOVIC V	25 KUSAN T	33 CINDRIC L	57 GLAVAS F	58 SRNA Z	62 JELINIC M	0:47	+1
6 SOSTARIC M	21 NACINOVIC V	25 KUSAN T	33 CINDRIC L	58 SRNA Z	59 KLARICA L	62 JELINIC M	1:04	+1
1 KUZMANOVIC D	5 DUVNJAK D	25 KUSAN T	33 CINDRIC L	57 GLAVAS F	59 KLARICA L	62 JELINIC M	1:17	+1
1 KUZMANOVIC D	20 MARAS M	21 NACINOVIC V	33 CINDRIC L	57 GLAVAS F	58 SRNA Z	62 JELINIC M	1:34	+1
1 KUZMANOVIC D	6 SOSTARIC M	18 KARACIC I	21 NACINOVIC V	58 SRNA Z	59 KLARICA L	62 JELINIC M	5:14	+1
1 KUZMANOVIC D	5 DUVNJAK D	20 MARAS M	21 NACINOVIC V	57 GLAVAS F	58 SRNA Z	62 JELINIC M	0:04	0
1 KUZMANOVIC D	5 DUVNJAK D	33 CINDRIC L	53 SIPIC M	57 GLAVAS F	58 SRNA Z	62 JELINIC M	0:14	0
1 KUZMANOVIC D	2 MIHIC L	5 DUVNJAK D	20 MARAS M	21 NACINOVIC V	57 GLAVAS F	58 SRNA Z	0:22	0
6 SOSTARIC M	18 KARACIC I	41 LUCIN T	57 GLAVAS F	58 SRNA Z	59 KLARICA L	62 JELINIC M	0:24	0
1 KUZMANOVIC D	18 KARACIC I	21 NACINOVIC V	57 GLAVAS F	58 SRNA Z	59 KLARICA L	62 JELINIC M	0:33	0
6 SOSTARIC M	18 KARACIC I	21 NACINOVIC V	57 GLAVAS F	58 SRNA Z	59 KLARICA L	62 JELINIC M	0:35	0
1 KUZMANOVIC D	6 SOSTARIC M	21 NACINOVIC V	25 KUSAN T	33 CINDRIC L	59 KLARICA L	62 JELINIC M	0:40	0
1 KUZMANOVIC D	25 KUSAN T	33 CINDRIC L	57 GLAVAS F	58 SRNA Z	59 KLARICA L	62 JELINIC M	0:45	0
1 KUZMANOVIC D	20 MARAS M	21 NACINOVIC V	25 KUSAN T	57 GLAVAS F	58 SRNA Z	62 JELINIC M	0:46	0
1 KUZMANOVIC D	5 DUVNJAK D	18 KARACIC I	57 GLAVAS F	58 SRNA Z	59 KLARICA L	62 JELINIC M	0:52	0
1 KUZMANOVIC D	5 DUVNJAK D	20 MARAS M	25 KUSAN T	57 GLAVAS F	58 SRNA Z	62 JELINIC M	0:54	0
18 KARACIC I	21 NACINOVIC V	41 LUCIN T	57 GLAVAS F	58 SRNA Z	59 KLARICA L	62 JELINIC M	0:56	0
1 KUZMANOVIC D	33 CINDRIC L	53 SIPIC M	57 GLAVAS F	58 SRNA Z	59 KLARICA L	62 JELINIC M	1:00	0
1 KUZMANOVIC D	5 DUVNJAK D	33 CINDRIC L	53 SIPIC M	57 GLAVAS F	59 KLARICA L	62 JELINIC M	1:47	0
1 KUZMANOVIC D	21 NACINOVIC V	33 CINDRIC L	57 GLAVAS F	58 SRNA Z	59 KLARICA L	62 JELINIC M	2:11	0
1 KUZMANOVIC D	5 DUVNJAK D	33 CINDRIC L	57 GLAVAS F	58 SRNA Z	59 KLARICA L	62 JELINIC M	2:56	0
1 KUZMANOVIC D	21 NACINOVIC V	25 KUSAN T	33 CINDRIC L	58 SRNA Z	59 KLARICA L	62 JELINIC M	0:24	-1
1 KUZMANOVIC D	5 DUVNJAK D	20 MARAS M	21 NACINOVIC V	33 CINDRIC L	57 GLAVAS F	58 SRNA Z	0:29	-1

Line-Up Analysis

Match No: 45

Cologne

Attendance: 19.750

CRO 30 - 35 ISL

CRO - Croatia

Score development							Time Played	G Diff.
6 SOSTARIC M	12 MANDIC M	21 NACINOVIC V	25 KUSAN T	33 CINDRIC L	58 SRNA Z	59 KLARICA L	0:34	-1
21 NACINOVIC V	25 KUSAN T	33 CINDRIC L	57 GLAVAS F	58 SRNA Z	59 KLARICA L	62 JELINIC M	0:54	-1
1 KUZMANOVIC D	6 SOSTARIC M	25 KUSAN T	33 CINDRIC L	41 LUCIN T	59 KLARICA L	62 JELINIC M	1:31	-1
1 KUZMANOVIC D	18 KARACIC I	21 NACINOVIC V	41 LUCIN T	57 GLAVAS F	59 KLARICA L	62 JELINIC M	1:48	-1
1 KUZMANOVIC D	5 DUVNJAK D	21 NACINOVIC V	33 CINDRIC L	57 GLAVAS F	58 SRNA Z	62 JELINIC M	2:14	-1
1 KUZMANOVIC D	5 DUVNJAK D	25 KUSAN T	33 CINDRIC L	57 GLAVAS F	58 SRNA Z	62 JELINIC M	2:21	-1
1 KUZMANOVIC D	5 DUVNJAK D	6 SOSTARIC M	25 KUSAN T	41 LUCIN T	59 KLARICA L	62 JELINIC M	4:00	-1
1 KUZMANOVIC D	18 KARACIC I	21 NACINOVIC V	41 LUCIN T	57 GLAVAS F	58 SRNA Z	62 JELINIC M	1:08	-2
1 KUZMANOVIC D	5 DUVNJAK D	6 SOSTARIC M	25 KUSAN T	58 SRNA Z	59 KLARICA L	62 JELINIC M	1:25	-2
1 KUZMANOVIC D	5 DUVNJAK D	18 KARACIC I	53 SIPIC M	57 GLAVAS F	59 KLARICA L	62 JELINIC M	2:27	-2
5 DUVNJAK D	6 SOSTARIC M	12 MANDIC M	21 NACINOVIC V	58 SRNA Z	59 KLARICA L	62 JELINIC M	9:15	-4

Empty Net							Time Played	GF	GA
6 SOSTARIC M	21 NACINOVIC V	25 KUSAN T	33 CINDRIC L	58 SRNA Z	59 KLARICA L	62 JELINIC M	1:04	1	0
18 KARACIC I	21 NACINOVIC V	41 LUCIN T	57 GLAVAS F	58 SRNA Z	59 KLARICA L	62 JELINIC M	0:56	0	0
21 NACINOVIC V	25 KUSAN T	33 CINDRIC L	57 GLAVAS F	58 SRNA Z	59 KLARICA L	62 JELINIC M	0:54	0	1
20 MARAS M	21 NACINOVIC V	25 KUSAN T	33 CINDRIC L	57 GLAVAS F	58 SRNA Z	62 JELINIC M	0:47	1	0
6 SOSTARIC M	18 KARACIC I	21 NACINOVIC V	57 GLAVAS F	58 SRNA Z	59 KLARICA L	62 JELINIC M	0:35	0	0
6 SOSTARIC M	18 KARACIC I	41 LUCIN T	57 GLAVAS F	58 SRNA Z	59 KLARICA L	62 JELINIC M	0:24	0	0



MEN'S EUROPEAN HANDBALL CHAMPIONSHIP

EHF EURO 2024

Main Round Group I



MEN'S EHF EURO 2024

GERMANY
10-28 JANUARY

MON 22 JAN 2024
Start Time: 15:30

Line-Up Analysis

Match No: 45

Cologne

Attendance: 19.750

CRO 30 - 35 ISL

ISL - Iceland

Lineup efficiency										Time Played	GF	GA
1 GUSTAVSSON B	2 RIKHARDSSON O	4 PALMARSSON A	7 KRISTJANSSON V	8 ELISSON B	9 JONSSON E	21 ARNARSSON A	10:08	8	3			
1 GUSTAVSSON B	2 RIKHARDSSON O	4 PALMARSSON A	7 KRISTJANSSON V	8 ELISSON B	9 JONSSON E	18 VIDARSSON E	8:21	3	6			
1 GUSTAVSSON B	2 RIKHARDSSON O	4 PALMARSSON A	7 KRISTJANSSON V	8 ELISSON B	9 JONSSON E	18 VIDARSSON E	6:39	8	0			
1 GUSTAVSSON B	2 RIKHARDSSON O	7 KRISTJANSSON V	8 ELISSON B	9 JONSSON E	21 ARNARSSON A	25 THRASTARSON H	5:59	2	2			
1 GUSTAVSSON B	2 RIKHARDSSON O	4 PALMARSSON A	8 ELISSON B	18 VIDARSSON E	23 KRISTJANSSON K	25 THRASTARSON H	3:12	2	0			
2 RIKHARDSSON O	4 PALMARSSON A	7 KRISTJANSSON V	8 ELISSON B	9 JONSSON E	11 GISLASON Y	16 HALLGRIMSSON V	3:01	0	4			
1 GUSTAVSSON B	2 RIKHARDSSON O	4 PALMARSSON A	8 ELISSON B	9 JONSSON E	18 VIDARSSON E	27 OLAFSSON E	2:55	0	4			
1 GUSTAVSSON B	2 RIKHARDSSON O	7 KRISTJANSSON V	8 ELISSON B	9 JONSSON E	21 ARNARSSON A	27 OLAFSSON E	2:54	1	1			
1 GUSTAVSSON B	2 RIKHARDSSON O	7 KRISTJANSSON V	8 ELISSON B	9 JONSSON E	11 GISLASON Y	18 VIDARSSON E	2:06	0	2			
2 RIKHARDSSON O	4 PALMARSSON A	7 KRISTJANSSON V	8 ELISSON B	10 KRISTJANSSON G	11 GISLASON Y	16 HALLGRIMSSON V	1:55	2	0			
2 RIKHARDSSON O	7 KRISTJANSSON V	8 ELISSON B	9 JONSSON E	10 KRISTJANSSON G	11 GISLASON Y	16 HALLGRIMSSON V	1:54	1	1			
1 GUSTAVSSON B	2 RIKHARDSSON O	4 PALMARSSON A	7 KRISTJANSSON V	8 ELISSON B	21 ARNARSSON A	27 OLAFSSON E	0:58	1	1			
2 RIKHARDSSON O	4 PALMARSSON A	7 KRISTJANSSON V	8 ELISSON B	18 VIDARSSON E	21 ARNARSSON A	25 THRASTARSON H	0:53	0	1			
1 GUSTAVSSON B	4 PALMARSSON A	8 ELISSON B	9 JONSSON E	18 VIDARSSON E	23 KRISTJANSSON K	27 OLAFSSON E	0:53	1	1			
1 GUSTAVSSON B	2 RIKHARDSSON O	4 PALMARSSON A	8 ELISSON B	9 JONSSON E	21 ARNARSSON A	27 OLAFSSON E	0:43	0	1			
1 GUSTAVSSON B	2 RIKHARDSSON O	4 PALMARSSON A	7 KRISTJANSSON V	8 ELISSON B	21 ARNARSSON A	25 THRASTARSON H	0:42	0	0			
2 RIKHARDSSON O	7 KRISTJANSSON V	8 ELISSON B	9 JONSSON E	11 GISLASON Y	16 HALLGRIMSSON V	18 VIDARSSON E	0:40	0	1			
1 GUSTAVSSON B	2 RIKHARDSSON O	7 KRISTJANSSON V	8 ELISSON B	9 JONSSON E	18 VIDARSSON E	27 OLAFSSON E	0:40	1	0			
1 GUSTAVSSON B	4 PALMARSSON A	7 KRISTJANSSON V	8 ELISSON B	18 VIDARSSON E	21 ARNARSSON A	25 THRASTARSON H	0:40	0	0			
1 GUSTAVSSON B	2 RIKHARDSSON O	7 KRISTJANSSON V	8 ELISSON B	9 JONSSON E	18 VIDARSSON E	25 THRASTARSON H	0:40	0	1			
1 GUSTAVSSON B	2 RIKHARDSSON O	7 KRISTJANSSON V	8 ELISSON B	9 JONSSON E	10 KRISTJANSSON G	18 VIDARSSON E	0:39	2	0			
1 GUSTAVSSON B	2 RIKHARDSSON O	4 PALMARSSON A	8 ELISSON B	21 ARNARSSON A	23 KRISTJANSSON K	25 THRASTARSON H	0:38	0	0			
2 RIKHARDSSON O	7 KRISTJANSSON V	8 ELISSON B	9 JONSSON E	10 KRISTJANSSON G	11 GISLASON Y	18 VIDARSSON E	0:32	1	0			
1 GUSTAVSSON B	2 RIKHARDSSON O	4 PALMARSSON A	8 ELISSON B	18 VIDARSSON E	21 ARNARSSON A	27 OLAFSSON E	0:24	0	0			
4 PALMARSSON A	7 KRISTJANSSON V	8 ELISSON B	9 JONSSON E	10 KRISTJANSSON G	11 GISLASON Y	16 HALLGRIMSSON V	0:17	1	1			
1 GUSTAVSSON B	2 RIKHARDSSON O	4 PALMARSSON A	8 ELISSON B	9 JONSSON E	18 VIDARSSON E	23 KRISTJANSSON K	0:16	0	0			
2 RIKHARDSSON O	4 PALMARSSON A	7 KRISTJANSSON V	8 ELISSON B	9 JONSSON E	11 GISLASON Y	18 VIDARSSON E	0:11	0	0			
7 KRISTJANSSON V	8 ELISSON B	9 JONSSON E	10 KRISTJANSSON G	11 GISLASON Y	16 HALLGRIMSSON V	18 VIDARSSON E	0:08	0	1			
1 GUSTAVSSON B	2 RIKHARDSSON O	4 PALMARSSON A	8 ELISSON B	18 VIDARSSON E	21 ARNARSSON A	25 THRASTARSON H	0:08	0	0			
1 GUSTAVSSON B	2 RIKHARDSSON O	4 PALMARSSON A	7 KRISTJANSSON V	8 ELISSON B	18 VIDARSSON E	21 ARNARSSON A	0:08	0	0			
1 GUSTAVSSON B	2 RIKHARDSSON O	8 ELISSON B	9 JONSSON E	18 VIDARSSON E	23 KRISTJANSSON K	25 THRASTARSON H	0:08	0	0			
2 RIKHARDSSON O	7 KRISTJANSSON V	8 ELISSON B	9 JONSSON E	10 KRISTJANSSON G	16 HALLGRIMSSON V	18 VIDARSSON E	0:07	0	0			
1 GUSTAVSSON B	2 RIKHARDSSON O	4 PALMARSSON A	8 ELISSON B	18 VIDARSSON E	23 KRISTJANSSON K	27 OLAFSSON E	0:07	0	0			
1 GUSTAVSSON B	2 RIKHARDSSON O	8 ELISSON B	9 JONSSON E	10 KRISTJANSSON G	11 GISLASON Y	18 VIDARSSON E	0:06	0	0			
1 GUSTAVSSON B	4 PALMARSSON A	8 ELISSON B	18 VIDARSSON E	23 KRISTJANSSON K	25 THRASTARSON H	27 OLAFSSON E	0:06	0	0			
1 GUSTAVSSON B	2 RIKHARDSSON O	4 PALMARSSON A	8 ELISSON B	9 JONSSON E	18 VIDARSSON E	25 THRASTARSON H	0:05	0	0			
1 GUSTAVSSON B	2 RIKHARDSSON O	4 PALMARSSON A	7 KRISTJANSSON V	8 ELISSON B	18 VIDARSSON E	27 OLAFSSON E	0:03	0	0			
1 GUSTAVSSON B	4 PALMARSSON A	8 ELISSON B	9 JONSSON E	18 VIDARSSON E	23 KRISTJANSSON K	25 THRASTARSON H	0:02	0	0			
1 GUSTAVSSON B	2 RIKHARDSSON O	4 PALMARSSON A	8 ELISSON B	21 ARNARSSON A	23 KRISTJANSSON K	27 OLAFSSON E	0:02	0	0			

Score development										Time Played	G Diff.
1 GUSTAVSSON B	2 RIKHARDSSON O	4 PALMARSSON A	7 KRISTJANSSON V	8 ELISSON B	18 VIDARSSON E	25 THRASTARSON H	6:39		+8		
1 GUSTAVSSON B	2 RIKHARDSSON O	4 PALMARSSON A	7 KRISTJANSSON V	8 ELISSON B	9 JONSSON E	21 ARNARSSON A	10:08		+5		
1 GUSTAVSSON B	2 RIKHARDSSON O	7 KRISTJANSSON V	8 ELISSON B	9 JONSSON E	10 KRISTJANSSON G	18 VIDARSSON E	0:39		+2		
2 RIKHARDSSON O	4 PALMARSSON A	7 KRISTJANSSON V	8 ELISSON B	10 KRISTJANSSON G	11 GISLASON Y	16 HALLGRIMSSON V	1:55		+2		
1 GUSTAVSSON B	2 RIKHARDSSON O	4 PALMARSSON A	8 ELISSON B	18 VIDARSSON E	23 KRISTJANSSON K	25 THRASTARSON H	3:12		+2		
2 RIKHARDSSON O	7 KRISTJANSSON V	8 ELISSON B	9 JONSSON E	10 KRISTJANSSON G	11 GISLASON Y	18 VIDARSSON E	0:32		+1		
1 GUSTAVSSON B	2 RIKHARDSSON O	7 KRISTJANSSON V	8 ELISSON B	9 JONSSON E	18 VIDARSSON E	27 OLAFSSON E	0:40		+1		
1 GUSTAVSSON B	4 PALMARSSON A	8 ELISSON B	9 JONSSON E	18 VIDARSSON E	23 KRISTJANSSON K	25 THRASTARSON H	0:02		0		
1 GUSTAVSSON B	2 RIKHARDSSON O	4 PALMARSSON A	8 ELISSON B	21 ARNARSSON A	23 KRISTJANSSON K	27 OLAFSSON E	0:02		0		
1 GUSTAVSSON B	2 RIKHARDSSON O	4 PALMARSSON A	7 KRISTJANSSON V	8 ELISSON B	18 VIDARSSON E	27 OLAFSSON E	0:03		0		
1 GUSTAVSSON B	2 RIKHARDSSON O	4 PALMARSSON A	8 ELISSON B	9 JONSSON E	18 VIDARSSON E	25 THRASTARSON H	0:05		0		
1 GUSTAVSSON B	2 RIKHARDSSON O	8 ELISSON B	9 JONSSON E	10 KRISTJANSSON G	11 GISLASON Y	18 VIDARSSON E	0:06		0		
1 GUSTAVSSON B	4 PALMARSSON A	8 ELISSON B	18 VIDARSSON E	23 KRISTJANSSON K	25 THRASTARSON H	27 OLAFSSON E	0:06		0		
2 RIKHARDSSON O	7 KRISTJANSSON V	8 ELISSON B	9 JONSSON E	10 KRISTJANSSON G	16 HALLGRIMSSON V	18 VIDARSSON E	0:07		0		
1 GUSTAVSSON B	2 RIKHARDSSON O	4 PALMARSSON A	8 ELISSON B	18 VIDARSSON E	23 KRISTJANSSON K	27 OLAFSSON E	0:07		0		
1 GUSTAVSSON B	2 RIKHARDSSON O	4 PALMARSSON A	8 ELISSON B	18 VIDARSSON E	21 ARNARSSON A	25 THRASTARSON H	0:08		0		
1 GUSTAVSSON B	2 RIKHARDSSON O	4 PALMARSSON A	7 KRISTJANSSON V	8 ELISSON B	18 VIDARSSON E	21 ARNARSSON A	0:08		0		
1 GUSTAVSSON B	2 RIKHARDSSON O	8 ELISSON B	9 JONSSON E	18 VIDARSSON E	23 KRISTJANSSON K	25 THRASTARSON H	0:08		0		
2 RIKHARDSSON O	4 PALMARSSON A	7 KRISTJANSSON V	8 ELISSON B	9 JONSSON E	11 GISLASON Y	18 VIDARSSON E	0:11		0		
1 GUSTAVSSON B	2 RIKHARDSSON O	4 PALMARSSON A	8 ELISSON B	9 JONSSON E	18 VIDARSSON E	23 KRISTJANSSON K	0:16		0		
4 PALMARSSON A	7 KRISTJANSSON V	8 ELISSON B	9 JONSSON E	10 KRISTJANSSON G	11 GISLASON Y	16 HALLGRIMSSON V	0:17		0		
1 GUSTAVSSON B	2 RIKHARDSSON O	4 PALMARSSON A	8 ELISSON B	18 VIDARSSON E	21 ARNARSSON A	27 OLAFSSON E	0:24		0		
1 GUSTAVSSON B	2 RIKHARDSSON O	4 PALMARSSON A	8 ELISSON B	21 ARNARSSON A	23 KRISTJANSSON K	25 THRASTARSON H	0:38		0		
1 GUSTAVSSON B	4 PALMARSSON A	7 KRISTJANSSON V	8 ELISSON B	18 VIDARSSON E	21 ARNARSSON A	25 THRASTARSON H	0:40		0		
1 GUSTAVSSON B	2 RIKHARDSSON O	4 PALMARSSON A	7 KRISTJANSSON V	8 ELISSON B	21 ARNARSSON A	25 THRASTARSON H	0:42		0		
2 RIKHARDSSON O	4 PALMARSSON A	7 KRISTJANSSON V	8 ELISSON B	18 VIDARSSON E	21 ARNARSSON A	25 THRASTARSON H	0:53		0		
1 GUSTAVSSON B	4 PALMARSSON A	8 ELISSON B	9 JONSSON E	18 VIDARSSON E	23 KRISTJANSSON K	27 OLAFSSON E	0:53		0		
1 GUSTAVSSON B	2 RIKHARDSSON O	4 PALMARSSON A	7 KRISTJANSSON V	8 ELISSON B	21 ARNARSSON A	27 OLAFSSON E	0:58		0		

Line-Up Analysis

Match No: 45

Cologne

Attendance: 19.750

CRO 30 - 35 ISL

ISL - Iceland

Score development								Time Played	G Diff.
2 RIKHARDSSON O	7 KRISTJANSSON V	8 ELISSON B	9 JONSSON E	10 KRISTJANSSON G	11 GISLASON Y	16 HALLGRIMSSON V		1:54	0
1 GUSTAVSSON B	2 RIKHARDSSON O	7 KRISTJANSSON V	8 ELISSON B	9 JONSSON E	21 ARNARSSON A	27 OLAFSSON E		2:54	0
1 GUSTAVSSON B	2 RIKHARDSSON O	7 KRISTJANSSON V	8 ELISSON B	9 JONSSON E	21 ARNARSSON A	25 THRASTARSON H		5:59	0
7 KRISTJANSSON V	8 ELISSON B	9 JONSSON E	10 KRISTJANSSON G	11 GISLASON Y	16 HALLGRIMSSON V	18 VIDARSSON E		0:08	-1
2 RIKHARDSSON O	7 KRISTJANSSON V	8 ELISSON B	9 JONSSON E	11 GISLASON Y	16 HALLGRIMSSON V	18 VIDARSSON E		0:40	-1
1 GUSTAVSSON B	2 RIKHARDSSON O	7 KRISTJANSSON V	8 ELISSON B	9 JONSSON E	18 VIDARSSON E	25 THRASTARSON H		0:40	-1
1 GUSTAVSSON B	2 RIKHARDSSON O	4 PALMARSSON A	8 ELISSON B	9 JONSSON E	21 ARNARSSON A	27 OLAFSSON E		0:43	-1
1 GUSTAVSSON B	2 RIKHARDSSON O	7 KRISTJANSSON V	8 ELISSON B	9 JONSSON E	11 GISLASON Y	18 VIDARSSON E		2:06	-2
1 GUSTAVSSON B	2 RIKHARDSSON O	4 PALMARSSON A	7 KRISTJANSSON V	8 ELISSON B	9 JONSSON E	18 VIDARSSON E		8:21	-3
1 GUSTAVSSON B	2 RIKHARDSSON O	4 PALMARSSON A	8 ELISSON B	9 JONSSON E	18 VIDARSSON E	27 OLAFSSON E		2:55	-4
2 RIKHARDSSON O	4 PALMARSSON A	7 KRISTJANSSON V	8 ELISSON B	9 JONSSON E	11 GISLASON Y	16 HALLGRIMSSON V		3:01	-4

Empty Net								Time Played	GF	GA
2 RIKHARDSSON O	4 PALMARSSON A	7 KRISTJANSSON V	8 ELISSON B	18 VIDARSSON E	21 ARNARSSON A	25 THRASTARSON H		0:53	0	0
2 RIKHARDSSON O	7 KRISTJANSSON V	8 ELISSON B	9 JONSSON E	10 KRISTJANSSON G	11 GISLASON Y	18 VIDARSSON E		0:32	1	0
2 RIKHARDSSON O	4 PALMARSSON A	7 KRISTJANSSON V	8 ELISSON B	9 JONSSON E	11 GISLASON Y	18 VIDARSSON E		0:11	0	0

Legend:
G Diff. Goals Difference