

Start List

Match No: 19

SLO - FAR

Referees: SCHULZE Robert (GER) / TÖNNIES Tobias (GER)
Reserve Referees: BRUNNER Arthur (SUI) / SALAH Morad (SUI)

EHF Supervisor: REISINGER Gerhard (AUT)
EHF Observer: SONDORS Zigmars (LAT)
Timekeeper: SABATH-PIETSCHNER Andre (GER)
Scorekeeper: BALZ Mario (GER)

SLO - Slovenia

No.	Name	Pos.	Height m	Int. Matches		Competition Statistics							
				MP	G	MP	G	7mG	YC	2Min	RC	S	7mS
26	FERLIN Klemen	GK	1.92	61	1								
90	LESJAK Urban	GK	1.88	74	0								
3	BLAGOTINSEK Blaz	P	2.03	124	222								
6	MARGUC Gasper	RW	1.80	126	439								
11	DOLENEC Jure (C)	RB	1.91	183	662								
17	CEHTE Nejc	RB	1.96	59	99								
19	JOVICIC SLATINSEK Stas	LW	1.88	12	40								
20	KODRIN Tilen	LW	1.92	75	128								
23	ZARABEC Miha	CB	1.78	93	197								
27	HORZEN Kristijan	P	1.92	32	36								
44	BOMBAC Dean	CB	1.90	116	239								
51	MACKOVSEK Borut	LB	2.03	133	337								
77	NOVAK Domen	RW	1.81	24	63								
88	VLAH Aleks	CB	1.91	32	90								
92	DROBEZ Jernej	P	1.95	8	7								
95	SUHOLEZNIK Matic	P	2.02	51	45								
(NN)	MAZEJ Tadej	LW	1.90	26	18								
(NN)	VUJOVIC Miljan	GK	1.98	9	0								
Headcoach	ZORMAN Uros	Bench/Team											

SLO Played		
PR	FAR	12 - 13
PR	POL	13 JAN
PR	NOR	15 JAN

FAR - Faroe Islands

No.	Name	Pos.	Height m	Int. Matches		Competition Statistics							
				MP	G	MP	G	7mG	YC	2Min	RC	S	7mS
1	JACOBSEN Pauli	GK	1.82	12	0								
16	SATCHWELL Nicholas	GK	1.88	32	0								
2	HOYDAL Helgi Hildarson	P	1.88	32	48								
6	MORTENSEN Leivur	LW	1.85	15	24								
8	MIKKJALSSON Pætur	P	1.90	11	15								
9	HANSEN Rói Berg	LW	1.82	32	56								
10	JOHANSEN Kjartan	RB	1.90	38	73								
15	GUNNARSSON DJURHUUS Jónas	CB	1.83	35	74								
17	AV TEIGUM Hákun West	RW	1.88	19	86								
25	POULSEN Vilhelm	RB	1.90	23	30								
30	MIKKELSEN Tróndur	LB	1.90	15	36								
45	KROGH Peter (C)	RB	1.91	40	123								
47	VEDELSBOL Ísak Jógvan Djurhuus	P	1.96	2	2								
71	Á SKIPAGOTU Elias Ellefsen	CB	1.87	11	67								
78	MITTÚN Óli	LB	1.86	8	31								
79	RASMUSSEN Teis Horn	P	1.95	21	28								
(NN)	Á SKIPAGOTU Rói Ellefsen	CB	1.84	3	4								
(NN)	MITTÚN Pauli	LB	1.88	13	9								
(NN)	NOROBERG Allan	RW	1.89	33	49								
Headcoach	BREDSORFF-LARSEN Peter (DEN)	Bench/Team											

FAR Played		
PR	SLO	13 - 12
PR	NOR	13 JAN
PR	POL	15 JAN

Notes:
Players below the bold line are not playing in this match.

Legend:			
(NN)	Not nominated	2Min	2-Minute Suspensions
CB	Centre Back	G	Goals
LW	Left Wing	MP	Matches Played
PR	Preliminary Round	RB	Right Back
RW	Right Wing	S	Saves
7mG	7-metre Goals	GK	Goalkeeper
P	Line Player	LB	Left Back
RC	Red Cards (Direct and after 3rd 2-Minute Suspension)	Pos	Position
YC	Yellow Cards	7mS	7-metre Saves

Results

Match No: 19

SLO 32 - 29 FAR

(13 - 13) (19 - 16)

Referees: SCHULZE Robert (GER) / TÖNNIES Tobias (GER)

Slovenia

Coach: ZORMAN Uros

YC/RC Coach: 1/0 Time outs: 3

No.	Name	Total			Goals / Shots							Punishments			TP		
		Goals	Shots	%	7m	6m	Wing	BT	FB	FTO	9m	EG	YC	RC		2M	
3	BLAGOTINSEK Blaz	1	1	100		1/1											35:34
6	MARGUC Gasper	3	3	100	2/2	1/1										1	30:00
11	DOLENEC Jure	4	5	80	0/1	1/1		2/2			1/1						20:11
17	CEHTE Nejc	3	5	60				3/4			0/1						39:21
19	JOVICIC SLATINSEK Stas	1	1	100					1/1								23:00
20	KODRIN Tilen	1	2	50			1/2										34:51
23	ZARABEC Miha	7	8	88				5/6	1/1		1/1						27:07
26	FERLIN Klemen																55:38
27	HORZEN Kristjan																6:38
44	BOMBAC Dean	0	2	0		0/1				0/1							22:57
51	MACKOVSEK Borut	4	5	80						4/5							45:47
77	NOVAK Domen																30:50
88	VLAH Aleks	8	12	67	2/2	1/1		5/7			0/2						29:03
90	LESJAK Urban																0:30
92	DROBEZ Jernej																5:34
95	SUHOLEZNIK Matic																12:59
Team Officials													1				
Totals		32	44	73	4/5	4/5	1/2	15/19	2/2		5/10	1/1	2		5		60:00

No.	Name	Total			Saves / Shots						
		Saves	Shots	%	7m	6m	Wing	BT	FB	FTO	9m
26	FERLIN Klemen	11	37	30	0/3	4/9	4/9	2/7	0/6		1/3
90	LESJAK Urban	0	1	0	0/1						
EG			2								
Totals		11	40	28	0/4	4/9	4/10	2/7	0/6		1/3

Faroe Islands

Coach: BREDSDORFF-LARSEN Peter

YC/RC Coach: 1/0 Time outs: 3

No.	Name	Total			Goals / Shots							Punishments			TP		
		Goals	Shots	%	7m	6m	Wing	BT	FB	FTO	9m	EG	YC	RC		2M	
1	JACOBSEN Pauli																45:07
2	HOYDAL Helgi Hildarson	0	1	0		0/1											20:38
6	MORTENSEN Leivur	1	3	33			1/3										38:43
8	MIKKJALSSON Pætur																12:50
9	HANSEN Rói Berg	1	2	50		0/1		1/1							1		13:28
10	JOHANSEN Kjartan																0:00
15	GUNNARSSON DJURHUUS Jónas																0:00
16	SATCHWELL Nicholas																7:11
17	AV TEIGUM Hákun West	9	11	82		1/1	5/7		2/2		1/1						54:59
25	POULSEN Vilhelm	2	4	50		1/1	0/1	1/2									54:11
30	MIKKELSEN Tróndur	2	2	100				2/2									27:38
45	KROGH Peter																14:30
47	VEDELSBOL Isak Jógván Djurhuus																1:28
71	A SKIPAGOTU Elias Ellefsen	9	15	60	4/4	2/4			1/1		2/6						54:00
78	MITTUN Oli	2	6	33		0/1		2/4			0/1						32:11
79	RASMUSSEN Teis Horn	3	3	100		1/1			2/2						2		43:06
Team Officials													1				
Totals		29	47	62	4/4	5/9	6/12	5/8	6/6		2/7	1/1	1		3		60:00

No.	Name	Total			Saves / Shots						
		Saves	Shots	%	7m	6m	Wing	BT	FB	FTO	9m
1	JACOBSEN Pauli	9	33	27	0/2	1/3	1/2	4/16	0/2		3/7
16	SATCHWELL Nicholas	1	7	14	1/3	0/1		0/3			
EG			2								
Totals		10	42	24	1/5	1/5	1/2	4/19	0/2		3/8

Attacks

Team	All		Player Majority		Player Minority		Position Attacks		FB		Ind. FB		Team FB		TO	TO %
	G/Att.	%	G/Att.	%	G/Att.	%	G/Att.	%	G/Att.	%	G/Att.	%	G/Att.	%		
SLO	32/53	60	4/5	80	6/6	100	29/50	58	2/2	100	2/2	100	6/6	100	10	19
FAR	29/53	55	4/6	67	3/3	100	22/46	48	6/6	100					9	17

Legend:

%	Efficiency	2M	2-Minute Suspensions	6m	6-metre Shots	7m	7-metre Penalty Shots
9m	9-metre Shots	BT	Breakthroughs	EG	Empty Goal	FB	Fast Breaks
FTO	Fast Throw off	G/Att.	Goals/Attacks	Ind.	Individual	No.	Uniform Number
RC	Red Cards (Direct and after 3rd 2-Minute Suspension)	TO	Turnover	TP	Time Played		
Wing	Wing Shots	YC	Yellow Cards				

RUNNING SCORE

SLO - FAR	
1st Half	
MACKOVSEK B	1 (3') 0
	1 (3') 1 RASMUSSEN T
	1 (4') 2 A SKIPAGOTU E
	1 (6') 3 AV TEIGUM H
BLAGOTINSEK B	2 (6') 3
	2 (7') 4 MITTUN O
DOLENEC J	3 (8') 4
MACKOVSEK B	4 (9') 4
	4 (10') 5 A SKIPAGOTU E
MACKOVSEK B	5 (11') 5
DOLENEC J	6 (13') 5
	6 (15') 6 AV TEIGUM H
	7 (16') 6
VLAH A	8 (17') 6
MACKOVSEK B	8 (21') 7 AV TEIGUM H
	8 (22') 8 POULSEN V
DOLENEC J	9 (22') 8
	9 (23') 9 A SKIPAGOTU E
VLAH A	10 (25') 9
	10 (25') 10 A SKIPAGOTU E
	10 (26') 11 AV TEIGUM H
DOLENEC J	11 (26') 11
	11 (27') 12 A SKIPAGOTU E
VLAH A	12 (28') 12
	12 (29') 13 POULSEN V
ZARABEC M	13 (30') 13

2nd Half	
	13 (31') 14 MIKKELSEN T
VLAH A	14 (32') 14
	14 (32') 15 AV TEIGUM H
ZARABEC M	15 (33') 15
	15 (33') 16 AV TEIGUM H
	15 (34') 17 RASMUSSEN T
JOVICIC SLATINSEK	16 (35') 17
ZARABEC M	17 (37') 17
CEHTE N	18 (37') 17
ZARABEC M	19 (38') 17
	19 (39') 18 AV TEIGUM H
VLAH A	20 (39') 18
	20 (39') 19 AV TEIGUM H
VLAH A	21 (40') 19
	21 (41') 20 MORTENSEN L
MARGUC G	22 (42') 20
VLAH A	23 (44') 20
	23 (44') 21 MIKKELSEN T
CEHTE N	24 (45') 21
ZARABEC M	25 (46') 21
MARGUC G	26 (47') 21
	26 (48') 22 A SKIPAGOTU E
	26 (48') 23 RASMUSSEN T
MARGUC G	27 (49') 23
ZARABEC M	28 (50') 23
CEHTE N	29 (51') 23
	29 (52') 24 MITTUN O
	29 (53') 25 A SKIPAGOTU E
	29 (55') 26 A SKIPAGOTU E
	29 (56') 27 HANSEN R
ZARABEC M	30 (56') 27
VLAH A	31 (57') 27
	31 (58') 28 AV TEIGUM H
KODRIN T	32 (59') 28
	32 (60') 29 A SKIPAGOTU E

Match Team Statistics

Match No: 19

SLO 32 - 29 FAR

(13 - 13) (19 - 16)

Referees: SCHULZE Robert (GER) / TÖNNIES Tobias (GER)

SLO - Slovenia

Coach: ZORMAN Uros

YC/RC Coach: 1/0 Time outs: 3

No.	Name	Total			All Goals / Shots								Punishments				Offence			Defence			TP		
		Goals	Shots	%	7m	7m%	6m	Wing	BT	FB	FTO	9m	EG	YC	RC	2M	2+2	AS	R7	TO/TF	ST	BS		P7	
3	BLAGOTINSEK Blaz	1	1	100			1/1							1	2		1	1						35:34	
6	MARGUC Gasper	3	3	100	2/2	100	1/1								1									30:00	
11	DOLENEC Jure	4	5	80	0/1	0	1/1		2/2		1/1						1		/ 1					20:11	
17	CEHTE Nejc	3	5	60					3/4		0/1								/ 1					39:21	
19	JOVICIC SLATINSEK Stas	1	1	100						1/1					2						1		1	23:00	
20	KODRIN Tilen	1	2	50				1/2									1						1	34:51	
23	ZARABEC Miha	7	8	88					5/6	1/1			1/1						1		1	1		27:07	
26	FERLIN Klemen																							55:38	
27	HORZEN Kristijan																								6:38
44	BOMBAC Dean	0	2	0			0/1				0/1							1						22:57	
51	MACKOVSEK Borut	4	5	80							4/5						1		3		1			45:47	
77	NOVAK Domen																		/ 1			1		30:50	
88	VLAH Aleks	8	12	67	2/2	100	1/1		5/7		0/2						2	3						29:03	
90	LESJAK Urban																							0:30	
92	DROBEZ Jernej																					1		5:34	
95	SUHOLEZNIK Matic																		1 / 2					12:59	
Team														1											
Totals		32	44	73	4/5	80	4/5	1/2	15/19	2/2		5/10	1/1	2		5		6	5	5 / 5	2	2	4		

No.	Name	Total			All Saves / Shots										
		Saves	Shots	%	7m	7m%	6m	Wing	BT	FB	FTO	9m	9m%	NS	NS%
26	FERLIN Klemen	11	37	30	0/3	0	4/9	4/9	2/7	0/6		1/3	33	10/25	40
90	LESJAK Urban	0	1	0	0/1	0									
EG			2												
Totals		11	40	28	0/4	0	4/9	4/10	2/7	0/6		1/3	33	10/26	38

Attacks

Team	All		Player Majority		Player Minority		Position Attacks		FB		Ind. FB		Team FB		TO	TO %
	G/Att.	%	G/Att.	%	G/Att.	%	G/Att.	%	G/Att.	%	G/Att.	%	G/Att.	%		
SLO	32/53	60	4/5	80	6/6	100	29/50	58	2/2	100	2/2	100			10	19

Team Shots

	Goals	Saves	Missed	Post	Blocked	Total	%	Prop %
6m Shots	4	1				5	80	11
Wing Shots	1	1				2	50	5
L R	1	1				2	50	5 0
9m Shots	5	3	1		1	10	50	23
L C R	2 3	2 1	1			2 5 2	100 60 0	5 11 5
7m Penalty Throws	4	1				5	80	11
Fast Breaks	2					2	100	5
Breakthroughs	15	4				19	79	43
Totals	32	10	1		1	44	73	100

Legend:			
%	Efficiency	2M	2-Minute Suspensions
9m	9-metre Shots	AS	Assists
EG	Empty Goal	FB	Fast Breaks
L	Left	NS	Near Shots
R	Right	RC	Red Cards (Direct and after 3rd 2-Minute Suspension)
TP	Time Played	Wing	Wing Shots
2+2	2+2 Minute Suspensions	BT	Blocked Shots
6m	6-metre Shots	FTO	Fast Throw off
7m	7-metre Penalty Shots	P7	Penalty 7-metre Fouls
AS	Assists	YC	Yellow Cards
BS	Blocked Shots		
BT	Breakthroughs		
G/Att.	Goals/Attacks		
Ind.	Individual		
Prop %	Proportion of Goals		
R7	Received 7-metre Fouls		
ST	Steals		
TO/TF	Turnover/Technical Faults		

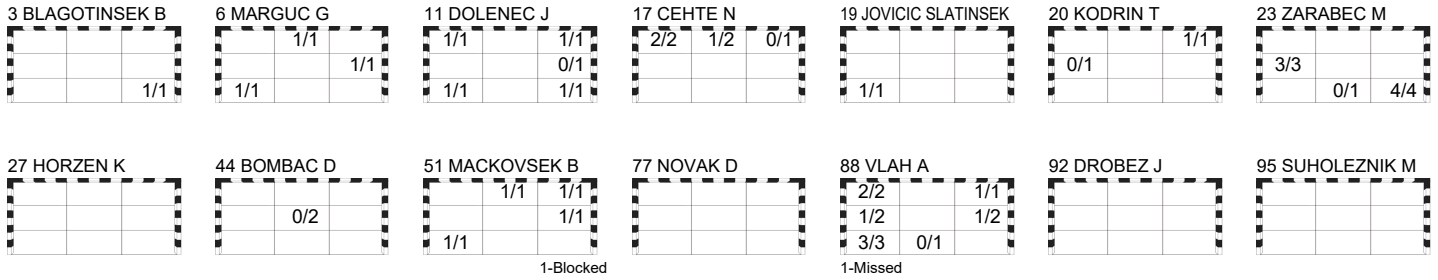
Match Team Statistics
Match No: 19

SLO 32 - 29 FAR
(13 - 13) (19 - 16)

Referees: SCHULZE Robert (GER) / TÖNNIES Tobias (GER)

SLO - Slovenia

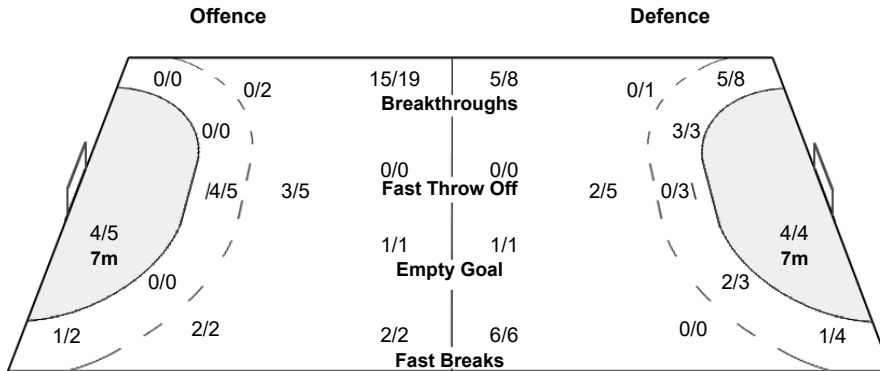
OverView of Shot Distribution



Team Goals / Shots

5/5	3/4	4/5
4/6	0/2	3/5
7/7	0/2	6/6

1-Missed 1-Blocked



Goalkeepers Saves / Shots

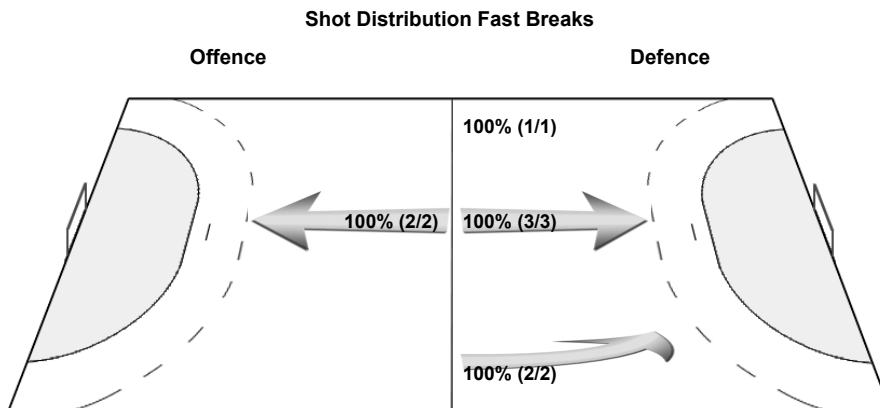
1/7	0/1	2/4
2/5	1/1	2/3
2/10	0/1	1/8

26 FERLIN K

1/6	0/1	2/4
2/5	1/1	2/3
2/9	0/1	1/7

90 LESJAK U

0/1		
-----	--	--



Match Team Statistics

Match No: 19

SLO 32 - 29 FAR

(13 - 13) (19 - 16)

Referees: SCHULZE Robert (GER) / TÖNNIES Tobias (GER)

FAR - Faroe Islands

Coach: BREDDSDORFF-LARSEN Peter (DEN)

YC/RC Coach: 1/0 Time outs: 3

No.	Name	Total			All Goals / Shots								Punishments				Offence			Defence			TP	
		Goals	Shots	%	7m	7m%	6m	Wing	BT	FB	FTO	9m	EG	YC	RC	2M	2+2	AS	R7	TO/TF	ST	BS		P7
1	JACOBSEN Pauli																	1						45:07
2	HOYDAL Helgi Hildarson	0	1	0																				20:38
6	MORTENSEN Leivur	1	3	33																				38:43
8	MIKKJALSSON Pætur																						2	12:50
9	HANSEN Rói Berg	1	2	50																				13:28
10	JOHANSEN Kjartan																							0:00
15	GUNNARSSON DJURHUUS Jónas																							0:00
16	SATCHWELL Nicholas																							7:11
17	AV TEIGUM Hákun West	9	11	82																				54:59
25	POULSEN Vilhelm	2	4	50																				54:11
30	MIKKELSEN Tróndur	2	2	100																				27:38
45	KROGH Peter																							14:30
47	VEDELSBOL Isak Jógvan Djurhuus																							1:28
71	A SKIPAGOTU Elias Ellefsen	9	15	60	4/4	100	2/4																	54:00
78	MITTUN Oli	2	6	33																				32:11
79	RASMUSSEN Teis Horn	3	3	100																				43:06
Team																								
Totals		29	47	62	4/4	100	5/9	6/12	5/8	6/6														

No.	Name	Total			All Saves / Shots										
		Saves	Shots	%	7m	7m%	6m	Wing	BT	FB	FTO	9m	9m%	NS	NS%
1	JACOBSEN Pauli	9	33	27	0/2	0	1/3	1/2	4/16	0/2		3/7	43	6/21	29
16	SATCHWELL Nicholas	1	7	14	1/3	33	0/1		0/3				0/4	0	
EG			2												
Totals		10	42	24	1/5	20	1/5	1/2	4/19	0/2		3/8	38	6/26	23

Attacks

Team	All		Player Majority		Player Minority		Position Attacks		FB		Ind. FB		Team FB		TO	TO %
	G/Att.	%	G/Att.	%	G/Att.	%	G/Att.	%	G/Att.	%	G/Att.	%	G/Att.	%		
FAR	29/53	55	4/6	67	3/3	100	22/46	48	6/6	100			6/6	100	9	17

Team Shots

	Goals	Saves	Missed	Post	Blocked	Total	%	Prop %
6m Shots	5	4				9	56	19
Wing Shots	6	4		2		12	50	26
L R	1 5	2 2		1 1		4 8	25 63	9 17
9m Shots	2	1	1	1	2	7	29	15
L C R	2	1	1	1	1	5 1	40 0	0 11 2
7m Penalty Throws	4					4	100	9
Fast Breaks	6					6	100	13
Breakthroughs	5	2	1			8	63	17
Totals	29	11	2	3	2	47	62	100

Legend:			
%	Efficiency	2M	2-Minute Suspensions
9m	9-metre Shots	AS	Assists
EG	Empty Goal	FB	Fast Breaks
L	Left	NS	Near Shots
R	Right	RC	Red Cards (Direct and after 3rd 2-Minute Suspension)
TP	Time Played	Wing	Wing Shots
2+2	2+2 Minute Suspensions	BT	Blocked Shots
6m	6-metre Shots	FTO	Fast Throw off
7m	7-metre Penalty Shots	P7	Penalty 7-metre Fouls
AS	Assists	Prop %	Proportion of Goals
BS	Blocked Shots	ST	Steals
C	Center	TO/TF	Turnover/Technical Faults
Ind.	Individual		
R7	Received 7-metre Fouls		

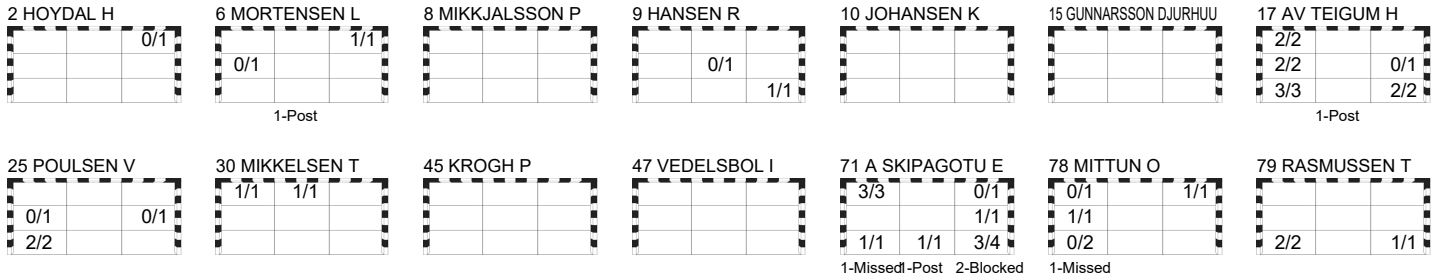
Match Team Statistics
Match No: 19

SLO 32 - 29 FAR
(13 - 13) (19 - 16)

Referees: SCHULZE Robert (GER) / TÖNNIES Tobias (GER)

FAR - Faroe Islands

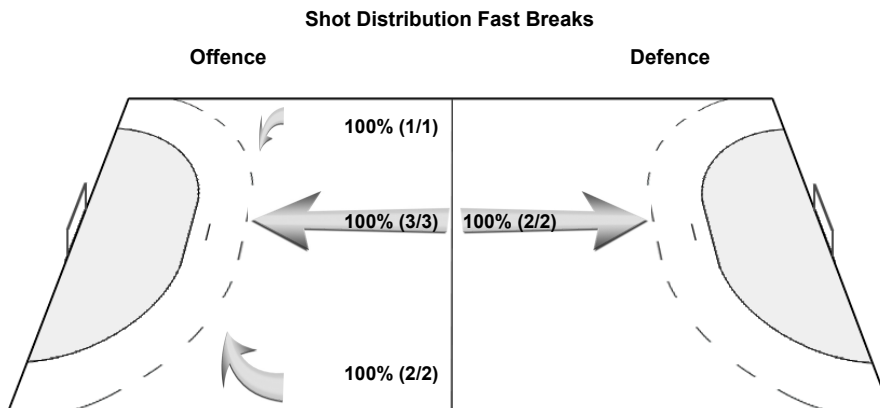
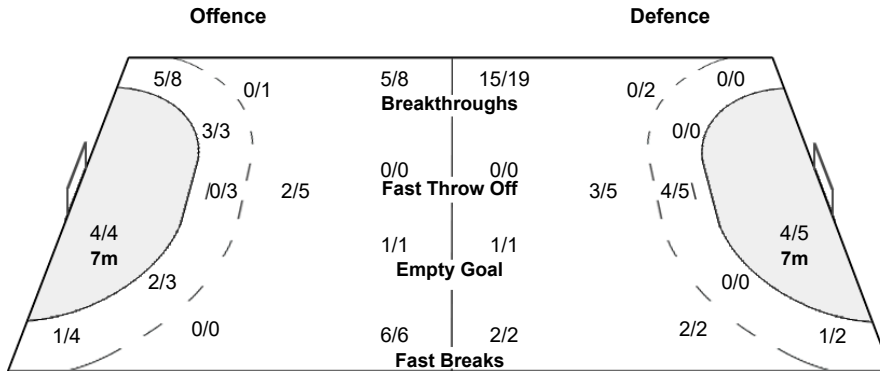
OverView of Shot Distribution



Team Goals / Shots

6/7	1/1	2/4
3/5	0/1	1/3
8/10	1/1	7/8

2-Missed 3-Post 2-Blocked



Play by Play

Match No: 19

SLO 32 - 29 FAR

(13 - 13) (19 - 16)

Referees: SCHULZE Robert (GER) / TÖNNIES Tobias (GER)

SLO	3 BLAGOTINSEK Blaz	6 MARGUC Gasper	11 DOLENEC Jure	A ZORMAN Uros
	17 CEHTE Nejc	19 JOVICIC SLATINSEK Stas	20 KODRIN Tilen	B ZVIZEJ Luka
	23 ZARABEC Miha	26 FERLIN Klemen	27 HORZEN Kristjan	C SKOF Gorazd
	44 BOMBAC Dean	51 MACKOVSEK Borut	77 NOVAK Domen	D SLOBODNIK Rudi
	88 VLAH Aleks	90 LESJAK Urban	92 DROBEZ Jernej	
	95 SUHOLEZNIK Matic			
FAR	1 JACOBSEN Pauli	2 HOYDAL Helgi Hildarson	6 MORTENSEN Leivur	A BRESDORFF-LARSEN Peter
	8 MIKKJALSSON Pætur	9 HANSEN Rói Berg	10 JOHANSEN Kjartan	B JOHANSEN Julian
	15 GUNNARSSON DJURHUUS Jónas	16 SATCHWELL Nicholas	17 AV TEIGUM Hákun West	C JENSEN Tom
	25 POULSEN Vilhelm	30 MIKKELSEN Tróndur	45 KROGH Peter	D NIELSEN Jóngero Martinsdóttir
	47 VEDELSBOL Isak Jógvan Djurhuus	71 A SKIPAGOTU Elias Ellefsen	78 MITTUN Oli	
	79 RASMUSSEN Teis Horn			

1st HALF

Match Time	SLO - Slovenia	Score	Lead	FAR - Faroe Islands
0:00	26 FERLIN K Goalkeeper			1 JACOBSEN P Goalkeeper
1:13	44 BOMBAC D Shot right 9m saved middle centre			
1:23				25 POULSEN V Shot right wing saved middle left
1:49				71 A SKIPAGOTU E Shot centre 9m post
2:23	51 MACKOVSEK B Goal centre 9m top right	1 - 0	+1	
2:34		1 - 1	0	79 RASMUSSEN T Goal right 6m bottom left
3:05	51 MACKOVSEK B Turnover			79 RASMUSSEN T Steal
3:13		1 - 2	-1	71 A SKIPAGOTU E Goal fast break bottom right
3:51	77 NOVAK D Technical Fault			
4:26				71 A SKIPAGOTU E Turnover
5:05	51 MACKOVSEK B Turnover			71 A SKIPAGOTU E Steal
5:16		1 - 3	-2	17 AV TEIGUM H Goal fast break bottom right
5:31	3 BLAGOTINSEK B Goal centre 6m bottom right	2 - 3	-1	
6:00		2 - 4	-2	78 MITTUN O Goal breakthrough top right
6:08	44 BOMBAC D Shot centre 6m saved middle centre			
6:43				79 RASMUSSEN T Technical Fault
7:13	11 DOLENEC J Goal breakthrough top left	3 - 4	-1	
8:12				71 A SKIPAGOTU E Technical Fault
8:44				79 RASMUSSEN T 2-minutes suspension
8:45				
8:58	51 MACKOVSEK B Goal left 9m middle right	4 - 4	0	
9:19				25 POULSEN V 7m received
9:19				2 HOYDAL H for 1 JACOBSEN P Empty goal
9:19				1 JACOBSEN P for 6 MORTENSEN L Goalkeeper back
9:46				2 HOYDAL H for 1 JACOBSEN P Empty goal
9:49		4 - 5	-1	71 A SKIPAGOTU E Goal Penalty shot bottom left (25 POULSEN V)
10:10	51 MACKOVSEK B Goal centre 9m bottom left	5 - 5	0	
10:45				
11:04	3 BLAGOTINSEK B Warning (yellow card)			
11:13				1 JACOBSEN P for 2 HOYDAL H Goalkeeper back
11:45				78 MITTUN O Shot centre 9m saved bottom left
12:17	11 DOLENEC J Goal breakthrough bottom right	6 - 5	+1	
12:22				47 VEDELSBOL I for 1 JACOBSEN P Empty goal
12:50	3 BLAGOTINSEK B 2-minutes suspension			
12:51				
12:51				1 JACOBSEN P for 78 MITTUN O Goalkeeper back
13:06				71 A SKIPAGOTU E Technical Fault
13:14	95 SUHOLEZNIK M for 26 FERLIN K Empty goal			
13:29	26 FERLIN K for 77 NOVAK D Goalkeeper back			
14:14				79 RASMUSSEN T 2-minutes suspension
14:15				
14:48	77 NOVAK D for 26 FERLIN K Empty goal			
14:48	95 SUHOLEZNIK M Turnover			
14:51				
14:55		6 - 6	0	17 AV TEIGUM H Goal empty goal bottom left (1 JACOBSEN P)
15:19	26 FERLIN K for 77 NOVAK D Goalkeeper back			
15:19	88 VLAH A Goal centre 6m middle right (20 KODRIN T)	7 - 6	+1	
16:01				Team timeout
16:15				
16:22				25 POULSEN V Shot breakthrough saved middle right
16:38	51 MACKOVSEK B Goal left 9m top centre	8 - 6	+2	
16:38				78 MITTUN O for 1 JACOBSEN P Empty goal

Play by Play
Match No: 19

Berlin

SLO 32 - 29 FAR

(13 - 13) (19 - 16)

1st HALF

Match Time	SLO - Slovenia	Score	Lead	FAR - Faroe Islands
16:56				71 A SKIPAGOTU E Turnover
16:59				1 JACOBSEN P for 78 MITTUN O Goalkeeper back
17:37	88 VLAH A Shot breakthrough saved bottom centre			
17:46				17 AV TEIGUM H Shot right wing saved middle right
18:18	95 SUHOLEZNIK M Technical Fault			
18:24				2 HOYDAL H Shot centre 6m saved top right
18:59	11 DOLENEC J Technical Fault			
19:05				8 MIKKJALSSON P for 1 JACOBSEN P Empty goal
19:42				1 JACOBSEN P for 6 MORTENSEN L Goalkeeper back
20:00		8 - 7	+1	17 AV TEIGUM H Goal right wing middle left (71 A SKIPAGOTU E)
20:49	88 VLAH A Shot centre 9m saved middle right			
20:59				78 MITTUN O for 1 JACOBSEN P Empty goal
21:20				1 JACOBSEN P for 78 MITTUN O Goalkeeper back
21:26		8 - 8	0	25 POULSEN V Goal right 6m bottom left (71 A SKIPAGOTU E)
21:48	11 DOLENEC J Goal centre 9m bottom left	9 - 8	+1	
21:49				78 MITTUN O for 1 JACOBSEN P Empty goal
22:02				1 JACOBSEN P for 6 MORTENSEN L Goalkeeper back
22:25	77 NOVAK D 7m caused			78 MITTUN O 7m received
22:35		9 - 9	0	71 A SKIPAGOTU E Goal Penalty shot top left (78 MITTUN O)
23:48	44 BOMBAC D 7m received			8 MIKKJALSSON P 7m caused
24:11	88 VLAH A Goal Penalty shot bottom left	10 - 9	+1	
24:12				78 MITTUN O for 1 JACOBSEN P Empty goal
24:23				1 JACOBSEN P for 78 MITTUN O Goalkeeper back
24:45		10 - 10	0	71 A SKIPAGOTU E Goal centre 9m top left
24:56	51 MACKOVSEK B Turnover			
25:03		10 - 11	-1	17 AV TEIGUM H Goal fast break bottom left (25 POULSEN V)
25:17				16 SATCHWELL N for 1 JACOBSEN P Goalkeeper Substitution
25:48	88 VLAH A 7m received			8 MIKKJALSSON P 7m caused
25:51	11 DOLENEC J Penalty shot saved middle right			
25:58				78 MITTUN O for 16 SATCHWELL N Empty goal
25:59	11 DOLENEC J Goal centre 6m top right	11 - 11	0	
26:19				1 JACOBSEN P for 78 MITTUN O Goalkeeper back
26:58		11 - 12	-1	71 A SKIPAGOTU E Goal centre 9m bottom right
27:06				16 SATCHWELL N for 1 JACOBSEN P Goalkeeper Substitution
27:19	3 BLAGOTINSEK B 7m received			30 MIKKELSEN T 7m caused
27:22	88 VLAH A Goal Penalty shot top left (3 BLAGOTINSEK B)	12 - 12	0	
27:22				78 MITTUN O for 16 SATCHWELL N Empty goal
27:58				78 MITTUN O Shot breakthrough saved bottom left
27:58				1 JACOBSEN P for 78 MITTUN O Goalkeeper back
28:14		12 - 13	-1	25 POULSEN V Goal breakthrough bottom left
28:23	23 ZARABEC M Turnover			
28:28				78 MITTUN O for 1 JACOBSEN P Empty goal
28:33				1 JACOBSEN P for 78 MITTUN O Goalkeeper back
28:47				71 A SKIPAGOTU E Shot centre 9m missed
28:52				78 MITTUN O for 1 JACOBSEN P Empty goal
29:04				1 JACOBSEN P for 71 A SKIPAGOTU E Goalkeeper back
29:07	23 ZARABEC M Goal empty goal bottom right	13 - 13	0	
29:29				78 MITTUN O Shot centre 6m saved top left
29:29	Team timeout			
29:52	88 VLAH A Shot breakthrough saved middle left			
30:00	23 ZARABEC M Block			71 A SKIPAGOTU E Shot direct free throw blocked

2nd HALF

Match Time	SLO - Slovenia	Score	Lead	FAR - Faroe Islands
30:00	26 FERLIN K Goalkeeper			1 JACOBSEN P Goalkeeper
30:48		13 - 14	-1	30 MIKKELSEN T Goal breakthrough top left
30:48	6 MARGUC G 2-minutes suspension			
30:49				
30:53	88 VLAH A for 26 FERLIN K Empty goal			
30:55	26 FERLIN K for 19 JOVICIC SLATINSEK Goalkeeper back			
31:20	88 VLAH A Goal breakthrough middle left	14 - 14	0	
31:29	B ZVIZEJ L Warning (yellow card) bench punishment			
31:29	19 JOVICIC SLATINSEK for 26 FERLIN K Empty goal			
31:53		14 - 15	-1	17 AV TEIGUM H Goal right wing bottom right (71 A SKIPAGOTU E)
32:06	26 FERLIN K for 88 VLAH A Goalkeeper back			
32:31	23 ZARABEC M Goal breakthrough middle left	15 - 15	0	

Play by Play
Match No: 19

SLO 32 - 29 FAR
(13 - 13) (19 - 16)

2nd HALF

Match Time	SLO - Slovenia	Score	Lead	FAR - Faroe Islands
32:49				
32:51		15 - 16	-1	17 AV TEIGUM H Goal right wing middle left (71 A SKIPAGOTU E)
33:20	23 ZARABEC M Shot breakthrough saved bottom centre			
33:29		15 - 17	-2	79 RASMUSSEN T Goal fast break bottom right (71 A SKIPAGOTU E)
34:01	88 VLAH A Shot right 9m missed			
34:51	19 JOVICIC SLATINSEK Steal			71 A SKIPAGOTU E Turnover
34:59	19 JOVICIC SLATINSEK Goal individual fast break bottom left	16 - 17	-1	
35:10				6 MORTENSEN L Shot left wing post
36:01	23 ZARABEC M Goal breakthrough middle left	17 - 17	0	
36:40	51 MACKOVSEK B Block			71 A SKIPAGOTU E Shot right 9m blocked
36:52	17 CEHTE N Goal breakthrough top left	18 - 17	+1	
37:32	19 JOVICIC SLATINSEK 2-minutes suspension			
37:33				
37:44	23 ZARABEC M Steal			71 A SKIPAGOTU E Turnover
37:52	23 ZARABEC M Goal individual fast break middle left, 107.63 km/h	19 - 17	+2	
38:02		19 - 18	+1	17 AV TEIGUM H Goal right 6m bottom left (71 A SKIPAGOTU E)
38:04	3 BLAGOTINSEK B 2-minutes suspension			
38:15	20 KODRIN T for 26 FERLIN K Empty goal			
38:22	26 FERLIN K for 23 ZARABEC M Goalkeeper back			
38:35	88 VLAH A Goal breakthrough top left, 109.75 km/h	20 - 18	+2	
38:57		20 - 19	+1	17 AV TEIGUM H Goal right wing top left (25 POULSEN V), 109.05 km/h
38:56	20 KODRIN T for 26 FERLIN K Empty goal			
39:56	88 VLAH A Goal breakthrough bottom left, 99.13 km/h	21 - 19	+2	
39:41	26 FERLIN K for 20 KODRIN T Goalkeeper back			
40:05				
40:06		21 - 20	+1	6 MORTENSEN L Goal left wing top right (30 MIKKELSEN T), 99.49 km/h
41:00	88 VLAH A 7m received			25 POULSEN V 7m caused
40:31				16 SATCHWELL N for 1 JACOBSEN P Goalkeeper Substitution
41:00	6 MARGUC G Goal Penalty shot bottom left (88 VLAH A), 96.31 km/h	22 - 20	+2	
41:00				2 HOYDAL H for 16 SATCHWELL N Empty goal
41:53				Team timeout
41:56				16 SATCHWELL N for 17 AV TEIGUM H Goalkeeper back
42:05				17 AV TEIGUM H for 16 SATCHWELL N Empty goal
41:59				6 MORTENSEN L Shot left wing saved middle left
42:08				16 SATCHWELL N for 25 POULSEN V Goalkeeper back
42:25				79 RASMUSSEN T Technical Fault
43:12	88 VLAH A Goal breakthrough bottom left, 107.24 km/h	23 - 20	+3	
43:25		23 - 21	+2	30 MIKKELSEN T Goal breakthrough top centre, 99.42 km/h
44:03	17 CEHTE N Goal breakthrough top centre, 34.54 km/h	24 - 21	+3	
44:08				79 RASMUSSEN T for 16 SATCHWELL N Empty goal
44:25				16 SATCHWELL N for 25 POULSEN V Goalkeeper back
45:07				78 MITTUN O Shot breakthrough missed
45:42	23 ZARABEC M Goal breakthrough bottom right, 95.52 km/h	25 - 21	+4	
46:19				71 A SKIPAGOTU E Turnover
46:26	88 VLAH A 7m received			78 MITTUN O 7m caused
46:02				1 JACOBSEN P for 16 SATCHWELL N Goalkeeper Substitution
46:30	6 MARGUC G Goal Penalty shot middle right (88 VLAH A), 73.79 km/h	26 - 21	+5	
46:42				16 SATCHWELL N for 1 JACOBSEN P Goalkeeper Substitution
47:16		26 - 22	+4	71 A SKIPAGOTU E Goal left 6m middle right (78 MITTUN O)
47:31	95 SUHOLEZNIK M Technical Fault			
47:46		26 - 23	+3	79 RASMUSSEN T Goal fast break bottom left, 95.51 km/h
48:15	6 MARGUC G Goal centre 6m top centre (51 MACKOVSEK B), 47.78 km/h	27 - 23	+4	
48:31				71 A SKIPAGOTU E Shot centre 6m saved top right
49:16	Team timeout			
48:41				1 JACOBSEN P for 16 SATCHWELL N Goalkeeper Substitution
49:39				A BREDSDORFF-LARSEN Warning (yellow card) bench punishment
49:54	23 ZARABEC M Goal breakthrough bottom right, 106.21 km/h	28 - 23	+5	
50:06				9 HANSEN R Shot left wing saved middle centre
50:06				9 HANSEN R 2-minutes suspension
50:07				
50:36	17 CEHTE N Goal breakthrough top left, 113.06 km/h	29 - 23	+6	
50:18				6 MORTENSEN L for 1 JACOBSEN P Empty goal
51:01				1 JACOBSEN P for 25 POULSEN V Goalkeeper back
51:24		29 - 24	+5	78 MITTUN O Goal breakthrough middle left, 107.38 km/h
51:56	17 CEHTE N Shot breakthrough saved top right			
52:07				
52:06				25 POULSEN V for 1 JACOBSEN P Empty goal

Play by Play
Match No: 19

SLO 32 - 29 FAR
(13 - 13) (19 - 16)

2nd HALF

Match Time	SLO - Slovenia	Score	Lead	FAR - Faroe Islands
52:10				1 JACOBSEN P for 30 MIKKELSEN T Goalkeeper back
52:37	19 JOVICIC SLATINSEK 7m caused			25 POULSEN V 7m received
52:28	90 LESJAK U for 26 FERLIN K Goalkeeper Substitution			
52:42		29 - 25	+4	71 A SKIPAGOTU E Goal Penalty shot top left (25 POULSEN V), 114.67 km/h
52:58	26 FERLIN K for 90 LESJAK U Goalkeeper Substitution			
53:26	17 CEHTE N Shot centre 9m saved top centre			
53:57	92 DROBEZ J 7m caused			78 MITTUN O 7m received
54:09		29 - 26	+3	71 A SKIPAGOTU E Goal Penalty shot bottom centre (78 MITTUN O), 101.56 km/h
54:55	17 CEHTE N Technical Fault			
55:00		29 - 27	+2	9 HANSEN R Goal fast break bottom right (78 MITTUN O), 76.22 km/h
55:44	23 ZARABEC M Goal breakthrough bottom right, 95.70 km/h	30 - 27	+3	
55:57				17 AV TEIGUM H Shot right wing post
55:57	19 JOVICIC SLATINSEK 2-minutes suspension			
55:58				
55:57	20 KODRIN T for 26 FERLIN K Empty goal			
56:28	88 VLAH A Goal breakthrough top right, 116.48 km/h	31 - 27	+4	
56:29	26 FERLIN K for 23 ZARABEC M Goalkeeper back			
57:01				Team timeout
56:45				8 MIKKJALSSON P for 1 JACOBSEN P Empty goal
57:10		31 - 28	+3	17 AV TEIGUM H Goal right wing top left (71 A SKIPAGOTU E), 89.38 km/h
57:12	20 KODRIN T for 26 FERLIN K Empty goal			
57:31				1 JACOBSEN P for 79 RASMUSSEN T Goalkeeper back
57:58				
57:56	26 FERLIN K for 88 VLAH A Goalkeeper back			
57:58	20 KODRIN T Shot left wing saved middle left			
58:09				71 A SKIPAGOTU E Shot left 6m saved bottom right
58:33	Team timeout			
58:33	51 MACKOVSEK B for 26 FERLIN K Empty goal			
58:44	20 KODRIN T Goal left wing top right (11 DOLENEC J), 86.69 km/h	32 - 28	+4	
58:41	26 FERLIN K for 11 DOLENEC J Goalkeeper back			
59:35		32 - 29	+3	71 A SKIPAGOTU E Goal left 6m bottom right (78 MITTUN O)
59:49	51 MACKOVSEK B for 26 FERLIN K Empty goal			
60:00	51 MACKOVSEK B Shot direct free throw blocked			25 POULSEN V Block

Empty Goal Analysis

Match No: 19

SLO 32 - 29 FAR

(13 - 13) (19 - 16)

Referees: SCHULZE Robert (GER) / TÖNNIES Tobias (GER)

ATTACKS DURING OWN EMPTY GOAL SITUATION

Players on Court	Attacks		Goals		Saves		Missed		Blocked		Post		Turnovers		Scoring Efficiency		Goals Against		
	SLO	FAR	SLO	FAR	SLO	FAR	SLO	FAR	SLO	FAR	SLO	FAR	SLO	FAR	SLO	FAR	SLO	FAR	
7 Against 6	3	8	1	4	1	2		2	1					2	33	50			1
6 Against 6	3	2	3	2											100	100			
Others	3	2	2	1									1	1	67	50		1	
Total:	9	12	6	7	1	2		2	1				1	3	67	58		1	1

GOALS/ATTACKS DURING OWN EMPTY GOAL SITUATION - ANALYSIS OF OCCURRENCE (in 5 min intervals)

Players on Court	1st Half											
	0-5		5-10		10-15		15-20		20-25		25-30	
	SLO	FAR	SLO	FAR	SLO	FAR	SLO	FAR	SLO	FAR	SLO	FAR
7 Against 6								0/1		2/2		2/3
6 Against 6				1/1								
Others					0/1	0/1	1/1					
Total:				1/1	0/1	0/1	1/1	0/1		2/2		2/3

Players on Court	2nd Half											
	30-35		35-40		40-45		45-50		50-55		55-60	
	SLO	FAR	SLO	FAR	SLO	FAR	SLO	FAR	SLO	FAR	SLO	FAR
7 Against 6						0/1		0/1				1/2
6 Against 6	1/1		1/1							1/1	1/1	
Others			1/1									1/1
Total:	1/1		2/2			0/1		0/1		1/1	2/3	1/1

GOALS/ATTACKS DURING OWN EMPTY GOAL SITUATION - ANALYSIS BY DURATION

Team	<15 sec.	15-30 sec.	30-45 sec.	45-60 sec.	>60 sec.
SLO	1/3	3/3	1/1	0/1	1/1
FAR	1/1	2/5	1/2	2/3	1/1

SUBSTITUTION SUMMARY

Players	SLO	FAR
Goalkeeper <-> Goalkeeper	2	6
Court Player <-> Goalkeeper	19	36
Court Player <-> Court Player	95	85
Total:	116	127

Line-Up Analysis

Match No: 19

SLO 32 - 29 FAR

SLO - Slovenia

Lineup efficiency								Time Played	GF	GA						
3	BLAGOTINSEK B	11	DOLENEC J	20	KODRIN T	26	FERLIN K	44	BOMBAC D	51	MACKOVSEK B	77	NOVAK D	7:53	4	4
3	BLAGOTINSEK B	17	CEHTE N	20	KODRIN T	26	FERLIN K	44	BOMBAC D	51	MACKOVSEK B	77	NOVAK D	4:45	2	2
6	MARGUC G	17	CEHTE N	19	JOVICIC SLATINSEK	26	FERLIN K	51	MACKOVSEK B	88	VLAH A	95	SUHOLEZNIK M	4:18	3	1
3	BLAGOTINSEK B	6	MARGUC G	17	CEHTE N	19	JOVICIC SLATINSEK	23	ZARABEC M	26	FERLIN K	51	MACKOVSEK B	3:32	4	1
3	BLAGOTINSEK B	17	CEHTE N	20	KODRIN T	23	ZARABEC M	26	FERLIN K	51	MACKOVSEK B	77	NOVAK D	3:15	2	2
6	MARGUC G	17	CEHTE N	19	JOVICIC SLATINSEK	26	FERLIN K	51	MACKOVSEK B	88	VLAH A	92	DROBEZ J	1:59	0	2
3	BLAGOTINSEK B	6	MARGUC G	17	CEHTE N	19	JOVICIC SLATINSEK	23	ZARABEC M	26	FERLIN K	88	VLAH A	1:53	0	2
6	MARGUC G	17	CEHTE N	23	ZARABEC M	26	FERLIN K	51	MACKOVSEK B	88	VLAH A	95	SUHOLEZNIK M	1:48	2	0
3	BLAGOTINSEK B	6	MARGUC G	17	CEHTE N	19	JOVICIC SLATINSEK	23	ZARABEC M	26	FERLIN K	77	NOVAK D	1:47	1	2
11	DOLENEC J	20	KODRIN T	26	FERLIN K	27	HORZEN K	44	BOMBAC D	51	MACKOVSEK B	77	NOVAK D	1:46	0	0
6	MARGUC G	17	CEHTE N	19	JOVICIC SLATINSEK	23	ZARABEC M	26	FERLIN K	51	MACKOVSEK B	92	DROBEZ J	1:39	0	0
3	BLAGOTINSEK B	6	MARGUC G	11	DOLENEC J	20	KODRIN T	23	ZARABEC M	51	MACKOVSEK B	88	VLAH A	1:35	2	0
3	BLAGOTINSEK B	17	CEHTE N	20	KODRIN T	26	FERLIN K	51	MACKOVSEK B	77	NOVAK D	88	VLAH A	1:26	1	0
3	BLAGOTINSEK B	11	DOLENEC J	20	KODRIN T	26	FERLIN K	44	BOMBAC D	88	VLAH A	95	SUHOLEZNIK M	1:19	0	0
6	MARGUC G	17	CEHTE N	19	JOVICIC SLATINSEK	23	ZARABEC M	26	FERLIN K	27	HORZEN K	88	VLAH A	1:15	2	0
6	MARGUC G	17	CEHTE N	19	JOVICIC SLATINSEK	23	ZARABEC M	26	FERLIN K	51	MACKOVSEK B	95	SUHOLEZNIK M	1:10	0	2
17	CEHTE N	20	KODRIN T	26	FERLIN K	44	BOMBAC D	51	MACKOVSEK B	77	NOVAK D	95	SUHOLEZNIK M	1:05	1	0
17	CEHTE N	20	KODRIN T	26	FERLIN K	27	HORZEN K	44	BOMBAC D	51	MACKOVSEK B	77	NOVAK D	1:03	1	1
3	BLAGOTINSEK B	6	MARGUC G	11	DOLENEC J	20	KODRIN T	23	ZARABEC M	26	FERLIN K	88	VLAH A	1:03	0	0
11	DOLENEC J	20	KODRIN T	26	FERLIN K	27	HORZEN K	44	BOMBAC D	77	NOVAK D	88	VLAH A	0:59	0	0
11	DOLENEC J	20	KODRIN T	26	FERLIN K	44	BOMBAC D	77	NOVAK D	88	VLAH A	95	SUHOLEZNIK M	0:45	0	0
3	BLAGOTINSEK B	6	MARGUC G	11	DOLENEC J	19	JOVICIC SLATINSEK	23	ZARABEC M	26	FERLIN K	51	MACKOVSEK B	0:45	0	0
3	BLAGOTINSEK B	11	DOLENEC J	20	KODRIN T	23	ZARABEC M	26	FERLIN K	51	MACKOVSEK B	77	NOVAK D	0:41	0	0
17	CEHTE N	20	KODRIN T	26	FERLIN K	27	HORZEN K	44	BOMBAC D	77	NOVAK D	88	VLAH A	0:40	0	1
3	BLAGOTINSEK B	6	MARGUC G	17	CEHTE N	19	JOVICIC SLATINSEK	23	ZARABEC M	77	NOVAK D	88	VLAH A	0:39	0	1
6	MARGUC G	17	CEHTE N	19	JOVICIC SLATINSEK	23	ZARABEC M	26	FERLIN K	88	VLAH A	92	DROBEZ J	0:39	0	0
11	DOLENEC J	20	KODRIN T	26	FERLIN K	44	BOMBAC D	51	MACKOVSEK B	77	NOVAK D	88	VLAH A	0:38	0	0
17	CEHTE N	20	KODRIN T	26	FERLIN K	44	BOMBAC D	51	MACKOVSEK B	77	NOVAK D	88	VLAH A	0:37	0	0
3	BLAGOTINSEK B	17	CEHTE N	20	KODRIN T	26	FERLIN K	44	BOMBAC D	51	MACKOVSEK B	95	SUHOLEZNIK M	0:35	1	0
6	MARGUC G	17	CEHTE N	19	JOVICIC SLATINSEK	23	ZARABEC M	26	FERLIN K	88	VLAH A	95	SUHOLEZNIK M	0:35	0	0
3	BLAGOTINSEK B	6	MARGUC G	17	CEHTE N	19	JOVICIC SLATINSEK	26	FERLIN K	51	MACKOVSEK B	88	VLAH A	0:35	0	0
3	BLAGOTINSEK B	11	DOLENEC J	20	KODRIN T	44	BOMBAC D	77	NOVAK D	88	VLAH A	95	SUHOLEZNIK M	0:33	0	1
17	CEHTE N	20	KODRIN T	23	ZARABEC M	26	FERLIN K	27	HORZEN K	77	NOVAK D	88	VLAH A	0:31	0	0
3	BLAGOTINSEK B	11	DOLENEC J	20	KODRIN T	26	FERLIN K	51	MACKOVSEK B	77	NOVAK D	88	VLAH A	0:30	0	1
6	MARGUC G	17	CEHTE N	19	JOVICIC SLATINSEK	23	ZARABEC M	51	MACKOVSEK B	90	LESJAK U	92	DROBEZ J	0:30	0	1
3	BLAGOTINSEK B	6	MARGUC G	17	CEHTE N	23	ZARABEC M	26	FERLIN K	77	NOVAK D	88	VLAH A	0:29	1	0
3	BLAGOTINSEK B	6	MARGUC G	20	KODRIN T	23	ZARABEC M	26	FERLIN K	51	MACKOVSEK B	88	VLAH A	0:28	0	0
6	MARGUC G	17	CEHTE N	19	JOVICIC SLATINSEK	20	KODRIN T	23	ZARABEC M	51	MACKOVSEK B	88	VLAH A	0:27	0	0
3	BLAGOTINSEK B	6	MARGUC G	11	DOLENEC J	23	ZARABEC M	26	FERLIN K	51	MACKOVSEK B	88	VLAH A	0:27	0	1
11	DOLENEC J	20	KODRIN T	23	ZARABEC M	26	FERLIN K	27	HORZEN K	77	NOVAK D	88	VLAH A	0:24	0	1
6	MARGUC G	17	CEHTE N	19	JOVICIC SLATINSEK	20	KODRIN T	26	FERLIN K	51	MACKOVSEK B	88	VLAH A	0:23	1	0
6	MARGUC G	17	CEHTE N	19	JOVICIC SLATINSEK	23	ZARABEC M	26	FERLIN K	51	MACKOVSEK B	88	VLAH A	0:22	0	1
6	MARGUC G	17	CEHTE N	26	FERLIN K	51	MACKOVSEK B	88	VLAH A	92	DROBEZ J	95	SUHOLEZNIK M	0:22	0	1
3	BLAGOTINSEK B	6	MARGUC G	11	DOLENEC J	20	KODRIN T	26	FERLIN K	51	MACKOVSEK B	88	VLAH A	0:18	0	1
3	BLAGOTINSEK B	6	MARGUC G	11	DOLENEC J	19	JOVICIC SLATINSEK	23	ZARABEC M	26	FERLIN K	88	VLAH A	0:17	1	0
3	BLAGOTINSEK B	17	CEHTE N	20	KODRIN T	23	ZARABEC M	26	FERLIN K	51	MACKOVSEK B	88	VLAH A	0:16	1	0
6	MARGUC G	17	CEHTE N	19	JOVICIC SLATINSEK	20	KODRIN T	23	ZARABEC M	88	VLAH A	92	DROBEZ J	0:15	0	0
3	BLAGOTINSEK B	17	CEHTE N	20	KODRIN T	44	BOMBAC D	51	MACKOVSEK B	77	NOVAK D	95	SUHOLEZNIK M	0:13	0	0
3	BLAGOTINSEK B	6	MARGUC G	11	DOLENEC J	20	KODRIN T	23	ZARABEC M	26	FERLIN K	51	MACKOVSEK B	0:12	0	0
6	MARGUC G	17	CEHTE N	20	KODRIN T	23	ZARABEC M	88	VLAH A	92	DROBEZ J	95	SUHOLEZNIK M	0:10	1	0
11	DOLENEC J	20	KODRIN T	26	FERLIN K	44	BOMBAC D	51	MACKOVSEK B	77	NOVAK D	95	SUHOLEZNIK M	0:06	0	0
3	BLAGOTINSEK B	6	MARGUC G	17	CEHTE N	26	FERLIN K	51	MACKOVSEK B	77	NOVAK D	88	VLAH A	0:05	0	0
3	BLAGOTINSEK B	6	MARGUC G	17	CEHTE N	23	ZARABEC M	26	FERLIN K	51	MACKOVSEK B	88	VLAH A	0:03	1	0

Score development								Time Played	G Diff.						
3	BLAGOTINSEK B	6	MARGUC G	17	CEHTE N	19	JOVICIC SLATINSEK	23	ZARABEC M	26	FERLIN K	51	MACKOVSEK B	3:32	+3
6	MARGUC G	17	CEHTE N	19	JOVICIC SLATINSEK	23	ZARABEC M	26	FERLIN K	27	HORZEN K	88	VLAH A	1:15	+2
3	BLAGOTINSEK B	6	MARGUC G	11	DOLENEC J	20	KODRIN T	23	ZARABEC M	51	MACKOVSEK B	88	VLAH A	1:35	+2
6	MARGUC G	17	CEHTE N	23	ZARABEC M	26	FERLIN K	51	MACKOVSEK B	88	VLAH A	95	SUHOLEZNIK M	1:48	+2
6	MARGUC G	17	CEHTE N	19	JOVICIC SLATINSEK	26	FERLIN K	51	MACKOVSEK B	88	VLAH A	95	SUHOLEZNIK M	4:18	+2
3	BLAGOTINSEK B	6	MARGUC G	17	CEHTE N	23	ZARABEC M	26	FERLIN K	51	MACKOVSEK B	88	VLAH A	0:03	+1
6	MARGUC G	17	CEHTE N	20	KODRIN T	23	ZARABEC M	88	VLAH A	92	DROBEZ J	95	SUHOLEZNIK M	0:10	+1
3	BLAGOTINSEK B	17	CEHTE N	20	KODRIN T	23	ZARABEC M	26	FERLIN K	51	MACKOVSEK B	88	VLAH A	0:16	+1
3	BLAGOTINSEK B	6	MARGUC G	11	DOLENEC J	19	JOVICIC SLATINSEK	23	ZARABEC M	26	FERLIN K	88	VLAH A	0:17	+1
6	MARGUC G	17	CEHTE N	19	JOVICIC SLATINSEK	20	KODRIN T	26	FERLIN K	51	MACKOVSEK B	88	VLAH A	0:23	+1
3	BLAGOTINSEK B	6	MARGUC G	17	CEHTE N	23	ZARABEC M	26	FERLIN K	77	NOVAK D	88	VLAH A	0:29	+1
3	BLAGOTINSEK B	17	CEHTE N	20	KODRIN T	26	FERLIN K	44	BOMBAC D	51	MACKOVSEK B	95	SUHOLEZNIK M	0:35	+1
17	CEHTE N	20	KODRIN T	26	FERLIN K	44	BOMBAC D	51	MACKOVSEK B	77	NOVAK D	95	SUHOLEZNIK M	1:05	+1
3	BLAGOTINSEK B	17	CEHTE N	20	KODRIN T	26	FERLIN K	51	MACKOVSEK B	77	NOVAK D	88	VLAH A	1:26	+1

Line-Up Analysis

Match No: 19

Attendance: 11.625

SLO 32 - 29 FAR

SLO - Slovenia

Score development								Time Played	G Diff.						
3	BLAGOTINSEK B	6	MARGUC G	17	CEHTE N	26	FERLIN K	51	MACKOVSEK B	77	NOVAK D	88	VLAH A	0:05	0
11	DOLENEC J	20	KODRIN T	26	FERLIN K	44	BOMBAC D	51	MACKOVSEK B	77	NOVAK D	95	SUHOLEZNIK M	0:06	0
3	BLAGOTINSEK B	6	MARGUC G	11	DOLENEC J	20	KODRIN T	23	ZARABEC M	26	FERLIN K	51	MACKOVSEK B	0:12	0
3	BLAGOTINSEK B	17	CEHTE N	20	KODRIN T	44	BOMBAC D	51	MACKOVSEK B	77	NOVAK D	95	SUHOLEZNIK M	0:13	0
6	MARGUC G	17	CEHTE N	19	JOVICIC SLATINSEK	20	KODRIN T	23	ZARABEC M	88	VLAH A	92	DROBEZ J	0:15	0
6	MARGUC G	17	CEHTE N	19	JOVICIC SLATINSEK	20	KODRIN T	23	ZARABEC M	51	MACKOVSEK B	88	VLAH A	0:27	0
3	BLAGOTINSEK B	6	MARGUC G	20	KODRIN T	23	ZARABEC M	26	FERLIN K	51	MACKOVSEK B	88	VLAH A	0:28	0
17	CEHTE N	20	KODRIN T	23	ZARABEC M	26	FERLIN K	27	HORZEN K	77	NOVAK D	88	VLAH A	0:31	0
6	MARGUC G	17	CEHTE N	19	JOVICIC SLATINSEK	23	ZARABEC M	26	FERLIN K	88	VLAH A	95	SUHOLEZNIK M	0:35	0
3	BLAGOTINSEK B	6	MARGUC G	17	CEHTE N	19	JOVICIC SLATINSEK	26	FERLIN K	51	MACKOVSEK B	88	VLAH A	0:35	0
17	CEHTE N	20	KODRIN T	26	FERLIN K	44	BOMBAC D	51	MACKOVSEK B	77	NOVAK D	88	VLAH A	0:37	0
11	DOLENEC J	20	KODRIN T	26	FERLIN K	44	BOMBAC D	51	MACKOVSEK B	77	NOVAK D	88	VLAH A	0:38	0
6	MARGUC G	17	CEHTE N	19	JOVICIC SLATINSEK	23	ZARABEC M	26	FERLIN K	88	VLAH A	92	DROBEZ J	0:39	0
3	BLAGOTINSEK B	11	DOLENEC J	20	KODRIN T	23	ZARABEC M	26	FERLIN K	51	MACKOVSEK B	77	NOVAK D	0:41	0
11	DOLENEC J	20	KODRIN T	26	FERLIN K	44	BOMBAC D	77	NOVAK D	88	VLAH A	95	SUHOLEZNIK M	0:45	0
3	BLAGOTINSEK B	6	MARGUC G	11	DOLENEC J	19	JOVICIC SLATINSEK	23	ZARABEC M	26	FERLIN K	51	MACKOVSEK B	0:45	0
11	DOLENEC J	20	KODRIN T	26	FERLIN K	27	HORZEN K	44	BOMBAC D	77	NOVAK D	88	VLAH A	0:59	0
17	CEHTE N	20	KODRIN T	26	FERLIN K	27	HORZEN K	44	BOMBAC D	51	MACKOVSEK B	77	NOVAK D	1:03	0
3	BLAGOTINSEK B	6	MARGUC G	11	DOLENEC J	20	KODRIN T	23	ZARABEC M	26	FERLIN K	88	VLAH A	1:03	0
3	BLAGOTINSEK B	11	DOLENEC J	20	KODRIN T	26	FERLIN K	44	BOMBAC D	88	VLAH A	95	SUHOLEZNIK M	1:19	0
6	MARGUC G	17	CEHTE N	19	JOVICIC SLATINSEK	23	ZARABEC M	26	FERLIN K	51	MACKOVSEK B	92	DROBEZ J	1:39	0
11	DOLENEC J	20	KODRIN T	26	FERLIN K	27	HORZEN K	44	BOMBAC D	51	MACKOVSEK B	77	NOVAK D	1:46	0
3	BLAGOTINSEK B	17	CEHTE N	20	KODRIN T	23	ZARABEC M	26	FERLIN K	51	MACKOVSEK B	77	NOVAK D	3:15	0
3	BLAGOTINSEK B	17	CEHTE N	20	KODRIN T	26	FERLIN K	44	BOMBAC D	51	MACKOVSEK B	77	NOVAK D	4:45	0
3	BLAGOTINSEK B	11	DOLENEC J	20	KODRIN T	26	FERLIN K	44	BOMBAC D	51	MACKOVSEK B	77	NOVAK D	7:53	0
3	BLAGOTINSEK B	6	MARGUC G	11	DOLENEC J	20	KODRIN T	26	FERLIN K	51	MACKOVSEK B	88	VLAH A	0:18	-1
6	MARGUC G	17	CEHTE N	19	JOVICIC SLATINSEK	23	ZARABEC M	26	FERLIN K	51	MACKOVSEK B	88	VLAH A	0:22	-1
6	MARGUC G	17	CEHTE N	26	FERLIN K	51	MACKOVSEK B	88	VLAH A	92	DROBEZ J	95	SUHOLEZNIK M	0:22	-1
11	DOLENEC J	20	KODRIN T	23	ZARABEC M	26	FERLIN K	27	HORZEN K	77	NOVAK D	88	VLAH A	0:24	-1
3	BLAGOTINSEK B	6	MARGUC G	11	DOLENEC J	23	ZARABEC M	26	FERLIN K	51	MACKOVSEK B	88	VLAH A	0:27	-1
3	BLAGOTINSEK B	11	DOLENEC J	20	KODRIN T	26	FERLIN K	51	MACKOVSEK B	77	NOVAK D	88	VLAH A	0:30	-1
6	MARGUC G	17	CEHTE N	19	JOVICIC SLATINSEK	23	ZARABEC M	51	MACKOVSEK B	90	LESJAK U	92	DROBEZ J	0:30	-1
3	BLAGOTINSEK B	11	DOLENEC J	20	KODRIN T	44	BOMBAC D	77	NOVAK D	88	VLAH A	95	SUHOLEZNIK M	0:33	-1
3	BLAGOTINSEK B	6	MARGUC G	17	CEHTE N	19	JOVICIC SLATINSEK	23	ZARABEC M	77	NOVAK D	88	VLAH A	0:39	-1
17	CEHTE N	20	KODRIN T	26	FERLIN K	27	HORZEN K	44	BOMBAC D	77	NOVAK D	88	VLAH A	0:40	-1
3	BLAGOTINSEK B	6	MARGUC G	17	CEHTE N	19	JOVICIC SLATINSEK	23	ZARABEC M	26	FERLIN K	77	NOVAK D	1:47	-1
6	MARGUC G	17	CEHTE N	19	JOVICIC SLATINSEK	23	ZARABEC M	26	FERLIN K	51	MACKOVSEK B	95	SUHOLEZNIK M	1:10	-2
3	BLAGOTINSEK B	6	MARGUC G	17	CEHTE N	19	JOVICIC SLATINSEK	23	ZARABEC M	26	FERLIN K	88	VLAH A	1:53	-2
6	MARGUC G	17	CEHTE N	19	JOVICIC SLATINSEK	26	FERLIN K	51	MACKOVSEK B	88	VLAH A	92	DROBEZ J	1:59	-2

Empty Net								Time Played	GF	GA						
3	BLAGOTINSEK B	6	MARGUC G	11	DOLENEC J	20	KODRIN T	23	ZARABEC M	51	MACKOVSEK B	88	VLAH A	1:35	2	0
3	BLAGOTINSEK B	6	MARGUC G	17	CEHTE N	19	JOVICIC SLATINSEK	23	ZARABEC M	77	NOVAK D	88	VLAH A	0:39	0	1
3	BLAGOTINSEK B	11	DOLENEC J	20	KODRIN T	44	BOMBAC D	77	NOVAK D	88	VLAH A	95	SUHOLEZNIK M	0:33	0	1
6	MARGUC G	17	CEHTE N	19	JOVICIC SLATINSEK	20	KODRIN T	23	ZARABEC M	51	MACKOVSEK B	88	VLAH A	0:27	0	0
6	MARGUC G	17	CEHTE N	19	JOVICIC SLATINSEK	20	KODRIN T	23	ZARABEC M	88	VLAH A	92	DROBEZ J	0:15	0	0
3	BLAGOTINSEK B	17	CEHTE N	20	KODRIN T	44	BOMBAC D	51	MACKOVSEK B	77	NOVAK D	95	SUHOLEZNIK M	0:13	0	0
6	MARGUC G	17	CEHTE N	20	KODRIN T	23	ZARABEC M	88	VLAH A	92	DROBEZ J	95	SUHOLEZNIK M	0:10	1	0

Line-Up Analysis

Match No: 19

Attendance: 11.625

SLO 32 - 29 FAR

FAR - Faroe Islands

Lineup efficiency								Time Played	GF	GA
1 JACOBSEN P	6 MORTENSEN L	17 AV TEIGUM H	25 POULSEN V	30 MIKKELSEN T	71 A SKIPAGOTU E	79 RASMUSSEN T	7:37	4	4	
1 JACOBSEN P	6 MORTENSEN L	17 AV TEIGUM H	25 POULSEN V	71 A SKIPAGOTU E	78 MITTUN O	79 RASMUSSEN T	6:09	2	2	
1 JACOBSEN P	2 HOYDAL H	8 MIKKJALSSON P	17 AV TEIGUM H	25 POULSEN V	30 MIKKELSEN T	71 A SKIPAGOTU E	3:59	3	2	
1 JACOBSEN P	6 MORTENSEN L	17 AV TEIGUM H	30 MIKKELSEN T	71 A SKIPAGOTU E	78 MITTUN O	79 RASMUSSEN T	3:58	3	3	
1 JACOBSEN P	2 HOYDAL H	6 MORTENSEN L	8 MIKKJALSSON P	17 AV TEIGUM H	25 POULSEN V	71 A SKIPAGOTU E	2:27	4	0	
1 JACOBSEN P	9 HANSEN R	17 AV TEIGUM H	25 POULSEN V	71 A SKIPAGOTU E	78 MITTUN O	79 RASMUSSEN T	2:27	0	1	
2 HOYDAL H	6 MORTENSEN L	8 MIKKJALSSON P	17 AV TEIGUM H	25 POULSEN V	71 A SKIPAGOTU E	78 MITTUN O	2:13	0	1	
1 JACOBSEN P	6 MORTENSEN L	17 AV TEIGUM H	25 POULSEN V	45 KROGH P	71 A SKIPAGOTU E	79 RASMUSSEN T	2:02	1	1	
2 HOYDAL H	6 MORTENSEN L	17 AV TEIGUM H	25 POULSEN V	71 A SKIPAGOTU E	78 MITTUN O	79 RASMUSSEN T	1:44	1	1	
1 JACOBSEN P	6 MORTENSEN L	25 POULSEN V	30 MIKKELSEN T	45 KROGH P	71 A SKIPAGOTU E	79 RASMUSSEN T	1:36	1	1	
2 HOYDAL H	6 MORTENSEN L	16 SATCHWELL N	17 AV TEIGUM H	25 POULSEN V	30 MIKKELSEN T	71 A SKIPAGOTU E	1:35	1	2	
9 HANSEN R	16 SATCHWELL N	17 AV TEIGUM H	25 POULSEN V	71 A SKIPAGOTU E	78 MITTUN O	79 RASMUSSEN T	1:33	0	0	
1 JACOBSEN P	2 HOYDAL H	6 MORTENSEN L	17 AV TEIGUM H	25 POULSEN V	71 A SKIPAGOTU E	79 RASMUSSEN T	1:32	0	2	
1 JACOBSEN P	9 HANSEN R	17 AV TEIGUM H	25 POULSEN V	45 KROGH P	78 MITTUN O	79 RASMUSSEN T	1:19	1	1	
1 JACOBSEN P	9 HANSEN R	17 AV TEIGUM H	25 POULSEN V	30 MIKKELSEN T	45 KROGH P	79 RASMUSSEN T	1:15	0	1	
1 JACOBSEN P	2 HOYDAL H	6 MORTENSEN L	17 AV TEIGUM H	25 POULSEN V	45 KROGH P	71 A SKIPAGOTU E	1:12	0	0	
1 JACOBSEN P	17 AV TEIGUM H	25 POULSEN V	45 KROGH P	71 A SKIPAGOTU E	78 MITTUN O	79 RASMUSSEN T	1:02	0	0	
1 JACOBSEN P	9 HANSEN R	25 POULSEN V	45 KROGH P	71 A SKIPAGOTU E	78 MITTUN O	79 RASMUSSEN T	0:59	1	1	
9 HANSEN R	16 SATCHWELL N	25 POULSEN V	45 KROGH P	71 A SKIPAGOTU E	78 MITTUN O	79 RASMUSSEN T	0:58	2	1	
2 HOYDAL H	9 HANSEN R	16 SATCHWELL N	17 AV TEIGUM H	71 A SKIPAGOTU E	78 MITTUN O	79 RASMUSSEN T	0:56	0	1	
1 JACOBSEN P	17 AV TEIGUM H	25 POULSEN V	30 MIKKELSEN T	45 KROGH P	78 MITTUN O	79 RASMUSSEN T	0:54	0	1	
1 JACOBSEN P	8 MIKKJALSSON P	9 HANSEN R	17 AV TEIGUM H	25 POULSEN V	71 A SKIPAGOTU E	78 MITTUN O	0:54	0	0	
1 JACOBSEN P	6 MORTENSEN L	17 AV TEIGUM H	25 POULSEN V	30 MIKKELSEN T	45 KROGH P	79 RASMUSSEN T	0:52	1	0	
1 JACOBSEN P	9 HANSEN R	17 AV TEIGUM H	25 POULSEN V	30 MIKKELSEN T	71 A SKIPAGOTU E	78 MITTUN O	0:49	0	0	
6 MORTENSEN L	17 AV TEIGUM H	25 POULSEN V	30 MIKKELSEN T	71 A SKIPAGOTU E	78 MITTUN O	79 RASMUSSEN T	0:47	0	0	
8 MIKKJALSSON P	9 HANSEN R	17 AV TEIGUM H	25 POULSEN V	71 A SKIPAGOTU E	78 MITTUN O	79 RASMUSSEN T	0:46	1	0	
2 HOYDAL H	6 MORTENSEN L	8 MIKKJALSSON P	16 SATCHWELL N	17 AV TEIGUM H	25 POULSEN V	71 A SKIPAGOTU E	0:41	0	0	
1 JACOBSEN P	6 MORTENSEN L	17 AV TEIGUM H	25 POULSEN V	45 KROGH P	78 MITTUN O	79 RASMUSSEN T	0:35	1	1	
1 JACOBSEN P	2 HOYDAL H	17 AV TEIGUM H	25 POULSEN V	30 MIKKELSEN T	45 KROGH P	71 A SKIPAGOTU E	0:34	0	0	
2 HOYDAL H	6 MORTENSEN L	25 POULSEN V	45 KROGH P	71 A SKIPAGOTU E	78 MITTUN O	79 RASMUSSEN T	0:34	0	0	
1 JACOBSEN P	8 MIKKJALSSON P	9 HANSEN R	17 AV TEIGUM H	30 MIKKELSEN T	71 A SKIPAGOTU E	78 MITTUN O	0:30	1	0	
6 MORTENSEN L	17 AV TEIGUM H	25 POULSEN V	47 VEDELSBOL I	71 A SKIPAGOTU E	78 MITTUN O	79 RASMUSSEN T	0:29	0	0	
6 MORTENSEN L	16 SATCHWELL N	25 POULSEN V	30 MIKKELSEN T	45 KROGH P	71 A SKIPAGOTU E	79 RASMUSSEN T	0:29	0	1	
1 JACOBSEN P	2 HOYDAL H	17 AV TEIGUM H	25 POULSEN V	30 MIKKELSEN T	78 MITTUN O	79 RASMUSSEN T	0:27	0	0	
1 JACOBSEN P	2 HOYDAL H	6 MORTENSEN L	8 MIKKJALSSON P	17 AV TEIGUM H	25 POULSEN V	78 MITTUN O	0:25	0	1	
2 HOYDAL H	6 MORTENSEN L	16 SATCHWELL N	17 AV TEIGUM H	30 MIKKELSEN T	71 A SKIPAGOTU E	79 RASMUSSEN T	0:25	0	0	
2 HOYDAL H	8 MIKKJALSSON P	17 AV TEIGUM H	25 POULSEN V	71 A SKIPAGOTU E	78 MITTUN O	79 RASMUSSEN T	0:23	0	0	
2 HOYDAL H	6 MORTENSEN L	17 AV TEIGUM H	25 POULSEN V	47 VEDELSBOL I	71 A SKIPAGOTU E	78 MITTUN O	0:20	0	0	
1 JACOBSEN P	2 HOYDAL H	6 MORTENSEN L	17 AV TEIGUM H	25 POULSEN V	47 VEDELSBOL I	71 A SKIPAGOTU E	0:20	0	0	
1 JACOBSEN P	9 HANSEN R	17 AV TEIGUM H	25 POULSEN V	30 MIKKELSEN T	71 A SKIPAGOTU E	79 RASMUSSEN T	0:20	0	0	
1 JACOBSEN P	6 MORTENSEN L	17 AV TEIGUM H	25 POULSEN V	47 VEDELSBOL I	71 A SKIPAGOTU E	79 RASMUSSEN T	0:19	0	0	
2 HOYDAL H	9 HANSEN R	17 AV TEIGUM H	25 POULSEN V	71 A SKIPAGOTU E	78 MITTUN O	79 RASMUSSEN T	0:17	0	0	
2 HOYDAL H	8 MIKKJALSSON P	16 SATCHWELL N	17 AV TEIGUM H	25 POULSEN V	30 MIKKELSEN T	71 A SKIPAGOTU E	0:16	0	1	
1 JACOBSEN P	8 MIKKJALSSON P	9 HANSEN R	25 POULSEN V	30 MIKKELSEN T	71 A SKIPAGOTU E	78 MITTUN O	0:16	0	1	
1 JACOBSEN P	17 AV TEIGUM H	25 POULSEN V	30 MIKKELSEN T	71 A SKIPAGOTU E	78 MITTUN O	79 RASMUSSEN T	0:14	0	1	
2 HOYDAL H	6 MORTENSEN L	17 AV TEIGUM H	25 POULSEN V	30 MIKKELSEN T	71 A SKIPAGOTU E	79 RASMUSSEN T	0:09	0	0	
2 HOYDAL H	6 MORTENSEN L	16 SATCHWELL N	25 POULSEN V	30 MIKKELSEN T	71 A SKIPAGOTU E	79 RASMUSSEN T	0:09	0	0	
2 HOYDAL H	6 MORTENSEN L	16 SATCHWELL N	25 POULSEN V	30 MIKKELSEN T	71 A SKIPAGOTU E	79 RASMUSSEN T	0:09	0	0	
9 HANSEN R	16 SATCHWELL N	17 AV TEIGUM H	25 POULSEN V	45 KROGH P	78 MITTUN O	79 RASMUSSEN T	0:09	0	0	
2 HOYDAL H	9 HANSEN R	17 AV TEIGUM H	25 POULSEN V	71 A SKIPAGOTU E	78 MITTUN O	79 RASMUSSEN T	0:17	0	0	
1 JACOBSEN P	6 MORTENSEN L	17 AV TEIGUM H	25 POULSEN V	47 VEDELSBOL I	71 A SKIPAGOTU E	79 RASMUSSEN T	0:19	0	0	
2 HOYDAL H	6 MORTENSEN L	17 AV TEIGUM H	25 POULSEN V	47 VEDELSBOL I	71 A SKIPAGOTU E	78 MITTUN O	0:20	0	0	
1 JACOBSEN P	2 HOYDAL H	6 MORTENSEN L	17 AV TEIGUM H	25 POULSEN V	47 VEDELSBOL I	71 A SKIPAGOTU E	0:20	0	0	
1 JACOBSEN P	9 HANSEN R	17 AV TEIGUM H	25 POULSEN V	30 MIKKELSEN T	71 A SKIPAGOTU E	79 RASMUSSEN T	0:20	0	0	
2 HOYDAL H	8 MIKKJALSSON P	17 AV TEIGUM H	25 POULSEN V	30 MIKKELSEN T	71 A SKIPAGOTU E	78 MITTUN O	0:23	0	0	
2 HOYDAL H	6 MORTENSEN L	16 SATCHWELL N	17 AV TEIGUM H	30 MIKKELSEN T	71 A SKIPAGOTU E	79 RASMUSSEN T	0:25	0	0	
1 JACOBSEN P	2 HOYDAL H	17 AV TEIGUM H	25 POULSEN V	30 MIKKELSEN T	78 MITTUN O	79 RASMUSSEN T	0:27	0	0	

Score development								Time Played	G Diff.
1 JACOBSEN P	2 HOYDAL H	6 MORTENSEN L	8 MIKKJALSSON P	17 AV TEIGUM H	25 POULSEN V	71 A SKIPAGOTU E	2:27	+4	
1 JACOBSEN P	8 MIKKJALSSON P	9 HANSEN R	17 AV TEIGUM H	30 MIKKELSEN T	71 A SKIPAGOTU E	78 MITTUN O	0:30	+1	
8 MIKKJALSSON P	9 HANSEN R	17 AV TEIGUM H	25 POULSEN V	71 A SKIPAGOTU E	78 MITTUN O	79 RASMUSSEN T	0:46	+1	
1 JACOBSEN P	6 MORTENSEN L	17 AV TEIGUM H	25 POULSEN V	30 MIKKELSEN T	45 KROGH P	79 RASMUSSEN T	0:52	+1	
9 HANSEN R	16 SATCHWELL N	25 POULSEN V	45 KROGH P	71 A SKIPAGOTU E	78 MITTUN O	79 RASMUSSEN T	0:58	+1	
1 JACOBSEN P	2 HOYDAL H	8 MIKKJALSSON P	17 AV TEIGUM H	25 POULSEN V	30 MIKKELSEN T	71 A SKIPAGOTU E	3:59	+1	
1 JACOBSEN P	6 MORTENSEN L	17 AV TEIGUM H	25 POULSEN V	30 MIKKELSEN T	78 MITTUN O	79 RASMUSSEN T	0:04	0	
2 HOYDAL H	6 MORTENSEN L	17 AV TEIGUM H	25 POULSEN V	30 MIKKELSEN T	71 A SKIPAGOTU E	79 RASMUSSEN T	0:09	0	
2 HOYDAL H	6 MORTENSEN L	16 SATCHWELL N	25 POULSEN V	30 MIKKELSEN T	71 A SKIPAGOTU E	79 RASMUSSEN T	0:09	0	
9 HANSEN R	16 SATCHWELL N	17 AV TEIGUM H	25 POULSEN V	45 KROGH P	78 MITTUN O	79 RASMUSSEN T	0:09	0	
2 HOYDAL H	9 HANSEN R	17 AV TEIGUM H	25 POULSEN V	71 A SKIPAGOTU E	78 MITTUN O	79 RASMUSSEN T	0:17	0	
1 JACOBSEN P	6 MORTENSEN L	17 AV TEIGUM H	25 POULSEN V	47 VEDELSBOL I	71 A SKIPAGOTU E	79 RASMUSSEN T	0:19	0	
2 HOYDAL H	6 MORTENSEN L	17 AV TEIGUM H	25 POULSEN V	47 VEDELSBOL I	71 A SKIPAGOTU E	78 MITTUN O	0:20	0	
1 JACOBSEN P	2 HOYDAL H	6 MORTENSEN L	17 AV TEIGUM H	25 POULSEN V	47 VEDELSBOL I	71 A SKIPAGOTU E	0:20	0	
1 JACOBSEN P	9 HANSEN R	17 AV TEIGUM H	25 POULSEN V	30 MIKKELSEN T	71 A SKIPAGOTU E	79 RASMUSSEN T	0:20	0	
2 HOYDAL H	8 MIKKJALSSON P	17 AV TEIGUM H	25 POULSEN V	30 MIKKELSEN T	71 A SKIPAGOTU E	78 MITTUN O	0:23	0	
2 HOYDAL H	6 MORTENSEN L	16 SATCHWELL N	17 AV TEIGUM H	30 MIKKELSEN T	71 A SKIPAGOTU E	79 RASMUSSEN T	0:25	0	
1 JACOBSEN P	2 HOYDAL H	17 AV TEIGUM H	25 POULSEN V	30 MIKKELSEN T	78 MITTUN O	79 RASMUSSEN T	0:27	0	

Line-Up Analysis

Match No: 19

Attendance: 11.625

SLO 32 - 29 FAR

FAR - Faroe Islands

Score development								Time Played	G Diff.
6 MORTENSEN L	17 AV TEIGUM H	25 POULSEN V	47 VEDELSBOL I	71 A SKIPAGOTU E	78 MITTUN O	79 RASMUSSEN T	0:29	0	
1 JACOBSEN P	2 HOYDAL H	17 AV TEIGUM H	25 POULSEN V	30 MIKKELSEN T	45 KROGH P	71 A SKIPAGOTU E	0:34	0	
2 HOYDAL H	6 MORTENSEN L	25 POULSEN V	45 KROGH P	71 A SKIPAGOTU E	78 MITTUN O	79 RASMUSSEN T	0:34	0	
1 JACOBSEN P	6 MORTENSEN L	17 AV TEIGUM H	25 POULSEN V	45 KROGH P	78 MITTUN O	79 RASMUSSEN T	0:35	0	
2 HOYDAL H	6 MORTENSEN L	8 MIKKJALSSON P	16 SATCHWELL N	17 AV TEIGUM H	25 POULSEN V	71 A SKIPAGOTU E	0:41	0	
6 MORTENSEN L	17 AV TEIGUM H	25 POULSEN V	30 MIKKELSEN T	71 A SKIPAGOTU E	78 MITTUN O	79 RASMUSSEN T	0:47	0	
1 JACOBSEN P	9 HANSEN R	17 AV TEIGUM H	25 POULSEN V	30 MIKKELSEN T	71 A SKIPAGOTU E	78 MITTUN O	0:49	0	
1 JACOBSEN P	8 MIKKJALSSON P	9 HANSEN R	17 AV TEIGUM H	25 POULSEN V	71 A SKIPAGOTU E	78 MITTUN O	0:54	0	
1 JACOBSEN P	9 HANSEN R	25 POULSEN V	45 KROGH P	71 A SKIPAGOTU E	78 MITTUN O	79 RASMUSSEN T	0:59	0	
1 JACOBSEN P	17 AV TEIGUM H	25 POULSEN V	45 KROGH P	71 A SKIPAGOTU E	78 MITTUN O	79 RASMUSSEN T	1:02	0	
1 JACOBSEN P	2 HOYDAL H	6 MORTENSEN L	17 AV TEIGUM H	25 POULSEN V	45 KROGH P	71 A SKIPAGOTU E	1:12	0	
1 JACOBSEN P	9 HANSEN R	17 AV TEIGUM H	25 POULSEN V	45 KROGH P	78 MITTUN O	79 RASMUSSEN T	1:19	0	
9 HANSEN R	16 SATCHWELL N	17 AV TEIGUM H	25 POULSEN V	71 A SKIPAGOTU E	78 MITTUN O	79 RASMUSSEN T	1:33	0	
1 JACOBSEN P	6 MORTENSEN L	25 POULSEN V	30 MIKKELSEN T	45 KROGH P	71 A SKIPAGOTU E	79 RASMUSSEN T	1:36	0	
2 HOYDAL H	6 MORTENSEN L	17 AV TEIGUM H	25 POULSEN V	71 A SKIPAGOTU E	78 MITTUN O	79 RASMUSSEN T	1:44	0	
1 JACOBSEN P	6 MORTENSEN L	17 AV TEIGUM H	25 POULSEN V	45 KROGH P	71 A SKIPAGOTU E	79 RASMUSSEN T	2:02	0	
1 JACOBSEN P	6 MORTENSEN L	17 AV TEIGUM H	30 MIKKELSEN T	71 A SKIPAGOTU E	78 MITTUN O	79 RASMUSSEN T	3:58	0	
1 JACOBSEN P	6 MORTENSEN L	17 AV TEIGUM H	25 POULSEN V	71 A SKIPAGOTU E	78 MITTUN O	79 RASMUSSEN T	6:09	0	
1 JACOBSEN P	6 MORTENSEN L	17 AV TEIGUM H	25 POULSEN V	30 MIKKELSEN T	71 A SKIPAGOTU E	79 RASMUSSEN T	7:37	0	
1 JACOBSEN P	17 AV TEIGUM H	25 POULSEN V	30 MIKKELSEN T	71 A SKIPAGOTU E	78 MITTUN O	79 RASMUSSEN T	0:14	-1	
2 HOYDAL H	8 MIKKJALSSON P	16 SATCHWELL N	17 AV TEIGUM H	25 POULSEN V	30 MIKKELSEN T	71 A SKIPAGOTU E	0:16	-1	
1 JACOBSEN P	8 MIKKJALSSON P	9 HANSEN R	25 POULSEN V	30 MIKKELSEN T	71 A SKIPAGOTU E	78 MITTUN O	0:16	-1	
1 JACOBSEN P	2 HOYDAL H	6 MORTENSEN L	8 MIKKJALSSON P	17 AV TEIGUM H	25 POULSEN V	78 MITTUN O	0:25	-1	
6 MORTENSEN L	16 SATCHWELL N	25 POULSEN V	30 MIKKELSEN T	45 KROGH P	71 A SKIPAGOTU E	79 RASMUSSEN T	0:29	-1	
1 JACOBSEN P	17 AV TEIGUM H	25 POULSEN V	30 MIKKELSEN T	45 KROGH P	78 MITTUN O	79 RASMUSSEN T	0:54	-1	
2 HOYDAL H	9 HANSEN R	16 SATCHWELL N	17 AV TEIGUM H	71 A SKIPAGOTU E	78 MITTUN O	79 RASMUSSEN T	0:56	-1	
1 JACOBSEN P	9 HANSEN R	17 AV TEIGUM H	25 POULSEN V	30 MIKKELSEN T	45 KROGH P	79 RASMUSSEN T	1:15	-1	
2 HOYDAL H	6 MORTENSEN L	16 SATCHWELL N	17 AV TEIGUM H	25 POULSEN V	30 MIKKELSEN T	71 A SKIPAGOTU E	1:35	-1	
2 HOYDAL H	6 MORTENSEN L	8 MIKKJALSSON P	17 AV TEIGUM H	25 POULSEN V	71 A SKIPAGOTU E	78 MITTUN O	2:13	-1	
1 JACOBSEN P	9 HANSEN R	17 AV TEIGUM H	25 POULSEN V	71 A SKIPAGOTU E	78 MITTUN O	79 RASMUSSEN T	2:27	-1	
1 JACOBSEN P	2 HOYDAL H	6 MORTENSEN L	17 AV TEIGUM H	25 POULSEN V	71 A SKIPAGOTU E	79 RASMUSSEN T	1:32	-2	

Empty Net								Time Played	GF	GA
2 HOYDAL H	6 MORTENSEN L	8 MIKKJALSSON P	17 AV TEIGUM H	25 POULSEN V	71 A SKIPAGOTU E	78 MITTUN O	2:13	0	1	
2 HOYDAL H	6 MORTENSEN L	17 AV TEIGUM H	25 POULSEN V	71 A SKIPAGOTU E	78 MITTUN O	79 RASMUSSEN T	1:44	1	1	
6 MORTENSEN L	17 AV TEIGUM H	25 POULSEN V	30 MIKKELSEN T	71 A SKIPAGOTU E	78 MITTUN O	79 RASMUSSEN T	0:47	0	0	
8 MIKKJALSSON P	9 HANSEN R	17 AV TEIGUM H	25 POULSEN V	71 A SKIPAGOTU E	78 MITTUN O	79 RASMUSSEN T	0:46	1	0	
2 HOYDAL H	6 MORTENSEN L	25 POULSEN V	45 KROGH P	71 A SKIPAGOTU E	78 MITTUN O	79 RASMUSSEN T	0:34	0	0	
6 MORTENSEN L	17 AV TEIGUM H	25 POULSEN V	47 VEDELSBOL I	71 A SKIPAGOTU E	78 MITTUN O	79 RASMUSSEN T	0:29	0	0	
2 HOYDAL H	8 MIKKJALSSON P	17 AV TEIGUM H	25 POULSEN V	30 MIKKELSEN T	71 A SKIPAGOTU E	78 MITTUN O	0:23	0	0	
2 HOYDAL H	6 MORTENSEN L	17 AV TEIGUM H	25 POULSEN V	47 VEDELSBOL I	71 A SKIPAGOTU E	78 MITTUN O	0:20	0	0	
2 HOYDAL H	9 HANSEN R	17 AV TEIGUM H	25 POULSEN V	71 A SKIPAGOTU E	78 MITTUN O	79 RASMUSSEN T	0:17	0	0	
2 HOYDAL H	6 MORTENSEN L	17 AV TEIGUM H	25 POULSEN V	30 MIKKELSEN T	71 A SKIPAGOTU E	79 RASMUSSEN T	0:09	0	0	

Legend:
G Diff. Goals Difference