

### Start List

Match No: 38

### GER - ISL

**Referees:** NIKOLOV Slave (MKD) / NACHEVSKI Gjorgji (MKD)  
**Reserve Referees:** LAH Bojan (SLO) / SOK David (SLO)

**EHF Supervisor:** VIZITIU Nicolae (MDA)  
**EHF Observer:** TOGSTAD Øyvind (NOR)  
**Timekeeper:** HAFERKAMP Michael (GER)  
**Scorekeeper:** MONSCHAU Peter (GER)

#### GER - Germany

No.	Name	Pos.	Height m	Int. Matches		Competition Statistics							
				MP	G	MP	G	7mG	YC	2Min	RC	S	7mS
1	SPÄTH David	GK	1.97	7	0	3						9	3
33	WOLFF Andreas	GK	1.98	148	14	3						31	1
4	GOLLA Johannes (C)	P	1.95	70	240	3	9			1			
11	HEYMANN Sebastian	LB	1.98	24	42	3	8			2			
14	FISCHER Justus	P	1.93	7	8	3	5						
15	KNORR Juri	CB	1.92	49	192	3	24	10					
18	KÖSTER Julian	LB	2.00	37	70	3	9						
20	WEBER Philipp	CB	1.94	81	171	3	4						
23	USCINS Renars	RB	1.89	9	12	3	2						
25	HÄFNER Kai	RB	1.92	139	335	2	6						
34	DAHMKKE Rune	LW	1.89	64	95	3	1						
36	MERTENS Lukas	LW	1.82	34	84	3	8						
38	HANNE Martin	LB	1.93	5	6	3	1						
44	STEINERT Christoph	RB	1.96	35	67	3	1		2	2			
73	KASTENING Timo	RW	1.80	52	181	3	7						
80	KOHLBACHER Jannik	P	1.93	102	203	3	5						
(NN)	LICHTLEIN Nils	CB	1.83	5	3	1	1						
(NN)	NOTHDURFT Tim	LW	1.94	2	1								
(NN)	ZERBE Lukas	RW	1.84	24	29								
<b>Headcoach</b>		GISLASON Alfred (ISL)		<b>Bench/Team</b>									

GER Played		
PR	SUI	27 - 14
PR	MKD	34 - 25
PR	FRA	30 - 33
MR	ISL	18 JAN
MR	AUT	20 JAN
MR	HUN	22 JAN
MR	CRO	24 JAN

#### ISL - Iceland

No.	Name	Pos.	Height m	Int. Matches		Competition Statistics							
				MP	G	MP	G	7mG	YC	2Min	RC	S	7mS
1	GUSTAVSSON Björgvin Pall	GK	1.93	263	21	3						9	
16	HALLGRIMSSON Viktor	GK	2.03	54	1	3						31	
2	RIKHARDSSON Odinn Thor	RW	1.83	32	92	1	1						
3	SMARASON Janus Dadi	CB	1.84	77	121	3	3						
4	PÁLMARSSON Aron	LB	1.93	173	657	3	8			1			
7	KRISTJÁNSSON Viggó	RB	1.87	49	133	3	13	6		1			
8	ELISSON Bjarki Mar	LW	1.90	110	384	3	12	1		2			
9	JÓNSSON Elvar	LB	1.85	71	165	3	5			2			
10	KRISTJANSSON Gisli Thorgeir	CB	1.91	56	124	3	3						
11	GISLASON Ýmir	P	1.96	83	35	3							
14	MAGNUSSON Ómar Ingi	RB	1.86	79	275	3	14	6					
17	VALENCIA Stiven Tobar	LW	1.84	11	11	3	1						
18	VIDARSSON Ellidi	P	1.92	42	86	3	10			3	1		
21	ARNARSSON Arnar Freyr	P	2.01	90	96	3	2						
22	GUDJONSSON Sigvaldi Bjorn	RW	1.92	68	195	3	11						
25	THRASTARSON Haukur	CB	1.93	27	32	2							
(NN)	KRISTJÁNSSON Kristján Örn	RB	1.90	32	60	1							
(NN)	ÓLAFSSON Einar Thorsteinn	LB	1.94	6	0	2							
<b>Headcoach</b>		GUDJÓNSSON Snorri Steinn		<b>Bench/Team</b>									

ISL Played		
PR	SRB	27 - 27
PR	MNE	31 - 30
PR	HUN	25 - 33
MR	GER	18 JAN
MR	FRA	20 JAN
MR	CRO	22 JAN
MR	AUT	24 JAN

**Notes:**  
Players below the bold line are not playing in this match.

Legend:			
(NN)	Not nominated	2Min	2-Minute Suspensions
CB	Centre Back	G	Goals
LW	Left Wing	MP	Matches Played
Pos	Position	PR	Preliminary Round
RC	Red Cards (Direct and after 3rd 2-Minute Suspension)	RB	Right Back
YC	Yellow Cards	RW	Right Wing
		7mG	7-metre Goals
		GK	Goalkeeper
		MR	Main Round
		LB	Left Back
		P	Line Player
		7mS	7-metre Saves
		S	Saves

THU 18 JAN 2024  
Start Time: 20:30

### Main Round Group I

## Results

Match No: 38

## GER 26 - 24 ISL

(11 - 10) (15 - 14)

Cologne

Attendance: 19.750

Referees: NIKOLOV Slave (MKD) / NACHEVSKI Gjorgji (MKD)

### Germany

Coach: GISLASON Alfred

Time outs: 3

No.	Name	Total			Goals / Shots							Punishments			TP	
		Goals	Shots	%	7m	6m	Wing	BT	FB	FTO	9m	EG	YC	RC		2M
1	SPÄTH David															0:00
4	GOLLA Johannes	4	5	80		4/5									1	52:57
11	HEYMANN Sebastian	2	3	67						2/3				1		16:50
14	FISCHER Justus	0	1	0		0/1										3:29
15	KNORR Juri	6	10	60	2/4	2/2		1/1			1/3		1			50:00
18	KÖSTER Julian	4	7	57		1/3		3/3			0/1					48:11
20	WEBER Philipp															0:00
23	USCINS Renars															7:33
25	HÄFNER Kai	2	4	50		1/1		1/1		0/2						21:51
33	WOLFF Andreas															58:45
34	DAHMKKE Rune	1	3	33		0/1	1/2									41:58
36	MERTENS Lukas	1	1	100		1/1										17:48
38	HANNE Martin	2	5	40		1/1		0/1		1/3						7:09
44	STEINERT Christoph															33:23
73	KASTENING Timo	3	4	75	1/1		2/3									52:04
80	KOHLBACHER Jannik	1	2	50		1/2										8:02
Totals		26	45	58	3/5	11/17	3/5	5/6		4/12		1		2		60:00

No.	Name	Total			Saves / Shots											
		Saves	Shots	%	7m	6m	Wing	BT	FB	FTO	9m					
1	SPÄTH David															
33	WOLFF Andreas	12	36	33	3/5	0/5	5/8	0/2	0/2		4/14					
Totals		12	36	33	3/5	0/5	5/8	0/2	0/2		4/14					

### Iceland

Coach: GUDJONSSON Snorri Steinn

YC/RC Coach: 1/0 Time outs: 2

No.	Name	Total			Goals / Shots							Punishments			TP	
		Goals	Shots	%	7m	6m	Wing	BT	FB	FTO	9m	EG	YC	RC		2M
1	GUSTAVSSON Björgvin Pall															0:48
2	RIKHARDSSON Odinn Thor	0	3	0			0/3									14:33
3	SMARASON Janus Dadi	6	9	67		1/2		1/1			4/6					26:53
4	PALMARSSON Aron	3	7	43		1/1				2/6						32:02
7	KRISTJANSSON Viggó	3	5	60	1/3					2/2						24:05
8	ELISSON Bjarki Mar	1	2	50			0/1		1/1							56:39
9	JONSSON Elvar	2	3	67				1/1			1/2					30:18
10	KRISTJANSSON Gisli Thorgeir	0	1	0						0/1						8:52
11	GISLASON Ymir	1	1	100		1/1										31:53
14	MAGNUSSON Omar Ingi	2	6	33	1/3					1/3						37:19
16	HALLGRIMSSON Viktor															56:11
17	VALENCIA Stiven Tobar															0:00
18	VIDARSSON Ellidi	1	1	100		1/1								1		49:20
21	ARNARSSON Arnar Freyr	1	1	100		1/1										9:09
22	GUDJONSSON Sigvaldi Bjorn	4	6	67			3/5		1/1							41:58
25	THRASTARSON Haukur															0:00
Team Officials												1				
Totals		24	45	53	2/6	5/6	3/9	2/2	2/2		10/20		2		2	60:00

No.	Name	Total			Saves / Shots											
		Saves	Shots	%	7m	6m	Wing	BT	FB	FTO	9m					
1	GUSTAVSSON Björgvin Pall	2	3	67	2/3											
16	HALLGRIMSSON Viktor	13	38	34	0/2	6/17	1/4	0/5			6/10					
Totals		15	41	37	2/5	6/17	1/4	0/5			6/10					

### Attacks

Team	All		Player Majority		Player Minority		Position Attacks		FB		Ind. FB		Team FB		TO	TO %
	G/Att.	%	G/Att.	%	G/Att.	%	G/Att.	%	G/Att.	%	G/Att.	%	G/Att.	%		
GER	26/51	51	2/3	67	1/2	50	26/51	51							10	20
ISL	24/51	47	3/3	100	1/3	33	22/48	46	2/3	67			2/3	67	9	18

Legend:	
%	Efficiency
9m	9-metre Shots
FTO	Fast Throw off
RC	Red Cards (Direct and after 3rd 2-Minute Suspension)
Wing	Wing Shots
2M	2-Minute Suspensions
BT	Breakthroughs
G/Att.	Goals/Attacks
YC	Yellow Cards
6m	6-metre Shots
EG	Empty Goal
Ind.	Individual
TO	Turnover
7m	7-metre Penalty Shots
FB	Fast Breaks
No.	Uniform Number
TP	Time Played

THU 18 JAN 2024  
Start Time: 20:30

**Main Round Group I**

**Match Team Statistics**  
Match No: 38

Cologne

**GER 26 - 24 ISL**  
(11 - 10) (15 - 14)

**Referees:** NIKOLOV Slave (MKD) / NACHEVSKI Gjorgji (MKD)

**GER - Germany**

Coach: GISLASON Alfred (ISL)

Time outs: 3

No.	Name	Total			All Goals / Shots								Punishments				Offence			Defence			TP	
		Goals	Shots	%	7m	7m%	6m	Wing	BT	FB	FTO	9m	EG	YC	RC	2M	2+2	AS	R7	TO/TF	ST	BS		P7
1	SPÄTH David																							0:00
4	GOLLA Johannes	4	5	80			4/5								1				/ 1			1		52:57
11	HEYMANN Sebastian	2	3	67							2/3				1			3	1	1		2	1	16:50
14	FISCHER Justus	0	1	0			0/1																	3:29
15	KNORR Juri	6	10	60	2/4	50	2/2		1/1		1/3			1				3	1	1 / 1				50:00
18	KÖSTER Julian	4	7	57			1/3		3/3		0/1							4	2	1 / 2	2	1	4	48:11
20	WEBER Philipp																							0:00
23	USCINS Renars																							7:33
25	HÄFNER Kai	2	4	50			1/1		1/1		0/2							3		/ 1				21:51
33	WOLFF Andreas																							58:45
34	DAHMKKE Rune	1	3	33			0/1	1/2																41:58
36	MERTENS Lukas	1	1	100			1/1															1		17:48
38	HANNE Martin	2	5	40			1/1		0/1		1/3												1	7:09
44	STEINERT Christoph																			1				33:23
73	KASTENING Timo	3	4	75	1/1	100		2/3										1			1			52:04
80	KOHLBACHER Jannik	1	2	50			1/2												1	1				8:02
Totals		26	45	58	3/5	60	11/17	3/5	5/6		4/12			1	2		14	5	5 / 5	4	4	6		

No.	Name	Total			All Saves / Shots																			
		Saves	Shots	%	7m	7m%	6m	Wing	BT	FB	FTO	9m	9m%	NS	NS%									
1	SPÄTH David																							
33	WOLFF Andreas	12	36	33	3/5	60	0/5	5/8	0/2	0/2		4/14	29	5/15	33									
Totals		12	36	33	3/5	60	0/5	5/8	0/2	0/2		4/14	29	5/15	33									

**Attacks**

Team	All		Player Majority		Player Minority		Position Attacks		FB		Ind. FB		Team FB		TO	TO %
	G/Att.	%	G/Att.	%	G/Att.	%	G/Att.	%	G/Att.	%	G/Att.	%	G/Att.	%		
GER	26/51	51	2/3	67	1/2	50	26/51	51							10	20

**Team Shots**

	Goals	Saves	Missed	Post	Blocked	Total	%	Prop %
6m Shots	11	6				17	65	38
Wing Shots	3	1	1			5	60	11
L R	1 2	1	1			2 3	50 67	4 7
9m Shots	4	6	1		1	12	33	27
L C R	2 2	1 3 2	1		1	5 5 2	40 40 0	11 11 4
7m Penalty Throws	3	2				5	60	11
Fast Breaks								0
Breakthroughs	5		1			6	83	13
Totals	26	15	3		1	45	58	100

Legend:									
%	Efficiency	2M	2-Minute Suspensions	2+2	2+2 Minute Suspensions	6m	6-metre Shots	7m	7-metre Penalty Shots
9m	9-metre Shots	AS	Assists	BS	Blocked Shots	BT	Breakthroughs	C	Center
EG	Empty Goal	FB	Fast Breaks	FTO	Fast Throw off	G/Att.	Goals/Attacks	Ind.	Individual
L	Left	NS	Near Shots	P7	Penalty 7-metre Fouls	Prop %	Proportion of Goals	R7	Received 7-metre Fouls
R	Right	RC	Red Cards (Direct and after 3rd 2-Minute Suspension)			ST	Steals	TO/TF	Turnover/Technical Faults
TP	Time Played	Wing	Wing Shots	YC	Yellow Cards				

THU 18 JAN 2024  
Start Time: 20:30

Main Round Group I

Match Team Statistics  
Match No: 38

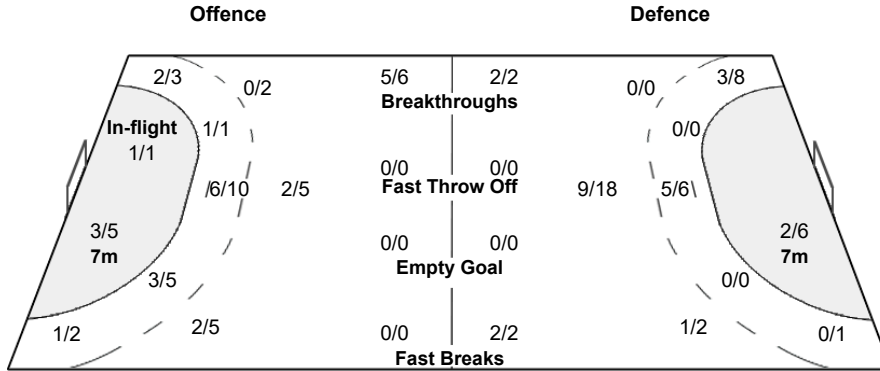
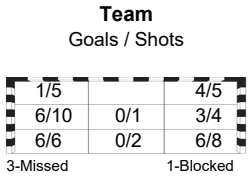
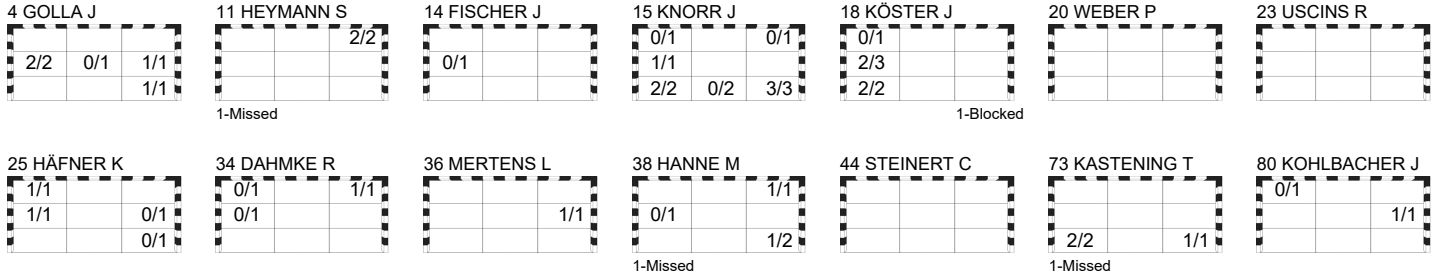
Cologne

GER 26 - 24 ISL  
(11 - 10) (15 - 14)

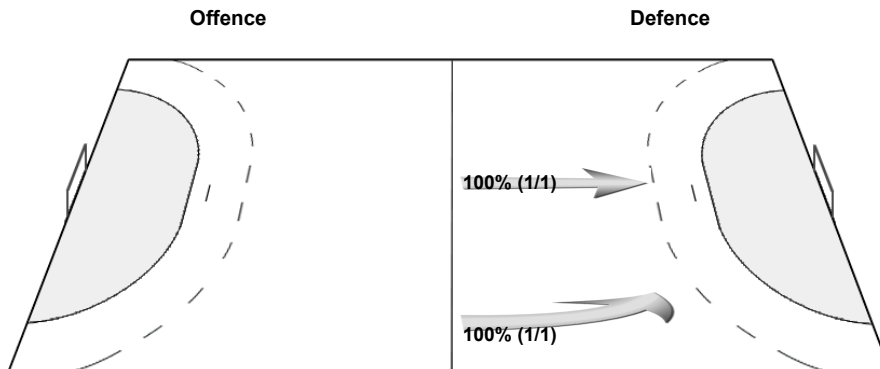
Referees: NIKOLOV Slave (MKD) / NACHEVSKI Gjorgji (MKD)

GER - Germany

OverView of Shot Distribution



Shot Distribution Fast Breaks



THU 18 JAN 2024  
Start Time: 20:30

**Main Round Group I**

**Cologne**

**Match Team Statistics**  
Match No: 38

**GER 26 - 24 ISL**  
(11 - 10) (15 - 14)

**Referees:** NIKOLOV Slave (MKD) / NACHEVSKI Gjorgji (MKD)

**ISL - Iceland**

Coach: GUDJONSSON Snorri Steinn

YC/RC Coach: 1/0 Time outs: 2

No.	Name	Total			All Goals / Shots								Punishments				Offence			Defence			TP	
		Goals	Shots	%	7m	7m%	6m	Wing	BT	FB	FTO	9m	EG	YC	RC	2M	2+2	AS	R7	TO/TF	ST	BS		P7
1	GUSTAVSSON Björgvin Pall																							0:48
2	RIKHARDSSON Odinn Thor	0	3	0				0/3																14:33
3	SMARASON Janus Dadi	6	9	67			1/2		1/1		4/6							2	2	1	2			26:53
4	PALMARSSON Aron	3	7	43			1/1				2/6							2	1					32:02
7	KRISTJANSSON Viggó	3	5	60	1/3	33					2/2								2	1		1	24:05	
8	ELISSON Bjarki Mar	1	2	50				0/1		1/1									1	1			56:39	
9	JONSSON Elvar	2	3	67					1/1		1/2							1				1	30:18	
10	KRISTJANSSON Gisli Thorgeir	0	1	0							0/1							1					8:52	
11	GISLASON Ymir	1	1	100			1/1							1	1		1				1	1	31:53	
14	MAGNUSSON Omar Ingi	2	6	33	1/3	33					1/3						3		1	1		1	37:19	
16	HALLGRIMSSON Viktor																						56:11	
17	VALENCIA Stiven Tobar																						0:00	
18	VIDARSSON Ellidi	1	1	100			1/1								1		2	1			1		49:20	
21	ARNARSSON Arnar Freyr	1	1	100			1/1														1		9:09	
22	GUDJONSSON Sigvaldi Bjorn	4	6	67				3/5		1/1								1	1	1			1	41:58
25	THRSTARSON Haukur																							0:00
Team														1										
Totals		24	45	53	2/6	33	5/6	3/9	2/2	2/2		10/20		2		2		12	6	6	3	4	1	5

No.	Name	Total			All Saves / Shots																			
		Saves	Shots	%	7m	7m%	6m	Wing	BT	FB	FTO	9m	9m%	NS	NS%									
1	GUSTAVSSON Björgvin Pall	2	3	67	2/3	67																		
16	HALLGRIMSSON Viktor	13	38	34	0/2	0	6/17	1/4	0/5			6/10	60	7/26	27									
Totals		15	41	37	2/5	40	6/17	1/4	0/5			6/10	60	7/26	27									

**Attacks**

Team	All		Player Majority		Player Minority		Position Attacks		FB		Ind. FB		Team FB		TO	TO %
	G/Att.	%	G/Att.	%	G/Att.	%	G/Att.	%	G/Att.	%	G/Att.	%	G/Att.	%		
ISL	24/51	47	3/3	100	1/3	33	22/48	46	2/3	67			2/3	67	9	18

**Team Shots**

	Goals	Saves	Missed	Post	Blocked	Total	%	Prop %
<b>6m Shots</b>	5			1		6	83	13
<b>Wing Shots</b>	3	5		1		9	33	20
L R	3	1 4		1		1 8	0 38	2 18
<b>9m Shots</b>	10	4	1	1	4	20	50	44
L C R	1 9	4	1	1	1 3	2 18	50 50	4 40 0
<b>7m Penalty Throws</b>	2	3		1		6	33	13
<b>Fast Breaks</b>	2					2	100	4
<b>Breakthroughs</b>	2					2	100	4
<b>Totals</b>	24	12	1	4	4	45	53	100

<b>Legend:</b>	% Efficiency	<b>2M</b> 2-Minute Suspensions	<b>2+2</b> 2+2 Minute Suspensions	<b>6m</b> 6-metre Shots	<b>7m</b> 7-metre Penalty Shots
<b>9m</b> 9-metre Shots	<b>AS</b> Assists	<b>BS</b> Blocked Shots	<b>BT</b> Breakthroughs	<b>C</b> Center	<b>Ind.</b> Individual
<b>EG</b> Empty Goal	<b>FB</b> Fast Breaks	<b>FTO</b> Fast Throw off	<b>G/Att.</b> Goals/Attacks	<b>R7</b> Received 7-metre Fouls	<b>TO/TF</b> Turnover/Technical Faults
<b>L</b> Left	<b>NS</b> Near Shots	<b>P7</b> Penalty 7-metre Fouls	<b>Prop %</b> Proportion of Goals	<b>ST</b> Steals	
<b>R</b> Right	<b>RC</b> Red Cards (Direct and after 3rd 2-Minute Suspension)	<b>YC</b> Yellow Cards			
<b>TP</b> Time Played	<b>Wing</b> Wing Shots				

THU 18 JAN 2024  
Start Time: 20:30

**Main Round Group I**

**Match Team Statistics**  
Match No: 38

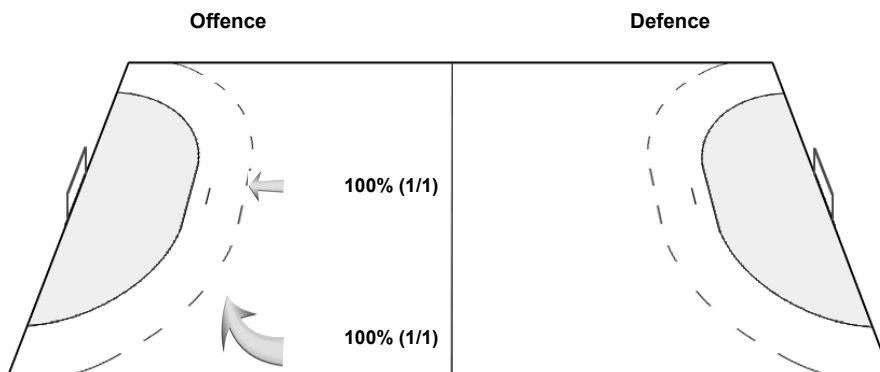

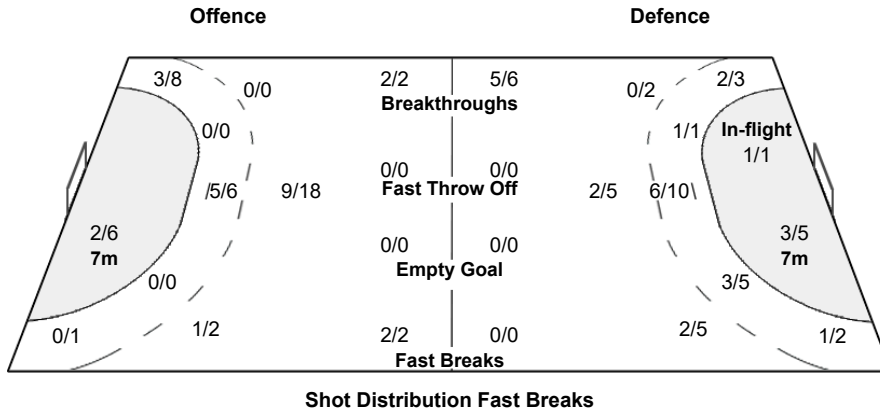
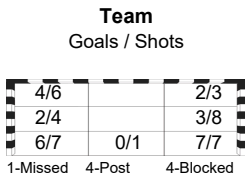
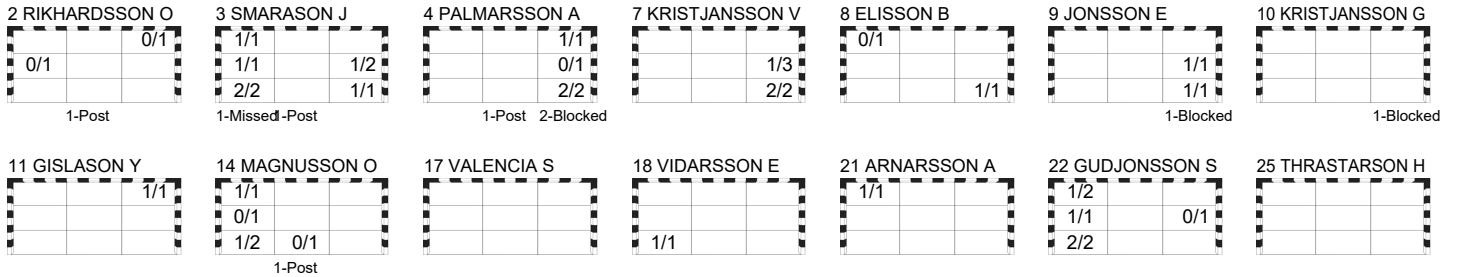
**Cologne**

**GER 26 - 24 ISL**  
(11 - 10) (15 - 14)

**Referees:** NIKOLOV Slave (MKD) / NACHEVSKI Gjorgji (MKD)

**ISL - Iceland**

**OverView of Shot Distribution**



THU 18 JAN 2024  
Start Time: 20:30

### Main Round Group I

Cologne

### Play by Play

Match No: 38

### GER 26 - 24 ISL

(11 - 10) (15 - 14)

Referees: NIKOLOV Slave (MKD) / NACHEVSKI Gjorgji (MKD)

<b>GER</b>	1 SPÄTH David	4 GOLLA Johannes	11 HEYMANN Sebastian	<b>A</b> GISLASON Alfred
	14 FISCHER Justus	15 KNORR Juri	18 KÖSTER Julian	<b>B</b> WUDTKE Erik
	20 WEBER Philipp	23 USCINS Renars	25 HÄFNER Kai	<b>C</b> ANDERSSON Mattias
	33 WOLFF Andreas	34 DAHMKE Rune	36 MERTENS Lukas	<b>F</b> GÖTZENBERGER Bernd
	38 HANNE Martin	44 STEINERT Christoph	73 KASTENING Timo	
	80 KOHLBACHER Jannik			

<b>ISL</b>	1 GUSTAVSSON Björgvin Pall	2 RIKHARDSSON Odinn Thor	3 SMARASON Janus Dadi	<b>A</b> GUDJONSSON Snorri Steinn
	4 PALMARSSON Aron	7 KRISTJANSSON Viggó	8 ELISSON Bjarki Mar	<b>B</b> ATLASON Arnór
	9 JONSSON Elvar	10 KRISTJANSSON Gisli Thorgeir	11 GISLASON Ymir	<b>C</b> OSKARSSON Oskar Bjarni
	14 MAGNUSSON Omar Ingi	16 HALLGRIMSSON Viktor	17 VALENCIA Stiven Tobar	<b>G</b> SIGURDSSON Björn Pétur
	18 VIDARSSON Ellidi	21 ARNARSSON Arnar Freyr	22 GUDJONSSON Sigvaldi Bjorn	
	25 THRASTARSON Haukur			

### 1st HALF

Match Time	GER - Germany	Score	Lead	ISL - Iceland
0:00	33 WOLFF A Goalkeeper			16 HALLGRIMSSON V Goalkeeper
0:57	4 GOLLA J Technical Fault			
1:40		0 - 1	-1	4 PALMARSSON A Goal centre 6m top right (18 VIDARSSON E), 107.51 km/h
2:15	18 KÖSTER J Shot left 6m saved middle left			
2:25		0 - 2	-2	22 GUDJONSSON S Goal right wing bottom left (14 MAGNUSSON O), 112.90 km/h
2:34	34 DAHMKE R Goal left wing top right (18 KÖSTER J), 95.23 km/h	1 - 2	-1	
3:20				22 GUDJONSSON S Shot right wing saved middle right
3:55				11 GISLASON Y Warning (yellow card)
4:15	44 STEINERT C Turnover			
4:54	15 KNORR J Warning (yellow card)			
5:09		1 - 3	-2	4 PALMARSSON A Goal centre 9m bottom right, 113.89 km/h
5:23	15 KNORR J Goal centre 6m bottom left, 104.87 km/h	2 - 3	-1	
5:34	18 KÖSTER J 7m caused			3 SMARASON J 7m received
5:54				7 KRISTJANSSON V Penalty shot saved middle right
6:34		2 - 4	-2	4 PALMARSSON A Goal centre 9m bottom right, 122.01 km/h
7:33				18 VIDARSSON E 2-minutes suspension
7:34				
7:45	73 KASTENING T Shot right wing missed			
7:57				3 SMARASON J for 16 HALLGRIMSSON V Empty goal
8:41				16 HALLGRIMSSON V for 22 GUDJONSSON S Goalkeeper back
8:41				8 ELISSON B Turnover
8:55	18 KÖSTER J Goal breakthrough middle left, 106.95 km/h	3 - 4	-1	
9:09				3 SMARASON J for 16 HALLGRIMSSON V Empty goal
9:34				
9:43				16 HALLGRIMSSON V for 18 VIDARSSON E Goalkeeper back
10:11	18 KÖSTER J 7m caused			4 PALMARSSON A 7m received
10:11		3 - 5	-2	14 MAGNUSSON O Goal Penalty shot top left (4 PALMARSSON A), 105.55 km/h
10:51	4 GOLLA J Goal centre 6m middle left (18 KÖSTER J), 118.09 km/h	4 - 5	-1	
11:42				3 SMARASON J Shot centre 9m saved middle right
12:12	18 KÖSTER J Goal breakthrough bottom left, 80.26 km/h	5 - 5	0	
12:23				14 MAGNUSSON O Shot centre 9m saved bottom left
13:09	38 HANNE M Goal left 9m bottom right, 113.38 km/h	6 - 5	+1	
13:52	38 HANNE M 7m caused			18 VIDARSSON E 7m received
14:08				14 MAGNUSSON O Penalty shot post
14:59	38 HANNE M Goal left 6m top right (15 KNORR J)	7 - 5	+2	
15:39				14 MAGNUSSON O Shot centre 9m saved bottom centre
15:50	18 KÖSTER J Turnover			3 SMARASON J Steal
15:51	18 KÖSTER J Steal			3 SMARASON J Turnover Fastbreak
15:51	18 KÖSTER J Shot centre 6m saved top left			
16:40	38 HANNE M Shot centre 9m saved bottom right			
16:49		7 - 6	+1	8 ELISSON B Goal fast break bottom right (18 VIDARSSON E), 67.22 km/h
17:33	15 KNORR J Shot centre 9m saved top right			
18:17				8 ELISSON B Shot left wing saved top left
18:29	38 HANNE M Shot breakthrough missed			
18:54	73 KASTENING T Steal			14 MAGNUSSON O Turnover
19:48	38 HANNE M Shot left 9m saved middle left			
19:59				Team timeout
20:37				22 GUDJONSSON S Shot right wing saved top left
20:45	18 KÖSTER J Technical Fault			
21:20		7 - 7	0	21 ARNARSSON A Goal centre 6m top left (10 KRISTJANSSON G), 104.11 km/h
21:48	11 HEYMANN S Goal centre 9m top right, 115.24 km/h	8 - 7	+1	
22:37				8 ELISSON B Technical Fault

### Play by Play

Match No: 38

**GER 26 - 24 ISL**

(11 - 10) (15 - 14)

#### 1st HALF

Match Time	GER - Germany	Score	Lead	ISL - Iceland
23:40	11 HEYMANN S Goal left 9m top right, 126.23 km/h	9 - 7	+2	
24:19	11 HEYMANN S Block			10 KRISTJANSSON G Shot centre 9m blocked
24:36		9 - 8	+1	7 KRISTJANSSON V Goal centre 9m bottom right, 117.62 km/h
24:48	14 FISCHER J Shot centre 6m saved middle left			
25:34		9 - 9	0	7 KRISTJANSSON V Goal centre 9m bottom right, 117.91 km/h
26:09	Team timeout			
26:22	11 HEYMANN S 7m received			11 GISLASON Y 7m caused
26:37	15 KNORR J Goal Penalty shot bottom right (11 HEYMANN S), 120.18 km/h	10 - 9	+1	
27:14		10 - 10	0	9 JONSSON E Goal breakthrough bottom right, 117.06 km/h
27:50	4 GOLLA J Goal centre 6m middle left (11 HEYMANN S), 105.00 km/h	11 - 10	+1	
29:01				2 RIKHARDSSON O Shot right wing saved middle left
29:41	11 HEYMANN S Turnover			21 ARNARSSON A Steal
29:54				7 KRISTJANSSON V Technical Fault

#### 2nd HALF

Match Time	GER - Germany	Score	Lead	ISL - Iceland
30:00	33 WOLFF A Goalkeeper			16 HALLGRIMSSON V Goalkeeper
30:40		11 - 11	0	3 SMARASON J Goal centre 9m bottom right, 104.75 km/h
30:54	34 DAHMKE R Shot left wing saved middle left			
31:34				4 PALMARSSON A Shot centre 9m saved middle right
31:59	15 KNORR J Goal breakthrough middle left, 111.94 km/h	12 - 11	+1	
32:13				2 RIKHARDSSON O Shot right wing post
32:41	4 GOLLA J Goal centre 6m bottom right (25 HÄFNER K)	13 - 11	+2	
32:54		13 - 12	+1	18 VIDARSSON E Goal centre 6m bottom left (4 PALMARSSON A), 30.04 km/h
33:04	18 KÖSTER J 7m received			7 KRISTJANSSON V 7m caused
33:20	15 KNORR J Goal Penalty shot bottom right (18 KÖSTER J), 122.71 km/h	14 - 12	+2	
34:01				4 PALMARSSON A Shot centre 9m post
34:28	25 HÄFNER K Shot right 9m saved bottom right			
35:09				7 KRISTJANSSON V Turnover
35:39	25 HÄFNER K Technical Fault			
36:36				2 RIKHARDSSON O Shot right wing saved top right
37:12	15 KNORR J Shot right 9m saved bottom centre			
37:59	18 KÖSTER J Block			4 PALMARSSON A Shot left 9m blocked
38:08		14 - 13	+1	3 SMARASON J Goal centre 9m middle left, 112.81 km/h
38:42	73 KASTENING T Goal right wing bottom left (25 HÄFNER K), 75.30 km/h	15 - 13	+2	
38:55	4 GOLLA J Block			4 PALMARSSON A Shot centre 9m blocked
39:58	18 KÖSTER J Shot left 9m blocked			11 GISLASON Y Block
40:00		15 - 14	+1	22 GUDJONSSON S Goal fast break bottom left (11 GISLASON Y)
40:50	73 KASTENING T Goal right wing bottom left (25 HÄFNER K), 44.27 km/h	16 - 14	+2	
41:01		16 - 15	+1	3 SMARASON J Goal breakthrough middle right, 114.95 km/h
41:20	80 KOHLBACHER J Turnover			18 VIDARSSON E Steal
41:53	18 KÖSTER J Steal			7 KRISTJANSSON V Turnover
42:06	34 DAHMKE R Shot left 6m saved top left			
42:41	25 HÄFNER K Shot centre 9m saved middle right			
43:10	80 KOHLBACHER J 7m received			9 JONSSON E 7m caused
43:15				1 GUSTAVSSON B for 16 HALLGRIMSSON V Goalkeeper Substitution
43:15	15 KNORR J Penalty shot saved top left			
43:32				16 HALLGRIMSSON V for 1 GUSTAVSSON B Goalkeeper Substitution
43:49		16 - 16	0	3 SMARASON J Goal centre 9m bottom left, 117.92 km/h
44:21	25 HÄFNER K Goal breakthrough middle left, 110.20 km/h	17 - 16	+1	
45:15		17 - 17	0	9 JONSSON E Goal left 9m middle right, 125.96 km/h
45:31	11 HEYMANN S Shot left 9m missed			
46:08	11 HEYMANN S Block			9 JONSSON E Shot centre 9m blocked
46:17	15 KNORR J Turnover			3 SMARASON J Steal
47:20				3 SMARASON J Shot centre 9m missed
47:28	80 KOHLBACHER J Goal centre 6m middle right (11 HEYMANN S), 83.28 km/h	18 - 17	+1	
47:36	11 HEYMANN S 7m caused			22 GUDJONSSON S 7m received
47:36	11 HEYMANN S 2-minutes suspension			
47:36		18 - 18	0	7 KRISTJANSSON V Goal Penalty shot middle right (22 GUDJONSSON S), 85.83 km/h
47:37				
47:50	18 KÖSTER J for 33 WOLFF A Empty goal			
48:08				A GUDJONSSON S Warning (yellow card) bench punishment
48:48	18 KÖSTER J Technical Fault			
48:53	33 WOLFF A for 25 HÄFNER K Goalkeeper back			
49:16		18 - 19	-1	3 SMARASON J Goal centre 6m top left (14 MAGNUSSON O), 101.91 km/h
49:28	73 KASTENING T for 33 WOLFF A Empty goal			



### Play by Play

Match No: 38

Cologne

### GER 26 - 24 ISL

(11 - 10) (15 - 14)

#### 2nd HALF

Match Time	GER - Germany	Score	Lead	ISL - Iceland
49:37				
49:40	33 WOLFF A for 11 HEYMANN S Goalkeeper back			
49:45	15 KNORR J Goal left 6m bottom right, 66.84 km/h	19 - 19	0	
50:17		19 - 20	-1	22 GUDJONSSON S Goal right wing top left (14 MAGNUSSON O), 115.83 km/h
50:31	25 HÄFNER K Goal right 6m top left (15 KNORR J)	20 - 20	0	
50:31				11 GISLASON Y 2-minutes suspension
50:32				
50:34				3 SMARASON J for 16 HALLGRIMSSON V Empty goal
51:03		20 - 21	-1	3 SMARASON J Goal centre 9m bottom left, 83.65 km/h
51:07				16 HALLGRIMSSON V for 9 JONSSON E Goalkeeper back
51:17	18 KÖSTER J Goal flying throw middle left (73 KASTENING T), 99.53 km/h	21 - 21	0	
51:28				9 JONSSON E for 16 HALLGRIMSSON V Empty goal
51:58				16 HALLGRIMSSON V for 9 JONSSON E Goalkeeper back
51:58	36 MERTENS L Steal			22 GUDJONSSON S Turnover
52:25	80 KOHLBACHER J Shot centre 6m saved top left			
52:32				
52:35	36 MERTENS L Goal left 6m middle right, 104.52 km/h	22 - 21	+1	
53:14				3 SMARASON J Shot centre 6m post
53:44	18 KÖSTER J 7m received			14 MAGNUSSON O 7m caused
53:49				1 GUSTAVSSON B for 16 HALLGRIMSSON V Goalkeeper Substitution
53:49	15 KNORR J Penalty shot saved bottom centre			
54:08				16 HALLGRIMSSON V for 1 GUSTAVSSON B Goalkeeper Substitution
54:15				Team timeout
54:15				11 GISLASON Y for 16 HALLGRIMSSON V Empty goal
54:31				16 HALLGRIMSSON V for 8 ELISSON B Goalkeeper back
54:48				14 MAGNUSSON O Technical Fault
54:55	Team timeout			
55:17	15 KNORR J 7m received			22 GUDJONSSON S 7m caused
55:18				1 GUSTAVSSON B for 16 HALLGRIMSSON V Goalkeeper Substitution
55:18	73 KASTENING T Goal Penalty shot bottom right (15 KNORR J), 77.64 km/h	23 - 21	+2	
55:30				11 GISLASON Y for 1 GUSTAVSSON B Empty goal
55:50		23 - 22	+1	11 GISLASON Y Goal centre 6m top right (3 SMARASON J), 83.99 km/h
55:54				16 HALLGRIMSSON V for 8 ELISSON B Goalkeeper back
56:18	15 KNORR J Goal centre 9m bottom left, 123.74 km/h	24 - 22	+2	
56:32	18 KÖSTER J 7m caused			3 SMARASON J 7m received
56:34				7 KRISTJANSSON V Penalty shot saved middle right
57:23	4 GOLLA J Shot centre 6m saved middle centre			
57:31		24 - 23	+1	14 MAGNUSSON O Goal centre 9m bottom left, 99.99 km/h
57:52	15 KNORR J Technical Fault			
58:01	18 KÖSTER J 7m caused			9 JONSSON E 7m received
58:04				14 MAGNUSSON O Penalty shot saved middle left
58:32	Team timeout			
58:49	4 GOLLA J Goal centre 6m middle right (18 KÖSTER J), 90.03 km/h	25 - 23	+2	
59:02	4 GOLLA J 2-minutes suspension			
59:03				
59:13		25 - 24	+1	22 GUDJONSSON S Goal right wing middle left (3 SMARASON J), 95.43 km/h
59:56	18 KÖSTER J Goal breakthrough bottom left, 126.33 km/h	26 - 24	+2	
60:00				

THU 18 JAN 2024  
Start Time: 20:30

**Main Round Group I**

**Empty Goal Analysis**

Cologne

Match No: 38

**GER 26 - 24 ISL**

(11 - 10) (15 - 14)

Referees: NIKOLOV Slave (MKD) / NACHEVSKI Gjorgji (MKD)

**ATTACKS DURING OWN EMPTY GOAL SITUATION**

Players on Court	Attacks		Goals		Saves		Missed		Blocked		Post		Turnovers		Scoring Efficiency		Goals Against	
	GER	ISL	GER	ISL	GER	ISL	GER	ISL	GER	ISL	GER	ISL	GER	ISL	GER	ISL	GER	ISL
7 Against 6	1	1	1	1											100	100		
6 Against 6	1	3		1									1	2	0	33		
Others																		
<b>Total:</b>	<b>2</b>	<b>4</b>	<b>1</b>	<b>2</b>									<b>1</b>	<b>2</b>	<b>50</b>	<b>50</b>		

**GOALS/ATTACKS DURING OWN EMPTY GOAL SITUATION - ANALYSIS OF OCCURRENCE (in 5 min intervals)**

Players on Court	1st Half												
	0-5		5-10		10-15		15-20		20-25		25-30		
	GER	ISL	GER	ISL	GER	ISL	GER	ISL	GER	ISL	GER	ISL	
7 Against 6													
6 Against 6				0/1									
Others													
<b>Total:</b>				0/1									

Players on Court	2nd Half											
	30-35		35-40		40-45		45-50		50-55		55-60	
	GER	ISL	GER	ISL	GER	ISL	GER	ISL	GER	ISL	GER	ISL
7 Against 6							1/1					1/1
6 Against 6							0/1			1/2		
Others												
<b>Total:</b>							1/2			1/2		1/1

**GOALS/ATTACKS DURING OWN EMPTY GOAL SITUATION - ANALYSIS BY DURATION**

Team	<15 sec.	15-30 sec.	30-45 sec.	45-60 sec.	>60 sec.
GER		1/1		0/1	
ISL		2/2	0/2		

**SUBSTITUTION SUMMARY**

Players	GER	ISL
Goalkeeper <-> Goalkeeper	0	5
Court Player <-> Goalkeeper	4	12
Court Player <-> Court Player	83	114
<b>Total:</b>	<b>87</b>	<b>131</b>

## Line-Up Analysis

Match No: 38

Attendance: 19.750

### GER 26 - 24 ISL

#### GER - Germany

Lineup efficiency							Time Played	GF	GA
4 GOLLA J	15 KNORR J	18 KÖSTER J	33 WOLFF A	34 DAHMKE R	44 STEINERT C	73 KASTENING T	17:05	5	8
4 GOLLA J	15 KNORR J	18 KÖSTER J	25 HÄFNER K	33 WOLFF A	34 DAHMKE R	73 KASTENING T	6:16	4	1
4 GOLLA J	15 KNORR J	18 KÖSTER J	33 WOLFF A	36 MERTENS L	44 STEINERT C	73 KASTENING T	5:04	2	3
4 GOLLA J	15 KNORR J	18 KÖSTER J	25 HÄFNER K	33 WOLFF A	36 MERTENS L	73 KASTENING T	4:24	6	0
4 GOLLA J	11 HEYMANN S	15 KNORR J	33 WOLFF A	36 MERTENS L	73 KASTENING T	80 KOHLBACHER J	3:41	0	3
4 GOLLA J	15 KNORR J	23 USCINS R	33 WOLFF A	34 DAHMKE R	38 HANNE M	73 KASTENING T	2:21	0	1
4 GOLLA J	11 HEYMANN S	18 KÖSTER J	23 USCINS R	33 WOLFF A	34 DAHMKE R	73 KASTENING T	2:13	0	1
4 GOLLA J	11 HEYMANN S	18 KÖSTER J	25 HÄFNER K	33 WOLFF A	34 DAHMKE R	44 STEINERT C	2:03	0	1
4 GOLLA J	18 KÖSTER J	33 WOLFF A	34 DAHMKE R	38 HANNE M	44 STEINERT C	73 KASTENING T	1:55	0	0
11 HEYMANN S	14 FISCHER J	18 KÖSTER J	25 HÄFNER K	33 WOLFF A	34 DAHMKE R	44 STEINERT C	1:53	0	2
4 GOLLA J	11 HEYMANN S	15 KNORR J	25 HÄFNER K	33 WOLFF A	34 DAHMKE R	44 STEINERT C	1:38	1	0
4 GOLLA J	18 KÖSTER J	23 USCINS R	33 WOLFF A	34 DAHMKE R	38 HANNE M	73 KASTENING T	1:37	0	0
15 KNORR J	18 KÖSTER J	25 HÄFNER K	33 WOLFF A	36 MERTENS L	73 KASTENING T	80 KOHLBACHER J	1:21	0	0
4 GOLLA J	11 HEYMANN S	15 KNORR J	18 KÖSTER J	25 HÄFNER K	36 MERTENS L	73 KASTENING T	1:15	0	0
4 GOLLA J	15 KNORR J	33 WOLFF A	34 DAHMKE R	38 HANNE M	44 STEINERT C	73 KASTENING T	1:12	2	0
15 KNORR J	18 KÖSTER J	25 HÄFNER K	33 WOLFF A	34 DAHMKE R	73 KASTENING T	80 KOHLBACHER J	1:02	0	0
11 HEYMANN S	15 KNORR J	25 HÄFNER K	33 WOLFF A	36 MERTENS L	73 KASTENING T	80 KOHLBACHER J	0:48	2	0
11 HEYMANN S	14 FISCHER J	15 KNORR J	23 USCINS R	33 WOLFF A	34 DAHMKE R	44 STEINERT C	0:47	0	0
11 HEYMANN S	14 FISCHER J	15 KNORR J	25 HÄFNER K	33 WOLFF A	34 DAHMKE R	44 STEINERT C	0:41	1	0
4 GOLLA J	11 HEYMANN S	15 KNORR J	18 KÖSTER J	33 WOLFF A	36 MERTENS L	80 KOHLBACHER J	0:30	0	1
4 GOLLA J	11 HEYMANN S	15 KNORR J	23 USCINS R	33 WOLFF A	34 DAHMKE R	73 KASTENING T	0:27	1	0
15 KNORR J	18 KÖSTER J	33 WOLFF A	34 DAHMKE R	44 STEINERT C	73 KASTENING T	80 KOHLBACHER J	0:23	1	0
4 GOLLA J	11 HEYMANN S	18 KÖSTER J	33 WOLFF A	36 MERTENS L	44 STEINERT C	73 KASTENING T	0:19	0	1
4 GOLLA J	15 KNORR J	18 KÖSTER J	33 WOLFF A	34 DAHMKE R	73 KASTENING T	80 KOHLBACHER J	0:17	0	1
4 GOLLA J	11 HEYMANN S	15 KNORR J	18 KÖSTER J	25 HÄFNER K	33 WOLFF A	44 STEINERT C	0:10	1	0
4 GOLLA J	15 KNORR J	18 KÖSTER J	25 HÄFNER K	33 WOLFF A	36 MERTENS L	44 STEINERT C	0:09	0	1
11 HEYMANN S	14 FISCHER J	15 KNORR J	23 USCINS R	33 WOLFF A	34 DAHMKE R	73 KASTENING T	0:08	0	0
4 GOLLA J	11 HEYMANN S	15 KNORR J	25 HÄFNER K	33 WOLFF A	36 MERTENS L	73 KASTENING T	0:06	0	0
4 GOLLA J	11 HEYMANN S	15 KNORR J	18 KÖSTER J	33 WOLFF A	36 MERTENS L	73 KASTENING T	0:06	0	0
4 GOLLA J	11 HEYMANN S	15 KNORR J	18 KÖSTER J	25 HÄFNER K	33 WOLFF A	36 MERTENS L	0:05	0	0
4 GOLLA J	15 KNORR J	18 KÖSTER J	33 WOLFF A	38 HANNE M	44 STEINERT C	73 KASTENING T	0:04	0	0

Score development							Time Played	G Diff.
4 GOLLA J	15 KNORR J	18 KÖSTER J	25 HÄFNER K	33 WOLFF A	36 MERTENS L	73 KASTENING T	4:24	+6
4 GOLLA J	15 KNORR J	18 KÖSTER J	25 HÄFNER K	33 WOLFF A	34 DAHMKE R	73 KASTENING T	6:16	+3
11 HEYMANN S	15 KNORR J	25 HÄFNER K	33 WOLFF A	36 MERTENS L	73 KASTENING T	80 KOHLBACHER J	0:48	+2
4 GOLLA J	15 KNORR J	33 WOLFF A	34 DAHMKE R	38 HANNE M	44 STEINERT C	73 KASTENING T	1:12	+2
4 GOLLA J	11 HEYMANN S	15 KNORR J	18 KÖSTER J	25 HÄFNER K	33 WOLFF A	44 STEINERT C	0:10	+1
15 KNORR J	18 KÖSTER J	33 WOLFF A	34 DAHMKE R	44 STEINERT C	73 KASTENING T	80 KOHLBACHER J	0:23	+1
4 GOLLA J	11 HEYMANN S	15 KNORR J	23 USCINS R	33 WOLFF A	34 DAHMKE R	73 KASTENING T	0:27	+1
11 HEYMANN S	14 FISCHER J	15 KNORR J	25 HÄFNER K	33 WOLFF A	34 DAHMKE R	44 STEINERT C	0:41	+1
4 GOLLA J	11 HEYMANN S	15 KNORR J	25 HÄFNER K	33 WOLFF A	34 DAHMKE R	44 STEINERT C	1:38	+1
4 GOLLA J	15 KNORR J	18 KÖSTER J	33 WOLFF A	38 HANNE M	44 STEINERT C	73 KASTENING T	0:04	0
4 GOLLA J	11 HEYMANN S	15 KNORR J	18 KÖSTER J	25 HÄFNER K	33 WOLFF A	36 MERTENS L	0:05	0
4 GOLLA J	11 HEYMANN S	15 KNORR J	25 HÄFNER K	33 WOLFF A	36 MERTENS L	73 KASTENING T	0:06	0
4 GOLLA J	11 HEYMANN S	15 KNORR J	18 KÖSTER J	33 WOLFF A	36 MERTENS L	73 KASTENING T	0:06	0
11 HEYMANN S	14 FISCHER J	15 KNORR J	23 USCINS R	33 WOLFF A	34 DAHMKE R	44 STEINERT C	0:47	0
15 KNORR J	18 KÖSTER J	25 HÄFNER K	33 WOLFF A	34 DAHMKE R	73 KASTENING T	80 KOHLBACHER J	1:02	0
4 GOLLA J	11 HEYMANN S	15 KNORR J	18 KÖSTER J	25 HÄFNER K	36 MERTENS L	73 KASTENING T	1:15	0
15 KNORR J	18 KÖSTER J	25 HÄFNER K	33 WOLFF A	36 MERTENS L	73 KASTENING T	80 KOHLBACHER J	1:21	0
4 GOLLA J	18 KÖSTER J	23 USCINS R	33 WOLFF A	34 DAHMKE R	38 HANNE M	73 KASTENING T	1:37	0
4 GOLLA J	18 KÖSTER J	33 WOLFF A	34 DAHMKE R	38 HANNE M	44 STEINERT C	73 KASTENING T	1:55	0
4 GOLLA J	15 KNORR J	18 KÖSTER J	25 HÄFNER K	33 WOLFF A	36 MERTENS L	44 STEINERT C	0:09	-1
4 GOLLA J	15 KNORR J	18 KÖSTER J	33 WOLFF A	34 DAHMKE R	73 KASTENING T	80 KOHLBACHER J	0:17	-1
4 GOLLA J	11 HEYMANN S	18 KÖSTER J	33 WOLFF A	36 MERTENS L	44 STEINERT C	73 KASTENING T	0:19	-1
4 GOLLA J	11 HEYMANN S	15 KNORR J	18 KÖSTER J	33 WOLFF A	36 MERTENS L	80 KOHLBACHER J	0:30	-1
4 GOLLA J	11 HEYMANN S	18 KÖSTER J	25 HÄFNER K	33 WOLFF A	34 DAHMKE R	44 STEINERT C	2:03	-1
4 GOLLA J	11 HEYMANN S	18 KÖSTER J	23 USCINS R	33 WOLFF A	34 DAHMKE R	73 KASTENING T	2:13	-1
4 GOLLA J	15 KNORR J	23 USCINS R	33 WOLFF A	34 DAHMKE R	38 HANNE M	73 KASTENING T	2:21	-1
4 GOLLA J	15 KNORR J	18 KÖSTER J	33 WOLFF A	36 MERTENS L	44 STEINERT C	73 KASTENING T	5:04	-1
11 HEYMANN S	14 FISCHER J	18 KÖSTER J	25 HÄFNER K	33 WOLFF A	34 DAHMKE R	44 STEINERT C	1:53	-2
4 GOLLA J	11 HEYMANN S	15 KNORR J	33 WOLFF A	36 MERTENS L	73 KASTENING T	80 KOHLBACHER J	3:41	-3
4 GOLLA J	15 KNORR J	18 KÖSTER J	33 WOLFF A	34 DAHMKE R	44 STEINERT C	73 KASTENING T	17:05	-3

Empty Net							Time Played	GF	GA
4 GOLLA J	11 HEYMANN S	15 KNORR J	18 KÖSTER J	25 HÄFNER K	36 MERTENS L	73 KASTENING T	1:15	0	0

## Line-Up Analysis

Match No: 38

Cologne

Attendance: 19.750

### GER 26 - 24 ISL

#### ISL - Iceland

Lineup efficiency							Time Played	GF	GA
4 PALMARSSON A	8 ELISSON B	11 GISLASON Y	14 MAGNUSSON O	16 HALLGRIMSSON V	18 VIDARSSON E	22 GUDJONSSON S	7:08	1	6
3 SMARASON J	4 PALMARSSON A	8 ELISSON B	14 MAGNUSSON O	16 HALLGRIMSSON V	18 VIDARSSON E	22 GUDJONSSON S	6:04	6	0
3 SMARASON J	8 ELISSON B	9 JONSSON E	14 MAGNUSSON O	16 HALLGRIMSSON V	18 VIDARSSON E	22 GUDJONSSON S	5:07	3	0
8 ELISSON B	9 JONSSON E	11 GISLASON Y	14 MAGNUSSON O	16 HALLGRIMSSON V	18 VIDARSSON E	22 GUDJONSSON S	4:43	1	6
2 RIKHARDSSON O	7 KRISTJANSSON V	8 ELISSON B	9 JONSSON E	10 KRISTJANSSON G	16 HALLGRIMSSON V	21 ARNARSSON A	4:06	3	0
2 RIKHARDSSON O	3 SMARASON J	4 PALMARSSON A	7 KRISTJANSSON V	8 ELISSON B	16 HALLGRIMSSON V	18 VIDARSSON E	4:00	2	0
2 RIKHARDSSON O	4 PALMARSSON A	7 KRISTJANSSON V	8 ELISSON B	11 GISLASON Y	16 HALLGRIMSSON V	18 VIDARSSON E	3:23	0	3
2 RIKHARDSSON O	7 KRISTJANSSON V	8 ELISSON B	9 JONSSON E	11 GISLASON Y	16 HALLGRIMSSON V	21 ARNARSSON A	3:04	0	3
4 PALMARSSON A	8 ELISSON B	9 JONSSON E	14 MAGNUSSON O	16 HALLGRIMSSON V	18 VIDARSSON E	22 GUDJONSSON S	3:01	1	2
3 SMARASON J	4 PALMARSSON A	8 ELISSON B	11 GISLASON Y	14 MAGNUSSON O	18 VIDARSSON E	22 GUDJONSSON S	1:58	1	0
3 SMARASON J	4 PALMARSSON A	7 KRISTJANSSON V	8 ELISSON B	14 MAGNUSSON O	18 VIDARSSON E	22 GUDJONSSON S	1:55	1	0
8 ELISSON B	9 JONSSON E	10 KRISTJANSSON G	14 MAGNUSSON O	16 HALLGRIMSSON V	18 VIDARSSON E	22 GUDJONSSON S	1:15	0	0
3 SMARASON J	4 PALMARSSON A	7 KRISTJANSSON V	11 GISLASON Y	16 HALLGRIMSSON V	18 VIDARSSON E	22 GUDJONSSON S	1:06	1	0
3 SMARASON J	7 KRISTJANSSON V	9 JONSSON E	11 GISLASON Y	16 HALLGRIMSSON V	18 VIDARSSON E	22 GUDJONSSON S	1:03	0	0
3 SMARASON J	8 ELISSON B	9 JONSSON E	11 GISLASON Y	14 MAGNUSSON O	18 VIDARSSON E	22 GUDJONSSON S	1:03	1	0
7 KRISTJANSSON V	8 ELISSON B	9 JONSSON E	11 GISLASON Y	16 HALLGRIMSSON V	18 VIDARSSON E	22 GUDJONSSON S	1:02	0	1
8 ELISSON B	9 JONSSON E	10 KRISTJANSSON G	11 GISLASON Y	14 MAGNUSSON O	16 HALLGRIMSSON V	18 VIDARSSON E	1:01	0	0
7 KRISTJANSSON V	8 ELISSON B	9 JONSSON E	10 KRISTJANSSON G	16 HALLGRIMSSON V	21 ARNARSSON A	22 GUDJONSSON S	0:52	1	0
7 KRISTJANSSON V	8 ELISSON B	9 JONSSON E	10 KRISTJANSSON G	14 MAGNUSSON O	16 HALLGRIMSSON V	22 GUDJONSSON S	0:51	0	0
3 SMARASON J	8 ELISSON B	11 GISLASON Y	14 MAGNUSSON O	16 HALLGRIMSSON V	18 VIDARSSON E	22 GUDJONSSON S	0:51	0	1
3 SMARASON J	8 ELISSON B	9 JONSSON E	11 GISLASON Y	14 MAGNUSSON O	16 HALLGRIMSSON V	18 VIDARSSON E	0:46	0	0
7 KRISTJANSSON V	8 ELISSON B	9 JONSSON E	10 KRISTJANSSON G	11 GISLASON Y	16 HALLGRIMSSON V	21 ARNARSSON A	0:42	0	0
3 SMARASON J	4 PALMARSSON A	8 ELISSON B	11 GISLASON Y	14 MAGNUSSON O	16 HALLGRIMSSON V	18 VIDARSSON E	0:40	0	1
4 PALMARSSON A	7 KRISTJANSSON V	8 ELISSON B	11 GISLASON Y	16 HALLGRIMSSON V	18 VIDARSSON E	22 GUDJONSSON S	0:40	0	1
3 SMARASON J	4 PALMARSSON A	8 ELISSON B	11 GISLASON Y	14 MAGNUSSON O	16 HALLGRIMSSON V	22 GUDJONSSON S	0:40	0	0
3 SMARASON J	4 PALMARSSON A	11 GISLASON Y	14 MAGNUSSON O	16 HALLGRIMSSON V	18 VIDARSSON E	22 GUDJONSSON S	0:26	0	0
7 KRISTJANSSON V	8 ELISSON B	9 JONSSON E	11 GISLASON Y	16 HALLGRIMSSON V	21 ARNARSSON A	22 GUDJONSSON S	0:25	0	1
3 SMARASON J	7 KRISTJANSSON V	8 ELISSON B	9 JONSSON E	16 HALLGRIMSSON V	18 VIDARSSON E	22 GUDJONSSON S	0:23	1	0
1 GUSTAVSSON B	4 PALMARSSON A	8 ELISSON B	11 GISLASON Y	14 MAGNUSSON O	18 VIDARSSON E	22 GUDJONSSON S	0:21	0	1
3 SMARASON J	9 JONSSON E	11 GISLASON Y	14 MAGNUSSON O	16 HALLGRIMSSON V	18 VIDARSSON E	22 GUDJONSSON S	0:19	0	0
1 GUSTAVSSON B	3 SMARASON J	9 JONSSON E	11 GISLASON Y	14 MAGNUSSON O	18 VIDARSSON E	22 GUDJONSSON S	0:17	0	0
4 PALMARSSON A	7 KRISTJANSSON V	8 ELISSON B	11 GISLASON Y	14 MAGNUSSON O	16 HALLGRIMSSON V	18 VIDARSSON E	0:15	0	0
1 GUSTAVSSON B	3 SMARASON J	4 PALMARSSON A	8 ELISSON B	14 MAGNUSSON O	16 HALLGRIMSSON V	22 GUDJONSSON S	0:10	0	0
4 PALMARSSON A	7 KRISTJANSSON V	9 JONSSON E	14 MAGNUSSON O	16 HALLGRIMSSON V	18 VIDARSSON E	22 GUDJONSSON S	0:10	0	0
7 KRISTJANSSON V	8 ELISSON B	9 JONSSON E	14 MAGNUSSON O	16 HALLGRIMSSON V	18 VIDARSSON E	22 GUDJONSSON S	0:08	1	0
3 SMARASON J	4 PALMARSSON A	8 ELISSON B	10 KRISTJANSSON G	14 MAGNUSSON O	16 HALLGRIMSSON V	18 VIDARSSON E	0:05	0	0

Score development							Time Played	G Diff.
3 SMARASON J	4 PALMARSSON A	8 ELISSON B	14 MAGNUSSON O	16 HALLGRIMSSON V	18 VIDARSSON E	22 GUDJONSSON S	6:04	+6
2 RIKHARDSSON O	7 KRISTJANSSON V	8 ELISSON B	9 JONSSON E	10 KRISTJANSSON G	16 HALLGRIMSSON V	21 ARNARSSON A	4:06	+3
3 SMARASON J	8 ELISSON B	9 JONSSON E	14 MAGNUSSON O	16 HALLGRIMSSON V	18 VIDARSSON E	22 GUDJONSSON S	5:07	+3
2 RIKHARDSSON O	3 SMARASON J	4 PALMARSSON A	7 KRISTJANSSON V	8 ELISSON B	16 HALLGRIMSSON V	18 VIDARSSON E	4:00	+2
7 KRISTJANSSON V	8 ELISSON B	9 JONSSON E	14 MAGNUSSON O	16 HALLGRIMSSON V	18 VIDARSSON E	22 GUDJONSSON S	0:08	+1
3 SMARASON J	7 KRISTJANSSON V	8 ELISSON B	9 JONSSON E	16 HALLGRIMSSON V	18 VIDARSSON E	22 GUDJONSSON S	0:23	+1
7 KRISTJANSSON V	8 ELISSON B	9 JONSSON E	10 KRISTJANSSON G	16 HALLGRIMSSON V	21 ARNARSSON A	22 GUDJONSSON S	0:52	+1
3 SMARASON J	8 ELISSON B	9 JONSSON E	11 GISLASON Y	14 MAGNUSSON O	18 VIDARSSON E	22 GUDJONSSON S	1:03	+1
3 SMARASON J	4 PALMARSSON A	7 KRISTJANSSON V	11 GISLASON Y	16 HALLGRIMSSON V	18 VIDARSSON E	22 GUDJONSSON S	1:06	+1
3 SMARASON J	4 PALMARSSON A	7 KRISTJANSSON V	8 ELISSON B	16 HALLGRIMSSON V	18 VIDARSSON E	22 GUDJONSSON S	1:55	+1
3 SMARASON J	4 PALMARSSON A	8 ELISSON B	11 GISLASON Y	14 MAGNUSSON O	18 VIDARSSON E	22 GUDJONSSON S	1:58	+1
3 SMARASON J	4 PALMARSSON A	8 ELISSON B	10 KRISTJANSSON G	14 MAGNUSSON O	16 HALLGRIMSSON V	18 VIDARSSON E	0:05	0
1 GUSTAVSSON B	3 SMARASON J	4 PALMARSSON A	8 ELISSON B	14 MAGNUSSON O	18 VIDARSSON E	22 GUDJONSSON S	0:10	0
4 PALMARSSON A	7 KRISTJANSSON V	9 JONSSON E	14 MAGNUSSON O	16 HALLGRIMSSON V	18 VIDARSSON E	22 GUDJONSSON S	0:10	0
4 PALMARSSON A	7 KRISTJANSSON V	8 ELISSON B	11 GISLASON Y	14 MAGNUSSON O	16 HALLGRIMSSON V	18 VIDARSSON E	0:15	0
1 GUSTAVSSON B	3 SMARASON J	9 JONSSON E	11 GISLASON Y	14 MAGNUSSON O	16 HALLGRIMSSON V	22 GUDJONSSON S	0:17	0
3 SMARASON J	9 JONSSON E	11 GISLASON Y	14 MAGNUSSON O	16 HALLGRIMSSON V	18 VIDARSSON E	22 GUDJONSSON S	0:19	0
3 SMARASON J	4 PALMARSSON A	11 GISLASON Y	14 MAGNUSSON O	16 HALLGRIMSSON V	18 VIDARSSON E	22 GUDJONSSON S	0:26	0
3 SMARASON J	4 PALMARSSON A	8 ELISSON B	11 GISLASON Y	14 MAGNUSSON O	16 HALLGRIMSSON V	22 GUDJONSSON S	0:40	0
7 KRISTJANSSON V	8 ELISSON B	9 JONSSON E	10 KRISTJANSSON G	11 GISLASON Y	16 HALLGRIMSSON V	21 ARNARSSON A	0:42	0
3 SMARASON J	8 ELISSON B	9 JONSSON E	11 GISLASON Y	14 MAGNUSSON O	16 HALLGRIMSSON V	18 VIDARSSON E	0:46	0
7 KRISTJANSSON V	8 ELISSON B	9 JONSSON E	10 KRISTJANSSON G	14 MAGNUSSON O	16 HALLGRIMSSON V	22 GUDJONSSON S	0:51	0
8 ELISSON B	9 JONSSON E	10 KRISTJANSSON G	11 GISLASON Y	14 MAGNUSSON O	16 HALLGRIMSSON V	18 VIDARSSON E	1:01	0
3 SMARASON J	7 KRISTJANSSON V	9 JONSSON E	11 GISLASON Y	16 HALLGRIMSSON V	18 VIDARSSON E	22 GUDJONSSON S	1:03	0
8 ELISSON B	9 JONSSON E	10 KRISTJANSSON G	14 MAGNUSSON O	16 HALLGRIMSSON V	18 VIDARSSON E	22 GUDJONSSON S	1:15	0
1 GUSTAVSSON B	4 PALMARSSON A	8 ELISSON B	11 GISLASON Y	14 MAGNUSSON O	18 VIDARSSON E	22 GUDJONSSON S	0:21	-1
7 KRISTJANSSON V	8 ELISSON B	9 JONSSON E	11 GISLASON Y	16 HALLGRIMSSON V	21 ARNARSSON A	22 GUDJONSSON S	0:25	-1
3 SMARASON J	4 PALMARSSON A	8 ELISSON B	11 GISLASON Y	14 MAGNUSSON O	16 HALLGRIMSSON V	18 VIDARSSON E	0:40	-1
4 PALMARSSON A	7 KRISTJANSSON V	8 ELISSON B	11 GISLASON Y	16 HALLGRIMSSON V	18 VIDARSSON E	22 GUDJONSSON S	0:40	-1
3 SMARASON J	8 ELISSON B	11 GISLASON Y	14 MAGNUSSON O	16 HALLGRIMSSON V	18 VIDARSSON E	22 GUDJONSSON S	0:51	-1
7 KRISTJANSSON V	8 ELISSON B	9 JONSSON E	11 GISLASON Y	16 HALLGRIMSSON V	18 VIDARSSON E	22 GUDJONSSON S	1:02	-1

THU 18 JAN 2024  
Start Time: 20:30

**Main Round Group I**

**Line-Up Analysis**  
Match No: 38

**Cologne**

**Attendance: 19.750**

**GER 26 - 24 ISL**

**ISL - Iceland**

Score development								Time Played	G Diff.
4 PALMARSSON A	8 ELISSON B	9 JONSSON E	14 MAGNUSSON O	16 HALLGRIMSSON V	18 VIDARSSON E	22 GUDJONSSON S	3:01	-1	
2 RIKHARDSSON O	7 KRISTJANSSON V	8 ELISSON B	9 JONSSON E	11 GISLASON Y	16 HALLGRIMSSON V	21 ARNARSSON A	3:04	-3	
2 RIKHARDSSON O	4 PALMARSSON A	7 KRISTJANSSON V	8 ELISSON B	11 GISLASON Y	16 HALLGRIMSSON V	18 VIDARSSON E	3:23	-3	
8 ELISSON B	9 JONSSON E	11 GISLASON Y	14 MAGNUSSON O	16 HALLGRIMSSON V	18 VIDARSSON E	22 GUDJONSSON S	4:43	-5	
4 PALMARSSON A	8 ELISSON B	11 GISLASON Y	14 MAGNUSSON O	16 HALLGRIMSSON V	18 VIDARSSON E	22 GUDJONSSON S	7:08	-5	

Empty Net								Time Played	GF	GA
3 SMARASON J	4 PALMARSSON A	8 ELISSON B	11 GISLASON Y	14 MAGNUSSON O	18 VIDARSSON E	22 GUDJONSSON S	1:58	1	0	
3 SMARASON J	8 ELISSON B	9 JONSSON E	11 GISLASON Y	14 MAGNUSSON O	18 VIDARSSON E	22 GUDJONSSON S	1:03	1	0	

**Legend:**  
**G Diff.** Goals Difference