

SUN 28 JAN 2024
Start Time: 15:00

Bronze Medal Match

Cologne

Start List

Match No: 64

SWE - GER

Referees: PAVICEVIC Ivan (MNE) / RAZNATOVIC Milos (MNE)
Reserve Referees: JORUM Lars (NOR) / KLEVEN Havard (NOR)

EHF Supervisor: COHEN Shlomo (ISR)
EHF Observer: POZEZNIK Janko (SLO)
Timekeeper: SCHULZ Peter (GER)
Scorekeeper: VOM DORFF Klaus (GER)

SWE - Sweden

No.	Name	Pos.	Height m	Int. Matches		Competition Statistics								
				MP	G	MP	G	7mG	YC	2Min	RC	S	7mS	
12	PALICKA Andreas	GK	1.89	156	16	6						58	5	
16	THULIN Tobias Alexander Gustav	GK	1.98	57	0	8						37	2	
2	CARLSBOGARD Jonathan	LB	1.95	66	128	7	16			2				
5	DARJ Max	P	1.91	118	142	8	21		1	4				
11	PETTERSSON Daniel	RW	1.79	87	201	8	13			1				
13	KARLSSON Sebastian Carl Percy	RW	1.78	12	33	8	18	1		1				
15	WANNE Hampus	LW	1.85	93	380	8	33	18						
19	CLAAR Felix	CB	1.92	71	182	8	30			1				
22	PELLAS Lucas	LW	1.83	68	215	8	24	10						
23	LAGERGREN Albin	RB	1.86	108	317	8	21							
24	GOTTFRIDSSON Jim	CB	1.92	152	485	8	20			3				
32	BERGENDAHL Oscar	P	1.92	53	81	8	9		1	6				
33	SANDELL Lukas	RB	1.91	55	129	8	23			5				
35	NILSSON Andreas	P	1.96	152	349	7	5							
42	JOHANSSON Eric	LB	1.97	36	108	7	10							
49	WALLINIUS Karl	LB	1.99	27	25	8	4			2				
(NN)	EDVARDSSON Jonathan	CB	1.86	20	8	3	1							
(NN)	MÖLLER Simon	GK	1.90	4	0	2						10	1	
Headcoach	SOLBERG Glenn (NOR)			Bench/Team							1			

SWE Played		
PR	BIH	29-20
PR	GEO	42-26
PR	NED	29-28
MR	SLO	28-22
MR	DEN	27-28
MR	POR	40-33
MR	NOR	23-33
SF	FRA	30-34

GER - Germany

No.	Name	Pos.	Height m	Int. Matches		Competition Statistics								
				MP	G	MP	G	7mG	YC	2Min	RC	S	7mS	
1	SPÁTH David	GK	1.97	12	0	8						18	3	
33	WOLFF Andreas	GK	1.98	153	14	8						83	7	
3	LICHTLEIN Nils	CB	1.83	9	5	5	3							
4	GOLLA Johannes (C)	P	1.95	75	258	8	27		1	5				
11	HEYMANN Sebastian	LB	1.98	29	55	8	21		1	6				
14	FISCHER Justus	P	1.93	12	9	8	6							
15	KNORR Juri	CB	1.92	54	215	8	47	14	2	1				
18	KÖSTER Julian	LB	2.00	42	89	8	28			1				
20	WEBER Philipp	CB	1.94	86	173	8	6	1						
23	USCINS Renars	RB	1.89	13	19	7	9							
25	HÄFNER Kai	RB	1.92	143	343	6	14							
34	DAHMKKE Rune	LW	1.89	69	106	8	12							
36	MERTENS Lukas	LW	1.82	39	87	8	11							
44	STEINERT Christoph	RB	1.96	40	74	8	8	2	3	3				
73	KASTENING Timo	RW	1.80	55	189	6	15	3						
80	KOHLBACHER Jannik	P	1.93	107	210	8	12			1				
(NN)	HANNE Martin	LB	1.93	8	9	6	4			1				
(NN)	NOTHDURFT Tim	LW	1.94	2	1									
(NN)	ZERBE Lukas	RW	1.84	26	30	2	1							
Headcoach	GISLASON Alfred (ISL)			Bench/Team										

GER Played		
PR	SUI	27-14
PR	MKD	34-25
PR	FRA	30-33
MR	ISL	26-24
MR	AUT	22-22
MR	HUN	35-28
MR	CRO	24-30
SF	DEN	26-29

Notes:
Players below the bold line are not playing in this match.

Legend:			
(NN)	Not nominated	2Min	2-Minute Suspensions
CB	Centre Back	G	Goals
LW	Left Wing	MP	Matches Played
Pos	Position	PR	Preliminary Round
RC	Red Cards (Direct and after 3rd 2-Minute Suspension)	RB	Right Back
SF	Semifinal	YC	Yellow Cards
		7mG	7-metre Goals
		GK	Goalkeeper
		MR	Main Round
		RW	Right Wing
		7mS	7-metre Saves
		LB	Left Back
		P	Line Player
		S	Saves

SUN 28 JAN 2024
Start Time: 15:00

Bronze Medal Match

Results

Match No: 64

Cologne

Attendance: 19.750

SWE 34 - 31 GER

(18 - 12) (16 - 19)

Referees: PAVICEVIC Ivan (MNE) / RAZNATOVIC Milos (MNE)

Sweden

Coach: SOLBERG Glenn

Time outs: 2

No.	Name	Total			Goals / Shots							Punishments			TP	
		Goals	Shots	%	7m	6m	Wing	BT	FB	FTO	9m	EG	YC	RC		2M
2	CARLSBOGARD Jonathan	3	5	60		1/1					1/3					46:32
5	DARJ Max	1	1	100		1/1									1	38:58
11	PETTERSSON Daniel															0:11
12	PALICKA Andreas															47:07
13	KARLSSON Sebastian Carl Percy	7	11	64			3/5		4/6							58:02
15	WANNE Hampus	3	4	75	2/2		1/2									27:11
16	THULIN Tobias Alexander Gustav															7:41
19	CLAAR Felix	8	10	80				2/3	1/1		5/6					39:15
22	PELLAS Lucas	1	4	25	1/1		0/3									32:22
23	LAGERGREN Albin	3	4	75			0/1		1/1	1/1	1/1					30:16
24	GOTTFRIDSSON Jim	3	7	43			1/1		1/1		1/5					35:37
32	BERGENDAHL Oscar	2	2	100			2/2								1	22:29
33	SANDELL Lukas	2	4	50				1/2			1/2				1	29:53
35	NILSSON Andreas	1	1	100			1/1									4:26
42	JOHANSSON Eric															0:00
49	WALLINIUS Karl															0:00
Totals		34	53	64	3/3	6/7	4/10	6/8	6/8		9/17				3	60:00

No.	Name	Total			Saves / Shots						
		Saves	Shots	%	7m	6m	Wing	BT	FB	FTO	9m
12	PALICKA Andreas	19	42	45	1/3	4/11	4/5	2/9	0/3		8/11
16	THULIN Tobias Alexander Gustav	1	7	14		0/2	0/2		0/1		1/2
EG			2								
Totals		20	51	39	1/3	4/13	4/7	2/9	0/4		9/13

Germany

Coach: GISLASON Alfred

Time outs: 2

No.	Name	Total			Goals / Shots							Punishments			TP	
		Goals	Shots	%	7m	6m	Wing	BT	FB	FTO	9m	EG	YC	RC		2M
1	SPÄTH David															9:41
3	LICHTLEIN Nils															1:09
4	GOLLA Johannes	4	6	67		3/5					1/1					55:10
11	HEYMANN Sebastian	0	2	0						0/2						7:32
14	FISCHER Justus															0:00
15	KNORR Juri	3	7	43		2/2			1/1		0/4					32:15
18	KÖSTER Julian	3	8	38				1/3			2/5					52:30
20	WEBER Philipp	2	3	67		1/1		1/2								9:37
23	USCINS Renars	8	12	67		1/2		5/5	1/1		1/4					32:21
25	HÄFNER Kai	1	3	33							1/3					13:15
33	WOLFF Andreas															50:19
34	DAHMKES Rune	0	1	0			0/1									29:11
36	MERTENS Lukas	4	6	67			3/5				1/1					30:00
44	STEINERT Christoph	2	4	50		0/1	0/1		2/2							51:42
73	KASTENING Timo	2	3	67	2/3											17:49
80	KOHLBACHER Jannik	2	3	67		2/3										27:29
Totals		31	58	53	2/3	9/14	3/7	7/10	4/4		4/18	2/2				60:00

No.	Name	Total			Saves / Shots						
		Saves	Shots	%	7m	6m	Wing	BT	FB	FTO	9m
1	SPÄTH David	1	7	14		0/3		1/1	0/1		0/2
33	WOLFF Andreas	9	37	24	0/3	0/3	4/8	0/6	2/7		3/10
Totals		10	44	23	0/3	0/6	4/8	1/7	2/8		3/12

Attacks

Team	All		Player Majority		Player Minority		Position Attacks		FB		Ind. FB		Team FB		TO	TO %
	G/Att.	%	G/Att.	%	G/Att.	%	G/Att.	%	G/Att.	%	G/Att.	%	G/Att.	%		
SWE	34/62	55			2/3	67	28/54	52	6/8	75			6/8	75	13	21
GER	31/63	49	1/4	25			25/57	44	4/4	100			4/4	100	11	17

RUNNING SCORE	
SWE - GER	
1st Half	
CARLSBOGARD J	1 (3') 0
1 (3') 1	KASTENING T
1 (4') 2	USCINS R
CARLSBOGARD J	2 (4') 2
KARLSSON S	3 (6') 2
PELLAS L	4 (6') 2
4 (8') 3	KÖSTER J
LAGERGREN A	5 (9') 3
KARLSSON S	6 (10') 3
6 (10') 4	STEINERT C
GOTTFRIDSSON J	7 (11') 4
KARLSSON S	8 (12') 4
8 (14') 5	WEBER P
GOTTFRIDSSON J	9 (14') 5
9 (15') 6	KOHLBACHER J
CLAAR F	10 (17') 6
10 (19') 7	GOLLA J
SANDELL L	11 (19') 7
CLAAR F	12 (21') 7
DARJ M	13 (22') 7
KARLSSON S	14 (22') 7
14 (23') 8	WEBER P
14 (24') 9	HÄFNER K
BERGENDAHL O	15 (24') 9
CLAAR F	16 (25') 9
16 (25') 10	KÖSTER J
16 (27') 11	KOHLBACHER J
16 (29') 12	KÖSTER J
BERGENDAHL O	17 (29') 12
SANDELL L	18 (30') 12
2nd Half	
18 (32') 13	USCINS R
KARLSSON S	19 (34') 13
LAGERGREN A	20 (35') 13
20 (35') 14	USCINS R
KARLSSON S	21 (37') 14
21 (37') 15	USCINS R
21 (38') 16	MERTENS L
CLAAR F	22 (38') 16
22 (39') 17	GOLLA J
22 (40') 18	KNORR J
NILSSON A	23 (41') 18
23 (41') 19	KNORR J
WANNE H	24 (42') 19
24 (42') 20	MERTENS L
24 (43') 21	KNORR J
CLAAR F	25 (45') 21
CLAAR F	26 (45') 21
26 (46') 22	USCINS R
26 (47') 23	GOLLA J
CARLSBOGARD J	27 (48') 23
27 (48') 24	KASTENING T
CLAAR F	28 (49') 24
28 (49') 25	GOLLA J
WANNE H	29 (49') 25
29 (51') 26	MERTENS L
GOTTFRIDSSON J	30 (52') 26
30 (52') 27	MERTENS L
30 (53') 28	STEINERT C
30 (54') 29	USCINS R
WANNE H	31 (54') 29
KARLSSON S	32 (56') 29
32 (57') 30	USCINS R
CLAAR F	33 (59') 30
33 (59') 31	USCINS R
LAGERGREN A	34 (60') 31

Legend:							
%	Efficiency	2M	2-Minute Suspensions	6m	6-metre Shots	7m	7-metre Penalty Shots
9m	9-metre Shots	BT	Breakthroughs	EG	Empty Goal	FB	Fast Breaks
FTO	Fast Throw off	G/Att.	Goals/Attacks	Ind.	Individual	No.	Uniform Number
RC	Red Cards (Direct and after 3rd 2-Minute Suspension)	TO	Turnover	TP	Time Played		
Wing	Wing Shots	YC	Yellow Cards				

SUN 28 JAN 2024
Start Time: 15:00

Bronze Medal Match

Cologne

Match Team Statistics

Match No: 64

SWE 34 - 31 GER

(18 - 12) (16 - 19)

Referees: PAVICEVIC Ivan (MNE) / RAZNATOVIC Milos (MNE)

SWE - Sweden

Coach: SOLBERG Glenn (NOR)

Time outs: 2

No.	Name	Total			All Goals / Shots									Punishments				Offence			Defence			TP
		Goals	Shots	%	7m	7m%	6m	Wing	BT	FB	FTO	9m	EG	YC	RC	2M	2+2	AS	R7	TO/TF	ST	BS	P7	
2	CARLSBOGARD Jonathan	3	5	60			1/1		1/1		1/3							2			1	1	1	46:32
5	DARJ Max	1	1	100			1/1								1									38:58
11	PETTERSSON Daniel																							0:11
12	PALICKA Andreas																							47:07
13	KARLSSON Sebastian Carl Percy	7	11	64				3/5		4/6							2	1						58:02
15	WANNE Hampus	3	4	75	2/2	100		1/2																27:11
16	THULIN Tobias Alexander Gustav																							7:41
19	CLAAR Felix	8	10	80					2/3	1/1	5/6						5	1	5 / 1			1		39:15
22	PELLAS Lucas	1	4	25	1/1	100		0/3											1		1			32:22
23	LAGERGREN Albin	3	4	75			0/1		1/1	1/1	1/1													30:16
24	GOTTFRIDSSON Jim	3	7	43			1/1		1/1		1/5						5		6		1			35:37
32	BERGENDAHL Oscar	2	2	100			2/2								1								1	22:29
33	SANDELL Lukas	2	4	50					1/2		1/2				1		1							29:53
35	NILSSON Andreas	1	1	100			1/1																	4:26
42	JOHANSSON Eric																							0:00
49	WALLINIUS Karl																							0:00
Totals		34	53	64	3/3	100	6/7	4/10	6/8	6/8	9/17				3		16	3	12 / 1	3	2	3		

No.	Name	Total			All Saves / Shots										
		Saves	Shots	%	7m	7m%	6m	Wing	BT	FB	FTO	9m	9m%	NS	NS%
12	PALICKA Andreas	19	42	45	1/3	33	4/11	4/5	2/9	0/3		8/11	73	10/25	40
16	THULIN Tobias Alexander Gustav	1	7	14			0/2	0/2		0/1		1/2	50	0/4	0
	EG		2												
Totals		20	51	39	1/3	33	4/13	4/7	2/9	0/4		9/13	69	10/29	34

Attacks

Team	All		Player Majority		Player Minority		Position Attacks		FB		Ind. FB		Team FB		TO	TO %
	G/Att.	%	G/Att.	%	G/Att.	%	G/Att.	%	G/Att.	%	G/Att.	%	G/Att.	%		
SWE	34/62	55			2/3	67	28/54	52	6/8	75			6/8	75	13	21

Team Shots

	Goals	Saves	Missed	Post	Blocked	Total	%	Prop %
6m Shots	6		1			7	86	13
Wing Shots	4	4	2			10	40	19
L R	1 3	3 1	1 1			5 5	20 60	9 9
9m Shots	9	3			5	17	53	32
L C R	2 5 2	1 1 1			3 2	6 8 3	33 63 67	11 15 6
7m Penalty Throws	3					3	100	6
Fast Breaks	6	2				8	75	15
Breakthroughs	6	1		1		8	75	15
Totals	34	10	3	1	5	53	64	100

Legend:	
%	Efficiency
9m	9-metre Shots
EG	Empty Goal
L	Left
R	Right
TP	Time Played
2M	2-Minute Suspensions
AS	Assists
FB	Fast Breaks
NS	Near Shots
RC	Red Cards (Direct and after 3rd 2-Minute Suspension)
Wing	Wing Shots
2+2	2+2 Minute Suspensions
BS	Blocked Shots
FTO	Fast Throw off
P7	Penalty 7-metre Fouls
YC	Yellow Cards
6m	6-metre Shots
BT	Breakthroughs
G/Att.	Goals/Attacks
Prop %	Proportion of Goals
ST	Steals
7m	7-metre Penalty Shots
C	Center
Ind.	Individual
R7	Received 7-metre Fouls
TO/TF	Turnover/Technical Faults

Match Team Statistics

Match No: 64

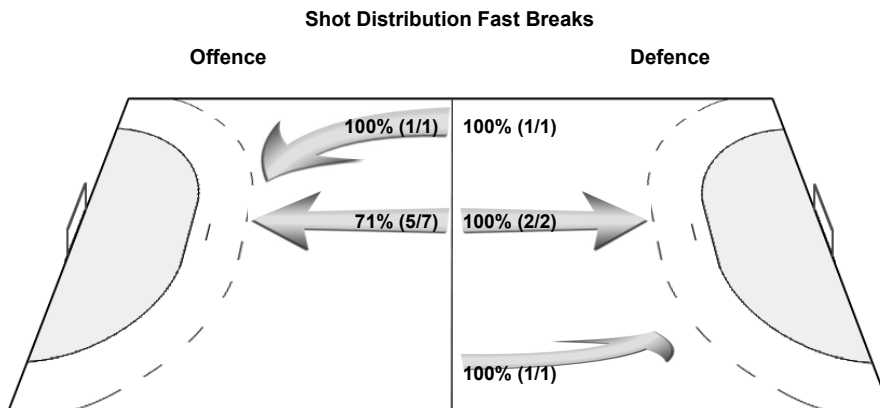

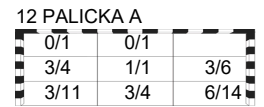
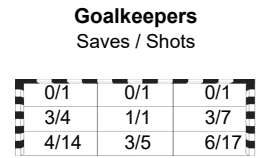
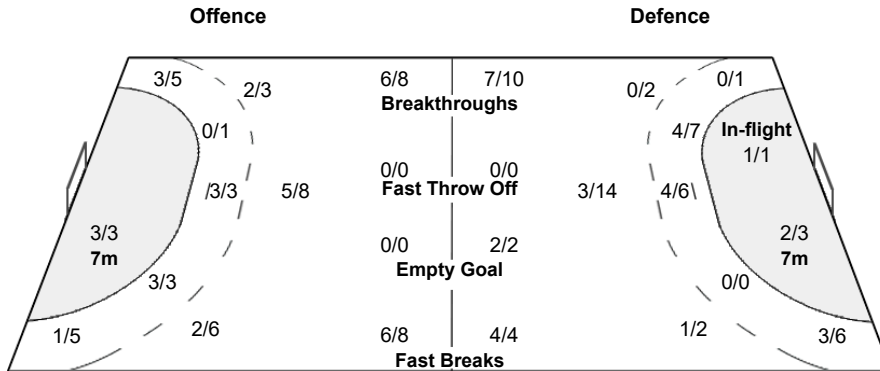

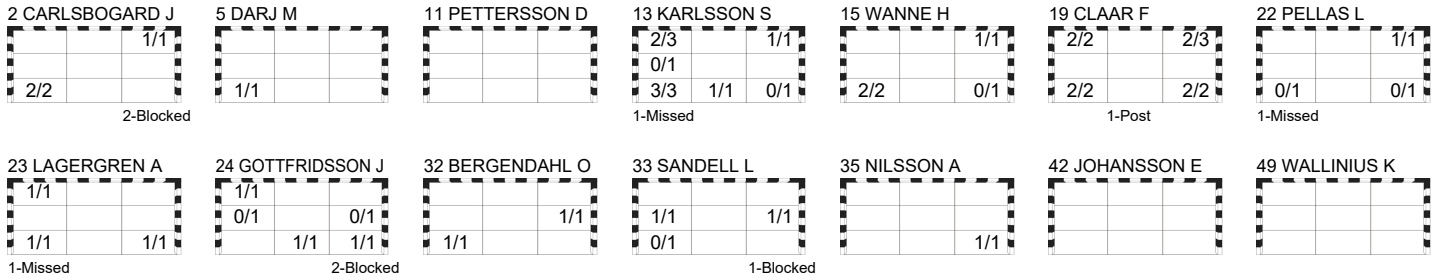
SWE 34 - 31 GER

(18 - 12) (16 - 19)

Referees: PAVICEVIC Ivan (MNE) / RAZNATOVIC Milos (MNE)

SWE - Sweden

OverView of Shot Distribution



SUN 28 JAN 2024
Start Time: 15:00

Bronze Medal Match

Match Team Statistics

Cologne

Match No: 64

SWE 34 - 31 GER

(18 - 12) (16 - 19)

Referees: PAVICEVIC Ivan (MNE) / RAZNATOVIC Milos (MNE)

GER - Germany

Coach: GISLASON Alfred (ISL)

Time outs: 2

No.	Name	Total			All Goals / Shots								Punishments				Offence			Defence			TP		
		Goals	Shots	%	7m	7m%	6m	Wing	BT	FB	FTO	9m	EG	YC	RC	2M	2+2	AS	R7	TO/TF	ST	BS		P7	
1	SPÄTH David																							9:41	
3	LICHTLEIN Nils																							1:09	
4	GOLLA Johannes	4	6	67			3/5						1/1					3	1			2	1	55:10	
11	HEYMANN Sebastian	0	2	0							0/2													7:32	
14	FISCHER Justus																							0:00	
15	KNORR Juri	3	7	43			2/2											4	1	2 / 1		1	1	32:15	
18	KÖSTER Julian	3	8	38					1/3				2/5					4		2 / 1		1	2	1	52:30
20	WEBER Philipp	2	3	67			1/1		1/2									2		1					9:37
23	USCINS Renars	8	12	67			1/2		5/5	1/1			1/4					4		4					32:21
25	HÄFNER Kai	1	3	33									1/3												13:15
33	WOLFF Andreas																								50:19
34	DAHMKKE Rune	0	1	0				0/1																	29:11
36	MERTENS Lukas	4	6	67					3/5				1/1					1				3		1	30:00
44	STEINERT Christoph	2	4	50			0/1	0/1		2/2													2		51:42
73	KASTENING Timo	2	3	67	2/3	67																			17:49
80	KOHLBACHER Jannik	2	3	67			2/3												1						27:29
Totals		31	58	53	2/3	67	9/14	3/7	7/10	4/4		4/18	2/2					18	3	9 / 2		7	5	3	

No.	Name	Total			All Saves / Shots										
		Saves	Shots	%	7m	7m%	6m	Wing	BT	FB	FTO	9m	9m%	NS	NS%
1	SPÄTH David	1	7	14			0/3		1/1	0/1		0/2	0	1/4	25
33	WOLFF Andreas	9	37	24	0/3	0	0/3	4/8	0/6	2/7		3/10	30	4/17	24
Totals		10	44	23	0/3	0	0/6	4/8	1/7	2/8		3/12	25	5/21	24

Attacks

Team	All		Player Majority		Player Minority		Position Attacks		FB		Ind. FB		Team FB		TO	TO %
	G/Att.	%	G/Att.	%	G/Att.	%	G/Att.	%	G/Att.	%	G/Att.	%	G/Att.	%		
GER	31/63	49	1/4	25			25/57	44	4/4	100			4/4	100	11	17

Team Shots

	Goals	Saves	Missed	Post	Blocked	Total	%	Prop %
6m Shots	9	4		1		14	64	24
Wing Shots	3	4				7	43	12
L R	3	3 1				6 1	50 0	10 2
9m Shots	4	9	2	1	2	18	22	31
L C R	1 3	1 6 2	2	1	2	2 14 2	50 21 0	3 24 3
7m Penalty Throws	2	1				3	67	5
Fast Breaks	4					4	100	7
Breakthroughs	7	2	1			10	70	17
Totals	31	20	3	2	2	58	53	100

Legend:									
%	Efficiency	2M	2-Minute Suspensions	2+2	2+2 Minute Suspensions	6m	6-metre Shots	7m	7-metre Penalty Shots
9m	9-metre Shots	AS	Assists	BS	Blocked Shots	BT	Breakthroughs	C	Center
EG	Empty Goal	FB	Fast Breaks	FTO	Fast Throw off	G/Att.	Goals/Attacks	Ind.	Individual
L	Left	NS	Near Shots	P7	Penalty 7-metre Fouls	Prop %	Proportion of Goals	R7	Received 7-metre Fouls
R	Right	RC	Red Cards (Direct and after 3rd 2-Minute Suspension)			ST	Steals	TO/TF	Turnover/Technical Faults
TP	Time Played	Wing	Wing Shots	YC	Yellow Cards				

Match Team Statistics

Match No: 64

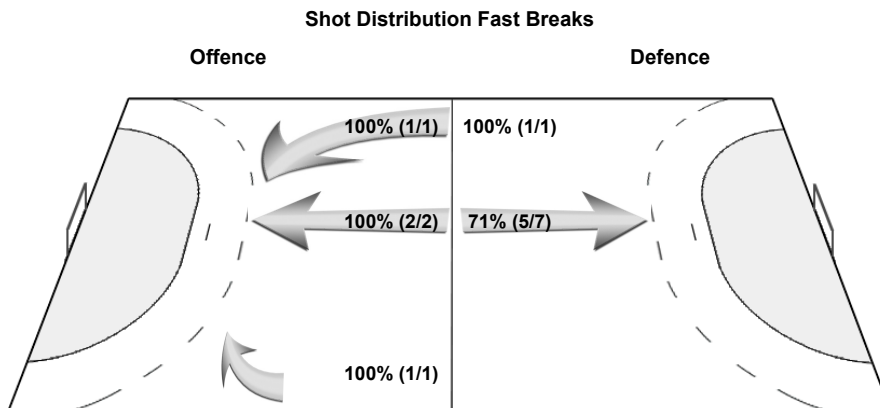
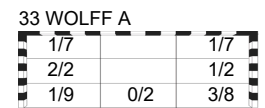
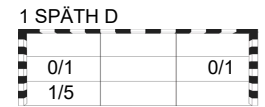
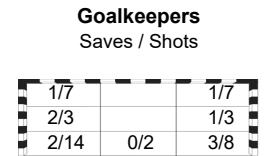
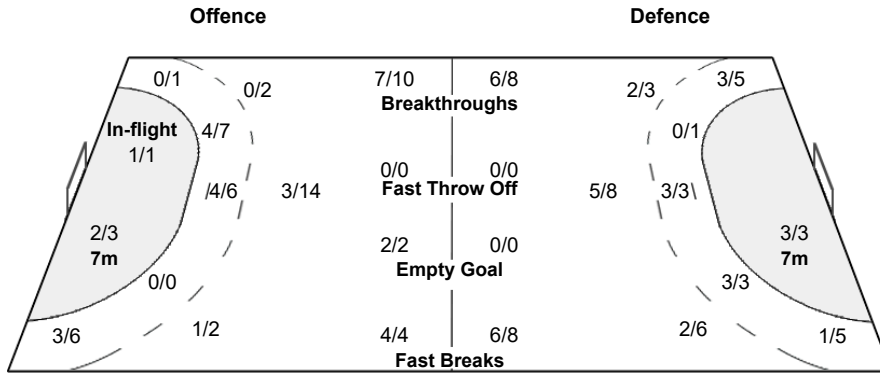
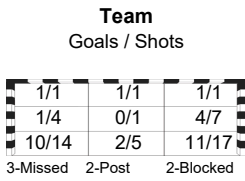
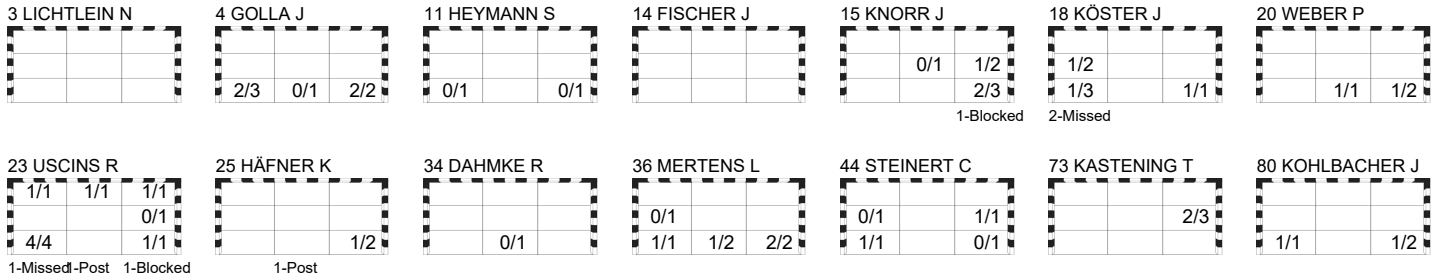
SWE 34 - 31 GER

(18 - 12) (16 - 19)

Referees: PAVICEVIC Ivan (MNE) / RAZNATOVIC Milos (MNE)

GER - Germany

Overview of Shot Distribution



SUN 28 JAN 2024
Start Time: 15:00

Bronze Medal Match

Cologne

Play by Play

Match No: 64

SWE 34 - 31 GER

(18 - 12) (16 - 19)

Referees: PAVICEVIC Ivan (MNE) / RAZNATOVIC Milos (MNE)

SWE	2 CARLSBOGARD Jonathan	5 DARJ Max	11 PETTERSSON Daniel	A SVENSSON Tomas
	12 PALICKA Andreas	13 KARLSSON Sebastian Carl Percy	15 WANNE Hampus	B SOLBERG Glenn
	16 THULIN Tobias Alexander Gustav	19 CLAAR Felix	22 PELLAS Lucas	C APELGREN Michael
	23 LAGERGREN Albin	24 GOTTFRIDSSON Jim	32 BERGENDAHL Oscar	D REIMER RASMUSSEN Tor
	33 SANDELL Lukas	35 NILSSON Andreas	42 JOHANSSON Eric	
	49 WALLINIUS Karl			
GER	1 SPÄTH David	3 LICHTLEIN Nils	4 GOLLA Johannes	A GISLASON Alfred
	11 HEYMANN Sebastian	14 FISCHER Justus	15 KNORR Juri	B WUDTKE Erik
	18 KÖSTER Julian	20 WEBER Philipp	23 USCINS Renars	C ANDERSSON Mattias
	25 HÄFNER Kai	33 WOLFF Andreas	34 DAHMKE Rune	E GRÄSCHUS Peter
	36 MERTENS Lukas	44 STEINERT Christoph	73 KASTENING Timo	
	80 KOHLBACHER Jannik			

1st HALF

Match Time	SWE - Sweden	Score	Lead	GER - Germany
0:00	12 PALICKA A Goalkeeper			33 WOLFF A Goalkeeper
1:13				18 KÖSTER J Shot breakthrough saved bottom left
1:19	13 KARLSSON S Shot fast break saved top left			
1:36				4 GOLLA J Shot right 6m saved bottom left
1:44				44 STEINERT C Shot right wing saved bottom right
1:55	22 PELLAS L Turnover			
2:05				15 KNORR J Shot right 9m saved bottom right
2:26	2 CARLSBOGARD J Goal left 6m bottom left	1 - 0	+1	
2:37	2 CARLSBOGARD J 7m caused			4 GOLLA J 7m received
2:38		1 - 1	0	73 KASTENING T Goal Penalty shot middle right (4 GOLLA J), 101.88 km/h
3:15	24 GOTTFRIDSSON J Turnover			4 GOLLA J Steal
3:32		1 - 2	-1	23 USCINS R Goal fast break bottom left (4 GOLLA J), 119.84 km/h
3:52	2 CARLSBOGARD J Goal right 9m bottom left, 107.28 km/h	2 - 2	0	
4:27				18 KÖSTER J Technical Fault
4:38	22 PELLAS L Shot left wing saved bottom right			
5:17				15 KNORR J Shot centre 9m saved middle centre
5:24	13 KARLSSON S Goal fast break bottom left (24 GOTTFRIDSSON J), 96.86 km/h	3 - 2	+1	
5:37				15 KNORR J Shot left 9m saved middle right
5:46	5 DARJ M 7m received			18 KÖSTER J 7m caused
5:59	22 PELLAS L Goal Penalty shot top right (5 DARJ M), 88.89 km/h	4 - 2	+2	
6:40				23 USCINS R Shot centre 9m missed
7:37	24 GOTTFRIDSSON J Shot centre 9m blocked			4 GOLLA J Block
7:40	2 CARLSBOGARD J Shot left 9m blocked			44 STEINERT C Block
7:57		4 - 3	+1	18 KÖSTER J Goal centre 9m middle left, 109.83 km/h
8:44	24 GOTTFRIDSSON J Shot left 9m blocked			18 KÖSTER J Block
8:57	23 LAGERGREN A Goal right 9m bottom right, 112.43 km/h	5 - 3	+2	
9:07				18 KÖSTER J Turnover
9:13	13 KARLSSON S Goal fast break bottom left, 91.66 km/h	6 - 3	+3	
9:22		6 - 4	+2	44 STEINERT C Goal fast break middle right (23 USCINS R), 94.99 km/h
10:03	22 PELLAS L Shot left wing missed			
10:36				23 USCINS R Turnover
10:44	24 GOTTFRIDSSON J Goal centre 6m bottom centre (33 SANDELL L), 95.28 km/h	7 - 4	+3	
10:55				Team timeout
11:31	5 DARJ M Block			15 KNORR J Shot centre 9m blocked
11:51	13 KARLSSON S Goal fast break bottom centre	8 - 4	+4	
12:19				18 KÖSTER J Shot breakthrough missed
12:59	33 SANDELL L Shot centre 9m blocked			18 KÖSTER J Block
13:08		8 - 5	+3	20 WEBER P Goal flying throw bottom right (23 USCINS R), 107.58 km/h
13:42	24 GOTTFRIDSSON J Goal left 9m top left, 117.29 km/h	9 - 5	+4	
13:50	33 SANDELL L 2-minutes suspension			
13:51				
14:16		9 - 6	+3	80 KOHLBACHER J Goal centre 6m bottom left (23 USCINS R), 108.54 km/h
14:29	23 LAGERGREN A for 12 PALICKA A Empty goal			
15:18	12 PALICKA A for 13 KARLSSON S Goalkeeper back			
15:25	19 CLAAR F Technical Fault			
15:51				
15:51	19 CLAAR F 7m caused			80 KOHLBACHER J 7m received
15:52				73 KASTENING T Penalty shot saved middle right
16:57	19 CLAAR F Goal centre 9m bottom right, 124.37 km/h	10 - 6	+4	
17:27				11 HEYMANN S Shot centre 9m saved bottom left
18:09		10 - 7	+3	4 GOLLA J Goal centre 6m bottom right (20 WEBER P), 107.92 km/h
18:26	33 SANDELL L Goal breakthrough middle right, 99.38 km/h	11 - 7	+4	

SUN 28 JAN 2024
Start Time: 15:00

Bronze Medal Match

Cologne

Play by Play

Match No: 64

SWE 34 - 31 GER

(18 - 12) (16 - 19)

1st HALF

Match Time	SWE - Sweden	Score	Lead	GER - Germany
19:01	32 BERGENDAHL O 2-minutes suspension			
19:02				
19:18				25 HÄFNER K Shot centre 9m post
19:28				80 KOHLBACHER J Shot right 6m saved bottom right
19:45	24 GOTTFRIDSSON J for 12 PALICKA A Empty goal			
20:06	19 CLAAR F Goal breakthrough bottom right, 106.04 km/h	12 - 7	+5	
20:09	12 PALICKA A for 33 SANDELL L Goalkeeper back			
20:19				1 SPÄTH D for 33 WOLFF A Goalkeeper Substitution
20:42	22 PELLAS L Steal			20 WEBER P Turnover
20:56	33 SANDELL L for 12 PALICKA A Empty goal			
21:02				
21:08	12 PALICKA A for 32 BERGENDAHL O Goalkeeper back			
21:27	5 DARJ M Goal left 6m bottom left (19 CLAAR F)	13 - 7	+6	
21:36				11 HEYMANN S Shot centre 9m saved bottom right
21:44	13 KARLSSON S Goal fast break bottom left (24 GOTTFRIDSSON J), 99.24 km/h	14 - 7	+7	
22:16		14 - 8	+6	20 WEBER P Goal breakthrough bottom centre, 100.31 km/h
22:25	33 SANDELL L Shot breakthrough saved bottom left			
23:08		14 - 9	+5	25 HÄFNER K Goal left 9m bottom right, 107.48 km/h
23:18	32 BERGENDAHL O Goal centre 6m bottom left (19 CLAAR F), 81.14 km/h	15 - 9	+6	
24:16				4 GOLLA J Shot centre 6m saved bottom centre
24:27	19 CLAAR F Goal centre 9m bottom left, 110.39 km/h	16 - 9	+7	
24:38		16 - 10	+6	18 KÖSTER J Goal centre 9m bottom right, 106.16 km/h
25:20	19 CLAAR F Turnover			
25:30				34 DAHMKE R Shot left wing saved bottom centre
26:11	24 GOTTFRIDSSON J Turnover			
26:42		16 - 11	+5	80 KOHLBACHER J Goal right 6m bottom right (20 WEBER P)
27:33	19 CLAAR F Shot breakthrough post			
28:03		16 - 12	+4	18 KÖSTER J Goal breakthrough bottom left, 118.00 km/h
28:13	32 BERGENDAHL O Goal left 6m middle right (2 CARLSBOGARD J)	17 - 12	+5	
29:08				25 HÄFNER K Shot right 9m saved bottom right
29:16	24 GOTTFRIDSSON J for 12 PALICKA A Empty goal			
29:20	12 PALICKA A for 2 CARLSBOGARD J Goalkeeper back			
29:38	Team timeout			
29:51	33 SANDELL L Goal left 9m middle left, 87.33 km/h	18 - 12	+6	
29:58				20 WEBER P Shot breakthrough saved bottom right

2nd HALF

Match Time	SWE - Sweden	Score	Lead	GER - Germany
30:00	12 PALICKA A Goalkeeper			33 WOLFF A Goalkeeper
30:39	24 GOTTFRIDSSON J Shot left 9m saved middle left			
31:11		18 - 13	+5	23 USCINS R Goal breakthrough bottom left, 88.38 km/h
31:37	22 PELLAS L Shot left wing saved bottom left			
32:13				23 USCINS R Turnover
33:01	24 GOTTFRIDSSON J Turnover			15 KNORR J Steal
33:06				15 KNORR J Technical Fault
33:14	24 GOTTFRIDSSON J Turnover			
33:23				18 KÖSTER J Shot centre 9m missed
33:36	13 KARLSSON S Goal right wing top right (24 GOTTFRIDSSON J), 99.45 km/h	19 - 13	+6	
34:07	24 GOTTFRIDSSON J Steal			15 KNORR J Turnover
34:15	23 LAGERGREN A Goal fast break bottom left (24 GOTTFRIDSSON J), 116.88 km/h	20 - 13	+7	
34:40		20 - 14	+6	23 USCINS R Goal breakthrough top centre, 100.93 km/h
34:48	2 CARLSBOGARD J Shot left 9m blocked			44 STEINERT C Block
35:20	24 GOTTFRIDSSON J Turnover			
35:31				18 KÖSTER J Turnover
36:25	13 KARLSSON S Goal right wing top left (24 GOTTFRIDSSON J), 41.08 km/h	21 - 14	+7	
36:37		21 - 15	+6	23 USCINS R Goal right 6m bottom left (15 KNORR J)
36:50	13 KARLSSON S Shot right wing saved middle left			
37:00				23 USCINS R Shot centre 6m post
37:08		21 - 16	+5	36 MERTENS L Goal left wing bottom left, 99.63 km/h
37:54	19 CLAAR F Goal centre 9m top right, 112.79 km/h	22 - 16	+6	
38:36	2 CARLSBOGARD J Block			23 USCINS R Shot centre 9m blocked
38:51		22 - 17	+5	4 GOLLA J Goal centre 6m bottom left (18 KÖSTER J), 68.81 km/h
39:44	19 CLAAR F Turnover			36 MERTENS L Steal
39:52		22 - 18	+4	15 KNORR J Goal fast break bottom right (36 MERTENS L), 125.86 km/h
40:12	35 NILSSON A for 12 PALICKA A Empty goal			
40:35	12 PALICKA A for 2 CARLSBOGARD J Goalkeeper back			

SUN 28 JAN 2024
Start Time: 15:00

Bronze Medal Match

Cologne

Play by Play

Match No: 64

SWE 34 - 31 GER
(18 - 12) (16 - 19)

2nd HALF

Match Time	SWE - Sweden	Score	Lead	GER - Germany
40:37	35 NILSSON A Goal centre 6m bottom right (19 CLAAR F), 106.69 km/h	23 - 18	+5	
40:45		23 - 19	+4	15 KNORR J Goal right 6m bottom right
40:58	13 KARLSSON S 7m received			36 MERTENS L 7m caused
41:08	16 THULIN T for 12 PALICKA A Goalkeeper Substitution			
41:11	15 WANNE H Goal Penalty shot bottom left (13 KARLSSON S), 81.80 km/h	24 - 19	+5	
41:55		24 - 20	+4	36 MERTENS L Goal left wing bottom right (18 KÖSTER J), 96.67 km/h
42:06	35 NILSSON A for 16 THULIN T Empty goal			
42:33	13 KARLSSON S Shot right wing missed			
42:35	16 THULIN T for 2 CARLSBOGARD J Goalkeeper back			
42:46		24 - 21	+3	15 KNORR J Goal right 6m middle right (23 USCINS R), 105.34 km/h
42:56	23 LAGERGREN A Shot right 6m missed			
43:58				23 USCINS R Turnover
44:08	Team timeout			
44:08	35 NILSSON A for 16 THULIN T Empty goal			
44:21	19 CLAAR F Goal centre 9m top left, 120.52 km/h	25 - 21	+4	
44:23	16 THULIN T for 2 CARLSBOGARD J Goalkeeper back			
44:33				15 KNORR J Turnover
44:40	19 CLAAR F Goal fast break top right (13 KARLSSON S), 97.45 km/h	26 - 21	+5	
45:11		26 - 22	+4	23 USCINS R Goal centre 9m top right (18 KÖSTER J), 117.04 km/h
45:34	32 BERGENDAHL O for 16 THULIN T Empty goal			
45:59	19 CLAAR F Shot right 9m saved top right			
46:02	16 THULIN T for 35 NILSSON A Goalkeeper back			
46:38		26 - 23	+3	4 GOLLA J Goal centre 6m bottom right (15 KNORR J), 107.24 km/h
46:48	35 NILSSON A for 16 THULIN T Empty goal			
47:09	2 CARLSBOGARD J Goal breakthrough top right, 102.51 km/h	27 - 23	+4	
47:12	16 THULIN T for 35 NILSSON A Goalkeeper back			
47:23	32 BERGENDAHL O 7m caused			15 KNORR J 7m received
47:28	12 PALICKA A for 16 THULIN T Goalkeeper Substitution			
47:28		27 - 24	+3	73 KASTENING T Goal Penalty shot middle right (15 KNORR J), 97.76 km/h
47:38	35 NILSSON A for 12 PALICKA A Empty goal			
48:13	19 CLAAR F Goal breakthrough bottom left, 72.91 km/h	28 - 24	+4	
48:14		28 - 25	+3	4 GOLLA J Goal empty goal bottom left, 126.24 km/h
48:14	16 THULIN T for 2 CARLSBOGARD J Goalkeeper back			
48:29	35 NILSSON A for 16 THULIN T Empty goal			
48:45	19 CLAAR F 7m received			15 KNORR J 7m caused
48:47	16 THULIN T for 2 CARLSBOGARD J Goalkeeper back			
48:53	15 WANNE H Goal Penalty shot bottom left (19 CLAAR F), 101.88 km/h	29 - 25	+4	
49:15				Team timeout
49:26				18 KÖSTER J Shot centre 9m saved bottom left
49:35	35 NILSSON A for 16 THULIN T Empty goal			
49:54	15 WANNE H Shot left wing saved bottom right			
50:18	19 CLAAR F Turnover			18 KÖSTER J Steal
50:25		29 - 26	+3	36 MERTENS L Goal empty goal bottom centre (15 KNORR J), 86.61 km/h
50:25	16 THULIN T for 2 CARLSBOGARD J Goalkeeper back			
51:04	24 GOTTFRIDSSON J Goal breakthrough bottom right, 99.56 km/h	30 - 26	+4	
51:17		30 - 27	+3	36 MERTENS L Goal left wing bottom right (18 KÖSTER J), 93.11 km/h
52:07	19 CLAAR F Turnover			4 GOLLA J Steal
52:15		30 - 28	+2	44 STEINERT C Goal fast break bottom left (4 GOLLA J), 111.10 km/h
52:19	12 PALICKA A for 16 THULIN T Goalkeeper Substitution			
53:13	19 CLAAR F Turnover			36 MERTENS L Steal
53:38		30 - 29	+1	23 USCINS R Goal breakthrough bottom left, 96.88 km/h
53:53	15 WANNE H Goal left wing top right (2 CARLSBOGARD J), 87.25 km/h	31 - 29	+2	
54:30				18 KÖSTER J Shot centre 9m saved middle left
54:30				36 MERTENS L Shot left wing saved bottom centre
55:00	24 GOTTFRIDSSON J Shot centre 9m saved middle right			
55:10				44 STEINERT C Shot right 6m saved middle left
55:44	13 KARLSSON S Goal right wing top left (19 CLAAR F), 28.74 km/h	32 - 29	+3	
56:12		32 - 30	+2	23 USCINS R Goal breakthrough top left, 121.01 km/h
57:02	24 GOTTFRIDSSON J Turnover			36 MERTENS L Steal
57:35				23 USCINS R Shot centre 9m saved middle right
58:24	19 CLAAR F Goal centre 9m top left, 113.71 km/h	33 - 30	+3	
58:37	2 CARLSBOGARD J Steal			23 USCINS R Turnover
58:47	13 KARLSSON S Shot fast break saved bottom right			
58:57		33 - 31	+2	23 USCINS R Goal breakthrough bottom right, 88.13 km/h
59:30	5 DARJ M 2-minutes suspension			
59:31				
59:37	23 LAGERGREN A Goal breakthrough top left, 102.87 km/h	34 - 31	+3	



MEN'S EUROPEAN HANDBALL CHAMPIONSHIP
EHF EURO 2024



MEN'S EHF EURO 2024
 GERMANY
 10-28 JANUARY

SUN 28 JAN 2024
 Start Time: 15:00

Bronze Medal Match

Play by Play
 Match No: 64

Cologne

SWE 34 - 31 GER
 (18 - 12) (16 - 19)

2nd HALF

Match Time	SWE - Sweden	Score	Lead	GER - Germany
59:54				36 MERTENS L Shot left wing saved middle left
60:00				

SUN 28 JAN 2024
Start Time: 15:00

Bronze Medal Match

Empty Goal Analysis

Cologne

Match No: 64

SWE 34 - 31 GER

(18 - 12) (16 - 19)

Referees: PAVICEVIC Ivan (MNE) / RAZNATOVIC Milos (MNE)

ATTACKS DURING OWN EMPTY GOAL SITUATION

Players on Court	Attacks		Goals		Saves		Missed		Blocked		Post		Turnovers		Scoring Efficiency		Goals Against	
	SWE	GER	SWE	GER	SWE	GER	SWE	GER	SWE	GER	SWE	GER	SWE	GER	SWE	GER	SWE	GER
7 Against 6	8		5		2		1						1		63		2	
6 Against 6	2		1										1		50			
Others																		
Total:	10		6		2		1						2		60		2	

GOALS/ATTACKS DURING OWN EMPTY GOAL SITUATION - ANALYSIS OF OCCURRENCE (in 5 min intervals)

Players on Court	1st Half												
	0-5		5-10		10-15		15-20		20-25		25-30		
	SWE	GER	SWE	GER	SWE	GER	SWE	GER	SWE	GER	SWE	GER	
7 Against 6													
6 Against 6							0/1			1/1			
Others													
Total:							0/1			2/2			

Players on Court	2nd Half											
	30-35		35-40		40-45		45-50		50-55		55-60	
	SWE	GER	SWE	GER	SWE	GER	SWE	GER	SWE	GER	SWE	GER
7 Against 6					2/3		2/3		0/1			
6 Against 6												
Others												
Total:					2/3		2/3		0/1			

GOALS/ATTACKS DURING OWN EMPTY GOAL SITUATION - ANALYSIS BY DURATION

Team	<15 sec.	15-30 sec.	30-45 sec.	45-60 sec.	>60 sec.
SWE	1/1	3/5	2/3	0/1	
GER					

SUBSTITUTION SUMMARY

Players	SWE	GER
Goalkeeper <-> Goalkeeper	3	1
Court Player <-> Goalkeeper	24	0
Court Player <-> Court Player	49	110
Total:	76	111

Line-Up Analysis

Match No: 64

Cologne

Attendance: 19.750

SWE 34 - 31 GER

SWE - Sweden

Lineup efficiency										Time Played	GF	GA
2 CARLSBOGARD J	5 DARJ M	12 PALICKA A	13 KARLSSON S	22 PELLAS L	23 LAGERGREN A	24 GOTTFRIDSSON J	11:54	6	5			
2 CARLSBOGARD J	12 PALICKA A	13 KARLSSON S	19 CLAAR F	22 PELLAS L	32 BERGENDAHL O	33 SANDELL L	6:53	4	5			
2 CARLSBOGARD J	5 DARJ M	12 PALICKA A	13 KARLSSON S	15 WANNE H	23 LAGERGREN A	24 GOTTFRIDSSON J	4:54	3	3			
2 CARLSBOGARD J	5 DARJ M	12 PALICKA A	13 KARLSSON S	15 WANNE H	19 CLAAR F	23 LAGERGREN A	4:37	1	4			
2 CARLSBOGARD J	5 DARJ M	12 PALICKA A	13 KARLSSON S	22 PELLAS L	24 GOTTFRIDSSON J	33 SANDELL L	3:44	2	1			
12 PALICKA A	13 KARLSSON S	19 CLAAR F	22 PELLAS L	24 GOTTFRIDSSON J	32 BERGENDAHL O	33 SANDELL L	3:44	3	0			
5 DARJ M	12 PALICKA A	13 KARLSSON S	15 WANNE H	19 CLAAR F	23 LAGERGREN A	24 GOTTFRIDSSON J	3:34	3	0			
2 CARLSBOGARD J	13 KARLSSON S	15 WANNE H	19 CLAAR F	32 BERGENDAHL O	33 SANDELL L	35 NILSSON A	2:36	2	2			
2 CARLSBOGARD J	5 DARJ M	13 KARLSSON S	15 WANNE H	16 THULIN T	19 CLAAR F	23 LAGERGREN A	2:28	1	2			
2 CARLSBOGARD J	13 KARLSSON S	15 WANNE H	16 THULIN T	19 CLAAR F	32 BERGENDAHL O	33 SANDELL L	2:09	1	2			
13 KARLSSON S	15 WANNE H	16 THULIN T	19 CLAAR F	24 GOTTFRIDSSON J	32 BERGENDAHL O	33 SANDELL L	1:30	1	1			
2 CARLSBOGARD J	12 PALICKA A	13 KARLSSON S	15 WANNE H	19 CLAAR F	32 BERGENDAHL O	33 SANDELL L	1:18	1	2			
2 CARLSBOGARD J	12 PALICKA A	19 CLAAR F	22 PELLAS L	24 GOTTFRIDSSON J	32 BERGENDAHL O	33 SANDELL L	1:13	0	1			
2 CARLSBOGARD J	5 DARJ M	13 KARLSSON S	15 WANNE H	16 THULIN T	19 CLAAR F	33 SANDELL L	1:09	1	1			
12 PALICKA A	13 KARLSSON S	15 WANNE H	19 CLAAR F	24 GOTTFRIDSSON J	32 BERGENDAHL O	33 SANDELL L	1:04	0	0			
2 CARLSBOGARD J	5 DARJ M	13 KARLSSON S	15 WANNE H	19 CLAAR F	23 LAGERGREN A	35 NILSSON A	0:52	0	0			
2 CARLSBOGARD J	5 DARJ M	12 PALICKA A	13 KARLSSON S	19 CLAAR F	22 PELLAS L	33 SANDELL L	0:50	0	1			
5 DARJ M	13 KARLSSON S	19 CLAAR F	22 PELLAS L	23 LAGERGREN A	24 GOTTFRIDSSON J	33 SANDELL L	0:49	0	0			
5 DARJ M	12 PALICKA A	13 KARLSSON S	19 CLAAR F	22 PELLAS L	24 GOTTFRIDSSON J	33 SANDELL L	0:48	2	0			
5 DARJ M	13 KARLSSON S	19 CLAAR F	22 PELLAS L	24 GOTTFRIDSSON J	32 BERGENDAHL O	33 SANDELL L	0:36	1	0			
2 CARLSBOGARD J	5 DARJ M	12 PALICKA A	13 KARLSSON S	19 CLAAR F	22 PELLAS L	32 BERGENDAHL O	0:29	0	0			
2 CARLSBOGARD J	5 DARJ M	12 PALICKA A	13 KARLSSON S	19 CLAAR F	23 LAGERGREN A	24 GOTTFRIDSSON J	0:27	0	0			
5 DARJ M	12 PALICKA A	13 KARLSSON S	15 WANNE H	19 CLAAR F	23 LAGERGREN A	35 NILSSON A	0:20	1	1			
5 DARJ M	12 PALICKA A	19 CLAAR F	22 PELLAS L	23 LAGERGREN A	24 GOTTFRIDSSON J	33 SANDELL L	0:18	0	0			
5 DARJ M	12 PALICKA A	13 KARLSSON S	19 CLAAR F	22 PELLAS L	24 GOTTFRIDSSON J	32 BERGENDAHL O	0:18	0	0			
13 KARLSSON S	15 WANNE H	16 THULIN T	19 CLAAR F	32 BERGENDAHL O	33 SANDELL L	35 NILSSON A	0:18	0	0			
2 CARLSBOGARD J	5 DARJ M	12 PALICKA A	19 CLAAR F	22 PELLAS L	24 GOTTFRIDSSON J	33 SANDELL L	0:16	0	0			
2 CARLSBOGARD J	5 DARJ M	13 KARLSSON S	15 WANNE H	19 CLAAR F	33 SANDELL L	35 NILSSON A	0:15	1	0			
2 CARLSBOGARD J	5 DARJ M	11 PETTERSSON D	12 PALICKA A	22 PELLAS L	24 GOTTFRIDSSON J	33 SANDELL L	0:11	0	0			
2 CARLSBOGARD J	12 PALICKA A	13 KARLSSON S	19 CLAAR F	22 PELLAS L	24 GOTTFRIDSSON J	32 BERGENDAHL O	0:11	0	0			
5 DARJ M	12 PALICKA A	13 KARLSSON S	19 CLAAR F	22 PELLAS L	32 BERGENDAHL O	33 SANDELL L	0:04	0	0			
2 CARLSBOGARD J	13 KARLSSON S	19 CLAAR F	22 PELLAS L	24 GOTTFRIDSSON J	32 BERGENDAHL O	33 SANDELL L	0:04	0	0			
5 DARJ M	13 KARLSSON S	15 WANNE H	16 THULIN T	19 CLAAR F	23 LAGERGREN A	35 NILSSON A	0:03	0	0			
5 DARJ M	13 KARLSSON S	15 WANNE H	16 THULIN T	19 CLAAR F	33 SANDELL L	35 NILSSON A	0:02	0	0			
2 CARLSBOGARD J	13 KARLSSON S	15 WANNE H	16 THULIN T	24 GOTTFRIDSSON J	32 BERGENDAHL O	33 SANDELL L	0:02	0	0			

Score development										Time Played	G Diff.
5 DARJ M	12 PALICKA A	13 KARLSSON S	15 WANNE H	19 CLAAR F	23 LAGERGREN A	24 GOTTFRIDSSON J	3:34		+3		
12 PALICKA A	13 KARLSSON S	19 CLAAR F	22 PELLAS L	24 GOTTFRIDSSON J	32 BERGENDAHL O	33 SANDELL L	3:44		+3		
5 DARJ M	12 PALICKA A	13 KARLSSON S	19 CLAAR F	22 PELLAS L	24 GOTTFRIDSSON J	33 SANDELL L	0:48		+2		
2 CARLSBOGARD J	5 DARJ M	13 KARLSSON S	15 WANNE H	19 CLAAR F	33 SANDELL L	35 NILSSON A	0:15		+1		
5 DARJ M	13 KARLSSON S	19 CLAAR F	22 PELLAS L	24 GOTTFRIDSSON J	32 BERGENDAHL O	33 SANDELL L	0:36		+1		
2 CARLSBOGARD J	5 DARJ M	12 PALICKA A	13 KARLSSON S	22 PELLAS L	24 GOTTFRIDSSON J	33 SANDELL L	3:44		+1		
2 CARLSBOGARD J	5 DARJ M	12 PALICKA A	13 KARLSSON S	22 PELLAS L	23 LAGERGREN A	24 GOTTFRIDSSON J	11:54		+1		
5 DARJ M	13 KARLSSON S	15 WANNE H	16 THULIN T	19 CLAAR F	33 SANDELL L	35 NILSSON A	0:02		0		
2 CARLSBOGARD J	13 KARLSSON S	15 WANNE H	16 THULIN T	24 GOTTFRIDSSON J	32 BERGENDAHL O	33 SANDELL L	0:02		0		
5 DARJ M	13 KARLSSON S	15 WANNE H	16 THULIN T	19 CLAAR F	23 LAGERGREN A	35 NILSSON A	0:03		0		
5 DARJ M	12 PALICKA A	13 KARLSSON S	19 CLAAR F	22 PELLAS L	32 BERGENDAHL O	33 SANDELL L	0:04		0		
2 CARLSBOGARD J	13 KARLSSON S	19 CLAAR F	22 PELLAS L	24 GOTTFRIDSSON J	32 BERGENDAHL O	33 SANDELL L	0:04		0		
2 CARLSBOGARD J	5 DARJ M	11 PETTERSSON D	12 PALICKA A	22 PELLAS L	24 GOTTFRIDSSON J	33 SANDELL L	0:11		0		
2 CARLSBOGARD J	12 PALICKA A	13 KARLSSON S	19 CLAAR F	22 PELLAS L	24 GOTTFRIDSSON J	32 BERGENDAHL O	0:11		0		
2 CARLSBOGARD J	5 DARJ M	12 PALICKA A	19 CLAAR F	22 PELLAS L	24 GOTTFRIDSSON J	33 SANDELL L	0:16		0		
5 DARJ M	12 PALICKA A	19 CLAAR F	22 PELLAS L	23 LAGERGREN A	24 GOTTFRIDSSON J	33 SANDELL L	0:18		0		
5 DARJ M	12 PALICKA A	13 KARLSSON S	19 CLAAR F	22 PELLAS L	24 GOTTFRIDSSON J	32 BERGENDAHL O	0:18		0		
13 KARLSSON S	15 WANNE H	16 THULIN T	19 CLAAR F	32 BERGENDAHL O	33 SANDELL L	35 NILSSON A	0:18		0		
5 DARJ M	12 PALICKA A	13 KARLSSON S	15 WANNE H	19 CLAAR F	23 LAGERGREN A	35 NILSSON A	0:20		0		
2 CARLSBOGARD J	5 DARJ M	12 PALICKA A	13 KARLSSON S	19 CLAAR F	23 LAGERGREN A	24 GOTTFRIDSSON J	0:27		0		
2 CARLSBOGARD J	5 DARJ M	12 PALICKA A	13 KARLSSON S	19 CLAAR F	22 PELLAS L	32 BERGENDAHL O	0:29		0		
5 DARJ M	13 KARLSSON S	19 CLAAR F	22 PELLAS L	23 LAGERGREN A	24 GOTTFRIDSSON J	33 SANDELL L	0:49		0		
2 CARLSBOGARD J	5 DARJ M	13 KARLSSON S	15 WANNE H	19 CLAAR F	23 LAGERGREN A	35 NILSSON A	0:52		0		
12 PALICKA A	13 KARLSSON S	15 WANNE H	19 CLAAR F	24 GOTTFRIDSSON J	32 BERGENDAHL O	33 SANDELL L	1:04		0		
2 CARLSBOGARD J	5 DARJ M	13 KARLSSON S	15 WANNE H	16 THULIN T	19 CLAAR F	33 SANDELL L	1:09		0		
13 KARLSSON S	15 WANNE H	16 THULIN T	19 CLAAR F	24 GOTTFRIDSSON J	32 BERGENDAHL O	33 SANDELL L	1:30		0		
2 CARLSBOGARD J	13 KARLSSON S	15 WANNE H	19 CLAAR F	32 BERGENDAHL O	33 SANDELL L	35 NILSSON A	2:36		0		
2 CARLSBOGARD J	5 DARJ M	12 PALICKA A	13 KARLSSON S	15 WANNE H	23 LAGERGREN A	24 GOTTFRIDSSON J	4:54		0		
2 CARLSBOGARD J	5 DARJ M	12 PALICKA A	13 KARLSSON S	19 CLAAR F	22 PELLAS L	33 SANDELL L	0:50		-1		
2 CARLSBOGARD J	12 PALICKA A	19 CLAAR F	22 PELLAS L	24 GOTTFRIDSSON J	32 BERGENDAHL O	33 SANDELL L	1:13		-1		
2 CARLSBOGARD J	12 PALICKA A	13 KARLSSON S	15 WANNE H	19 CLAAR F	32 BERGENDAHL O	33 SANDELL L	1:18		-1		
2 CARLSBOGARD J	13 KARLSSON S	15 WANNE H	16 THULIN T	19 CLAAR F	32 BERGENDAHL O	33 SANDELL L	2:09		-1		



MEN'S EUROPEAN HANDBALL CHAMPIONSHIP
EHF EURO 2024



MEN'S EHF EURO 2024
 GERMANY
 10-28 JANUARY

SUN 28 JAN 2024
 Start Time: 15:00

Bronze Medal Match

Line-Up Analysis
 Match No: 64

Cologne

Attendance: 19.750

SWE 34 - 31 GER

SWE - Sweden

Score development							Time Played	G Diff.
2 CARLSBOGARD J	5 DARJ M	13 KARLSSON S	15 WANNE H	16 THULIN T	19 CLAAAR F	23 LAGERGREN A	2:28	-1
2 CARLSBOGARD J	12 PALICKA A	13 KARLSSON S	19 CLAAAR F	22 PELLAS L	32 BERGENDAHL O	33 SANDELL L	6:53	-1
2 CARLSBOGARD J	5 DARJ M	12 PALICKA A	13 KARLSSON S	15 WANNE H	19 CLAAAR F	23 LAGERGREN A	4:37	-3

Empty Net							Time Played	GF	GA
2 CARLSBOGARD J	13 KARLSSON S	15 WANNE H	19 CLAAAR F	32 BERGENDAHL O	33 SANDELL L	35 NILSSON A	2:36	2	2
2 CARLSBOGARD J	5 DARJ M	13 KARLSSON S	15 WANNE H	19 CLAAAR F	23 LAGERGREN A	35 NILSSON A	0:52	0	0
5 DARJ M	13 KARLSSON S	19 CLAAAR F	22 PELLAS L	23 LAGERGREN A	24 GOTTFRIDSSON J	33 SANDELL L	0:49	0	0
5 DARJ M	13 KARLSSON S	19 CLAAAR F	22 PELLAS L	24 GOTTFRIDSSON J	32 BERGENDAHL O	33 SANDELL L	0:36	1	0
2 CARLSBOGARD J	5 DARJ M	13 KARLSSON S	15 WANNE H	19 CLAAAR F	33 SANDELL L	35 NILSSON A	0:15	1	0
2 CARLSBOGARD J	13 KARLSSON S	19 CLAAAR F	22 PELLAS L	24 GOTTFRIDSSON J	32 BERGENDAHL O	33 SANDELL L	0:04	0	0

Line-Up Analysis

Match No: 64

Attendance: 19.750

SWE 34 - 31 GER

GER - Germany

Lineup efficiency							Time Played	GF	GA
4 GOLLA J	15 KNORR J	18 KÖSTER J	23 USCINS R	33 WOLFF A	36 MERTENS L	73 KASTENING T	7:43	9	2
4 GOLLA J	15 KNORR J	18 KÖSTER J	33 WOLFF A	36 MERTENS L	44 STEINERT C	73 KASTENING T	7:33	2	6
4 GOLLA J	18 KÖSTER J	23 USCINS R	33 WOLFF A	34 DAHMKE R	44 STEINERT C	80 KOHLBACHER J	7:31	2	4
4 GOLLA J	15 KNORR J	18 KÖSTER J	23 USCINS R	33 WOLFF A	34 DAHMKE R	44 STEINERT C	6:36	1	4
4 GOLLA J	15 KNORR J	18 KÖSTER J	33 WOLFF A	36 MERTENS L	44 STEINERT C	80 KOHLBACHER J	5:09	2	2
1 SPÄTH D	4 GOLLA J	18 KÖSTER J	25 HÄFNER K	34 DAHMKE R	44 STEINERT C	80 KOHLBACHER J	3:10	0	3
4 GOLLA J	18 KÖSTER J	23 USCINS R	33 WOLFF A	36 MERTENS L	44 STEINERT C	80 KOHLBACHER J	2:53	0	2
1 SPÄTH D	4 GOLLA J	18 KÖSTER J	20 WEBER P	25 HÄFNER K	34 DAHMKE R	44 STEINERT C	2:22	3	0
1 SPÄTH D	18 KÖSTER J	20 WEBER P	25 HÄFNER K	34 DAHMKE R	44 STEINERT C	80 KOHLBACHER J	2:22	2	0
4 GOLLA J	15 KNORR J	18 KÖSTER J	23 USCINS R	33 WOLFF A	36 MERTENS L	44 STEINERT C	1:57	0	0
4 GOLLA J	11 HEYMANN S	20 WEBER P	25 HÄFNER K	33 WOLFF A	34 DAHMKE R	44 STEINERT C	1:45	1	0
4 GOLLA J	11 HEYMANN S	15 KNORR J	33 WOLFF A	36 MERTENS L	44 STEINERT C	73 KASTENING T	1:27	2	2
15 KNORR J	18 KÖSTER J	23 USCINS R	33 WOLFF A	36 MERTENS L	44 STEINERT C	80 KOHLBACHER J	1:19	2	1
3 LICHTLEIN N	18 KÖSTER J	23 USCINS R	33 WOLFF A	36 MERTENS L	44 STEINERT C	80 KOHLBACHER J	1:09	2	0
1 SPÄTH D	4 GOLLA J	11 HEYMANN S	18 KÖSTER J	25 HÄFNER K	34 DAHMKE R	44 STEINERT C	0:54	0	2
1 SPÄTH D	4 GOLLA J	11 HEYMANN S	20 WEBER P	25 HÄFNER K	34 DAHMKE R	44 STEINERT C	0:53	0	1
4 GOLLA J	11 HEYMANN S	23 USCINS R	33 WOLFF A	34 DAHMKE R	44 STEINERT C	80 KOHLBACHER J	0:47	0	0
4 GOLLA J	20 WEBER P	23 USCINS R	33 WOLFF A	34 DAHMKE R	44 STEINERT C	80 KOHLBACHER J	0:46	1	0
4 GOLLA J	20 WEBER P	25 HÄFNER K	33 WOLFF A	34 DAHMKE R	44 STEINERT C	80 KOHLBACHER J	0:40	0	0
4 GOLLA J	18 KÖSTER J	20 WEBER P	23 USCINS R	33 WOLFF A	44 STEINERT C	80 KOHLBACHER J	0:37	0	1
4 GOLLA J	11 HEYMANN S	25 HÄFNER K	33 WOLFF A	34 DAHMKE R	44 STEINERT C	80 KOHLBACHER J	0:35	0	2
4 GOLLA J	11 HEYMANN S	18 KÖSTER J	25 HÄFNER K	33 WOLFF A	34 DAHMKE R	44 STEINERT C	0:34	0	1
4 GOLLA J	11 HEYMANN S	15 KNORR J	23 USCINS R	33 WOLFF A	36 MERTENS L	73 KASTENING T	0:31	0	0
4 GOLLA J	18 KÖSTER J	33 WOLFF A	36 MERTENS L	44 STEINERT C	73 KASTENING T	80 KOHLBACHER J	0:15	0	1
4 GOLLA J	18 KÖSTER J	20 WEBER P	23 USCINS R	33 WOLFF A	34 DAHMKE R	44 STEINERT C	0:12	1	0
4 GOLLA J	18 KÖSTER J	23 USCINS R	33 WOLFF A	44 STEINERT C	73 KASTENING T	80 KOHLBACHER J	0:06	0	0
4 GOLLA J	11 HEYMANN S	23 USCINS R	33 WOLFF A	44 STEINERT C	73 KASTENING T	80 KOHLBACHER J	0:06	0	0
4 GOLLA J	18 KÖSTER J	23 USCINS R	33 WOLFF A	34 DAHMKE R	44 STEINERT C	73 KASTENING T	0:04	1	0
4 GOLLA J	18 KÖSTER J	23 USCINS R	33 WOLFF A	36 MERTENS L	73 KASTENING T	80 KOHLBACHER J	0:04	0	0

Score development							Time Played	G Diff.
4 GOLLA J	15 KNORR J	18 KÖSTER J	23 USCINS R	33 WOLFF A	36 MERTENS L	73 KASTENING T	7:43	+7
1 SPÄTH D	4 GOLLA J	18 KÖSTER J	20 WEBER P	25 HÄFNER K	34 DAHMKE R	44 STEINERT C	2:22	+3
3 LICHTLEIN N	18 KÖSTER J	23 USCINS R	33 WOLFF A	36 MERTENS L	44 STEINERT C	80 KOHLBACHER J	1:09	+2
1 SPÄTH D	18 KÖSTER J	20 WEBER P	25 HÄFNER K	34 DAHMKE R	44 STEINERT C	80 KOHLBACHER J	2:22	+2
4 GOLLA J	18 KÖSTER J	23 USCINS R	33 WOLFF A	34 DAHMKE R	44 STEINERT C	73 KASTENING T	0:04	+1
4 GOLLA J	18 KÖSTER J	20 WEBER P	23 USCINS R	33 WOLFF A	34 DAHMKE R	44 STEINERT C	0:12	+1
4 GOLLA J	20 WEBER P	23 USCINS R	33 WOLFF A	34 DAHMKE R	44 STEINERT C	80 KOHLBACHER J	0:46	+1
15 KNORR J	18 KÖSTER J	23 USCINS R	33 WOLFF A	36 MERTENS L	44 STEINERT C	80 KOHLBACHER J	1:19	+1
4 GOLLA J	11 HEYMANN S	20 WEBER P	25 HÄFNER K	33 WOLFF A	34 DAHMKE R	44 STEINERT C	1:45	+1
4 GOLLA J	18 KÖSTER J	23 USCINS R	33 WOLFF A	36 MERTENS L	73 KASTENING T	80 KOHLBACHER J	0:04	0
4 GOLLA J	18 KÖSTER J	23 USCINS R	33 WOLFF A	44 STEINERT C	73 KASTENING T	80 KOHLBACHER J	0:06	0
4 GOLLA J	11 HEYMANN S	23 USCINS R	33 WOLFF A	44 STEINERT C	73 KASTENING T	80 KOHLBACHER J	0:06	0
4 GOLLA J	11 HEYMANN S	15 KNORR J	23 USCINS R	33 WOLFF A	36 MERTENS L	73 KASTENING T	0:31	0
4 GOLLA J	20 WEBER P	25 HÄFNER K	33 WOLFF A	34 DAHMKE R	44 STEINERT C	80 KOHLBACHER J	0:40	0
4 GOLLA J	11 HEYMANN S	23 USCINS R	33 WOLFF A	34 DAHMKE R	44 STEINERT C	80 KOHLBACHER J	0:47	0
4 GOLLA J	11 HEYMANN S	15 KNORR J	33 WOLFF A	36 MERTENS L	44 STEINERT C	73 KASTENING T	1:27	0
4 GOLLA J	15 KNORR J	18 KÖSTER J	23 USCINS R	33 WOLFF A	36 MERTENS L	44 STEINERT C	1:57	0
4 GOLLA J	15 KNORR J	18 KÖSTER J	33 WOLFF A	36 MERTENS L	44 STEINERT C	80 KOHLBACHER J	5:09	0
4 GOLLA J	18 KÖSTER J	33 WOLFF A	36 MERTENS L	44 STEINERT C	73 KASTENING T	80 KOHLBACHER J	0:15	-1
4 GOLLA J	11 HEYMANN S	18 KÖSTER J	25 HÄFNER K	33 WOLFF A	34 DAHMKE R	44 STEINERT C	0:34	-1
4 GOLLA J	18 KÖSTER J	20 WEBER P	23 USCINS R	33 WOLFF A	44 STEINERT C	80 KOHLBACHER J	0:37	-1
1 SPÄTH D	4 GOLLA J	11 HEYMANN S	20 WEBER P	25 HÄFNER K	34 DAHMKE R	44 STEINERT C	0:53	-1
4 GOLLA J	11 HEYMANN S	25 HÄFNER K	33 WOLFF A	34 DAHMKE R	44 STEINERT C	80 KOHLBACHER J	0:35	-2
1 SPÄTH D	4 GOLLA J	11 HEYMANN S	18 KÖSTER J	25 HÄFNER K	34 DAHMKE R	44 STEINERT C	0:54	-2
4 GOLLA J	18 KÖSTER J	23 USCINS R	33 WOLFF A	36 MERTENS L	44 STEINERT C	80 KOHLBACHER J	2:53	-2
4 GOLLA J	18 KÖSTER J	23 USCINS R	33 WOLFF A	34 DAHMKE R	44 STEINERT C	80 KOHLBACHER J	7:31	-2
1 SPÄTH D	4 GOLLA J	18 KÖSTER J	25 HÄFNER K	34 DAHMKE R	44 STEINERT C	80 KOHLBACHER J	3:10	-3
4 GOLLA J	15 KNORR J	18 KÖSTER J	23 USCINS R	33 WOLFF A	34 DAHMKE R	44 STEINERT C	6:36	-3
4 GOLLA J	15 KNORR J	18 KÖSTER J	33 WOLFF A	36 MERTENS L	44 STEINERT C	73 KASTENING T	7:33	-4

Legend:
G Diff. Goals Difference