

Start List

Match No: 58

SLO - ISL

Referees: ACCOTO MARTINS Roberto (POR) / ACCOTO MARTINS Daniel (POR) **EHF Supervisor:** SITSU Urmo (EST)
Reserve: SCHULZE Robert (GER) / TÖNNIES Tobias (GER) **Timekeeper:** LAURIN Astrid (SWE)
EHF Observer: TOGSTAD Øyvind (NOR) **Scorekeeper:** LAURIN Jesper (SWE)

SLO - Slovenia

| No. | Name | Pos. | Height m | Int. Matches | | Competition Statistics | | | | | | | | |
|------------------|-----------------------|------|-------------|-------------------|-----|------------------------|----|-----|----|------|----|---|-----|---|
| | | | | MP | G | MP | G | 7mG | YC | 2Min | RC | S | 7mS | |
| 1 | BAZNIK Jože | GK | 1.87 | 39 | 2 | 6 | | | | | | | 34 | |
| 16 | VUJOVIC Miljan | GK | 1.98 | 22 | 0 | 6 | | | | | | | 31 | 2 |
| 5 | HENIGMAN Nik | LB | 2.01 | 97 | 125 | 6 | 1 | | | 5 | | | | |
| 8 | JANC Blaž | RW | 1.86 | 132 | 505 | 6 | 33 | | | 2 | | | | |
| 14 | TAJNIK Domen | CB | 1.83 | 18 | 31 | 6 | 13 | | | | | | | |
| 19 | JOVICIC Staš Slatinek | LW | 1.89 | 55 | 119 | 6 | 14 | | | 3 | 1 | | | |
| 20 | KODRIN Tilen | LW | 1.92 | 115 | 203 | 6 | 10 | | 1 | 1 | | | | |
| 24 | MAKUC Andraž | LW | 1.86 | 9 | 28 | 5 | 15 | | | 2 | | | | |
| 27 | HORŽEN Kristjan | P | 1.92 | 74 | 124 | 6 | 23 | | 1 | 3 | | | | |
| 28 | GRMŠEK Timotej | RB | 1.94 | 13 | 11 | 6 | 2 | | | 1 | | | | |
| 30 | ČOKAN Tim | RW | 1.91 | 21 | 38 | 6 | 3 | | | | | | | |
| 35 | MAKUC Domen | CB | 1.88 | 44 | 153 | 6 | 43 | 11 | | 1 | | | | |
| 36 | GRBIC Lan | P | 1.94 | 8 | 3 | 2 | | | | | | | | |
| 51 | MACKOVŠEK Borut | LB | 2.03 | 164 | 421 | 6 | 12 | | 1 | 3 | | | | |
| 77 | NOVAK Domen | RW | 1.81 | 65 | 143 | 6 | 30 | 18 | | 1 | | | | |
| 95 | SUHOLEŽNIK Matic | P | 2.02 | 75 | 52 | 4 | 1 | | 1 | 1 | 1 | | | |
| (NN) | MLIVIC Tarik | LB | 1.95 | 9 | 27 | 1 | | | | | | | | |
| (NN) | ZABIC Stefan | P | 2.03 | 22 | 12 | 6 | | | | | 1 | | | |
| Headcoach | ZORMAN Uroš | | | Bench/Team | | | | | 3 | 1 | 1 | | | |

| SLO Played | | |
|------------|-----|--------|
| PR | MNE | 41-40 |
| PR | SUI | 38-35 |
| PR | FAR | 30-27 |
| MR | SWE | 31-35 |
| MR | HUN | 35-32 |
| MR | CRO | 25-29 |
| MR | ISL | 28 JAN |

ISL - Iceland

| No. | Name | Pos. | Height m | Int. Matches | | Competition Statistics | | | | | | | | |
|------------------|---------------------------|------|-------------|-------------------|-----|------------------------|----|-----|----|------|----|---|-----|---|
| | | | | MP | G | MP | G | 7mG | YC | 2Min | RC | S | 7mS | |
| 1 | GUSTAVSSON Björgvin Páll | GK | 1.93 | 293 | 26 | 6 | | | | | | | 4 | |
| 16 | HALLGRÍMSSON Víktor Gísli | GK | 2.04 | 80 | 2 | 6 | | | | | | | 58 | 6 |
| 2 | RÍKHARÐSSON Óðinn | RW | 1.83 | 64 | 200 | 6 | 22 | | | | | | | |
| 3 | SMÁRASON Janus Daði | CB | 1.84 | 106 | 194 | 6 | 17 | | | 5 | | | | |
| 7 | KRISTJÁNSSON Viggó | RB | 1.87 | 79 | 246 | 6 | 27 | 11 | | | | | | |
| 8 | ELISSON Bjarki Már | LW | 1.90 | 134 | 438 | 6 | 12 | | | | | | | |
| 10 | KRISTJÁNSSON Gísli | CB | 1.91 | 81 | 195 | 6 | 24 | | | 1 | | | | |
| 11 | GÍSLASON Ymir Örn | P | 1.96 | 114 | 48 | 6 | | | 2 | 5 | 1 | | | |
| 14 | MAGNÚSSON Ómar Ingi | RB | 1.86 | 100 | 371 | 6 | 30 | 16 | 1 | 2 | | | | |
| 15 | GUNNARSSON Thorsteinn Leó | LB | 2.08 | 22 | 39 | 3 | | | | | | | | |
| 18 | VIÐARSSON Elliði | P | 1.94 | 70 | 157 | 6 | 19 | | | 3 | | | | |
| 19 | THORKESSON Örrí Freyr | LW | 1.84 | 38 | 131 | 6 | 25 | 5 | | | | | | |
| 21 | ARNARSSON Arnar | P | 2.01 | 113 | 119 | 6 | 4 | | | | | | | |
| 24 | EINARSSON Teitur Örn | RB | 1.90 | 54 | 47 | 6 | 1 | | | | | | | |
| 25 | THRÁSTARSON Haukur | CB | 1.93 | 53 | 74 | 6 | 10 | | | | | | | |
| 27 | ÓLAFSSON Einar | LB | 2.00 | 31 | 8 | 4 | 1 | | | | | | | |
| (NN) | ASGEIRSSON Elvar | CB | 1.94 | 0 | 0 | | | | | | | | | |
| (NN) | RUNARSSON Andri Már | CB | 1.88 | 10 | 9 | 2 | 1 | | | | | | | |
| Headcoach | GUDJÓNSSON Snorri Steinn | | | Bench/Team | | | | | 3 | | | | | |

| ISL Played | | |
|------------|-----|--------|
| PR | ITA | 39-26 |
| PR | POL | 31-23 |
| PR | HUN | 24-23 |
| MR | CRO | 29-30 |
| MR | SWE | 35-27 |
| MR | SUI | 38-38 |
| MR | SLO | 28 JAN |

Notes:
 Players below the bold line are not playing in this match.

Legend:

| | | | | | | | |
|------|--|------|----------------------|-----|---------------|-----|---------------|
| (NN) | Not nominated | 2Min | 2-Minute Suspensions | 7mG | 7-metre Goals | 7mS | 7-metre Saves |
| CB | Centre Back | G | Goals | GK | Goalkeeper | LB | Left Back |
| LW | Left Wing | MP | Matches Played | MR | Main Round | P | Line Player |
| Pos | Position | PR | Preliminary Round | RB | Right Back | S | Saves |
| RC | Red Cards (Direct and after 3rd 2-Minute Suspension) | | | RW | Right Wing | | |
| YC | Yellow Cards | | | | | | |

OFFICIAL PARTNERS



EHF PARTNERS



NATIONAL SUPPLIERS



WED 28 JAN 2026
Start Time: 15:30

Main Round Group II

Results

Match No: 58

SLO 31 - 39 ISL

(16 - 18) (15 - 21)

Referees: ACCOTO MARTINS Roberto (POR) / ACCOTO MARTINS Daniel (POR)

Slovenia

Coach: ZORMAN Uros

YC/RC Bench Officials: 1/0 Time outs: 3

| No. | Name | Total | | Goals / Shots | | | | | | Punishments | | | TP | | | |
|-----------------|-----------------------|-------|-----|---------------|------|------|-----|-----|-----|-------------|------|----|-----|----|----|-------|
| | | G/S | % | 7m | 6m | Wing | BT | FB | FTO | 9m | EG | YC | | RC | 2M | |
| 1 | BAZNIK Joze | | | | | | | | | | | | | | | |
| 5 | HENIGMAN Nik | | | | | | | | | | | | | | | 5:15 |
| 8 | JANC Blaz | 6/12 | 50 | | 2/2 | | | | 2/4 | | | | | | 1 | 49:35 |
| 14 | TAJNIK Domen | | | | | | | | | | | | | | | 18:10 |
| 16 | VUJOVIC Miljan | | | | | | | | | | | | | | | 53:55 |
| 19 | JOVICIC Stas Slatinek | 0/1 | 0 | | 0/1 | | | | | | | | | 1 | | 36:45 |
| 20 | KODRIN Tilen | 1/2 | 50 | | 0/1 | 1/1 | | | | | | | | | | 23:07 |
| 24 | MAKUC Andraz | 3/3 | 100 | | | | | 1/1 | | | | | 2/2 | | | 20:05 |
| 27 | HORZEN Kristjan | 7/7 | 100 | | 7/7 | | | | | | | | | | | 32:41 |
| 28 | GRMSEK Timotej | | | | | | | | | | | | | | | 14:02 |
| 30 | COKAN Tim | | | | | | | | | | | | | | | |
| 35 | MAKUC Domen | 5/8 | 63 | | | | | 1/1 | | | 4/7 | | | | | 55:10 |
| 36 | GRBIC Lan | | | | | | | | | | | | | | | 3:16 |
| 51 | MACKOVSEK Borut | | | | | | | | | | | | | | 1 | 29:18 |
| 77 | NOVAK Domen | 9/9 | 100 | 8/8 | | 1/1 | | | | | | | | | | 50:51 |
| 95 | SUHOLEZNIK Matic | 0/2 | 0 | | 0/2 | | | | | | | | | | 2 | 17:50 |
| Bench Officials | | | | | | | | | | | | | 1 | | 1 | |
| Totals | | 31/44 | 70 | 8/8 | 9/13 | 2/2 | 4/6 | | | | 8/15 | | | 1 | 6 | 60:00 |

| No. | Name | Total | | Saves / Shots | | | | | | | | | | | | |
|--------|----------------|-------|----|---------------|------|------|------|-----|-----|-----|--|--|--|--|--|--|
| | | S/S | % | 7m | 6m | Wing | BT | FB | FTO | 9m | | | | | | |
| 1 | BAZNIK Joze | | | | | | | | | | | | | | | |
| 16 | VUJOVIC Miljan | 13/50 | 26 | 1/3 | 3/10 | 2/8 | 5/13 | 0/7 | 0/4 | 2/5 | | | | | | |
| | EG | 2 | | | | | | | | | | | | | | |
| Totals | | 13/52 | 25 | 1/3 | 3/10 | 2/8 | 5/13 | 0/7 | 0/4 | 2/5 | | | | | | |

Iceland

Coach: GUDJONSSON Snorri Steinn

YC/RC Bench Officials: 1/0 Time outs: 2

| No. | Name | Total | | Goals / Shots | | | | | | Punishments | | | TP | | | |
|-----------------|---------------------------|-------|-----|---------------|------|------|------|-----|-----|-------------|-----|----|-----|----|----|-------|
| | | G/S | % | 7m | 6m | Wing | BT | FB | FTO | 9m | EG | YC | | RC | 2M | |
| 1 | GUSTAVSSON Bjorgvin Pall | | | | | | | | | | | | | | | 0:31 |
| 2 | RIKHARDSSON Odinn | 7/9 | 78 | | 1/2 | 4/5 | | | 2/2 | | | | | | | 53:38 |
| 3 | SMARASON Janus Dadi | 3/5 | 60 | | | | 0/2 | | 1/1 | 2/2 | | | | | | 52:55 |
| 7 | KRISTJANSSON Viggó | 1/4 | 25 | 0/1 | | | 0/1 | 1/1 | | 0/1 | | | | | 1 | 5:37 |
| 8 | ELISSON Bjarki Mar | 3/5 | 60 | | 0/1 | 1/2 | | | 2/2 | | | | | | 1 | 16:59 |
| 10 | KRISTJANSSON Gisli | 2/3 | 67 | | | | | 2/2 | | 0/1 | | | | | 1 | 28:35 |
| 11 | GISLASON Ymir Orn | | | | | | | | | | | | | | 1 | 34:03 |
| 14 | MAGNUSSON Omar Ingi | 7/9 | 78 | 2/2 | | | 5/7 | | | | | | | | | 52:34 |
| 15 | GUNNARSSON Thorsteinn Leo | | | | | | | | | | | | | | | |
| 16 | HALLGRIMSSON Viktor Gisli | | | | | | | | | | | | | | | 55:37 |
| 18 | VIDARSSON Ellidi | 8/9 | 89 | | 5/6 | | | | 1/1 | 1/1 | | | 1/1 | | 1 | 47:09 |
| 19 | THORKESSON Orri Freyr | 4/6 | 67 | | 0/1 | 1/2 | | | 2/2 | | | | 1/1 | | | 41:04 |
| 21 | ARNARSSON Arnar | 1/1 | 100 | | 1/1 | | | | | | | | | | | 6:34 |
| 24 | EINARSSON Teitur Orn | 1/1 | 100 | | | | | | 1/1 | | | | | | | 2:08 |
| 25 | THRASTARSON Haukur | 2/5 | 40 | | | | | 1/2 | | | 1/3 | | | | | 8:54 |
| 27 | OLAFSSON Einar | | | | | | | | | | | | | | | 3:42 |
| Bench Officials | | | | | | | | | | | | | 1 | | | |
| Totals | | 39/57 | 68 | 2/3 | 7/11 | 6/9 | 8/14 | 7/7 | 4/4 | 3/7 | 2/2 | | 1 | | 5 | 60:00 |

| No. | Name | Total | | Saves / Shots | | | | | | | | | | | | |
|--------|---------------------------|-------|----|---------------|------|------|-----|----|-----|----|------|--|--|--|--|--|
| | | S/S | % | 7m | 6m | Wing | BT | FB | FTO | 9m | | | | | | |
| 1 | GUSTAVSSON Bjorgvin Pall | 0/2 | 0 | 0/2 | | | | | | | | | | | | |
| 16 | HALLGRIMSSON Viktor Gisli | 8/37 | 22 | 0/6 | 2/11 | 0/2 | 1/5 | | | | 5/13 | | | | | |
| Totals | | 8/39 | 21 | 0/8 | 2/11 | 0/2 | 1/5 | | | | 5/13 | | | | | |

Attacks

| Team: | All | | Player Majority | | Player Minority | | Position Attacks | | FB | | Ind. FB | | Team FB | | Att. Dur. (min) | Turnover | | |
|-------|--------|----|-----------------|----|-----------------|----|------------------|----|--------|----|---------|---|---------|----|-----------------|----------|----|------|
| | G/Att. | % | G/Att. | % | G/Att. | % | G/Att. | % | G/Att. | % | G/Att. | % | G/Att. | % | | All | % | TOFB |
| SLO | 31/59 | 53 | 6/9 | 67 | 3/8 | 38 | 31/58 | 53 | 0/1 | 0 | | | 0/1 | 0 | 0:31 | 17 | 29 | 1 |
| ISL | 39/59 | 66 | 6/10 | 60 | 3/5 | 60 | 26/45 | 58 | 7/8 | 88 | | | 7/8 | 88 | 0:29 | 3 | 5 | 1 |

Malmö
Attendance: 2.871

RUNNING SCORE

| SLO - ISL | |
|-----------|------------|
| 1st Half | |
| JANC B | 1 (2) 0 |
| MAKUC D | 2 (3) 1 |
| JANC B | 3 (7) 3 |
| HORZEN K | 4 (9) 4 |
| NOVAK D | 5 (10) 5 |
| JANC B | 6 (11) 6 |
| NOVAK D | 7 (12) 7 |
| MAKUC D | 8 (13) 8 |
| HORZEN K | 9 (14) 9 |
| NOVAK D | 10 (15) 10 |
| NOVAK D | 11 (16) 11 |
| NOVAK D | 12 (17) 12 |
| MAKUC D | 13 (18) 13 |
| NOVAK D | 14 (19) 14 |
| NOVAK D | 15 (20) 15 |
| NOVAK D | 16 (21) 16 |
| NOVAK D | 17 (22) 17 |
| NOVAK D | 18 (23) 18 |
| NOVAK D | 19 (24) 19 |
| NOVAK D | 20 (25) 20 |
| NOVAK D | 21 (26) 21 |
| NOVAK D | 22 (27) 22 |
| NOVAK D | 23 (28) 23 |
| NOVAK D | 24 (29) 24 |
| NOVAK D | 25 (30) 25 |

| 2nd Half | |
|----------|------------|
| MAKUC D | 26 (31) 26 |
| HORZEN K | 27 (32) 27 |
| NOVAK D | 28 (33) 28 |
| NOVAK D | 29 (34) 29 |
| HORZEN K | 30 (35) 30 |
| NOVAK D | 31 (36) 31 |
| HORZEN K | 32 (37) 32 |
| NOVAK D | 33 (38) 33 |
| NOVAK D | 34 (39) 34 |
| NOVAK D | 35 (40) 35 |
| NOVAK D | 36 (41) 36 |
| NOVAK D | 37 (42) 37 |
| NOVAK D | 38 (43) 38 |
| NOVAK D | 39 (44) 39 |
| NOVAK D | 40 (45) 40 |
| NOVAK D | 41 (46) 41 |
| NOVAK D | 42 (47) 42 |
| NOVAK D | 43 (48) 43 |
| NOVAK D | 44 (49) 44 |
| NOVAK D | 45 (50) 45 |
| NOVAK D | 46 (51) 46 |
| NOVAK D | 47 (52) 47 |
| NOVAK D | 48 (53) 48 |
| NOVAK D | 49 (54) 49 |
| NOVAK D | 50 (55) 50 |
| NOVAK D | 51 (56) 51 |
| NOVAK D | 52 (57) 52 |
| NOVAK D | 53 (58) 53 |
| NOVAK D | 54 (59) 54 |
| NOVAK D | 55 (60) 55 |

OFFICIAL PARTNERS



EHF PARTNERS



NATIONAL SUPPLIERS



Results

Malmö

Match No: 58

Attendance: 2.871

| | | | | | | | |
|----------------|--|-----|----------------------|-----|-----------------------|------|----------------|
| Legend: | | | | | | | |
| % | Efficiency | 2M | 2-Minute Suspensions | 7m | 7-metre Penalty Shots | 9m | 9-metre Shots |
| Att. Dur. | Average Attack Duration | BT | Breakthroughs | FB | Fast Breaks | FTO | Fast Throw off |
| G/Att. | Goals/Attacks | G/S | Goals/Shots | No. | Uniform Number | | |
| RC | Red Cards (Direct and after Third 2-Minute Suspension) | | | S/S | Saves/Shots | | |
| TOFB | Turnover during Fast Breaks | | | TP | Time Played | Wing | Wing Shots |

OFFICIAL PARTNERS



EHF PARTNERS



NATIONAL SUPPLIERS



Main Round Group II

Malmö

Match No: 58

SLO 31 - 39 ISL

(16 - 18) (15 - 21)

Referees: ACCOTO MARTINS Roberto (POR) / ACCOTO MARTINS Daniel (POR)

SLO - Slovenia

Coach: ZORMAN Uros

YC/RC Bench Officials:1/0 Time outs: 3

| No. | Name | Total | | All Goals / Shots | | | | | | | Punishments | | | | Offence | | | Defence | | | TP | | | |
|------------|-----------------------|-------|-----|-------------------|-----|------|------|-----|----|-----|-------------|----|------|----|---------|-----|----|---------|-------|--------|----|----|----|-------|
| | | G/S | % | 7m | 7m% | 6m | Wing | BT | FB | FTO | 9m | EG | YC | RC | 2M | 2+2 | AS | R7 | TO/TF | ST | | BS | P7 | |
| 1 | BAZNIK Joze | | | | | | | | | | | | | | | | | | | | | | | 5:15 |
| 5 | HENIGMAN Nik | | | | | | | | | | | | | | | | | | | | | | | 49:35 |
| 8 | JANC Blaz | 6/12 | 50 | | | 2/2 | | | | | | | | 1 | | | 5 | 1 | 2 / 1 | | | | | 18:10 |
| 14 | TAJNIK Domen | | | | | | | | | | | | | | | | | | 2 | | | | | 53:55 |
| 16 | VUJOVIC Miljan | | | | | | | | | | | | | | | | | | | | | | | 23:07 |
| 19 | JOVICIC Stas Slatinek | 0/1 | 0 | | | 0/1 | | | | | | | | 1 | | | | | / 1 | | | | 1 | 20:05 |
| 20 | KODRIN Tilen | 1/2 | 50 | | | 0/1 | 1/1 | | | | | | | | | | 1 | 1 | | | | | | 32:41 |
| 24 | MAKUC Andraz | 3/3 | 100 | | | | | | | 1/1 | | | | | | | 1 | 1 | 3 | | | | | 14:02 |
| 27 | HORZEN Kristjan | 7/7 | 100 | | | 7/7 | | | | | | | | | | | 1 | 1 | / 1 | | | | | 55:10 |
| 28 | GRMSEK Timotej | | | | | | | | | | | | | | | | | | | | | | | 3:16 |
| 30 | COKAN Tim | | | | | | | | | | | | | | | | | | | | | | | 29:18 |
| 35 | MAKUC Domen | 5/8 | 63 | | | | | | | 1/1 | | | | | | | 9 | 4 | 2 / 3 | | | | 1 | 50:51 |
| 36 | GRBIC Lan | | | | | | | | | | | | | | | | | | | | | | | 17:50 |
| 51 | MACKOVSEK Borut | | | | | | | | | | | | | | | | | | | | | | | 17:50 |
| 77 | NOVAK Domen | 9/9 | 100 | 8/8 | 100 | | | 1/1 | | | | | | | | | | | | | | | | 17:50 |
| 95 | SUHOLEZNIK Matic | 0/2 | 0 | | | 0/2 | | | | | | | | | | | | | | | | | | 17:50 |
| Bench/Team | | | | | | | | | | | | | | 1 | | 1 | | | | | | | | |
| Totals | | 31/44 | 70 | 8/8 | 100 | 9/13 | 2/2 | 4/6 | | | | | 8/15 | | | 1 | 6 | 17 | 8 | 11 / 6 | | | | 3 |

| No. | Name | Total | | All Saves / Shots | | | | | | | | | | | | | | | | | | | | |
|--------|----------------|-------|----|-------------------|------|------------|------|------|-----|------|-----|-----|-----|-----|--|--|--|--|--|--|--|--|--|--|
| | | S/S | % | 7m | 7m% | Near Shots | | | | | FB | FTO | 9m | 9m% | | | | | | | | | | |
| | | | | All | All% | 6m | Wing | BT | | | | | | | | | | | | | | | | |
| 1 | BAZNIK Joze | | | | | | | | | | | | | | | | | | | | | | | |
| 16 | VUJOVIC Miljan | 13/50 | 26 | 1/3 | 33 | 10/31 | 32 | 3/10 | 2/8 | 5/13 | 0/7 | 0/4 | 2/5 | 40 | | | | | | | | | | |
| EG | | 2 | | | | | | | | | | | | | | | | | | | | | | |
| Totals | | 13/52 | 25 | 1/3 | 33 | 10/31 | 32 | 3/10 | 2/8 | 5/13 | 0/7 | 0/4 | 2/5 | 40 | | | | | | | | | | |

Attacks

| Team | All | | Player Majority | | Player Minority | | Position Attacks | | FB | | Ind. FB | | Team FB | | Att. Dur. (min) | Turnover | | |
|------|--------|----|-----------------|----|-----------------|----|------------------|----|--------|---|---------|---|---------|---|-----------------|----------|----|------|
| | G/Att. | % | G/Att. | % | G/Att. | % | G/Att. | % | G/Att. | % | G/Att. | % | G/Att. | % | | All | % | TOFB |
| SLO | 31/59 | 53 | 6/9 | 67 | 3/8 | 38 | 31/58 | 53 | 0/1 | 0 | | | 0/1 | 0 | 0:31 | 17 | 29 | 1 |

Team Shots

| | Goals | Saves | Missed | Post | Blocked | Total | G/S % | Prop % |
|-------------------|-------|-------|--------|------|---------|--------|---------|--------|
| 6m Shots | 9 | 2 | 1 | 1 | | 13 | 69 | 30 |
| Wing Shots | 2 | | | | | 2 | 100 | 5 |
| L R | 1 1 | | | | | 1 1 | 100 100 | 2 2 |
| 9m Shots | 8 | 5 | | 1 | 1 | 15 | 53 | 34 |
| L C R | 2 6 | 5 | | 1 | 1 | 3 11 1 | 67 55 0 | 7 25 2 |
| 7m Penalty Throws | 8 | | | | | 8 | 100 | 18 |
| Fast Breaks | | | | | | | | 0 |
| Breakthroughs | 4 | 1 | 1 | | | 6 | 67 | 14 |
| Fast Throw Offs | | | | | | | | 0 |
| Empty Goals | | | | | | | | 0 |
| Totals | 31 | 8 | 2 | 2 | 1 | 44 | 70 | 100 |

| Legend: | | | |
|-----------|--|--------|--------------------------|
| % | Efficiency | 2M | 2-Minute Suspensions |
| 9m | 9-metre Shots | AS | Assists |
| C | Center | EG | Empty Goal |
| G/S | Goals/Shots | Ind. | Individual |
| R7 | Received 7-metre Fouls | R | Right |
| ST | Steals | TO/TF | Turnover/Technical Fouls |
| Wing | Wing Shots | YC | Yellow Cards |
| 2+2 | 2+2 Minute Suspensions | 6m | 6-metre Shots |
| Att. Dur. | Average Attack Duration | BS | Blocked Shots |
| FB | Fast Breaks | FTO | Fast Throw off |
| L | Left | P7 | Penalty 7-metre Fouls |
| RC | Red Cards (Direct and after 3rd 2-Minute Suspension) | Prop % | Proportion of Shots |
| TOFB | Turnover during Fast Breaks | S/S | Saves/Shots |
| | | TP | Time Played |

OFFICIAL PARTNERS



EHF PARTNERS



NATIONAL SUPPLIERS



Main Round Group II

Malmö

Match Team Statistics


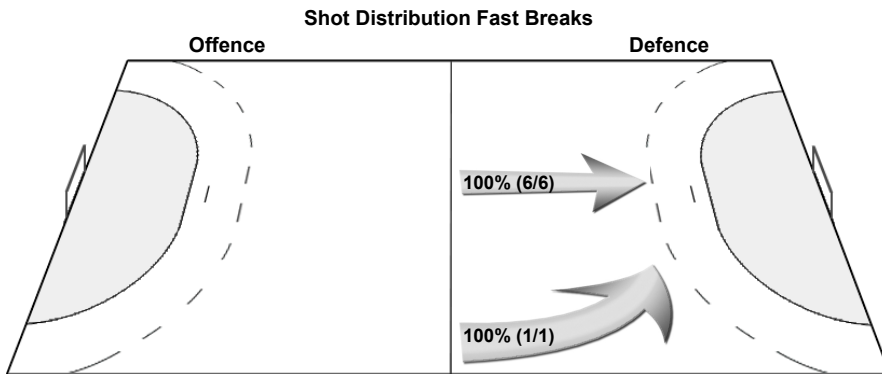
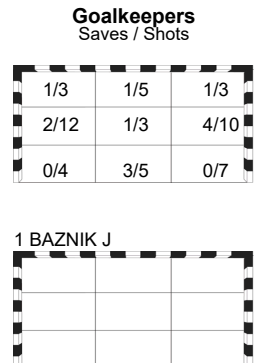
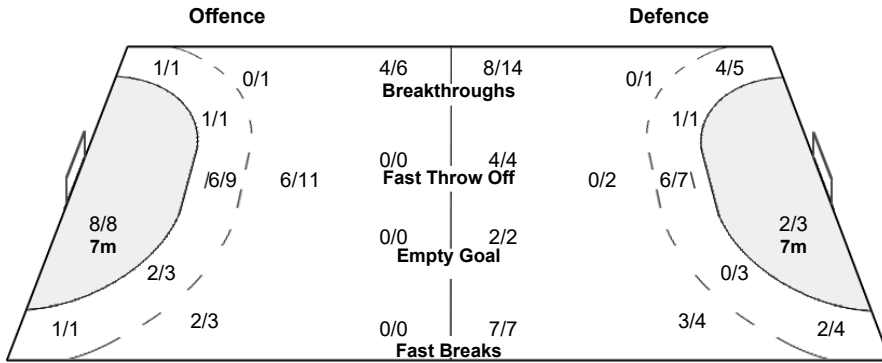

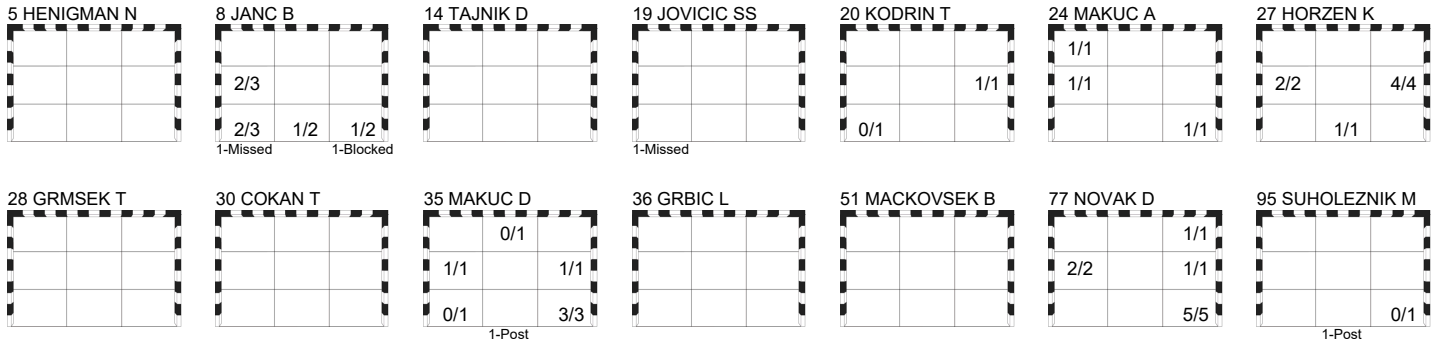
Match No: 58

SLO 31 - 39 ISL
(16 - 18) (15 - 21)

Referees: ACCOTO MARTINS Roberto (POR) / ACCOTO MARTINS Daniel (POR)

SLO - Slovenia

Overview of Shot Distribution



OFFICIAL PARTNERS



EHF PARTNERS



NATIONAL SUPPLIERS



Match Team Statistics

Malmö

Match No: 58

SLO 31 - 39 ISL

(16 - 18) (15 - 21)

Referees: ACCOTO MARTINS Roberto (POR) / ACCOTO MARTINS Daniel (POR)

ISL - Iceland

Coach: GUDJONSSON Snorri Steinn

YC/RC Bench Officials:1/0 Time outs: 2

| No. | Name | Total | | All Goals / Shots | | | | | | | | Punishments | | | | Offence | | | Defence | | | TP | |
|------------|---------------------------|-------|-----|-------------------|-----|------|------|------|-----|-----|-----|-------------|-----|-----|----|---------|----|----|---------|-----|----|----|-------|
| | | G/S | % | 7m | 7m% | 6m | Wing | BT | FB | FTO | 9m | EG | YC | RC | 2M | 2+2 | AS | R7 | TO/TF | ST | BS | | P7 |
| 1 | GUSTAVSSON Björgvin Páll | | | | | | | | | | | | | | | | | | | | | | 0:31 |
| 2 | RIKHARDSSON Ódinn | 7/9 | 78 | | | 1/2 | 4/5 | | | 2/2 | | | | | | | 2 | 1 | / 1 | | | | 53:38 |
| 3 | SMARASON Janus Dadi | 3/5 | 60 | | | | | 0/2 | | 1/1 | 2/2 | | | | | | 7 | | | 3 | | | 52:55 |
| 7 | KRISTJANSSON Viggó | 1/4 | 25 | 0/1 | 0 | | | 0/1 | 1/1 | | 0/1 | | | 1 | | 1 | | | | | | | 5:37 |
| 8 | ELISSON Bjarki Már | 3/5 | 60 | | | 0/1 | 1/2 | | | 2/2 | | | | 1 | | | | | | | | | 16:59 |
| 10 | KRISTJANSSON Gísli | 2/3 | 67 | | | | | | | 2/2 | | | 0/1 | | | 1 | | 5 | 1 | | | 1 | 28:35 |
| 11 | GISLASON Ymir Örn | | | | | | | | | | | | | | | 1 | | 1 | | | | 3 | 34:03 |
| 14 | MAGNUSSON Omar Ingi | 7/9 | 78 | 2/2 | 100 | | | | | 5/7 | | | | | | 5 | 1 | | | 1 | | 2 | 52:34 |
| 15 | GUNNARSSON Thorsteinn Leó | | | | | | | | | | | | | | | | | | | | | | |
| 16 | HALLGRIMSSON Viktor Gísli | | | | | | | | | | | | | | | | | | | | | | 55:37 |
| 18 | VIDARSSON Elliði | 8/9 | 89 | | | 5/6 | | | | 1/1 | 1/1 | | | 1/1 | | 1 | | 2 | / 1 | | 1 | 1 | 47:09 |
| 19 | THORKESSON Orri Freyr | 4/6 | 67 | | | 0/1 | 1/2 | | | 2/2 | | | | 1/1 | | | | | | 1 | | | 41:04 |
| 21 | ARNARSSON Arnar | 1/1 | 100 | | | 1/1 | | | | | | | | | | | | | / 1 | | | | 6:34 |
| 24 | EINARSSON Teitur Örn | 1/1 | 100 | | | | | | | 1/1 | | | | | | | | | | | | | 2:08 |
| 25 | THRASTARSON Haukur | 2/5 | 40 | | | | | | | 1/2 | | | 1/3 | | | | | | | | | 1 | 8:54 |
| 27 | OLAFSSON Einar | | | | | | | | | | | | | | | | | | | | | | 3:42 |
| Bench/Team | | | | | | | | | | | | | | 1 | | | | | | | | | |
| Totals | | 39/57 | 68 | 2/3 | 67 | 7/11 | 6/9 | 8/14 | 7/7 | 4/4 | 3/7 | 2/2 | | 1 | | 5 | | 23 | 3 | / 3 | 5 | 1 | 8 |

| No. | Name | Total | | All Saves / Shots | | | | | | | | | |
|--------|---------------------------|-------|----|-------------------|------|------------|------|------|-----|-----|----|------|----|
| | | S/S | % | 7m | 7m% | Near Shots | | | FB | FTO | 9m | 9m% | |
| | | | | All | All% | 6m | Wing | BT | | | | | |
| 1 | GUSTAVSSON Björgvin Páll | 0/2 | 0 | 0/2 | 0 | | | | | | | | |
| 16 | HALLGRIMSSON Viktor Gísli | 8/37 | 22 | 0/6 | 0 | 3/18 | 17 | 2/11 | 0/2 | 1/5 | | 5/13 | 38 |
| Totals | | 8/39 | 21 | 0/8 | 0 | 3/18 | 17 | 2/11 | 0/2 | 1/5 | | 5/13 | 38 |

Attacks

| Team | All | | Player Majority | | Player Minority | | Position Attacks | | FB | | Ind. FB | | Team FB | | Att. Dur. (min) | Turnover | | |
|------|--------|----|-----------------|----|-----------------|----|------------------|----|--------|----|---------|---|---------|----|-----------------|----------|---|------|
| | G/Att. | % | G/Att. | % | G/Att. | % | G/Att. | % | G/Att. | % | G/Att. | % | G/Att. | % | | All | % | TOFB |
| ISL | 39/59 | 66 | 6/10 | 60 | 3/5 | 60 | 26/45 | 58 | 7/8 | 88 | | | 7/8 | 88 | 0:29 | 3 | 5 | 1 |

Team Shots

| | Goals | Saves | Missed | Post | Blocked | Total | G/S % | Prop % |
|-------------------|-------|-------|--------|------|---------|-------|--------|--------|
| 6m Shots | 7 | 3 | 1 | | | 11 | 64 | 19 |
| Wing Shots | 6 | 2 | 1 | | | 9 | 67 | 16 |
| L R | 2 4 | 1 1 | 1 | | | 4 5 | 50 80 | 7 9 |
| 9m Shots | 3 | 2 | 1 | 1 | | 7 | 43 | 12 |
| L C R | 3 | 1 1 | 1 | 1 | | 4 2 1 | 75 0 0 | 7 4 2 |
| 7m Penalty Throws | 2 | 1 | | | | 3 | 67 | 5 |
| Fast Breaks | 7 | | | | | 7 | 100 | 12 |
| Breakthroughs | 8 | 5 | | 1 | | 14 | 57 | 25 |
| Fast Throw Offs | 4 | | | | | 4 | 100 | 7 |
| Empty Goals | 2 | | | | | 2 | 100 | 4 |
| Totals | 39 | 13 | 3 | 2 | | 57 | 68 | 100 |

Legend:

| | | | | | | | | | |
|------|------------------------|-------|---------------------------|-----------|--|-----|-----------------------|--------|-----------------------|
| % | Efficiency | 2M | 2-Minute Suspensions | 2+2 | 2+2 Minute Suspensions | 6m | 6-metre Shots | 7m | 7-metre Penalty Shots |
| 9m | 9-metre Shots | AS | Assists | Att. Dur. | Average Attack Duration | BS | Blocked Shots | BT | Breakthroughs |
| C | Center | EG | Empty Goal | FB | Fast Breaks | FTO | Fast Throw off | G/Att. | Goals/Attacks |
| G/S | Goals/Shots | Ind. | Individual | L | Left | P7 | Penalty 7-metre Fouls | Prop % | Proportion of Shots |
| R7 | Received 7-metre Fouls | R | Right | RC | Red Cards (Direct and after 3rd 2-Minute Suspension) | S/S | Saves/Shots | TP | Time Played |
| ST | Steals | TO/TF | Turnover/Technical Faults | TOFB | Turnover during Fast Breaks | | | | |
| Wing | Wing Shots | YC | Yellow Cards | | | | | | |

OFFICIAL PARTNERS



EHF PARTNERS



NATIONAL SUPPLIERS



Main Round Group II

Match Team Statistics

Malmö

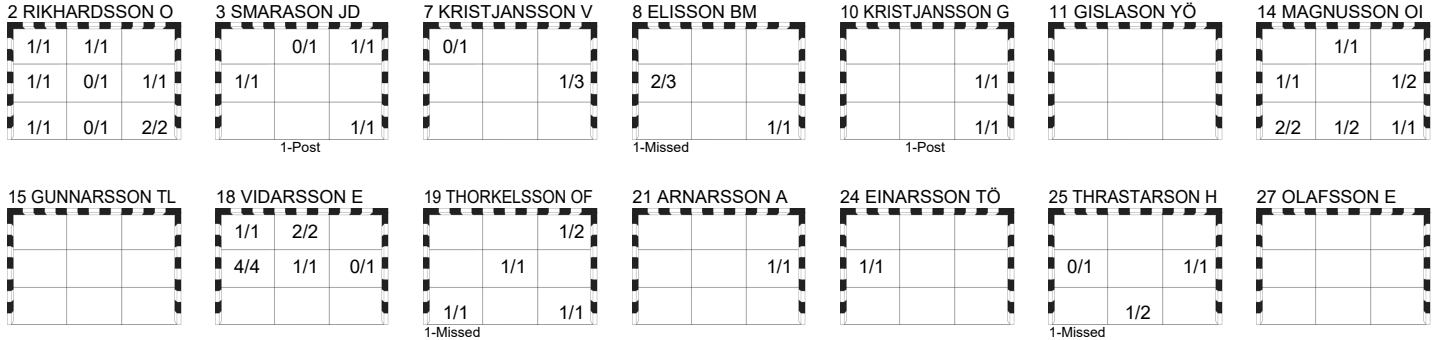
Match No: 58

SLO 31 - 39 ISL
(16 - 18) (15 - 21)

Referees: ACCOTO MARTINS Roberto (POR) / ACCOTO MARTINS Daniel (POR)

ISL - Iceland

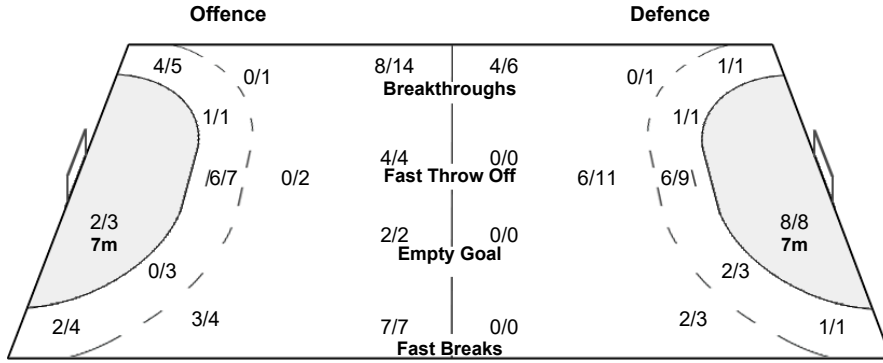
Overview of Shot Distribution



Team
Goals / Shots

| | | |
|-------|-----|------|
| 2/3 | 4/5 | 2/3 |
| 10/12 | 2/3 | 6/10 |
| 4/4 | 2/5 | 7/7 |

3-Missed 2-Post

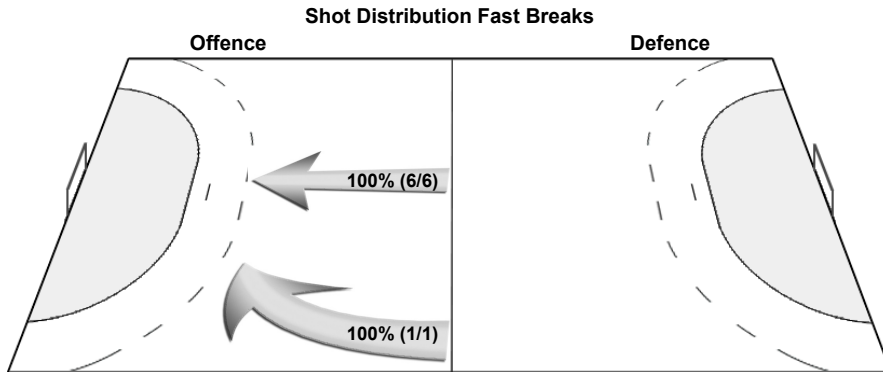


Goalkeepers
Saves / Shots

| | | |
|-----|-----|------|
| 0/1 | 1/1 | 0/1 |
| 1/9 | | 0/7 |
| 3/5 | 1/3 | 2/12 |

1 GUSTAVSSON BP

| | | |
|-----|--|-----|
| 0/1 | | |
| | | 0/1 |



16 HALLGRIMSSON VG

| | | |
|-----|-----|------|
| 0/1 | 1/1 | 0/1 |
| 1/8 | | 0/7 |
| 3/5 | 1/3 | 2/11 |

OFFICIAL PARTNERS



EHF PARTNERS



NATIONAL SUPPLIERS



Play by Play

Match No: 58

SLO 31 - 39 ISL

(16 - 18) (15 - 21)

Referees: ACCOTO MARTINS Roberto (POR) / ACCOTO MARTINS Daniel (POR)

| | | | | |
|------------|---------------------|--------------------|--------------------------|----------------------|
| SLO | 1 BAZNIK Joze | 5 HENIGMAN Nik | 8 JANC Blaz | A SKOKO Mirko |
| | 14 TAJNIK Domen | 16 VUJOVIC Miljan | 19 JOVICIC Stas Slatinek | B ZORMAN Uros |
| | 20 KODRIN Tilen | 24 MAKUC Andraz | 27 HORZEN Kristjan | C PROST KOSIR Primoz |
| | 28 GRMSEK Timotej | 30 COKAN Tim | 35 MAKUC Domen | D KOSAK Rok |
| | 36 GRBIC Lan | 51 MACKOVSEK Borut | 77 NOVAK Domen | E CINDRIC Matic |
| | 95 SUHOLEZNIK Matic | | | |

| | | | | |
|------------|------------------------------|-------------------------|------------------------------|----------------------------|
| ISL | 1 GUSTAVSSON Björgvin Páll | 2 RIKHARDSSON Odinn | 3 SMARASON Janus Dadi | A ATLASON Arnór |
| | 7 KRISTJANSSON Viggó | 8 ELISSON Bjarki Már | 10 KRISTJANSSON Gisli | B GUDJONSSON Snorri Steinn |
| | 11 GISLASON Ymir Örn | 14 MAGNUSSON Omar Ingi | 15 GUNNARSSON Thorsteinn Leó | C OSKARSSON Oskar Bjarni |
| | 16 HALLGRIMSSON Viktor Gísli | 18 VIDARSSON Ellidi | 19 THORKESSON Orri Freyr | D ERADZE Roland |
| | 21 ARNARSSON Arnar | 24 EINARSSON Teitur Örn | 25 THRASTARSON Haukur | E GUDMUNDSSON Jón Birgir |
| | 27 OLAFSSON Einar | | | |

1st HALF

| Match Time | SLO - Slovenia | Score | Lead | ISL - Iceland |
|------------|--|-------|------|--|
| 0:00 | 16 VUJOVIC M Goalkeeper | | | 16 HALLGRIMSSON VG Goalkeeper |
| 1:18 | 8 JANC B Shot right 9m blocked | | | 18 VIDARSSON E Block |
| 1:29 | 8 JANC B Goal left 6m bottom left, 92.46 km/h | 1 - 0 | +1 | |
| 1:37 | | 1 - 1 | 0 | 2 RIKHARDSSON O Goal fast throw off top centre (3 SMARASON JD), 98.44 km/h |
| 1:54 | 95 SUHOLEZNIK M Turnover | | | |
| 2:00 | | | | 2 RIKHARDSSON O Shot left 6m saved middle centre |
| 2:24 | 35 MAKUC D Goal centre 9m middle left, 104.20 km/h | 2 - 1 | +1 | |
| 3:43 | | | | 14 MAGNUSSON OI Shot breakthrough saved middle right |
| 3:54 | 35 MAKUC D Technical Fault | | | |
| 4:09 | | 2 - 2 | 0 | 3 SMARASON JD Goal left 9m bottom right, 105.14 km/h |
| 4:10 | 51 MACKOVSEK B 2-minutes suspension | | | |
| 4:10 | 14 TAJNIK D for 16 VUJOVIC M Empty goal | | | |
| 4:43 | 8 JANC B Shot breakthrough missed | | | |
| 4:43 | 16 VUJOVIC M for 14 TAJNIK D Goalkeeper back | | | |
| 5:04 | | 2 - 3 | -1 | 2 RIKHARDSSON O Goal right wing middle right (3 SMARASON JD), 101.41 km/h |
| 5:13 | 14 TAJNIK D for 16 VUJOVIC M Empty goal | | | |
| 5:56 | 95 SUHOLEZNIK M Shot centre 6m saved bottom right | | | |
| 5:56 | 16 VUJOVIC M for 14 TAJNIK D Goalkeeper back | | | |
| 6:07 | | | | 14 MAGNUSSON OI Shot breakthrough saved bottom centre |
| 6:52 | 8 JANC B Goal breakthrough bottom right, 82.84 km/h | 3 - 3 | 0 | |
| 7:29 | | 3 - 4 | -1 | 14 MAGNUSSON OI Goal breakthrough bottom left, 87.30 km/h |
| 8:08 | 27 HORZEN K Goal right 6m middle left (8 JANC B), 89.84 km/h | 4 - 4 | 0 | |
| 8:26 | | | | 18 VIDARSSON E Shot centre 6m saved middle right |
| 9:08 | 8 JANC B Turnover | | | 3 SMARASON JD Steal |
| 9:41 | | 4 - 5 | -1 | 8 ELISSON BM Goal left wing middle left (3 SMARASON JD), 91.26 km/h |
| 9:56 | 77 NOVAK D Goal right wing middle right (8 JANC B), 91.09 km/h | 5 - 5 | 0 | |
| 10:48 | | 5 - 6 | -1 | 14 MAGNUSSON OI Goal breakthrough middle left, 104.44 km/h |
| 10:58 | 8 JANC B Goal centre 6m middle left, 99.06 km/h | 6 - 6 | 0 | |
| 11:22 | | 6 - 7 | -1 | 14 MAGNUSSON OI Goal breakthrough bottom right, 97.20 km/h |
| 11:32 | 51 MACKOVSEK B Turnover | | | |
| 11:37 | | 6 - 8 | -2 | 8 ELISSON BM Goal fast break bottom right (11 GISLASON YÖ), 94.29 km/h |
| 11:37 | A SKOKO M Warning (yellow card) bench punishment | | | |
| 12:08 | 35 MAKUC D Goal centre 9m bottom right, 100.42 km/h | 7 - 8 | -1 | |
| 12:22 | | 7 - 9 | -2 | 3 SMARASON JD Goal left 9m top right, 103.40 km/h |
| 13:01 | 8 JANC B Shot centre 9m saved bottom centre | | | |
| 13:29 | 19 JOVICIC SS Shot left 6m missed | | | |
| 13:56 | | | | 8 ELISSON BM Shot left wing missed |
| 14:08 | 8 JANC B Shot centre 9m saved bottom right | | | |

OFFICIAL PARTNERS



EHF PARTNERS



NATIONAL SUPPLIERS



Match No: 58

Play by Play

SLO 31 - 39 ISL

(16 - 18) (15 - 21)

1st HALF

| Match Time | SLO - Slovenia | Score Lead | ISL - Iceland |
|------------|--|------------|--|
| 14:39 | | | 10 KRISTJANSSON G Shot centre 9m post |
| 14:49 | 14 TAJNIK D Turnover | | 3 SMARASON JD Steal |
| 14:54 | | 7 - 10 -3 | 8 ELISSON BM Goal fast break middle left (14 MAGNUSSON OI), 100.77 km/h |
| 14:54 | 8 JANC B 2-minutes suspension | | |
| 14:54 | 35 MAKUC D for 16 VUJOVIC M Empty goal | | |
| 15:21 | 27 HORZEN K Goal centre 6m bottom centre (35 MAKUC D), 85.78 km/h | 8 - 10 -2 | |
| 15:26 | 16 VUJOVIC M for 24 MAKUC A Goalkeeper back | | |
| 15:49 | | | 8 ELISSON BM Shot left 6m saved middle left |
| 16:05 | 24 MAKUC A for 16 VUJOVIC M Empty goal | | |
| 16:30 | 35 MAKUC D 7m received | | 14 MAGNUSSON OI 7m caused |
| 16:30 | 16 VUJOVIC M for 24 MAKUC A Goalkeeper back | | |
| 16:30 | 77 NOVAK D Goal Penalty shot bottom right (35 MAKUC D), 95.28 km/h | 9 - 10 -1 | |
| 16:56 | | | 3 SMARASON JD Shot breakthrough saved top centre |
| 16:57 | | | Video Replay (Punishment review) Punishment |
| 16:57 | | | 8 ELISSON BM 2-minutes suspension |
| 17:40 | 35 MAKUC D Turnover | | |
| 17:58 | | | 18 VIDARSSON E for 16 HALLGRIMSSON VG Empty goal |
| 18:24 | | 9 - 11 -2 | 18 VIDARSSON E Goal centre 6m middle left (10 KRISTJANSSON G), 93.29 km/h |
| 18:27 | | | 16 HALLGRIMSSON VG for 10 KRISTJANSSON G Goalkeeper back |
| 18:33 | Team timeout | | |
| 18:44 | 24 MAKUC A 7m received | | 11 GISLASON YÖ 7m caused |
| 18:44 | 77 NOVAK D Goal Penalty shot middle left (24 MAKUC A), 95.62 km/h | 10 - 11 -1 | |
| 20:00 | | | 7 KRISTJANSSON V Shot right 9m saved middle right |
| 20:32 | 24 MAKUC A Turnover | | |
| 20:39 | | 10 - 12 -2 | 7 KRISTJANSSON V Goal fast break middle right (18 VIDARSSON E), 70.06 km/h |
| 20:39 | B ZORMAN U 2-minute suspension bench punishment | | |
| 21:12 | 27 HORZEN K Technical Fault | | |
| 21:32 | | 10 - 13 -3 | 2 RIKHARDSSON O Goal right wing bottom right (7 KRISTJANSSON V) |
| 22:16 | 5 HENIGMAN N for 16 VUJOVIC M Empty goal | | |
| 22:16 | 35 MAKUC D Goal breakthrough bottom right, 57.09 km/h | 11 - 13 -2 | |
| 22:16 | | 11 - 14 -3 | 18 VIDARSSON E Goal empty goal middle centre, 60.32 km/h |
| 22:44 | 16 VUJOVIC M for 5 HENIGMAN N Goalkeeper back | | |
| 22:50 | | | Video Replay (Punishment review) Punishment |
| 22:50 | 35 MAKUC D 7m received | | 18 VIDARSSON E 7m caused |
| 22:50 | | | 18 VIDARSSON E 2-minutes suspension |
| 22:50 | | | 1 GUSTAVSSON BP for 16 HALLGRIMSSON VG Goalkeeper Substitution |
| 22:50 | 77 NOVAK D Goal Penalty shot middle left (35 MAKUC D), 96.31 km/h | 12 - 14 -2 | |
| 23:07 | | | 21 ARNARSSON A for 1 GUSTAVSSON BP Empty goal |
| 23:29 | | | 2 RIKHARDSSON O Shot right wing saved bottom centre |
| 23:29 | | | 16 HALLGRIMSSON VG for 7 KRISTJANSSON V Goalkeeper back |
| 23:57 | 8 JANC B Goal centre 9m middle left, 95.29 km/h | 13 - 14 -1 | |
| 24:12 | | | 21 ARNARSSON A for 16 HALLGRIMSSON VG Empty goal |
| 24:35 | | | 7 KRISTJANSSON V Shot breakthrough saved middle right |
| 24:35 | | | 16 HALLGRIMSSON VG for 21 ARNARSSON A Goalkeeper back |
| 24:35 | | | 7 KRISTJANSSON V 2-minutes suspension |
| 24:35 | | | A ATLASON A Warning (yellow card) bench punishment |
| 24:48 | 35 MAKUC D Turnover | | |
| 25:04 | | | 14 MAGNUSSON OI for 16 HALLGRIMSSON VG Empty goal |
| 25:19 | | 13 - 15 -2 | 10 KRISTJANSSON G Goal breakthrough bottom right, 102.24 km/h |
| 25:19 | | | 16 HALLGRIMSSON VG for 14 MAGNUSSON OI Goalkeeper back |
| 26:01 | 27 HORZEN K 7m received | | 11 GISLASON YÖ 7m caused |
| 26:02 | | | 1 GUSTAVSSON BP for 16 HALLGRIMSSON VG Goalkeeper Substitution |

OFFICIAL PARTNERS



EHF PARTNERS



NATIONAL SUPPLIERS



Match No: 58

Play by Play

SLO 31 - 39 ISL

(16 - 18) (15 - 21)

1st HALF

| Match Time | SLO - Slovenia | Score | Lead | ISL - Iceland |
|------------|--|---------|------|--|
| 26:02 | 77 NOVAK D Goal Penalty shot bottom right (27 HORZEN K), 100.85 km/h | 14 - 15 | -1 | |
| 26:16 | | | | 2 RIKHARDSSON O for 1 GUSTAVSSON BP Empty goal |
| 26:38 | | | | 16 HALLGRIMSSON VG for 7 KRISTJANSSON V Goalkeeper back |
| 26:42 | | | | 25 THRASTARSON H Shot left 9m saved middle left |
| 26:51 | 8 JANC B 7m received | | | 25 THRASTARSON H 7m caused |
| 26:51 | 77 NOVAK D Goal Penalty shot bottom right (8 JANC B), 97.29 km/h | 15 - 15 | 0 | |
| 27:27 | | 15 - 16 | -1 | 25 THRASTARSON H Goal breakthrough bottom centre, 84.48 km/h |
| 27:42 | 24 MAKUC A for 16 VUJOVIC M Empty goal | | | |
| 27:47 | 16 VUJOVIC M for 51 MACKOVSEK B Goalkeeper back | | | |
| 27:47 | 20 KODRIN T 7m received | | | 10 KRISTJANSSON G 7m caused |
| 27:47 | | | | 10 KRISTJANSSON G 2-minutes suspension |
| 27:47 | 77 NOVAK D Goal Penalty shot bottom right (20 KODRIN T), 94.56 km/h | 16 - 16 | 0 | |
| 28:04 | | | | 2 RIKHARDSSON O for 16 HALLGRIMSSON VG Empty goal |
| 28:43 | | 16 - 17 | -1 | 18 VIDARSSON E Goal centre 6m top centre (3 SMARASON JD), 98.60 km/h |
| 28:43 | | | | 16 HALLGRIMSSON VG for 3 SMARASON JD Goalkeeper back |
| 29:17 | 95 SUHOLEZNIK M Shot centre 6m post | | | |
| 29:31 | | | | 3 SMARASON JD for 16 HALLGRIMSSON VG Empty goal |
| 29:42 | | | | Team timeout |
| 29:51 | | | | 16 HALLGRIMSSON VG for 10 KRISTJANSSON G Goalkeeper back |
| 30:00 | | 16 - 18 | -2 | 25 THRASTARSON H Goal left 9m middle right, 109.71 km/h |

2nd HALF

| Match Time | SLO - Slovenia | Score | Lead | ISL - Iceland |
|------------|--|---------|------|--|
| 30:00 | 16 VUJOVIC M Goalkeeper | | | 16 HALLGRIMSSON VG Goalkeeper |
| 30:44 | | | | 19 THORKESSON OF Shot left wing saved top right |
| 31:19 | 35 MAKUC D Goal left 9m bottom right, 101.86 km/h | 17 - 18 | -1 | |
| 31:27 | | 17 - 19 | -2 | 18 VIDARSSON E Goal fast throw off middle left (3 SMARASON JD), 85.51 km/h |
| 31:34 | | | | 11 GISLASON YÖ 2-minutes suspension |
| 32:36 | 27 HORZEN K Goal centre 6m middle right (35 MAKUC D), 96.31 km/h | 18 - 19 | -1 | |
| 32:51 | | | | 10 KRISTJANSSON G for 16 HALLGRIMSSON VG Empty goal |
| 33:38 | | | | 16 HALLGRIMSSON VG for 11 GISLASON YÖ Goalkeeper back |
| 34:15 | | 18 - 20 | -2 | 18 VIDARSSON E Goal centre 6m middle left (10 KRISTJANSSON G), 84.04 km/h |
| 34:56 | 35 MAKUC D 7m received | | | 11 GISLASON YÖ 7m caused |
| 34:56 | 77 NOVAK D Goal Penalty shot bottom right (35 MAKUC D), 91.14 km/h | 19 - 20 | -1 | |
| 35:30 | | | | 18 VIDARSSON E Technical Fault |
| 35:36 | 19 JOVICIC SS Technical Fault (FB) | | | |
| 35:41 | | 19 - 21 | -2 | 18 VIDARSSON E Goal fast break middle left (14 MAGNUSSON OI), 91.00 km/h |
| 36:15 | 8 JANC B Shot breakthrough saved middle left | | | |
| 36:21 | | 19 - 22 | -3 | 19 THORKESSON OF Goal fast break bottom left (2 RIKHARDSSON O), 46.09 km/h |
| 36:58 | 35 MAKUC D Technical Fault | | | |
| 37:44 | | 19 - 23 | -4 | 2 RIKHARDSSON O Goal right wing bottom right (14 MAGNUSSON OI), 91.06 km/h |
| 38:29 | 27 HORZEN K Goal centre 6m middle left (8 JANC B), 102.32 km/h | 20 - 23 | -3 | |
| 38:48 | | 20 - 24 | -4 | 14 MAGNUSSON OI Goal breakthrough middle right, 107.87 km/h |
| 38:58 | 8 JANC B Technical Fault | | | |
| 39:03 | | 20 - 25 | -5 | 19 THORKESSON OF Goal fast break bottom right (3 SMARASON JD), 107.04 km/h |
| 39:05 | Team timeout | | | |
| 39:30 | 20 KODRIN T Shot centre 6m saved bottom left | | | |
| 39:50 | 95 SUHOLEZNIK M 2-minutes suspension | | | |
| 40:02 | | 20 - 26 | -6 | 18 VIDARSSON E Goal centre 6m top centre (10 KRISTJANSSON G), 89.00 km/h |
| 40:15 | 27 HORZEN K for 16 VUJOVIC M Empty goal | | | |

OFFICIAL PARTNERS



EHF PARTNERS



NATIONAL SUPPLIERS



Play by Play

Match No: 58

SLO 31 - 39 ISL

(16 - 18) (15 - 21)

2nd HALF

| Match Time | SLO - Slovenia | Score Lead | ISL - Iceland |
|------------|---|------------|---|
| 40:41 | 35 MAKUC D 7m received | | 14 MAGNUSSON OI 7m caused |
| 40:41 | 16 VUJOVIC M for 14 TAJNIK D Goalkeeper back | | |
| 40:41 | 77 NOVAK D Goal Penalty shot top right (35 MAKUC D), 68.91 km/h | 21 - 26 | -5 |
| 41:19 | | | 3 SMARASON JD Shot breakthrough post |
| 41:19 | | | Video Replay (Goal review) No Goal |
| 41:27 | 27 HORZEN K for 16 VUJOVIC M Empty goal | | |
| 41:54 | 16 VUJOVIC M for 95 SUHOLEZNIK M Goalkeeper back | | |
| 42:01 | 35 MAKUC D Goal centre 9m middle right, 107.19 km/h | 22 - 26 | -4 |
| 43:09 | 95 SUHOLEZNIK M 7m caused | | 10 KRISTJANSSON G 7m received |
| 43:09 | 95 SUHOLEZNIK M 2-minutes suspension | | |
| 43:09 | | | 7 KRISTJANSSON V Penalty shot saved top left |
| 43:29 | 27 HORZEN K for 16 VUJOVIC M Empty goal | | |
| 43:45 | 14 TAJNIK D Turnover | | 19 THORKESSON OF Steal |
| 43:51 | | 22 - 27 | -5 |
| 43:51 | | | 19 THORKESSON OF Goal empty goal middle centre, 66.00 km/h |
| 44:31 | 35 MAKUC D Shot centre 9m saved top centre | | |
| 44:36 | 16 VUJOVIC M for 8 JANC B Goalkeeper back | | |
| 44:42 | 35 MAKUC D 7m caused | | 14 MAGNUSSON OI 7m received |
| 44:43 | | 22 - 28 | -6 |
| 44:43 | | | 14 MAGNUSSON OI Goal Penalty shot bottom left, 80.98 km/h |
| 44:58 | 27 HORZEN K for 16 VUJOVIC M Empty goal | | |
| 45:12 | 16 VUJOVIC M for 95 SUHOLEZNIK M Goalkeeper back | | |
| 45:27 | 20 KODRIN T Goal left wing middle right (35 MAKUC D), 103.00 km/h | 23 - 28 | -5 |
| 46:13 | | | 21 ARNARSSON A Technical Fault |
| 46:42 | 8 JANC B Shot centre 9m saved bottom left | | |
| 47:30 | | | 11 GISLASON YÓ for 16 HALLGRIMSSON VG Empty goal |
| 47:34 | | | 16 HALLGRIMSSON VG for 11 GISLASON YÓ Goalkeeper back |
| 47:59 | | | 25 THRSTARSON H Shot centre 9m missed |
| 48:17 | 24 MAKUC A Goal breakthrough bottom right, 101.60 km/h | 24 - 28 | -4 |
| 48:25 | | 24 - 29 | -5 |
| 48:25 | | | 2 RIKHARDSSON O Goal fast throw off bottom left (14 MAGNUSSON OI), 88.48 km/h |
| 48:37 | 35 MAKUC D Shot centre 9m saved bottom left | | |
| 48:45 | 19 JOVICIC SS 7m caused | | 2 RIKHARDSSON O 7m received |
| 48:45 | 19 JOVICIC SS 2-minutes suspension | | |
| 48:45 | | 24 - 30 | -6 |
| 48:45 | | | 14 MAGNUSSON OI Goal Penalty shot bottom centre (2 RIKHARDSSON O), 86.53 km/h |
| 49:00 | 20 KODRIN T for 16 VUJOVIC M Empty goal | | |
| 49:26 | 24 MAKUC A Turnover | | |
| 49:26 | 16 VUJOVIC M for 77 NOVAK D Goalkeeper back | | |
| 50:10 | | | 25 THRSTARSON H Shot breakthrough saved bottom centre |
| 50:17 | | 24 - 31 | -7 |
| 50:17 | | | 18 VIDARSSON E Goal centre 6m top left, 27.69 km/h |
| 50:24 | 77 NOVAK D for 16 VUJOVIC M Empty goal | | |
| 50:46 | 35 MAKUC D Shot left 9m post | | |
| 50:52 | 16 VUJOVIC M for 19 JOVICIC SS Goalkeeper back | | |
| 51:05 | | 24 - 32 | -8 |
| 51:05 | | | 2 RIKHARDSSON O Goal right 6m middle left (14 MAGNUSSON OI), 114.47 km/h |
| 51:10 | Team timeout | | |
| 51:37 | 27 HORZEN K Goal centre 6m middle right (35 MAKUC D), 87.29 km/h | 25 - 32 | -7 |
| 51:47 | | 25 - 33 | -8 |
| 51:47 | | | 3 SMARASON JD Goal fast throw off middle left, 102.33 km/h |
| 52:01 | 77 NOVAK D for 16 VUJOVIC M Empty goal | | |
| 52:03 | 16 VUJOVIC M for 51 MACKOVSEK B Goalkeeper back | | |
| 52:37 | 24 MAKUC A Goal left 9m middle left, 100.27 km/h | 26 - 33 | -7 |
| 53:02 | | | 25 THRSTARSON H for 16 HALLGRIMSSON VG Empty goal |
| 53:09 | | | 16 HALLGRIMSSON VG for 3 SMARASON JD Goalkeeper back |
| 53:23 | | | 3 SMARASON JD for 16 HALLGRIMSSON VG Empty goal |
| 53:27 | | | 19 THORKESSON OF Shot left 6m missed |
| 53:27 | | | 16 HALLGRIMSSON VG for 25 THRSTARSON H Goalkeeper back |

OFFICIAL PARTNERS



EHF PARTNERS



NATIONAL SUPPLIERS



Main Round Group II

Malmö

Match No: 58

Play by Play

SLO 31 - 39 ISL
 (16 - 18) (15 - 21)

2nd HALF

| Match Time | SLO - Slovenia | Score | Lead | ISL - Iceland |
|------------|--|---------|------|---|
| 53:59 | 27 HORZEN K Goal left 6m middle right (35 MAKUC D), 97.24 km/h | 27 - 33 | -6 | |
| 54:08 | | | | Team timeout |
| 54:26 | | 27 - 34 | -7 | 10 KRISTJANSSON G Goal breakthrough middle right, 92.20 km/h |
| 54:39 | 8 JANC B for 16 VUJOVIC M Empty goal | | | |
| 54:48 | 16 VUJOVIC M for 51 MACKOVSEK B Goalkeeper back | | | |
| 55:00 | 8 JANC B Goal breakthrough bottom centre, 94.23 km/h | 28 - 34 | -6 | |
| 55:23 | | 28 - 35 | -7 | 19 THORKELSSON OF Goal left wing top right (10 KRISTJANSSON G), 106.86 km/h |
| 56:03 | 27 HORZEN K Goal centre 6m middle right (8 JANC B), 65.00 km/h | 29 - 35 | -6 | |
| 56:30 | | 29 - 36 | -7 | 2 RIKHARDSSON O Goal right wing top left (18 VIDARSSON E), 99.86 km/h |
| 56:59 | 8 JANC B Goal centre 9m bottom left, 101.28 km/h | 30 - 36 | -6 | |
| 57:13 | | 30 - 37 | -7 | 14 MAGNUSSON OI Goal breakthrough top centre, 96.94 km/h |
| 57:22 | 8 JANC B Turnover | | | 14 MAGNUSSON OI Steal |
| 57:30 | | | | 2 RIKHARDSSON O Technical Fault (FB) |
| 57:42 | 35 MAKUC D Technical Fault | | | |
| 58:12 | | 30 - 38 | -8 | 21 ARNARSSON A Goal centre 6m middle right (10 KRISTJANSSON G), 107.99 km/h |
| 58:48 | 24 MAKUC A Turnover | | | 3 SMARASON JD Steal |
| 58:56 | | 30 - 39 | -9 | 24 EINARSSON TÓ Goal fast break middle left (3 SMARASON JD), 83.24 km/h |
| 59:26 | 24 MAKUC A Goal centre 9m top left, 95.82 km/h | 31 - 39 | -8 | |

OFFICIAL PARTNERS



EHF PARTNERS



NATIONAL SUPPLIERS



Main Round Group II

Malmö

Match No: 58

Empty Goal Analysis

SLO 31 - 39 ISL
(16 - 18) (15 - 21)

Referees: ACCOTO MARTINS Roberto (POR) / ACCOTO MARTINS Daniel (POR)

ATTACKS DURING OWN EMPTY GOAL SITUATION

| Players on Court | Attacks | | Goals | | Saves | | Missed | | Blocked | | Post | | Turnovers | | Scoring Efficiency | | Goals Against | |
|------------------|-----------|----------|----------|----------|----------|----------|----------|----------|---------|-----|------|----------|-----------|----------|--------------------|-----------|---------------|-----|
| | SLO | ISL | SLO | ISL | SLO | ISL | SLO | ISL | SLO | ISL | SLO | ISL | SLO | ISL | SLO | ISL | SLO | ISL |
| 7 Against 6 | 2 | 2 | 1 | | | 1 | | 1 | | | | 1 | | | 50 | 0 | 1 | |
| 6 Against 6 | 8 | 5 | 3 | 3 | 2 | 2 | 1 | | | | | | 2 | | 38 | 60 | 1 | |
| Others | 1 | | 1 | | | | | | | | | | | | 100 | | | |
| Total: | 11 | 7 | 5 | 3 | 2 | 3 | 1 | 1 | | | | 1 | | 2 | 45 | 43 | 2 | |

GOALS/ATTACKS DURING OWN EMPTY GOAL SITUATION - ANALYSIS OF OCCURRENCE (in 5 min intervals)

| Players on Court | 1st Half | | | | | | | | | | | |
|------------------|------------|-----|------------|-----|-------|-----|------------|------------|------------|------------|------------|------------|
| | 0-5 | | 5-10 | | 10-15 | | 15-20 | | 20-25 | | 25-30 | |
| | SLO | ISL | SLO | ISL | SLO | ISL | SLO | ISL | SLO | ISL | SLO | ISL |
| 7 Against 6 | | | | | | | | | 1/1 | | | 0/1 |
| 6 Against 6 | 0/1 | | 0/1 | | | | 2/2 | 1/1 | | 0/2 | | 2/2 |
| Others | | | | | | | | | | | 1/1 | |
| Total: | 0/1 | | 0/1 | | | | 2/2 | 1/1 | 1/1 | 0/2 | 1/1 | 2/3 |

| Players on Court | 2nd Half | | | | | | | | | | | |
|------------------|----------|-----|-------|-----|------------|-----|------------|-----|------------|------------|-------|-----|
| | 30-35 | | 35-40 | | 40-45 | | 45-50 | | 50-55 | | 55-60 | |
| | SLO | ISL | SLO | ISL | SLO | ISL | SLO | ISL | SLO | ISL | SLO | ISL |
| 7 Against 6 | | | | | | | | | 0/1 | 0/1 | | |
| 6 Against 6 | | | | | 1/3 | | 0/1 | | | | | |
| Others | | | | | | | | | | | | |
| Total: | | | | | 1/3 | | 0/1 | | 0/1 | 0/1 | | |

GOALS/ATTACKS DURING OWN EMPTY GOAL SITUATION - ANALYSIS BY DURATION

| Team | <15 sec. | 15-30 sec. | 30-45 sec. | 45-60 sec. | >60 sec. |
|------|----------|------------|------------|------------|----------|
| SLO | 2/2 | 3/6 | 0/3 | | |
| ISL | 0/1 | 2/5 | 1/1 | | |

SUBSTITUTION SUMMARY

| Players | SLO | ISL |
|-------------------------------|------------|------------|
| Goalkeeper <-> Goalkeeper | 0 | 2 |
| Court Player <-> Goalkeeper | 28 | 22 |
| Court Player <-> Court Player | 137 | 133 |
| Total: | 165 | 157 |

OFFICIAL PARTNERS



EHF PARTNERS



NATIONAL SUPPLIERS



Main Round Group II

Line-Up Analysis

Malmö

Match No: 58

Attendance: 2.871

SLO 31 - 39 ISL

SLO - Slovenia

| Lineup efficiency | | | | | | | | Time Played | GF | GA |
|-------------------|---------------|---------------|---------------|----------------|----------------|-----------------|------|-------------|----|----|
| 8 JANC B | 14 TAJNIK D | 16 VUJOVIC M | 19 JOVICIC SS | 27 HORZEN K | 35 MAKUC D | 77 NOVAK D | 6:26 | 6 | 2 | |
| 8 JANC B | 16 VUJOVIC M | 20 KODRIN T | 24 MAKUC A | 27 HORZEN K | 35 MAKUC D | 77 NOVAK D | 4:19 | 1 | 1 | |
| 8 JANC B | 16 VUJOVIC M | 19 JOVICIC SS | 35 MAKUC D | 51 MACKOVSEK B | 77 NOVAK D | 95 SUHOLEZNIK M | 4:14 | 0 | 4 | |
| 8 JANC B | 16 VUJOVIC M | 20 KODRIN T | 27 HORZEN K | 35 MAKUC D | 51 MACKOVSEK B | 77 NOVAK D | 3:44 | 2 | 3 | |
| 8 JANC B | 14 TAJNIK D | 16 VUJOVIC M | 19 JOVICIC SS | 35 MAKUC D | 77 NOVAK D | 95 SUHOLEZNIK M | 3:25 | 3 | 0 | |
| 8 JANC B | 16 VUJOVIC M | 20 KODRIN T | 35 MAKUC D | 51 MACKOVSEK B | 77 NOVAK D | 95 SUHOLEZNIK M | 3:17 | 2 | 3 | |
| 8 JANC B | 16 VUJOVIC M | 19 JOVICIC SS | 24 MAKUC A | 27 HORZEN K | 35 MAKUC D | 77 NOVAK D | 2:35 | 4 | 0 | |
| 8 JANC B | 16 VUJOVIC M | 19 JOVICIC SS | 27 HORZEN K | 35 MAKUC D | 51 MACKOVSEK B | 77 NOVAK D | 2:33 | 1 | 4 | |
| 8 JANC B | 14 TAJNIK D | 20 KODRIN T | 27 HORZEN K | 35 MAKUC D | 77 NOVAK D | 95 SUHOLEZNIK M | 2:14 | 0 | 1 | |
| 16 VUJOVIC M | 20 KODRIN T | 28 GRMSEK T | 35 MAKUC D | 51 MACKOVSEK B | 77 NOVAK D | 95 SUHOLEZNIK M | 2:12 | 1 | 1 | |
| 8 JANC B | 16 VUJOVIC M | 19 JOVICIC SS | 28 GRMSEK T | 35 MAKUC D | 51 MACKOVSEK B | 77 NOVAK D | 2:01 | 0 | 2 | |
| 5 HENIGMAN N | 16 VUJOVIC M | 19 JOVICIC SS | 24 MAKUC A | 28 GRMSEK T | 36 GRBIC L | 77 NOVAK D | 1:36 | 1 | 1 | |
| 16 VUJOVIC M | 19 JOVICIC SS | 24 MAKUC A | 27 HORZEN K | 35 MAKUC D | 51 MACKOVSEK B | 77 NOVAK D | 1:32 | 1 | 1 | |
| 8 JANC B | 14 TAJNIK D | 16 VUJOVIC M | 19 JOVICIC SS | 27 HORZEN K | 51 MACKOVSEK B | 77 NOVAK D | 1:23 | 0 | 1 | |
| 8 JANC B | 14 TAJNIK D | 19 JOVICIC SS | 35 MAKUC D | 51 MACKOVSEK B | 77 NOVAK D | 95 SUHOLEZNIK M | 1:16 | 0 | 0 | |
| 16 VUJOVIC M | 19 JOVICIC SS | 28 GRMSEK T | 35 MAKUC D | 51 MACKOVSEK B | 77 NOVAK D | 95 SUHOLEZNIK M | 1:16 | 1 | 2 | |
| 5 HENIGMAN N | 8 JANC B | 16 VUJOVIC M | 19 JOVICIC SS | 28 GRMSEK T | 35 MAKUC D | 51 MACKOVSEK B | 1:16 | 0 | 0 | |
| 8 JANC B | 16 VUJOVIC M | 19 JOVICIC SS | 24 MAKUC A | 27 HORZEN K | 35 MAKUC D | 51 MACKOVSEK B | 1:03 | 0 | 2 | |
| 8 JANC B | 14 TAJNIK D | 16 VUJOVIC M | 20 KODRIN T | 27 HORZEN K | 35 MAKUC D | 77 NOVAK D | 1:01 | 2 | 0 | |
| 8 JANC B | 16 VUJOVIC M | 19 JOVICIC SS | 20 KODRIN T | 24 MAKUC A | 27 HORZEN K | 35 MAKUC D | 0:58 | 0 | 1 | |
| 8 JANC B | 14 TAJNIK D | 16 VUJOVIC M | 19 JOVICIC SS | 24 MAKUC A | 35 MAKUC D | 77 NOVAK D | 0:57 | 0 | 0 | |
| 8 JANC B | 16 VUJOVIC M | 20 KODRIN T | 24 MAKUC A | 27 HORZEN K | 51 MACKOVSEK B | 77 NOVAK D | 0:52 | 1 | 0 | |
| 5 HENIGMAN N | 8 JANC B | 16 VUJOVIC M | 20 KODRIN T | 28 GRMSEK T | 35 MAKUC D | 51 MACKOVSEK B | 0:46 | 0 | 0 | |
| 8 JANC B | 19 JOVICIC SS | 20 KODRIN T | 24 MAKUC A | 27 HORZEN K | 35 MAKUC D | 77 NOVAK D | 0:44 | 0 | 0 | |
| 8 JANC B | 19 JOVICIC SS | 24 MAKUC A | 27 HORZEN K | 28 GRMSEK T | 35 MAKUC D | 77 NOVAK D | 0:40 | 1 | 0 | |
| 8 JANC B | 16 VUJOVIC M | 20 KODRIN T | 24 MAKUC A | 35 MAKUC D | 77 NOVAK D | 95 SUHOLEZNIK M | 0:34 | 0 | 0 | |
| 8 JANC B | 16 VUJOVIC M | 19 JOVICIC SS | 24 MAKUC A | 28 GRMSEK T | 35 MAKUC D | 36 GRBIC L | 0:34 | 0 | 0 | |
| 8 JANC B | 16 VUJOVIC M | 19 JOVICIC SS | 27 HORZEN K | 28 GRMSEK T | 51 MACKOVSEK B | 77 NOVAK D | 0:33 | 0 | 0 | |
| 5 HENIGMAN N | 8 JANC B | 20 KODRIN T | 24 MAKUC A | 27 HORZEN K | 35 MAKUC D | 77 NOVAK D | 0:28 | 1 | 1 | |
| 8 JANC B | 16 VUJOVIC M | 20 KODRIN T | 28 GRMSEK T | 35 MAKUC D | 51 MACKOVSEK B | 77 NOVAK D | 0:27 | 1 | 0 | |
| 5 HENIGMAN N | 16 VUJOVIC M | 19 JOVICIC SS | 24 MAKUC A | 28 GRMSEK T | 35 MAKUC D | 36 GRBIC L | 0:26 | 0 | 1 | |
| 8 JANC B | 16 VUJOVIC M | 19 JOVICIC SS | 24 MAKUC A | 28 GRMSEK T | 35 MAKUC D | 51 MACKOVSEK B | 0:25 | 0 | 1 | |
| 14 TAJNIK D | 16 VUJOVIC M | 19 JOVICIC SS | 28 GRMSEK T | 35 MAKUC D | 51 MACKOVSEK B | 95 SUHOLEZNIK M | 0:23 | 0 | 0 | |
| 8 JANC B | 16 VUJOVIC M | 20 KODRIN T | 24 MAKUC A | 35 MAKUC D | 51 MACKOVSEK B | 77 NOVAK D | 0:22 | 0 | 0 | |
| 8 JANC B | 16 VUJOVIC M | 19 JOVICIC SS | 24 MAKUC A | 35 MAKUC D | 36 GRBIC L | 77 NOVAK D | 0:22 | 1 | 0 | |
| 8 JANC B | 19 JOVICIC SS | 27 HORZEN K | 28 GRMSEK T | 35 MAKUC D | 51 MACKOVSEK B | 77 NOVAK D | 0:17 | 0 | 0 | |
| 8 JANC B | 14 TAJNIK D | 16 VUJOVIC M | 20 KODRIN T | 35 MAKUC D | 77 NOVAK D | 95 SUHOLEZNIK M | 0:16 | 0 | 0 | |
| 5 HENIGMAN N | 16 VUJOVIC M | 19 JOVICIC SS | 24 MAKUC A | 27 HORZEN K | 35 MAKUC D | 51 MACKOVSEK B | 0:15 | 0 | 1 | |
| 14 TAJNIK D | 16 VUJOVIC M | 20 KODRIN T | 35 MAKUC D | 51 MACKOVSEK B | 77 NOVAK D | 95 SUHOLEZNIK M | 0:14 | 0 | 1 | |
| 8 JANC B | 16 VUJOVIC M | 19 JOVICIC SS | 24 MAKUC A | 27 HORZEN K | 28 GRMSEK T | 35 MAKUC D | 0:13 | 1 | 0 | |
| 8 JANC B | 16 VUJOVIC M | 20 KODRIN T | 24 MAKUC A | 28 GRMSEK T | 35 MAKUC D | 51 MACKOVSEK B | 0:13 | 0 | 1 | |
| 5 HENIGMAN N | 8 JANC B | 16 VUJOVIC M | 19 JOVICIC SS | 24 MAKUC A | 28 GRMSEK T | 36 GRBIC L | 0:12 | 0 | 1 | |
| 8 JANC B | 14 TAJNIK D | 16 VUJOVIC M | 19 JOVICIC SS | 28 GRMSEK T | 35 MAKUC D | 95 SUHOLEZNIK M | 0:11 | 0 | 0 | |
| 8 JANC B | 19 JOVICIC SS | 24 MAKUC A | 27 HORZEN K | 35 MAKUC D | 51 MACKOVSEK B | 77 NOVAK D | 0:11 | 0 | 0 | |
| 14 TAJNIK D | 16 VUJOVIC M | 19 JOVICIC SS | 27 HORZEN K | 35 MAKUC D | 51 MACKOVSEK B | 77 NOVAK D | 0:10 | 0 | 1 | |
| 8 JANC B | 14 TAJNIK D | 16 VUJOVIC M | 19 JOVICIC SS | 51 MACKOVSEK B | 77 NOVAK D | 95 SUHOLEZNIK M | 0:07 | 0 | 1 | |
| 8 JANC B | 16 VUJOVIC M | 19 JOVICIC SS | 24 MAKUC A | 27 HORZEN K | 28 GRMSEK T | 51 MACKOVSEK B | 0:07 | 0 | 1 | |
| 8 JANC B | 16 VUJOVIC M | 19 JOVICIC SS | 27 HORZEN K | 28 GRMSEK T | 35 MAKUC D | 77 NOVAK D | 0:06 | 0 | 0 | |
| 5 HENIGMAN N | 8 JANC B | 16 VUJOVIC M | 20 KODRIN T | 24 MAKUC A | 35 MAKUC D | 77 NOVAK D | 0:06 | 0 | 0 | |
| 5 HENIGMAN N | 19 JOVICIC SS | 20 KODRIN T | 24 MAKUC A | 27 HORZEN K | 35 MAKUC D | 77 NOVAK D | 0:06 | 0 | 0 | |
| 16 VUJOVIC M | 19 JOVICIC SS | 24 MAKUC A | 28 GRMSEK T | 35 MAKUC D | 36 GRBIC L | 77 NOVAK D | 0:06 | 0 | 0 | |
| 8 JANC B | 20 KODRIN T | 24 MAKUC A | 35 MAKUC D | 51 MACKOVSEK B | 77 NOVAK D | 95 SUHOLEZNIK M | 0:05 | 0 | 0 | |
| 14 TAJNIK D | 16 VUJOVIC M | 20 KODRIN T | 27 HORZEN K | 35 MAKUC D | 77 NOVAK D | 95 SUHOLEZNIK M | 0:05 | 0 | 0 | |
| 5 HENIGMAN N | 19 JOVICIC SS | 20 KODRIN T | 24 MAKUC A | 27 HORZEN K | 35 MAKUC D | 51 MACKOVSEK B | 0:04 | 0 | 0 | |

OFFICIAL PARTNERS



EHF PARTNERS



NATIONAL SUPPLIERS



Line-Up Analysis

Malmö

Match No: 58

Attendance: 2.871

SLO 31 - 39 ISL

SLO - Slovenia

| Lineup efficiency | | | | | | | Time Played | GF | GA |
|-------------------|-------------|--------------|---------------|-------------|-------------|------------|-------------|----|----|
| 8 JANC B | 14 TAJNIK D | 16 VUJOVIC M | 19 JOVICIC SS | 27 HORZEN K | 28 GRMSEK T | 35 MAKUC D | 0:02 | 0 | 0 |

| Score development | | | | | | | Time Played | G Diff. | |
|-------------------|---------------|---------------|---------------|----------------|----------------|-----------------|----------------|---------|---|
| 8 JANC B | 16 VUJOVIC M | 19 JOVICIC SS | 24 MAKUC A | 27 HORZEN K | 35 MAKUC D | 77 NOVAK D | 2:35 | +4 | |
| 8 JANC B | 14 TAJNIK D | 16 VUJOVIC M | 19 JOVICIC SS | 27 HORZEN K | 35 MAKUC D | 77 NOVAK D | 6:26 | +4 | |
| 8 JANC B | 14 TAJNIK D | 16 VUJOVIC M | 19 JOVICIC SS | 35 MAKUC D | 77 NOVAK D | 95 SUHOLEZNIK M | 3:25 | +3 | |
| 8 JANC B | 14 TAJNIK D | 16 VUJOVIC M | 20 KODRIN T | 27 HORZEN K | 35 MAKUC D | 77 NOVAK D | 1:01 | +2 | |
| 8 JANC B | 16 VUJOVIC M | 19 JOVICIC SS | 24 MAKUC A | 27 HORZEN K | 28 GRMSEK T | 35 MAKUC D | 0:13 | +1 | |
| 8 JANC B | 16 VUJOVIC M | 19 JOVICIC SS | 24 MAKUC A | 35 MAKUC D | 36 GRBIC L | 77 NOVAK D | 0:22 | +1 | |
| 8 JANC B | 16 VUJOVIC M | 20 KODRIN T | 28 GRMSEK T | 35 MAKUC D | 51 MACKOVSEK B | 77 NOVAK D | 0:27 | +1 | |
| 8 JANC B | 19 JOVICIC SS | 24 MAKUC A | 27 HORZEN K | 28 GRMSEK T | 35 MAKUC D | 77 NOVAK D | 0:40 | +1 | |
| 8 JANC B | 16 VUJOVIC M | 20 KODRIN T | 24 MAKUC A | 27 HORZEN K | 51 MACKOVSEK B | 77 NOVAK D | 0:52 | +1 | |
| 8 JANC B | 14 TAJNIK D | 16 VUJOVIC M | 19 JOVICIC SS | 27 HORZEN K | 28 GRMSEK T | 35 MAKUC D | 0:02 | 0 | |
| 5 HENIGMAN N | 19 JOVICIC SS | 20 KODRIN T | 24 MAKUC A | 27 HORZEN K | 35 MAKUC D | 51 MACKOVSEK B | 0:04 | 0 | |
| 8 JANC B | 20 KODRIN T | 24 MAKUC A | 35 MAKUC D | 51 MACKOVSEK B | 77 NOVAK D | 95 SUHOLEZNIK M | 0:05 | 0 | |
| 14 TAJNIK D | 16 VUJOVIC M | 20 KODRIN T | 27 HORZEN K | 35 MAKUC D | 77 NOVAK D | 95 SUHOLEZNIK M | 0:05 | 0 | |
| 8 JANC B | 16 VUJOVIC M | 19 JOVICIC SS | 27 HORZEN K | 28 GRMSEK T | 35 MAKUC D | 77 NOVAK D | 0:06 | 0 | |
| 5 HENIGMAN N | 8 JANC B | 16 VUJOVIC M | 20 KODRIN T | 24 MAKUC A | 35 MAKUC D | 77 NOVAK D | 0:06 | 0 | |
| 5 HENIGMAN N | 19 JOVICIC SS | 20 KODRIN T | 24 MAKUC A | 27 HORZEN K | 35 MAKUC D | 77 NOVAK D | 0:06 | 0 | |
| 16 VUJOVIC M | 19 JOVICIC SS | 24 MAKUC A | 28 GRMSEK T | 35 MAKUC D | 36 GRBIC L | 77 NOVAK D | 0:06 | 0 | |
| 8 JANC B | 14 TAJNIK D | 16 VUJOVIC M | 19 JOVICIC SS | 28 GRMSEK T | 35 MAKUC D | 95 SUHOLEZNIK M | 0:11 | 0 | |
| 8 JANC B | 19 JOVICIC SS | 24 MAKUC A | 27 HORZEN K | 35 MAKUC D | 51 MACKOVSEK B | 77 NOVAK D | 0:11 | 0 | |
| 8 JANC B | 14 TAJNIK D | 16 VUJOVIC M | 20 KODRIN T | 35 MAKUC D | 77 NOVAK D | 95 SUHOLEZNIK M | 0:16 | 0 | |
| 8 JANC B | 19 JOVICIC SS | 27 HORZEN K | 28 GRMSEK T | 35 MAKUC D | 51 MACKOVSEK B | 77 NOVAK D | 0:17 | 0 | |
| 8 JANC B | 16 VUJOVIC M | 20 KODRIN T | 24 MAKUC A | 35 MAKUC D | 51 MACKOVSEK B | 77 NOVAK D | 0:22 | 0 | |
| 14 TAJNIK D | 16 VUJOVIC M | 19 JOVICIC SS | 28 GRMSEK T | 35 MAKUC D | 51 MACKOVSEK B | 95 SUHOLEZNIK M | 0:23 | 0 | |
| 5 HENIGMAN N | 8 JANC B | 20 KODRIN T | 24 MAKUC A | 27 HORZEN K | 35 MAKUC D | 77 NOVAK D | 0:28 | 0 | |
| 8 JANC B | 16 VUJOVIC M | 19 JOVICIC SS | 27 HORZEN K | 28 GRMSEK T | 51 MACKOVSEK B | 77 NOVAK D | 0:33 | 0 | |
| 8 JANC B | 16 VUJOVIC M | 20 KODRIN T | 24 MAKUC A | 35 MAKUC D | 77 NOVAK D | 95 SUHOLEZNIK M | 0:34 | 0 | |
| 8 JANC B | 16 VUJOVIC M | 19 JOVICIC SS | 24 MAKUC A | 28 GRMSEK T | 35 MAKUC D | 36 GRBIC L | 0:34 | 0 | |
| 8 JANC B | 19 JOVICIC SS | 20 KODRIN T | 24 MAKUC A | 27 HORZEN K | 35 MAKUC D | 77 NOVAK D | 0:44 | 0 | |
| 5 HENIGMAN N | 8 JANC B | 16 VUJOVIC M | 20 KODRIN T | 28 GRMSEK T | 35 MAKUC D | 51 MACKOVSEK B | 0:46 | 0 | |
| 8 JANC B | 14 TAJNIK D | 16 VUJOVIC M | 19 JOVICIC SS | 24 MAKUC A | 35 MAKUC D | 77 NOVAK D | 0:57 | 0 | |
| 8 JANC B | 14 TAJNIK D | 19 JOVICIC SS | 35 MAKUC D | 51 MACKOVSEK B | 77 NOVAK D | 95 SUHOLEZNIK M | 1:16 | 0 | |
| 5 HENIGMAN N | 8 JANC B | 16 VUJOVIC M | 19 JOVICIC SS | 24 MAKUC A | 28 GRMSEK T | 35 MAKUC D | 51 MACKOVSEK B | 1:16 | 0 |
| 16 VUJOVIC M | 19 JOVICIC SS | 24 MAKUC A | 27 HORZEN K | 35 MAKUC D | 51 MACKOVSEK B | 77 NOVAK D | 1:32 | 0 | |
| 5 HENIGMAN N | 16 VUJOVIC M | 19 JOVICIC SS | 24 MAKUC A | 28 GRMSEK T | 36 GRBIC L | 77 NOVAK D | 1:36 | 0 | |
| 16 VUJOVIC M | 20 KODRIN T | 28 GRMSEK T | 35 MAKUC D | 51 MACKOVSEK B | 77 NOVAK D | 95 SUHOLEZNIK M | 2:12 | 0 | |
| 8 JANC B | 16 VUJOVIC M | 20 KODRIN T | 24 MAKUC A | 27 HORZEN K | 35 MAKUC D | 77 NOVAK D | 4:19 | 0 | |
| 8 JANC B | 14 TAJNIK D | 16 VUJOVIC M | 19 JOVICIC SS | 51 MACKOVSEK B | 77 NOVAK D | 95 SUHOLEZNIK M | 0:07 | -1 | |
| 8 JANC B | 16 VUJOVIC M | 19 JOVICIC SS | 24 MAKUC A | 27 HORZEN K | 28 GRMSEK T | 51 MACKOVSEK B | 0:07 | -1 | |
| 14 TAJNIK D | 16 VUJOVIC M | 19 JOVICIC SS | 27 HORZEN K | 35 MAKUC D | 51 MACKOVSEK B | 77 NOVAK D | 0:10 | -1 | |
| 5 HENIGMAN N | 8 JANC B | 16 VUJOVIC M | 19 JOVICIC SS | 24 MAKUC A | 28 GRMSEK T | 36 GRBIC L | 0:12 | -1 | |
| 8 JANC B | 16 VUJOVIC M | 20 KODRIN T | 24 MAKUC A | 28 GRMSEK T | 35 MAKUC D | 51 MACKOVSEK B | 0:13 | -1 | |
| 14 TAJNIK D | 16 VUJOVIC M | 20 KODRIN T | 35 MAKUC D | 51 MACKOVSEK B | 77 NOVAK D | 95 SUHOLEZNIK M | 0:14 | -1 | |
| 5 HENIGMAN N | 16 VUJOVIC M | 19 JOVICIC SS | 24 MAKUC A | 27 HORZEN K | 35 MAKUC D | 51 MACKOVSEK B | 0:15 | -1 | |
| 8 JANC B | 16 VUJOVIC M | 19 JOVICIC SS | 24 MAKUC A | 28 GRMSEK T | 35 MAKUC D | 51 MACKOVSEK B | 0:25 | -1 | |
| 5 HENIGMAN N | 16 VUJOVIC M | 19 JOVICIC SS | 24 MAKUC A | 28 GRMSEK T | 35 MAKUC D | 36 GRBIC L | 0:26 | -1 | |
| 8 JANC B | 16 VUJOVIC M | 19 JOVICIC SS | 20 KODRIN T | 24 MAKUC A | 27 HORZEN K | 35 MAKUC D | 0:58 | -1 | |
| 16 VUJOVIC M | 19 JOVICIC SS | 28 GRMSEK T | 35 MAKUC D | 51 MACKOVSEK B | 77 NOVAK D | 95 SUHOLEZNIK M | 1:16 | -1 | |
| 8 JANC B | 14 TAJNIK D | 16 VUJOVIC M | 19 JOVICIC SS | 27 HORZEN K | 51 MACKOVSEK B | 77 NOVAK D | 1:23 | -1 | |
| 8 JANC B | 14 TAJNIK D | 20 KODRIN T | 27 HORZEN K | 35 MAKUC D | 77 NOVAK D | 95 SUHOLEZNIK M | 2:14 | -1 | |
| 8 JANC B | 16 VUJOVIC M | 20 KODRIN T | 35 MAKUC D | 51 MACKOVSEK B | 77 NOVAK D | 95 SUHOLEZNIK M | 3:17 | -1 | |

OFFICIAL PARTNERS



EHF PARTNERS



NATIONAL SUPPLIERS



Main Round Group II

Line-Up Analysis

Malmö

Match No: 58

Attendance: 2.871

SLO 31 - 39 ISL

SLO - Slovenia

| Score development | | | | | | | Time Played | G Diff. |
|-------------------|--------------|---------------|-------------|----------------|----------------|-----------------|-------------|---------|
| 8 JANC B | 16 VUJOVIC M | 20 KODRIN T | 27 HORZEN K | 35 MAKUC D | 51 MACKOVSEK B | 77 NOVAK D | 3:44 | -1 |
| 8 JANC B | 16 VUJOVIC M | 19 JOVICIC SS | 24 MAKUC A | 27 HORZEN K | 35 MAKUC D | 51 MACKOVSEK B | 1:03 | -2 |
| 8 JANC B | 16 VUJOVIC M | 19 JOVICIC SS | 28 GRMSEK T | 35 MAKUC D | 51 MACKOVSEK B | 95 SUHOLEZNIK M | 2:01 | -2 |
| 8 JANC B | 16 VUJOVIC M | 19 JOVICIC SS | 27 HORZEN K | 35 MAKUC D | 51 MACKOVSEK B | 77 NOVAK D | 2:33 | -3 |
| 8 JANC B | 16 VUJOVIC M | 19 JOVICIC SS | 35 MAKUC D | 51 MACKOVSEK B | 77 NOVAK D | 95 SUHOLEZNIK M | 4:14 | -4 |

| Empty Goal | | | | | | | Time Played | GF | GA |
|--------------|---------------|---------------|-------------|----------------|----------------|-----------------|-------------|----|----|
| 8 JANC B | 14 TAJNIK D | 20 KODRIN T | 27 HORZEN K | 35 MAKUC D | 77 NOVAK D | 95 SUHOLEZNIK M | 2:14 | 0 | 1 |
| 8 JANC B | 14 TAJNIK D | 19 JOVICIC SS | 35 MAKUC D | 51 MACKOVSEK B | 77 NOVAK D | 95 SUHOLEZNIK M | 1:16 | 0 | 0 |
| 8 JANC B | 19 JOVICIC SS | 20 KODRIN T | 24 MAKUC A | 27 HORZEN K | 35 MAKUC D | 77 NOVAK D | 0:44 | 0 | 0 |
| 8 JANC B | 19 JOVICIC SS | 24 MAKUC A | 27 HORZEN K | 28 GRMSEK T | 35 MAKUC D | 77 NOVAK D | 0:40 | 1 | 0 |
| 5 HENIGMAN N | 8 JANC B | 20 KODRIN T | 24 MAKUC A | 27 HORZEN K | 35 MAKUC D | 77 NOVAK D | 0:28 | 1 | 1 |
| 8 JANC B | 19 JOVICIC SS | 27 HORZEN K | 28 GRMSEK T | 35 MAKUC D | 51 MACKOVSEK B | 77 NOVAK D | 0:17 | 0 | 0 |
| 8 JANC B | 19 JOVICIC SS | 24 MAKUC A | 27 HORZEN K | 35 MAKUC D | 51 MACKOVSEK B | 77 NOVAK D | 0:11 | 0 | 0 |
| 5 HENIGMAN N | 19 JOVICIC SS | 20 KODRIN T | 24 MAKUC A | 27 HORZEN K | 35 MAKUC D | 77 NOVAK D | 0:06 | 0 | 0 |
| 8 JANC B | 20 KODRIN T | 24 MAKUC A | 35 MAKUC D | 51 MACKOVSEK B | 77 NOVAK D | 95 SUHOLEZNIK M | 0:05 | 0 | 0 |
| 5 HENIGMAN N | 19 JOVICIC SS | 20 KODRIN T | 24 MAKUC A | 27 HORZEN K | 35 MAKUC D | 51 MACKOVSEK B | 0:04 | 0 | 0 |

OFFICIAL PARTNERS



EHF PARTNERS



NATIONAL SUPPLIERS



Main Round Group II

Line-Up Analysis

Malmö

Match No: 58

Attendance: 2.871

SLO 31 - 39 ISL

ISL - Iceland

| Lineup efficiency | | | | | | | | | | | | | | | | | | | Time Played | GF | GA |
|-------------------|----------------|----|----------------|----|-----------------|----|-----------------|----|-----------------|----|-----------------|----|-----------------|-------|----|----|--|--|-------------|----|----|
| 2 | RIKHARDSSON O | 3 | SMARASON JD | 11 | GISLASON YO | 14 | MAGNUSSON OI | 16 | HALLGRIMSSON VG | 18 | VIDARSSON E | 19 | THORKESSON OF | 15:16 | 5 | 11 | | | | | |
| 2 | RIKHARDSSON O | 3 | SMARASON JD | 10 | KRISTJANSSON G | 14 | MAGNUSSON OI | 16 | HALLGRIMSSON VG | 18 | VIDARSSON E | 19 | THORKESSON OF | 5:58 | 12 | 0 | | | | | |
| 2 | RIKHARDSSON O | 3 | SMARASON JD | 8 | ELISSON BM | 11 | GISLASON YO | 14 | MAGNUSSON OI | 16 | HALLGRIMSSON VG | 18 | VIDARSSON E | 5:29 | 1 | 4 | | | | | |
| 2 | RIKHARDSSON O | 3 | SMARASON JD | 8 | ELISSON BM | 10 | KRISTJANSSON G | 14 | MAGNUSSON OI | 16 | HALLGRIMSSON VG | 18 | VIDARSSON E | 4:52 | 7 | 0 | | | | | |
| 2 | RIKHARDSSON O | 3 | SMARASON JD | 8 | ELISSON BM | 11 | GISLASON YO | 14 | MAGNUSSON OI | 16 | HALLGRIMSSON VG | 27 | OLAFSSON E | 3:00 | 0 | 2 | | | | | |
| 2 | RIKHARDSSON O | 10 | KRISTJANSSON G | 14 | MAGNUSSON OI | 16 | HALLGRIMSSON VG | 18 | VIDARSSON E | 19 | THORKESSON OF | 25 | THRASTARSON H | 2:35 | 2 | 0 | | | | | |
| 2 | RIKHARDSSON O | 3 | SMARASON JD | 7 | KRISTJANSSON V | 10 | KRISTJANSSON G | 16 | HALLGRIMSSON VG | 18 | VIDARSSON E | 19 | THORKESSON OF | 2:23 | 1 | 1 | | | | | |
| 2 | RIKHARDSSON O | 3 | SMARASON JD | 8 | ELISSON BM | 10 | KRISTJANSSON G | 14 | MAGNUSSON OI | 16 | HALLGRIMSSON VG | 21 | ARNARSSON A | 1:47 | 0 | 0 | | | | | |
| 2 | RIKHARDSSON O | 3 | SMARASON JD | 7 | KRISTJANSSON V | 11 | GISLASON YO | 16 | HALLGRIMSSON VG | 18 | VIDARSSON E | 19 | THORKESSON OF | 1:34 | 2 | 0 | | | | | |
| 2 | RIKHARDSSON O | 3 | SMARASON JD | 10 | KRISTJANSSON G | 14 | MAGNUSSON OI | 16 | HALLGRIMSSON VG | 19 | THORKESSON OF | 21 | ARNARSSON A | 1:34 | 0 | 0 | | | | | |
| 2 | RIKHARDSSON O | 3 | SMARASON JD | 10 | KRISTJANSSON G | 11 | GISLASON YO | 16 | HALLGRIMSSON VG | 16 | VIDARSSON E | 18 | VIDARSSON E | 1:27 | 0 | 2 | | | | | |
| 10 | KRISTJANSSON G | 11 | GISLASON YO | 14 | MAGNUSSON OI | 16 | HALLGRIMSSON VG | 18 | VIDARSSON E | 19 | THORKESSON OF | 25 | THRASTARSON H | 1:25 | 0 | 2 | | | | | |
| 3 | SMARASON JD | 11 | GISLASON YO | 14 | MAGNUSSON OI | 16 | HALLGRIMSSON VG | 19 | THORKESSON OF | 21 | ARNARSSON A | 24 | EINARSSON TO | 1:18 | 1 | 1 | | | | | |
| 3 | SMARASON JD | 8 | ELISSON BM | 10 | KRISTJANSSON G | 11 | GISLASON YO | 14 | MAGNUSSON OI | 16 | HALLGRIMSSON VG | 18 | VIDARSSON E | 1:13 | 0 | 2 | | | | | |
| 2 | RIKHARDSSON O | 3 | SMARASON JD | 10 | KRISTJANSSON G | 14 | MAGNUSSON OI | 18 | VIDARSSON E | 19 | THORKESSON OF | 25 | THRASTARSON H | 1:10 | 1 | 0 | | | | | |
| 2 | RIKHARDSSON O | 3 | SMARASON JD | 8 | ELISSON BM | 11 | GISLASON YO | 14 | MAGNUSSON OI | 16 | HALLGRIMSSON VG | 19 | THORKESSON OF | 0:54 | 0 | 0 | | | | | |
| 2 | RIKHARDSSON O | 3 | SMARASON JD | 10 | KRISTJANSSON G | 11 | GISLASON YO | 14 | MAGNUSSON OI | 18 | VIDARSSON E | 19 | THORKESSON OF | 0:47 | 0 | 0 | | | | | |
| 7 | KRISTJANSSON V | 10 | KRISTJANSSON G | 11 | GISLASON YO | 16 | HALLGRIMSSON VG | 18 | VIDARSSON E | 19 | THORKESSON OF | 25 | THRASTARSON H | 0:43 | 0 | 0 | | | | | |
| 2 | RIKHARDSSON O | 3 | SMARASON JD | 10 | KRISTJANSSON G | 16 | HALLGRIMSSON VG | 18 | VIDARSSON E | 19 | THORKESSON OF | 27 | OLAFSSON E | 0:33 | 0 | 1 | | | | | |
| 2 | RIKHARDSSON O | 3 | SMARASON JD | 8 | ELISSON BM | 10 | KRISTJANSSON G | 14 | MAGNUSSON OI | 18 | VIDARSSON E | 19 | THORKESSON OF | 0:29 | 1 | 0 | | | | | |
| 3 | SMARASON JD | 14 | MAGNUSSON OI | 16 | HALLGRIMSSON VG | 19 | THORKESSON OF | 21 | ARNARSSON A | 24 | EINARSSON TO | 25 | THRASTARSON H | 0:27 | 0 | 0 | | | | | |
| 2 | RIKHARDSSON O | 3 | SMARASON JD | 7 | KRISTJANSSON V | 10 | KRISTJANSSON G | 18 | VIDARSSON E | 19 | THORKESSON OF | 21 | ARNARSSON A | 0:24 | 0 | 0 | | | | | |
| 2 | RIKHARDSSON O | 10 | KRISTJANSSON G | 11 | GISLASON YO | 14 | MAGNUSSON OI | 16 | HALLGRIMSSON VG | 18 | VIDARSSON E | 25 | THRASTARSON H | 0:23 | 0 | 1 | | | | | |
| 3 | SMARASON JD | 10 | KRISTJANSSON G | 14 | MAGNUSSON OI | 16 | HALLGRIMSSON VG | 19 | THORKESSON OF | 21 | ARNARSSON A | 24 | EINARSSON TO | 0:23 | 1 | 0 | | | | | |
| 2 | RIKHARDSSON O | 3 | SMARASON JD | 7 | KRISTJANSSON V | 8 | ELISSON BM | 11 | GISLASON YO | 16 | HALLGRIMSSON VG | 19 | THORKESSON OF | 0:22 | 0 | 1 | | | | | |
| 2 | RIKHARDSSON O | 7 | KRISTJANSSON V | 10 | KRISTJANSSON G | 14 | MAGNUSSON OI | 18 | VIDARSSON E | 19 | THORKESSON OF | 25 | THRASTARSON H | 0:22 | 0 | 0 | | | | | |
| 2 | RIKHARDSSON O | 7 | KRISTJANSSON V | 10 | KRISTJANSSON G | 18 | VIDARSSON E | 19 | THORKESSON OF | 21 | ARNARSSON A | 25 | THRASTARSON H | 0:21 | 0 | 0 | | | | | |
| 2 | RIKHARDSSON O | 7 | KRISTJANSSON V | 11 | GISLASON YO | 16 | HALLGRIMSSON VG | 18 | VIDARSSON E | 19 | THORKESSON OF | 25 | THRASTARSON H | 0:19 | 0 | 0 | | | | | |
| 2 | RIKHARDSSON O | 3 | SMARASON JD | 8 | ELISSON BM | 10 | KRISTJANSSON G | 11 | GISLASON YO | 14 | MAGNUSSON OI | 16 | HALLGRIMSSON VG | 0:14 | 1 | 0 | | | | | |
| 3 | SMARASON JD | 8 | ELISSON BM | 10 | KRISTJANSSON G | 11 | GISLASON YO | 14 | MAGNUSSON OI | 16 | HALLGRIMSSON VG | 21 | ARNARSSON A | 0:13 | 0 | 0 | | | | | |
| 1 | GUSTAVSSON BP | 7 | KRISTJANSSON V | 10 | KRISTJANSSON G | 11 | GISLASON YO | 18 | VIDARSSON E | 19 | THORKESSON OF | 25 | THRASTARSON H | 0:12 | 0 | 1 | | | | | |
| 1 | GUSTAVSSON BP | 2 | RIKHARDSSON O | 3 | SMARASON JD | 7 | KRISTJANSSON V | 11 | GISLASON YO | 18 | VIDARSSON E | 19 | THORKESSON OF | 0:11 | 0 | 1 | | | | | |
| 2 | RIKHARDSSON O | 11 | GISLASON YO | 14 | MAGNUSSON OI | 16 | HALLGRIMSSON VG | 18 | VIDARSSON E | 19 | THORKESSON OF | 25 | THRASTARSON H | 0:11 | 1 | 0 | | | | | |
| 2 | RIKHARDSSON O | 7 | KRISTJANSSON V | 10 | KRISTJANSSON G | 11 | GISLASON YO | 16 | HALLGRIMSSON VG | 19 | THORKESSON OF | 25 | THRASTARSON H | 0:10 | 0 | 0 | | | | | |
| 3 | SMARASON JD | 8 | ELISSON BM | 10 | KRISTJANSSON G | 11 | GISLASON YO | 14 | MAGNUSSON OI | 16 | HALLGRIMSSON VG | 27 | OLAFSSON E | 0:09 | 1 | 1 | | | | | |
| 7 | KRISTJANSSON V | 10 | KRISTJANSSON G | 11 | GISLASON YO | 14 | MAGNUSSON OI | 18 | VIDARSSON E | 19 | THORKESSON OF | 25 | THRASTARSON H | 0:09 | 1 | 0 | | | | | |
| 2 | RIKHARDSSON O | 3 | SMARASON JD | 14 | MAGNUSSON OI | 16 | HALLGRIMSSON VG | 18 | VIDARSSON E | 19 | THORKESSON OF | 25 | THRASTARSON H | 0:09 | 1 | 0 | | | | | |
| 2 | RIKHARDSSON O | 3 | SMARASON JD | 7 | KRISTJANSSON V | 11 | GISLASON YO | 14 | MAGNUSSON OI | 16 | HALLGRIMSSON VG | 18 | VIDARSSON E | 0:09 | 0 | 0 | | | | | |
| 2 | RIKHARDSSON O | 3 | SMARASON JD | 8 | ELISSON BM | 10 | KRISTJANSSON G | 14 | MAGNUSSON OI | 16 | HALLGRIMSSON VG | 19 | THORKESSON OF | 0:07 | 0 | 0 | | | | | |
| 1 | GUSTAVSSON BP | 2 | RIKHARDSSON O | 3 | SMARASON JD | 7 | KRISTJANSSON V | 10 | KRISTJANSSON G | 18 | VIDARSSON E | 19 | THORKESSON OF | 0:06 | 0 | 0 | | | | | |
| 2 | RIKHARDSSON O | 7 | KRISTJANSSON V | 10 | KRISTJANSSON G | 11 | GISLASON YO | 14 | MAGNUSSON OI | 19 | THORKESSON OF | 25 | THRASTARSON H | 0:06 | 0 | 0 | | | | | |
| 3 | SMARASON JD | 8 | ELISSON BM | 11 | GISLASON YO | 14 | MAGNUSSON OI | 16 | HALLGRIMSSON VG | 18 | VIDARSSON E | 19 | THORKESSON OF | 0:05 | 0 | 0 | | | | | |
| 2 | RIKHARDSSON O | 3 | SMARASON JD | 7 | KRISTJANSSON V | 8 | ELISSON BM | 10 | KRISTJANSSON G | 16 | HALLGRIMSSON VG | 19 | THORKESSON OF | 0:04 | 0 | 0 | | | | | |
| 2 | RIKHARDSSON O | 3 | SMARASON JD | 10 | KRISTJANSSON G | 16 | HALLGRIMSSON VG | 18 | VIDARSSON E | 19 | THORKESSON OF | 21 | ARNARSSON A | 0:04 | 0 | 0 | | | | | |
| 2 | RIKHARDSSON O | 10 | KRISTJANSSON G | 11 | GISLASON YO | 14 | MAGNUSSON OI | 18 | VIDARSSON E | 19 | THORKESSON OF | 25 | THRASTARSON H | 0:04 | 0 | 0 | | | | | |
| 3 | SMARASON JD | 10 | KRISTJANSSON G | 14 | MAGNUSSON OI | 16 | HALLGRIMSSON VG | 18 | VIDARSSON E | 19 | THORKESSON OF | 25 | THRASTARSON H | 0:03 | 0 | 0 | | | | | |
| 2 | RIKHARDSSON O | 10 | KRISTJANSSON G | 14 | MAGNUSSON OI | 16 | HALLGRIMSSON VG | 19 | THORKESSON OF | 21 | ARNARSSON A | 25 | THRASTARSON H | 0:03 | 0 | 0 | | | | | |
| 1 | GUSTAVSSON BP | 7 | KRISTJANSSON V | 10 | KRISTJANSSON G | 14 | MAGNUSSON OI | 18 | VIDARSSON E | 19 | THORKESSON OF | 25 | THRASTARSON H | 0:02 | 0 | 0 | | | | | |
| 2 | RIKHARDSSON O | 3 | SMARASON JD | 8 | ELISSON BM | 14 | MAGNUSSON OI | 16 | HALLGRIMSSON VG | 18 | VIDARSSON E | 19 | THORKESSON OF | 0:01 | 0 | 0 | | | | | |

| Score development | | | | | | | | | | | | | | | | | | | Time Played | G Diff. |
|-------------------|---------------|---|-------------|----|----------------|----|----------------|----|-----------------|----|-----------------|----|---------------|------|-----|--|--|--|-------------|---------|
| 2 | RIKHARDSSON O | 3 | SMARASON JD | 10 | KRISTJANSSON G | 14 | MAGNUSSON OI | 16 | HALLGRIMSSON VG | 18 | VIDARSSON E | 19 | THORKESSON OF | 5:58 | +12 | | | | | |
| 2 | RIKHARDSSON O | 3 | SMARASON JD | 8 | ELISSON BM | 10 | KRISTJANSSON G | 14 | MAGNUSSON OI | 16 | HALLGRIMSSON VG | 18 | VIDARSSON E | 4:52 | +7 | | | | | |

OFFICIAL PARTNERS



EHF PARTNERS



NATIONAL SUPPLIERS



Main Round Group II

Line-Up Analysis

Malmö

Attendance: 2.871

Match No: 58

SLO 31 - 39 ISL

ISL - Iceland

| Score development | | | | | | | | | | | | | | | | | | Time Played | G Diff. |
|-------------------|----------------|----|----------------|----|-----------------|----|-----------------|----|-----------------|----|-----------------|----|-----------------|-------|---------------|------|----|-------------|---------|
| 2 | RIKHARDSSON O | 3 | SMARASON JD | 7 | KRISTJANSSON V | 11 | GISLASON YÖ | 16 | HALLGRIMSSON VG | 18 | VIDARSSON E | 19 | THORKESSON OF | 25 | THRASTARSON H | 1:34 | +2 | | |
| 2 | RIKHARDSSON O | 10 | KRISTJANSSON G | 14 | MAGNUSSON OI | 16 | HALLGRIMSSON VG | 18 | VIDARSSON E | 19 | THORKESSON OF | 25 | THRASTARSON H | 2:35 | +2 | | | | |
| 7 | KRISTJANSSON V | 10 | KRISTJANSSON G | 11 | GISLASON YÖ | 14 | MAGNUSSON OI | 18 | VIDARSSON E | 19 | THORKESSON OF | 25 | THRASTARSON H | 0:09 | +1 | | | | |
| 2 | RIKHARDSSON O | 3 | SMARASON JD | 14 | MAGNUSSON OI | 16 | HALLGRIMSSON VG | 18 | VIDARSSON E | 19 | THORKESSON OF | 25 | THRASTARSON H | 0:09 | +1 | | | | |
| 2 | RIKHARDSSON O | 11 | GISLASON YÖ | 14 | MAGNUSSON OI | 16 | HALLGRIMSSON VG | 18 | VIDARSSON E | 19 | THORKESSON OF | 25 | THRASTARSON H | 0:11 | +1 | | | | |
| 2 | RIKHARDSSON O | 3 | SMARASON JD | 8 | ELISSON BM | 10 | KRISTJANSSON G | 11 | GISLASON YÖ | 14 | MAGNUSSON OI | 16 | HALLGRIMSSON VG | 18 | VIDARSSON E | 0:14 | +1 | | |
| 3 | SMARASON JD | 10 | KRISTJANSSON G | 14 | MAGNUSSON OI | 16 | HALLGRIMSSON VG | 19 | THORKESSON OF | 21 | ARNARSSON A | 24 | EINARSSON TÖ | 0:23 | +1 | | | | |
| 2 | RIKHARDSSON O | 3 | SMARASON JD | 8 | ELISSON BM | 10 | KRISTJANSSON G | 14 | MAGNUSSON OI | 18 | VIDARSSON E | 19 | THORKESSON OF | 0:29 | +1 | | | | |
| 2 | RIKHARDSSON O | 3 | SMARASON JD | 10 | KRISTJANSSON G | 14 | MAGNUSSON OI | 18 | VIDARSSON E | 19 | THORKESSON OF | 25 | THRASTARSON H | 1:10 | +1 | | | | |
| 2 | RIKHARDSSON O | 3 | SMARASON JD | 8 | ELISSON BM | 14 | MAGNUSSON OI | 16 | HALLGRIMSSON VG | 18 | VIDARSSON E | 19 | THORKESSON OF | 0:01 | 0 | | | | |
| 1 | GUSTAVSSON BP | 7 | KRISTJANSSON V | 10 | KRISTJANSSON G | 14 | MAGNUSSON OI | 16 | HALLGRIMSSON VG | 19 | THORKESSON OF | 25 | THRASTARSON H | 0:02 | 0 | | | | |
| 3 | SMARASON JD | 10 | KRISTJANSSON G | 14 | MAGNUSSON OI | 16 | HALLGRIMSSON VG | 18 | VIDARSSON E | 19 | THORKESSON OF | 25 | THRASTARSON H | 0:03 | 0 | | | | |
| 2 | RIKHARDSSON O | 10 | KRISTJANSSON G | 14 | MAGNUSSON OI | 16 | HALLGRIMSSON VG | 19 | THORKESSON OF | 21 | ARNARSSON A | 25 | THRASTARSON H | 0:03 | 0 | | | | |
| 2 | RIKHARDSSON O | 3 | SMARASON JD | 7 | KRISTJANSSON V | 8 | ELISSON BM | 10 | KRISTJANSSON G | 16 | HALLGRIMSSON VG | 19 | THORKESSON OF | 0:04 | 0 | | | | |
| 2 | RIKHARDSSON O | 3 | SMARASON JD | 10 | KRISTJANSSON G | 16 | HALLGRIMSSON VG | 18 | VIDARSSON E | 19 | THORKESSON OF | 21 | ARNARSSON A | 0:04 | 0 | | | | |
| 2 | RIKHARDSSON O | 10 | KRISTJANSSON G | 11 | GISLASON YÖ | 14 | MAGNUSSON OI | 18 | VIDARSSON E | 19 | THORKESSON OF | 25 | THRASTARSON H | 0:04 | 0 | | | | |
| 3 | SMARASON JD | 8 | ELISSON BM | 11 | GISLASON YÖ | 14 | MAGNUSSON OI | 16 | HALLGRIMSSON VG | 18 | VIDARSSON E | 19 | THORKESSON OF | 0:05 | 0 | | | | |
| 1 | GUSTAVSSON BP | 2 | RIKHARDSSON O | 3 | SMARASON JD | 7 | KRISTJANSSON V | 10 | KRISTJANSSON G | 18 | VIDARSSON E | 19 | THORKESSON OF | 0:06 | 0 | | | | |
| 2 | RIKHARDSSON O | 7 | KRISTJANSSON V | 10 | KRISTJANSSON G | 11 | GISLASON YÖ | 14 | MAGNUSSON OI | 19 | THORKESSON OF | 25 | THRASTARSON H | 0:06 | 0 | | | | |
| 2 | RIKHARDSSON O | 3 | SMARASON JD | 8 | ELISSON BM | 10 | KRISTJANSSON G | 14 | MAGNUSSON OI | 16 | HALLGRIMSSON VG | 19 | THORKESSON OF | 0:07 | 0 | | | | |
| 3 | SMARASON JD | 8 | ELISSON BM | 10 | KRISTJANSSON G | 11 | GISLASON YÖ | 14 | MAGNUSSON OI | 16 | HALLGRIMSSON VG | 27 | OLAFSSON E | 0:09 | 0 | | | | |
| 2 | RIKHARDSSON O | 3 | SMARASON JD | 7 | KRISTJANSSON V | 11 | GISLASON YÖ | 14 | MAGNUSSON OI | 16 | HALLGRIMSSON VG | 18 | VIDARSSON E | 0:09 | 0 | | | | |
| 2 | RIKHARDSSON O | 7 | KRISTJANSSON V | 10 | KRISTJANSSON G | 11 | GISLASON YÖ | 16 | HALLGRIMSSON VG | 19 | THORKESSON OF | 25 | THRASTARSON H | 0:10 | 0 | | | | |
| 3 | SMARASON JD | 8 | ELISSON BM | 10 | KRISTJANSSON G | 11 | GISLASON YÖ | 14 | MAGNUSSON OI | 16 | HALLGRIMSSON VG | 21 | ARNARSSON A | 0:13 | 0 | | | | |
| 2 | RIKHARDSSON O | 7 | KRISTJANSSON V | 11 | GISLASON YÖ | 16 | HALLGRIMSSON VG | 18 | VIDARSSON E | 19 | THORKESSON OF | 25 | THRASTARSON H | 0:19 | 0 | | | | |
| 2 | RIKHARDSSON O | 7 | KRISTJANSSON V | 10 | KRISTJANSSON G | 18 | VIDARSSON E | 19 | THORKESSON OF | 21 | ARNARSSON A | 25 | THRASTARSON H | 0:21 | 0 | | | | |
| 2 | RIKHARDSSON O | 7 | KRISTJANSSON V | 10 | KRISTJANSSON G | 14 | MAGNUSSON OI | 18 | VIDARSSON E | 19 | THORKESSON OF | 25 | THRASTARSON H | 0:22 | 0 | | | | |
| 2 | RIKHARDSSON O | 3 | SMARASON JD | 7 | KRISTJANSSON V | 10 | KRISTJANSSON G | 18 | VIDARSSON E | 19 | THORKESSON OF | 21 | ARNARSSON A | 0:24 | 0 | | | | |
| 3 | SMARASON JD | 14 | MAGNUSSON OI | 16 | HALLGRIMSSON VG | 19 | THORKESSON OF | 21 | ARNARSSON A | 24 | EINARSSON TÖ | 25 | THRASTARSON H | 0:27 | 0 | | | | |
| 7 | KRISTJANSSON V | 10 | KRISTJANSSON G | 11 | GISLASON YÖ | 16 | HALLGRIMSSON VG | 18 | VIDARSSON E | 19 | THORKESSON OF | 25 | THRASTARSON H | 0:43 | 0 | | | | |
| 2 | RIKHARDSSON O | 3 | SMARASON JD | 10 | KRISTJANSSON G | 11 | GISLASON YÖ | 14 | MAGNUSSON OI | 18 | VIDARSSON E | 19 | THORKESSON OF | 0:47 | 0 | | | | |
| 2 | RIKHARDSSON O | 3 | SMARASON JD | 8 | ELISSON BM | 11 | GISLASON YÖ | 14 | MAGNUSSON OI | 16 | HALLGRIMSSON VG | 19 | THORKESSON OF | 0:54 | 0 | | | | |
| 3 | SMARASON JD | 11 | GISLASON YÖ | 14 | MAGNUSSON OI | 16 | HALLGRIMSSON VG | 19 | THORKESSON OF | 21 | ARNARSSON A | 24 | EINARSSON TÖ | 1:18 | 0 | | | | |
| 2 | RIKHARDSSON O | 3 | SMARASON JD | 10 | KRISTJANSSON G | 14 | MAGNUSSON OI | 16 | HALLGRIMSSON VG | 19 | THORKESSON OF | 21 | ARNARSSON A | 1:34 | 0 | | | | |
| 2 | RIKHARDSSON O | 3 | SMARASON JD | 8 | ELISSON BM | 10 | KRISTJANSSON G | 14 | MAGNUSSON OI | 16 | HALLGRIMSSON VG | 21 | ARNARSSON A | 1:47 | 0 | | | | |
| 2 | RIKHARDSSON O | 3 | SMARASON JD | 7 | KRISTJANSSON V | 10 | KRISTJANSSON G | 16 | HALLGRIMSSON VG | 18 | VIDARSSON E | 19 | THORKESSON OF | 2:23 | 0 | | | | |
| 1 | GUSTAVSSON BP | 2 | RIKHARDSSON O | 3 | SMARASON JD | 7 | KRISTJANSSON V | 11 | GISLASON YÖ | 18 | VIDARSSON E | 19 | THORKESSON OF | 0:11 | -1 | | | | |
| 1 | GUSTAVSSON BP | 7 | KRISTJANSSON V | 10 | KRISTJANSSON G | 11 | GISLASON YÖ | 18 | VIDARSSON E | 19 | THORKESSON OF | 25 | THRASTARSON H | 0:12 | -1 | | | | |
| 2 | RIKHARDSSON O | 3 | SMARASON JD | 7 | KRISTJANSSON V | 8 | ELISSON BM | 11 | GISLASON YÖ | 16 | HALLGRIMSSON VG | 19 | THORKESSON OF | 0:22 | -1 | | | | |
| 2 | RIKHARDSSON O | 10 | KRISTJANSSON G | 11 | GISLASON YÖ | 14 | MAGNUSSON OI | 16 | HALLGRIMSSON VG | 18 | VIDARSSON E | 25 | THRASTARSON H | 0:23 | -1 | | | | |
| 2 | RIKHARDSSON O | 3 | SMARASON JD | 10 | KRISTJANSSON G | 16 | HALLGRIMSSON VG | 18 | VIDARSSON E | 19 | THORKESSON OF | 27 | OLAFSSON E | 0:33 | -1 | | | | |
| 3 | SMARASON JD | 8 | ELISSON BM | 10 | KRISTJANSSON G | 11 | GISLASON YÖ | 14 | MAGNUSSON OI | 16 | HALLGRIMSSON VG | 18 | VIDARSSON E | 1:13 | -2 | | | | |
| 10 | KRISTJANSSON G | 11 | GISLASON YÖ | 14 | MAGNUSSON OI | 16 | HALLGRIMSSON VG | 18 | VIDARSSON E | 19 | THORKESSON OF | 25 | THRASTARSON H | 1:25 | -2 | | | | |
| 2 | RIKHARDSSON O | 3 | SMARASON JD | 10 | KRISTJANSSON G | 11 | GISLASON YÖ | 14 | MAGNUSSON OI | 16 | HALLGRIMSSON VG | 18 | VIDARSSON E | 1:27 | -2 | | | | |
| 2 | RIKHARDSSON O | 3 | SMARASON JD | 8 | ELISSON BM | 11 | GISLASON YÖ | 14 | MAGNUSSON OI | 16 | HALLGRIMSSON VG | 27 | OLAFSSON E | 3:00 | -2 | | | | |
| 2 | RIKHARDSSON O | 3 | SMARASON JD | 8 | ELISSON BM | 11 | GISLASON YÖ | 14 | MAGNUSSON OI | 16 | HALLGRIMSSON VG | 18 | VIDARSSON E | 5:29 | -3 | | | | |
| 2 | RIKHARDSSON O | 3 | SMARASON JD | 11 | GISLASON YÖ | 14 | MAGNUSSON OI | 16 | HALLGRIMSSON VG | 18 | VIDARSSON E | 19 | THORKESSON OF | 15:16 | -6 | | | | |

| Empty Goal | | | | | | | | | | | | | Time Played | GF | GA | |
|------------|---------------|---|-------------|----|----------------|----|----------------|----|--------------|----|---------------|----|---------------|------|----|---|
| 2 | RIKHARDSSON O | 3 | SMARASON JD | 10 | KRISTJANSSON G | 14 | MAGNUSSON OI | 18 | VIDARSSON E | 19 | THORKESSON OF | 25 | THRASTARSON H | 1:10 | 1 | 0 |
| 2 | RIKHARDSSON O | 3 | SMARASON JD | 10 | KRISTJANSSON G | 11 | GISLASON YÖ | 14 | MAGNUSSON OI | 18 | VIDARSSON E | 19 | THORKESSON OF | 0:47 | 0 | 0 |
| 2 | RIKHARDSSON O | 3 | SMARASON JD | 8 | ELISSON BM | 10 | KRISTJANSSON G | 14 | MAGNUSSON OI | 18 | VIDARSSON E | 19 | THORKESSON OF | 0:29 | 1 | 0 |
| 2 | RIKHARDSSON O | 3 | SMARASON JD | 7 | KRISTJANSSON V | 10 | KRISTJANSSON G | 18 | VIDARSSON E | 19 | THORKESSON OF | 21 | ARNARSSON A | 0:24 | 0 | 0 |

OFFICIAL PARTNERS



EHF PARTNERS



NATIONAL SUPPLIERS



Main Round Group II

Line-Up Analysis

Malmö

Match No: 58

Attendance: 2.871

SLO 31 - 39 ISL

ISL - Iceland

| Empty Goal | | | | | | | | | | | | | | | Time Played | GF | GA |
|------------------|-------------------|-------------------|-----------------|-------------------|-------------------|------------------|------|---|---|--|--|--|--|--|-------------|----|----|
| 2 RIKHARDSSON O | 7 KRISTJANSSON V | 10 KRISTJANSSON G | 14 MAGNUSSON OI | 18 VIDARSSON E | 19 THORKELSSON OF | 25 THRASTARSON H | 0:22 | 0 | 0 | | | | | | | | |
| 2 RIKHARDSSON O | 7 KRISTJANSSON V | 10 KRISTJANSSON G | 18 VIDARSSON E | 19 THORKELSSON OF | 21 ARNARSSON A | 25 THRASTARSON H | 0:21 | 0 | 0 | | | | | | | | |
| 7 KRISTJANSSON V | 10 KRISTJANSSON G | 11 GISLASON YÖ | 14 MAGNUSSON OI | 18 VIDARSSON E | 19 THORKELSSON OF | 25 THRASTARSON H | 0:09 | 1 | 0 | | | | | | | | |
| 2 RIKHARDSSON O | 7 KRISTJANSSON V | 10 KRISTJANSSON G | 11 GISLASON YÖ | 14 MAGNUSSON OI | 19 THORKELSSON OF | 25 THRASTARSON H | 0:06 | 0 | 0 | | | | | | | | |
| 2 RIKHARDSSON O | 10 KRISTJANSSON G | 11 GISLASON YÖ | 14 MAGNUSSON OI | 18 VIDARSSON E | 19 THORKELSSON OF | 25 THRASTARSON H | 0:04 | 0 | 0 | | | | | | | | |

Legend:
G Diff. Goals Difference

OFFICIAL PARTNERS



EHF PARTNERS



NATIONAL SUPPLIERS

