

Start List

Match No: 4

AUT - ESP

Referees: LAH Bojan (SLO) / SOK David (SLO)
Reserve: KONJICANIN Dino (BIH) / KONJICANIN Amar (BIH)
EHF Observer: SONDORS Zigmars (LAT)

EHF Supervisor: VIZITIU Nicolae (MDA)
Timekeeper: LEMMING Birgitte (DEN)
Scorekeeper: RASMUSSEN Inge Holst (DEN)

AUT - Austria

No.	Name	Pos.	Height m	Int. Matches		Competition Statistics								
				MP	G	MP	G	7mG	YC	2Min	RC	S	7mS	
51	BERGMANN Leon	GK	1.96	14	1	1							2	
98	MÖSTL Constantin	GK	1.86	49	0	1							7	
6	MAHR Markus	LB	1.89	36	36	1								
7	BOŽOVIC Janko	RB	2.04	204	577	1	1							
18	PETRUSIC Emanuel	P	1.93	5	0	1								
19	MOSER Nils	RW	1.90	4	2	1								
20	FRIMMEL Sebastian	LW	1.90	130	482	1	9	4		1				
23	BELOŠ Nemanja	LB	1.92	28	48	1								
26	HERBURGER Lukas	P	1.97	93	90	1			1	1				
30	ŽIVKOVIĆ Boris	RB	1.95	87	167	1								
45	DAMBÖCK Eric	LW	1.81	54	69	1								
53	BILYK Mykola	LB	1.98	117	524	1	1							
55	WAGNER Tobias	P	1.98	125	372	1	2							
57	NIGG Jakob	RW	1.84	37	62	1	7			1				
66	KOFLER Elias	CB	1.87	42	25	1	1			2				
72	HUTECEK Lukas	CB	1.89	74	260	1	6							
(NN)	MISKOVEZ Michael	RB	1.97	51	10									
Headcoach		ROMERO Iker (ESP)		Bench/Team										

AUT Played		
PR	GER	27 - 30
PR	ESP	17 JAN
PR	SRB	19 JAN

ESP - Spain

No.	Name	Pos.	Height m	Int. Matches		Competition Statistics								
				MP	G	MP	G	7mG	YC	2Min	RC	S	7mS	
25	HERNÁNDEZ Sergey	GK	1.98	70	12	1							4	
53	BIOSCA Ignacio	GK	2.00	12	1	1							3	2
5	SERRADILLA Antonio	LB	1.98	17	10	1	1			1				
7	GURRI Jan	LB	1.90	23	33	1	2							
8	CASADO Agustín	LB	1.93	75	188	1	3							
9	TARRAFETA Ian	CB	1.88	74	182	1	6							
10	DUJSHEBAEV Alex	RB	1.88	175	507	1	3							
11	ODRIOZOLA Kauldi	RW	1.83	82	205	1								
18	GARCIANDIA Imanol	RB	2.03	79	204	1								
20	SERDIO Abel	P	1.95	67	133	1	4							
22	FIS Marcos	RB	1.88	4	13	1	3							
24	DUJSHEBAEV Daniel	LB	1.96	111	244									
28	GÓMEZ Aleix	RW	1.83	101	410	1	3	1						
70	FERNÁNDEZ Daniel	LW	1.80	64	212	1	2	1						
80	BARRUFET Ian	LW	1.98	16	28	1	1							
99	RODRÍGUEZ Javier	P	1.98	31	48	1	1			1				
(NN)	ROMERO Victor	P	1.92	12	29									
(NN)	SUÁREZ Natan	LB	1.85	3	3	1								
Headcoach		RIBERA Jordi		Bench/Team										

ESP Played		
PR	SRB	29 - 27
PR	AUT	17 JAN
PR	GER	19 JAN

Notes:
 Players below the bold line are not playing in this match.

Legend:		
(NN)	Not nominated	2Min 2-Minute Suspensions
CB	Centre Back	G Goals
LW	Left Wing	MP Matches Played
PR	Preliminary Round	RB Right Back
RW	Right Wing	S Saves
GK	Goalkeeper	7mG 7-metre Goals
P	Line Player	LB Left Back
RC	Red Cards (Direct and after 3rd 2-Minute Suspension)	Pos Position
YC	Yellow Cards	

OFFICIAL PARTNERS



EHF PARTNERS



NATIONAL SUPPLIERS



Results

Herning

Attendance: 8.260

Match No: 4

AUT 25 - 30 ESP

(12 - 19) (13 - 11)

Referees: LAH Bojan (SLO) / SOK David (SLO)

Austria

Coach: ROMERO Iker

Time outs: 3

No.	Name	Total		Goals / Shots						Punishments			TP		
		G/S	%	7m	6m	Wing	BT	FB	FTO	9m	EG	YC		RC	2M
6	MAHR Markus	1/4	25		1/1		0/3								23:11
7	BOZOVIC Janko	0/2	0							0/2					5:22
18	PETRUSIC Emanuel														
19	MOSER Nils														
20	FRIMMEL Sebastian	4/9	44	1/2		1/4		2/3					2		55:07
23	BELOS Nemanja														5:02
26	HERBURGER Lukas														40:49
30	ZIVKOVIC Boris	0/1	0				0/1								8:07
45	DAMBÖCK Eric	0/1	0	0/1											7:18
51	BERGMANN Leon														9:47
53	BILYK Mykola	5/8	63		1/1		2/2	1/1		1/4					52:55
55	WAGNER Tobias	6/6	100		6/6										25:20
57	NIGG Jakob	3/6	50			2/5		1/1							57:33
66	KOFLER Elias	1/1	100		1/1								2		26:38
72	HUTECEK Lukas	5/8	63		2/2		2/3			1/3					53:02
98	MÖSTL Constantin	0/1	0								0/1				41:49
Totals		25/47	53	1/3	11/11	3/9	4/9	4/5		2/9	0/1			4	60:00

No.	Name	Total		Saves / Shots						
		S/S	%	7m	6m	Wing	BT	FB	FTO	9m
51	BERGMANN Leon	0/6	0	0/1		0/1	0/1	0/1		0/2
98	MÖSTL Constantin	11/33	33		5/13	2/5	2/6	0/3		2/5
EG		2								
Totals		11/41	27	0/1	5/13	2/6	2/7	0/4		2/7

Spain

Coach: RIBERA Jordi

Time outs: 2

No.	Name	Total		Goals / Shots						Punishments			TP		
		G/S	%	7m	6m	Wing	BT	FB	FTO	9m	EG	YC		RC	2M
5	SERRADILLA Antonio													1	30:25
7	GURRI Jan	3/4	75		1/1		2/2			0/1				1	22:08
8	CASADO Agustín	3/7	43		1/3		1/2			1/2					34:02
9	TARRAFETA Ian	2/5	40		1/3		1/2								39:39
10	DUJSHEBAEV Alex	3/5	60		1/2		1/1			1/2					13:44
11	ODRIOZOLA Kauldi	2/4	50			1/2	0/1	1/1							15:31
18	GARCIANDIA Imanol	4/5	80					1/1		2/3	1/1		1	1	30:31
20	SERDIO Abel	3/4	75		3/4								1		45:18
22	FIS Marcos	1/1	100							1/1					7:43
24	DUJSHEBAEV Daniel												1		1:20
25	HERNANDEZ Sergey	2/2	100								2/2				54:04
28	GOMEZ Aleix	4/6	67	1/2	1/1	1/2		1/1							44:04
53	BIOSCA Ignacio														1:10
70	FERNANDEZ Daniel	1/1	100			1/1									14:59
80	BARRUFET Ian	2/2	100			1/1		1/1							46:36
99	RODRIGUEZ Javier												1		8:46
Totals		30/46	65	1/2	8/14	4/6	5/8	4/4		5/9	3/3	1		5	60:00

No.	Name	Total		Saves / Shots						
		S/S	%	7m	6m	Wing	BT	FB	FTO	9m
25	HERNANDEZ Sergey	13/37	35		0/11	5/8	4/8	0/4		4/6
53	BIOSCA Ignacio	1/2	50	1/2						
Totals		14/39	36	1/2	0/11	5/8	4/8	0/4		4/6

Attacks

Team:	All		Player Majority		Player Minority		Position Attacks		FB		Ind. FB		Team FB		Att. Dur. (min)	Turnover		
	G/Att.	%	G/Att.	%	G/Att.	%	G/Att.	%	G/Att.	%	G/Att.	%	G/Att.	%		All	%	TOFB
AUT	25/51	49	5/8	63	3/5	60	21/45	47	4/5	80	1/1	100	3/4	75	0:37	10	20	0
ESP	30/51	59	3/5	60	2/6	33	23/44	52	4/4	100	1/1	100	3/3	100	0:33	8	16	0

Legend:

%	Efficiency	2M	2-Minute Suspensions	7m	7-metre Penalty Shots	9m	9-metre Shots
Att. Dur.	Average Attack Duration	BT	Breakthroughs	FB	Fast Breaks	FTO	Fast Throw off
G/Att.	Goals/Attacks	G/S	Goals/Shots	No.	Uniform Number		
RC	Red Cards (Direct and after Third 2-Minute Suspension)	S/S	Saves/Shots	TP	Time Played		
TOFB	Turnover during Fast Breaks			Wing	Wing Shots		

RUNNING SCORE	
AUT - ESP	
1st Half	
0 (1) 1	GARCIANDIA I
BILYK M 1 (2) 1	
1 (3) 2	SERDIO A
BILYK M 2 (4) 2	
2 (4) 3	GOMEZ A
2 (6) 4	TARRAFETA I
WAGNER T 3 (7) 4	
HUTECEK L 4 (8) 4	
4 (8) 5	GOMEZ A
4 (9) 6	GURRI J
4 (10) 7	GARCIANDIA I
WAGNER T 5 (11) 7	
5 (12) 8	TARRAFETA I
HUTECEK L 6 (12) 8	
6 (13) 9	GURRI J
WAGNER T 7 (14) 9	
7 (14) 10	SERDIO A
HUTECEK L 8 (16) 10	
8 (17) 11	FERNANDEZ D
KOFLER E 9 (17) 11	
9 (18) 12	GOMEZ A
MAHR M 10 (19) 12	
10 (19) 13	CASADO A
10 (22) 14	GARCIANDIA I
10 (25) 15	FIS M
10 (25) 16	GOMEZ A
10 (26) 17	HERNANDEZ S
NIGG J 11 (26) 17	
11 (27) 18	SERDIO A
NIGG J 12 (28) 18	
12 (28) 19	BARRUFET I
2nd Half	
WAGNER T 13 (31) 19	
13 (33) 20	BARRUFET I
HUTECEK L 14 (34) 20	
BILYK M 15 (35) 20	
15 (35) 21	DUJSHEBAEV A
WAGNER T 16 (36) 21	
16 (37) 22	ODRIOZOLA K
BILYK M 17 (38) 22	
17 (39) 23	CASADO A
17 (40) 24	ODRIOZOLA K
HUTECEK L 18 (42) 24	
FRIMMEL S 19 (43) 24	
WAGNER T 20 (44) 24	
20 (47) 25	GARCIANDIA I
FRIMMEL S 21 (48) 25	
21 (49) 26	DUJSHEBAEV A
BILYK M 22 (50) 26	
22 (50) 27	CASADO A
FRIMMEL S 23 (53) 27	
23 (54) 28	HERNANDEZ S
FRIMMEL S 24 (55) 28	
24 (56) 29	GURRI J
NIGG J 25 (57) 29	
25 (60) 30	DUJSHEBAEV A

OFFICIAL PARTNERS



EHF PARTNERS



NATIONAL SUPPLIERS



Match Team Statistics

Herning

Match No: 4

AUT 25 - 30 ESP
(12 - 19) (13 - 11)

Referees: LAH Bojan (SLO) / SOK David (SLO)

AUT - Austria

Coach: ROMERO Iker (ESP)

Time outs: 3

No.	Name	Total		All Goals / Shots							Punishments				Offence			Defence			TP		
		G/S	%	7m	7m%	6m	Wing	BT	FB	FTO	9m	EG	YC	RC	2M	2+2	AS	R7	TO/TF	ST		BS	P7
6	MAHR Markus	1/4	25			1/1		0/3										1	2 / 1				23:11
7	BOZOVIC Janko	0/2	0							0/2													5:22
18	PETRUSIC Emanuel																						
19	MOSER Nils																						
20	FRIMMEL Sebastian	4/9	44	1/2	50		1/4		2/3					2			1						55:07
23	BELOS Nemanja															1							5:02
26	HERBURGER Lukas																						40:49
30	ZIVKOVIC Boris	0/1	0					0/1											/ 2				8:07
45	DAMBÖCK Eric	0/1	0	0/1	0																		7:18
51	BERGMANN Leon																						9:47
53	BILYK Mykola	5/8	63			1/1		2/2	1/1		1/4					7	1	1		3			52:55
55	WAGNER Tobias	6/6	100			6/6												/ 1					25:20
57	NIGG Jakob	3/6	50				2/5		1/1														57:33
66	KOFLER Elias	1/1	100			1/1									2			1				2	26:38
72	HUTECEK Lukas	5/8	63			2/2		2/3			1/3					5		/ 2					53:02
98	MÖSTL Constantin	0/1	0														2						41:49
Totals		25/47	53	1/3	33	11/11	3/9	4/9	4/5		2/9	0/1			4	15	3	4 / 6	3	2			

No.	Name	Total		All Saves / Shots									
		S/S	%	7m	7m%	Near Shots			FB	FTO	9m	9m%	
				All	All%	6m	Wing	BT					
51	BERGMANN Leon	0/6	0	0/1	0	0/2	0	0/1	0/1	0/1	0/1	0	
98	MÖSTL Constantin	11/33	33			9/24	38	5/13	2/5	2/6	0/3	0	
EG		2											
Totals		11/41	27	0/1	0	9/26	35	5/13	2/6	2/7	0/4	2/7	29

Attacks

Team	All		Player Majority		Player Minority		Position Attacks		FB		Ind. FB		Team FB		Att. Dur. (min)	Turnover		
	G/Att.	%	G/Att.	%	G/Att.	%	G/Att.	%	G/Att.	%	G/Att.	%	G/Att.	%		All	%	TOFB
AUT	25/51	49	5/8	63	3/5	60	21/45	47	4/5	80	1/1	100	3/4	75	0:37	10	20	0

Team Shots

	Goals	Saves	Missed	Post	Blocked	Total	G/S %	Prop %
6m Shots	11					11	100	23
Wing Shots	3	5		1		9	33	19
L R	1 2	3 2		1		4 5	25 40	9 11
9m Shots	2	4			3	9	22	19
L C R	2	1 1 2			3	1 6 2	0 33 0	2 13 4
7m Penalty Throws	1	1	1			3	33	6
Fast Breaks	4		1			5	80	11
Breakthroughs	4	4		1		9	44	19
Fast Throw Offs								0
Empty Goals			1			1	0	2
Totals	25	14	3	2	3	47	53	100

Legend:			
%	Efficiency	2M	2-Minute Suspensions
9m	9-metre Shots	AS	Assists
C	Center	EG	Empty Goal
G/S	Goals/Shots	Ind.	Individual
R7	Received 7-metre Fouls	R	Right
ST	Steals	TO/TF	Turnover/Technical Fouls
Wing	Wing Shots	YC	Yellow Cards
2+2	2+2 Minute Suspensions	6m	6-metre Shots
Att. Dur.	Average Attack Duration	BS	Blocked Shots
FB	Fast Breaks	FTO	Fast Throw off
L	Left	P7	Penalty 7-metre Fouls
RC	Red Cards (Direct and after 3rd 2-Minute Suspension)	Prop %	Proportion of Shots
TOFB	Turnover during Fast Breaks	S/S	Saves/Shots
		TP	Time Played

OFFICIAL PARTNERS



EHF PARTNERS



NATIONAL SUPPLIERS



Match Team Statistics

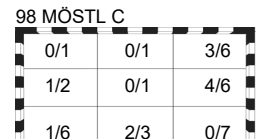
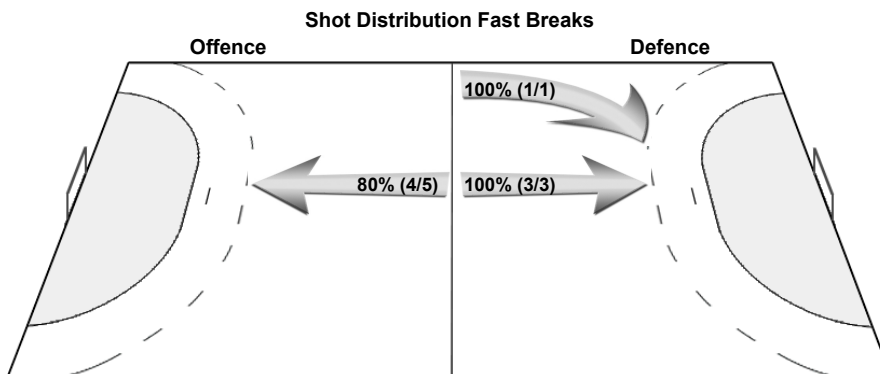
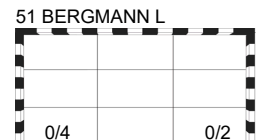
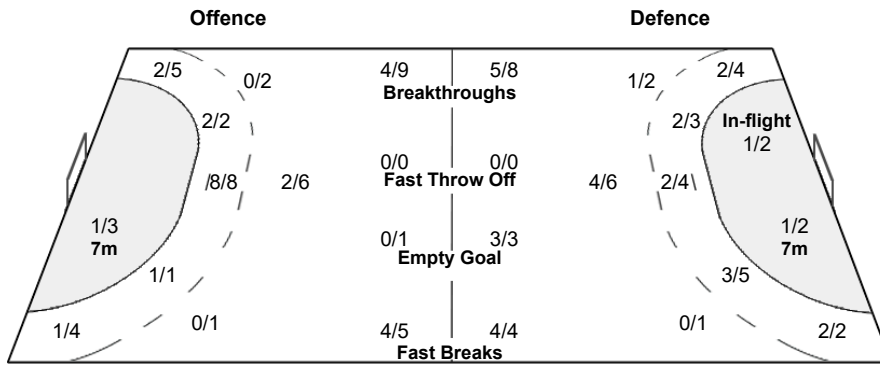
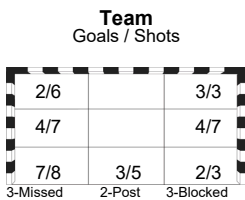
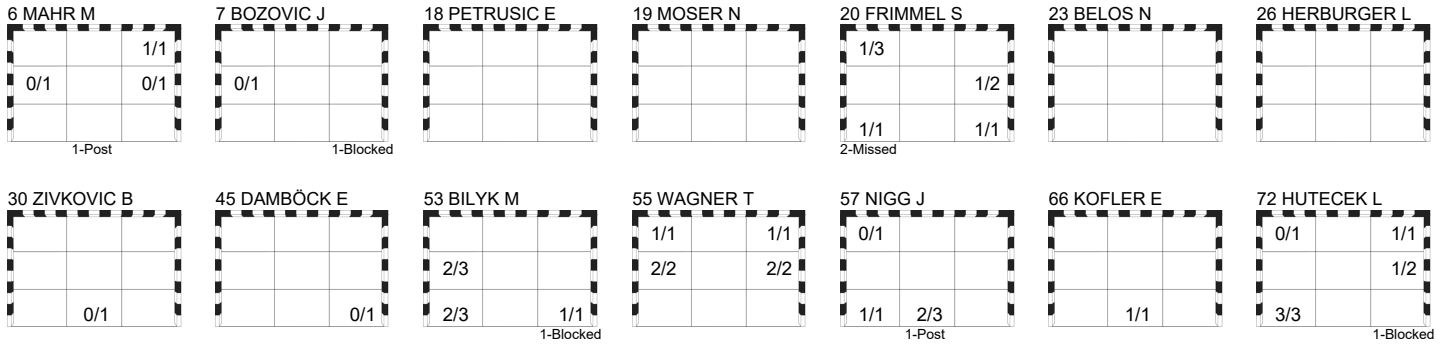
Match No: 4

AUT 25 - 30 ESP
(12 - 19) (13 - 11)

Referees: LAH Bojan (SLO) / SOK David (SLO)

AUT - Austria

Overview of Shot Distribution



OFFICIAL PARTNERS



EHF PARTNERS



NATIONAL SUPPLIERS



SAT 17 JAN 2026
Start Time: 18:00

Preliminary Round - Group A

Match Team Statistics

Herning

Match No: 4

AUT 25 - 30 ESP
(12 - 19) (13 - 11)

Referees: LAH Bojan (SLO) / SOK David (SLO)

ESP - Spain Coach: RIBERA Jordi

Time outs: 2

No.	Name	Total		All Goals / Shots							Punishments				Offence			Defence			TP		
		G/S	%	7m	7m%	6m	Wing	BT	FB	FTO	9m	EG	YC	RC	2M	2+2	AS	R7	TO/TF	ST		BS	P7
5	SERRADILLA Antonio													1						2			30:25
7	GURRI Jan	3/4	75			1/1		2/2						1			2	/ 1					22:08
8	CASADO Agustín	3/7	43			1/3		1/2									2	1				1	15:31
9	TARRAFETA Ian	2/5	40			1/3		1/2									3	1	3				39:39
10	DUJSHEBAEV Alex	3/5	60			1/2		1/1										1					13:44
11	ODRIOZOLA Kauldi	2/4	50				1/2	0/1	1/1													1	15:31
18	GARCIANDIA Imanol	4/5	80						1/1								2	1		1	1	1	30:31
20	SERDIO Abel	3/4	75			3/4							1					1	/ 1		1	1	45:18
22	FIS Marcos	1/1	100															1					7:43
24	DUJSHEBAEV Daniel													1									1:20
25	HERNANDEZ Sergey	2/2	100																				54:04
28	GOMEZ Aleix	4/6	67	1/2	50	1/1	1/2		1/1												1		44:04
53	BIOSCA Ignacio																						1:10
70	FERNANDEZ Daniel	1/1	100				1/1																14:59
80	BARRUFET Ian	2/2	100				1/1		1/1									/ 1		1			46:36
99	RODRIGUEZ Javier													1									8:46
Totals		30/46	65	1/2	50	8/14	4/6	5/8	4/4		5/9	3/3	1	5	11	2	5	3	3	3	3	3	

No.	Name	Total		All Saves / Shots										
		S/S	%	Near Shots							FB	FTO	9m	9m%
		7m	7m%	All	All%	6m	Wing	BT						
25	HERNANDEZ Sergey	13/37	35			9/27	33	0/11	5/8	4/8	0/4		4/6	67
53	BIOSCA Ignacio	1/2	50	1/2	50									
Totals		14/39	36	1/2	50	9/27	33	0/11	5/8	4/8	0/4		4/6	67

Attacks

Team	All		Player Majority		Player Minority		Position Attacks		FB		Ind. FB		Team FB		Att. Dur. (min)	Turnover		
	G/Att.	%	G/Att.	%	G/Att.	%	G/Att.	%	G/Att.	%	G/Att.	%	G/Att.	%		All	%	TOFB
ESP	30/51	59	3/5	60	2/6	33	23/44	52	4/4	100	1/1	100	3/3	100	0:33	8	16	0

Team Shots

	Goals	Saves	Missed	Post	Blocked	Total	G/S %	Prop %
6m Shots	8	5		1		14	57	30
Wing Shots	4	2				6	67	13
L R	2 2	2				2 4	100 50	4 9
9m Shots	5	2	1	1		9	56	20
L C R	4 1	1 1	1	1		1 6 2	0 67 50	2 13 4
7m Penalty Throws	1			1		2	50	4
Fast Breaks	4					4	100	9
Breakthroughs	5	2	1			8	63	17
Fast Throw Offs								0
Empty Goals	3					3	100	7
Totals	30	11	2	3		46	65	100

Legend:			
%	Efficiency	2M	2-Minute Suspensions
9m	9-metre Shots	AS	Assists
C	Center	EG	Empty Goal
G/S	Goals/Shots	Ind.	Individual
R7	Received 7-metre Fouls	R	Right
ST	Steals	TO/TF	Turnover/Technical Fouls
Wing	Wing Shots	YC	Yellow Cards
2+2	2+2 Minute Suspensions	6m	6-metre Shots
Att. Dur.	Average Attack Duration	BS	Blocked Shots
FB	Fast Breaks	FTO	Fast Throw off
L	Left	P7	Penalty 7-metre Fouls
RC	Red Cards (Direct and after 3rd 2-Minute Suspension)	Prop %	Proportion of Shots
TOFB	Turnover during Fast Breaks	S/S	Saves/Shots
		TP	Time Played

OFFICIAL PARTNERS



EHF PARTNERS



NATIONAL SUPPLIERS



Match Team Statistics

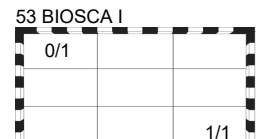
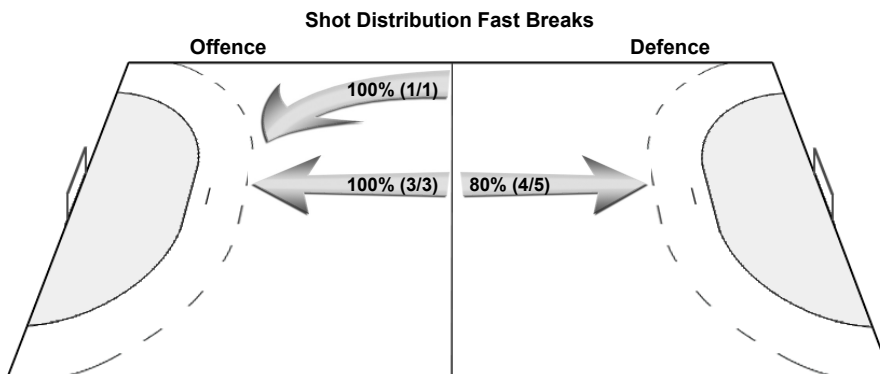

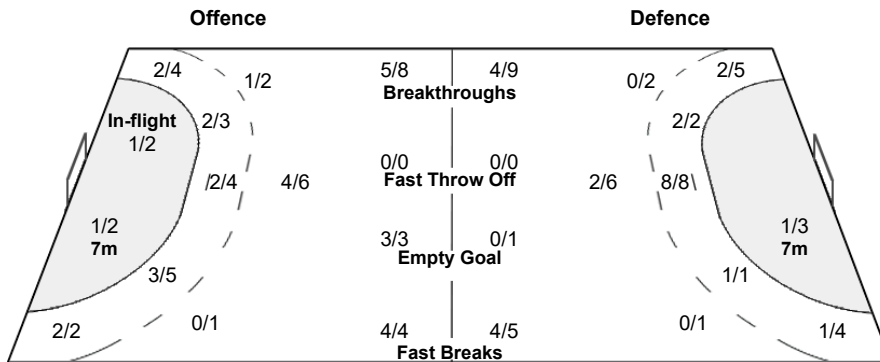
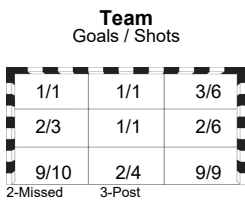
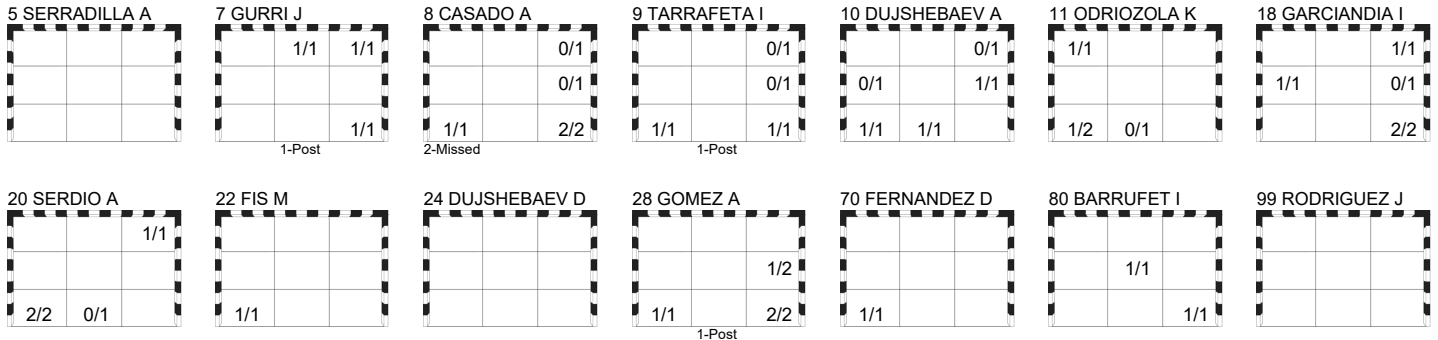
Match No: 4

AUT 25 - 30 ESP
(12 - 19) (13 - 11)

Referees: LAH Bojan (SLO) / SOK David (SLO)

ESP - Spain

Overview of Shot Distribution



OFFICIAL PARTNERS



EHF PARTNERS



NATIONAL SUPPLIERS



Play by Play

Match No: 4

AUT 25 - 30 ESP

(12 - 19) (13 - 11)

Referees: LAH Bojan (SLO) / SOK David (SLO)

AUT	6 MAHR Markus	7 BOZOVIC Janko	18 PETRUSIC Emanuel	A GIERLINGER Erwin
	19 MOSER Nils	20 FRIMMEL Sebastian	23 BELOS Nemanja	B ROMERO Iker
	26 HERBURGER Lukas	30 ZIVKOVIC Boris	45 DAMBÖCK Eric	C MARINOVIC Nikola
	51 BERGMANN Leon	53 BILYK Mykola	55 WAGNER Tobias	D KINTSCHER Andre
	57 NIGG Jakob	66 KOFLER Elias	72 HUTECEK Lukas	E EHRENBERGER Patrick
	98 MÖSTL Constantin			
ESP	5 SERRADILLA Antonio	7 GURRI Jan	8 CASADO Agustín	A ITURRI Fermín
	9 TARRAFETA Ian	10 DUJSHEBAEV Alex	11 ODRIOZOLA Kauldi	B RIBERA Jordi
	18 GARCIANDIA Imanol	20 SERDIO Abel	22 FIS Marcos	C TORRESCUSA Ignacio
	24 DUJSHEBAEV Daniel	25 HERNANDEZ Sergey	28 GOMEZ Aleix	D FLORES Cesáreo
	53 BIOSCA Ignacio	70 FERNANDEZ Daniel	80 BARRUFET Ian	E LLORENTE Francisco Daniel
	99 RODRIGUEZ Javier			

1st HALF

Match Time	AUT - Austria	Score	Lead	ESP - Spain
0:00	98 MÖSTL C Goalkeeper			25 HERNANDEZ S Goalkeeper
0:41		0 - 1	-1	18 GARCIANDIA I Goal right 9m top right, 105.29 km/h
0:52	55 WAGNER T for 98 MÖSTL C Empty goal			
1:00	98 MÖSTL C for 66 KOFLER E Goalkeeper back			
1:19	72 HUTECEK L Shot breakthrough saved middle right			
1:31	53 BILYK M Steal			9 TARRAFETA I Turnover
1:37	53 BILYK M Goal individual fast break middle left, 115.47 km/h	1 - 1	0	
2:54		1 - 2	-1	20 SERDIO A Goal right 6m top right (18 GARCIANDIA I), 87.24 km/h
3:04	55 WAGNER T for 98 MÖSTL C Empty goal			
3:21	98 MÖSTL C for 66 KOFLER E Goalkeeper back			
3:44	53 BILYK M Goal centre 9m middle left, 108.88 km/h	2 - 2	0	
3:55		2 - 3	-1	28 GOMEZ A Goal right wing middle right (9 TARRAFETA I), 97.73 km/h
4:09	55 WAGNER T for 98 MÖSTL C Empty goal			
4:18	98 MÖSTL C for 66 KOFLER E Goalkeeper back			
4:41				20 SERDIO A Warning (yellow card)
4:44	7 BOZOVIC J Shot centre 9m blocked			5 SERRADILLA A Block
4:50				7 GURRI J Shot centre 9m post
4:59	20 FRIMMEL S Shot left wing saved top left			
5:29		2 - 4	-2	9 TARRAFETA I Goal breakthrough bottom left, 43.57 km/h
5:39	55 WAGNER T for 98 MÖSTL C Empty goal			
5:47	98 MÖSTL C for 66 KOFLER E Goalkeeper back			
6:09	55 WAGNER T Goal left 6m top right (53 BILYK M), 95.01 km/h	3 - 4	-1	
6:16	20 FRIMMEL S 2-minutes suspension			
6:32				18 GARCIANDIA I Shot right 9m saved middle right
6:47	7 BOZOVIC J for 98 MÖSTL C Empty goal			
7:04	72 HUTECEK L Goal breakthrough middle right, 94.65 km/h	4 - 4	0	
7:07	98 MÖSTL C for 57 NIGG J Goalkeeper back			
7:29	66 KOFLER E 7m caused			20 SERDIO A 7m received
7:29	66 KOFLER E 2-minutes suspension			
7:30				28 GOMEZ A Penalty shot post
7:39		4 - 5	-1	28 GOMEZ A Goal centre 6m bottom right, 75.42 km/h
7:47	6 MAHR M for 98 MÖSTL C Empty goal			
8:25	72 HUTECEK L Shot centre 9m saved top left			
8:27	98 MÖSTL C for 6 MAHR M Goalkeeper back			
8:41		4 - 6	-2	7 GURRI J Goal breakthrough bottom right, 43.35 km/h
9:20	57 NIGG J for 98 MÖSTL C Empty goal			
9:27	6 MAHR M Technical Fault			
9:32		4 - 7	-3	18 GARCIANDIA I Goal empty goal bottom right, 73.88 km/h

OFFICIAL PARTNERS



EHF PARTNERS



NATIONAL SUPPLIERS



Play by Play

Match No: 4

AUT 25 - 30 ESP

(12 - 19) (13 - 11)

1st HALF

Match Time	AUT - Austria	Score	Lead	ESP - Spain
9:34	98 MÖSTL C for 57 NIGG J Goalkeeper back			
10:01	55 WAGNER T Goal centre 6m middle left (53 BILYK M), 70.05 km/h	5 - 7	-2	
10:48	53 BILYK M Steal			9 TARRAFETA I Turnover
10:55	20 FRIMMEL S Shot fast break missed			
11:06		5 - 8	-3	9 TARRAFETA I Goal left 6m bottom right, 82.78 km/h
11:42	72 HUTECEK L Goal breakthrough bottom left, 57.60 km/h	6 - 8	-2	
11:44				5 SERRADILLA A 2-minutes suspension
11:44				9 TARRAFETA I for 25 HERNANDEZ S Empty goal
12:18		6 - 9	-3	7 GURRI J Goal breakthrough top right, 98.21 km/h
12:39				25 HERNANDEZ S for 9 TARRAFETA I Goalkeeper back
13:14	55 WAGNER T Goal centre 6m top left (72 HUTECEK L), 80.25 km/h	7 - 9	-2	
13:33				9 TARRAFETA I for 25 HERNANDEZ S Empty goal
13:49		7 - 10	-3	20 SERDIO A Goal centre 6m bottom left (7 GURRI J), 90.27 km/h
14:01				25 HERNANDEZ S for 5 SERRADILLA A Goalkeeper back
14:22	51 BERGMANN L for 98 MÖSTL C Goalkeeper Substitution			
14:56	72 HUTECEK L Shot centre 9m blocked			5 SERRADILLA A Block
15:08				18 GARCIAINDIA I 2-minutes suspension
15:26	72 HUTECEK L Goal centre 6m top right, 85.97 km/h	8 - 10	-2	
15:39				22 FIS M for 25 HERNANDEZ S Empty goal
16:08		8 - 11	-3	70 FERNANDEZ D Goal left wing bottom left (7 GURRI J), 90.79 km/h
16:11				25 HERNANDEZ S for 22 FIS M Goalkeeper back
16:37	66 KOFLER E Goal right 6m bottom centre (72 HUTECEK L), 82.35 km/h	9 - 11	-2	
16:45				22 FIS M for 25 HERNANDEZ S Empty goal
17:12				25 HERNANDEZ S for 18 GARCIAINDIA I Goalkeeper back
17:35	66 KOFLER E 7m caused			9 TARRAFETA I 7m received
17:35	66 KOFLER E 2-minutes suspension			
17:35		9 - 12	-3	28 GOMEZ A Goal Penalty shot bottom right (9 TARRAFETA I)
18:05	98 MÖSTL C for 30 ZIVKOVIC B Goalkeeper Substitution			
18:12	6 MAHR M Goal right 6m top right, 92.94 km/h	10 - 12	-2	
18:13				Video Replay (Punishment review) Punishment
18:13				24 DUJSHEBAEV D 2-minutes suspension
18:13	72 HUTECEK L for 98 MÖSTL C Empty goal			
18:19				9 TARRAFETA I for 25 HERNANDEZ S Empty goal
18:43		10 - 13	-3	8 CASADO A Goal breakthrough bottom left, 77.27 km/h
18:45				25 HERNANDEZ S for 70 FERNANDEZ D Goalkeeper back
18:58	6 MAHR M for 51 BERGMANN L Empty goal			
19:10	51 BERGMANN L for 26 HERBURGER L Goalkeeper back			
19:15	72 HUTECEK L Technical Fault			
19:31				70 FERNANDEZ D for 25 HERNANDEZ S Empty goal
20:03				25 HERNANDEZ S for 9 TARRAFETA I Goalkeeper back
20:03				18 GARCIAINDIA I Turnover
20:03	Team timeout			
20:14	6 MAHR M 7m received			8 CASADO A 7m caused
20:14				53 BIOSCA I for 25 HERNANDEZ S Goalkeeper Substitution
20:24	45 DAMBÖCK E Penalty shot saved bottom right			
20:52				25 HERNANDEZ S for 53 BIOSCA I Goalkeeper Substitution
21:05		10 - 14	-4	18 GARCIAINDIA I Goal centre 9m bottom right, 96.38 km/h
21:46	53 BILYK M Shot left 9m saved bottom left			
21:54				80 BARRUFET I Technical Fault
22:44	7 BOZOVIC J Shot right 9m saved middle left			
22:58				20 SERDIO A for 25 HERNANDEZ S Empty goal
23:18				9 TARRAFETA I Turnover

OFFICIAL PARTNERS



EHF PARTNERS



NATIONAL SUPPLIERS



Play by Play

Match No: 4

AUT 25 - 30 ESP

(12 - 19) (13 - 11)

1st HALF

Match Time	AUT - Austria	Score	Lead	ESP - Spain
23:21				25 HERNANDEZ S for 80 BARRUFET I Goalkeeper back
23:39	55 WAGNER T for 51 BERGMANN L Goalkeeper Substitution			
24:00	57 NIGG J Shot right wing saved top left			
24:02	51 BERGMANN L for 55 WAGNER T Goalkeeper back			
24:30		10 - 15	-5	22 FIS M Goal centre 9m bottom left, 102.25 km/h
24:41	30 ZIVKOVIC B Technical Fault			
24:44		10 - 16	-6	28 GOMEZ A Goal fast break bottom left (9 TARRAFETA I), 90.80 km/h
24:44	98 MÖSTL C for 51 BERGMANN L Goalkeeper Substitution			
24:47	Team timeout			
24:52	6 MAHR M for 98 MÖSTL C Empty goal			
25:13	6 MAHR M Shot breakthrough saved middle left			
25:23		10 - 17	-7	25 HERNANDEZ S Goal empty goal middle left, 83.01 km/h
25:26	98 MÖSTL C for 57 NIGG J Goalkeeper back			
25:26	57 NIGG J for 98 MÖSTL C Empty goal			
25:59	57 NIGG J Goal right wing bottom centre (72 HUTECEK L), 91.21 km/h	11 - 17	-6	
26:00	98 MÖSTL C for 6 MAHR M Goalkeeper back			
26:40		11 - 18	-7	20 SERDIO A Goal left 6m bottom left (8 CASADO A), 94.67 km/h
26:48	55 WAGNER T for 98 MÖSTL C Empty goal			
27:12	57 NIGG J Goal right wing bottom left (23 BELOS N), 103.23 km/h	12 - 18	-6	
27:14	98 MÖSTL C for 6 MAHR M Goalkeeper back			
27:43		12 - 19	-7	80 BARRUFET I Goal left wing bottom right (22 FIS M), 90.32 km/h
27:53	55 WAGNER T for 98 MÖSTL C Empty goal			
28:34	20 FRIMMEL S Shot left wing saved top left			
28:35	98 MÖSTL C for 6 MAHR M Goalkeeper back			
29:08				Team timeout
29:20				9 TARRAFETA I Shot left 6m saved middle right
29:31	55 WAGNER T for 98 MÖSTL C Empty goal			
30:00	30 ZIVKOVIC B Technical Fault			

2nd HALF

Match Time	AUT - Austria	Score	Lead	ESP - Spain
30:00	98 MÖSTL C Goalkeeper			25 HERNANDEZ S Goalkeeper
30:40	55 WAGNER T Goal centre 6m middle right (53 BILYK M), 102.16 km/h	13 - 19	-6	
31:42				9 TARRAFETA I Shot left 6m post
31:59	55 WAGNER T for 98 MÖSTL C Empty goal			
31:59	98 MÖSTL C for 26 HERBURGER L Goalkeeper back			
32:20	66 KOFLER E Turnover			80 BARRUFET I Steal
32:24		13 - 20	-7	80 BARRUFET I Goal individual fast break middle centre, 73.04 km/h
33:27	72 HUTECEK L Goal centre 6m bottom left (53 BILYK M), 87.47 km/h	14 - 20	-6	
34:01				20 SERDIO A Technical Fault
34:12	55 WAGNER T for 98 MÖSTL C Empty goal			
34:18	98 MÖSTL C for 26 HERBURGER L Goalkeeper back			
34:29	53 BILYK M Goal breakthrough bottom left, 97.10 km/h	15 - 20	-5	
34:49		15 - 21	-6	10 DUJSHEBAEV A Goal breakthrough bottom centre, 87.98 km/h
35:00	55 WAGNER T for 98 MÖSTL C Empty goal			
35:06	98 MÖSTL C for 26 HERBURGER L Goalkeeper back			
35:45	55 WAGNER T Goal centre 6m middle left (72 HUTECEK L), 87.29 km/h	16 - 21	-5	
36:44				8 CASADO A Shot centre 6m saved top right
36:48		16 - 22	-6	11 ODRIOZOLA K Goal right wing top left, 73.51 km/h
36:59	55 WAGNER T for 98 MÖSTL C Empty goal			

OFFICIAL PARTNERS



EHF PARTNERS



NATIONAL SUPPLIERS



Play by Play

Match No: 4

AUT 25 - 30 ESP

(12 - 19) (13 - 11)

2nd HALF

Match Time	AUT - Austria	Score	Lead	ESP - Spain
37:07	98 MÖSTL C for 26 HERBURGER L Goalkeeper back			
37:26	53 BILYK M Goal breakthrough bottom left, 87.85 km/h	17 - 22	-5	
38:02		17 - 23	-6	8 CASADO A Goal left 6m bottom right, 84.14 km/h
38:16	55 WAGNER T for 98 MÖSTL C Empty goal			
38:21	98 MÖSTL C for 26 HERBURGER L Goalkeeper back			
39:08	53 BILYK M Turnover			18 GARCIANDIA I Steal
39:17		17 - 24	-7	11 ODRIOZOLA K Goal fast break bottom left (18 GARCIANDIA I), 95.05 km/h
39:30	20 FRIMMEL S 7m received			11 ODRIOZOLA K 7m caused
39:32				53 BIOSCA I for 25 HERNANDEZ S Goalkeeper Substitution
39:32	20 FRIMMEL S Penalty shot missed			
39:51				25 HERNANDEZ S for 53 BIOSCA I Goalkeeper Substitution
40:11				8 CASADO A Shot flying throw saved middle right
40:34	55 WAGNER T for 98 MÖSTL C Empty goal			
40:39	30 ZIVKOVIC B Shot breakthrough saved bottom centre			
40:42	98 MÖSTL C for 30 ZIVKOVIC B Goalkeeper back			
41:14				99 RODRIGUEZ J 2-minutes suspension
41:27	72 HUTECEK L Goal centre 9m bottom left	18 - 24	-6	
41:45				7 GURRI J for 25 HERNANDEZ S Empty goal
42:04				11 ODRIOZOLA K Shot breakthrough saved bottom centre
42:08				25 HERNANDEZ S for 10 DUJSHEBAEV A Goalkeeper back
42:50	20 FRIMMEL S Goal left wing middle right (72 HUTECEK L), 88.12 km/h	19 - 24	-5	
43:29				10 DUJSHEBAEV A Shot right 6m saved top right
43:32				11 ODRIOZOLA K Shot right wing saved bottom left
43:32	55 WAGNER T for 98 MÖSTL C Empty goal			
43:32	20 FRIMMEL S 2-minutes suspension			
43:51	55 WAGNER T Goal centre 6m middle right (53 BILYK M), 112.80 km/h	20 - 24	-4	
43:59	98 MÖSTL C for 55 WAGNER T Goalkeeper back			
44:35				28 GOMEZ A Shot right wing saved middle right
45:31	55 WAGNER T for 98 MÖSTL C Empty goal			
45:38	98 MÖSTL C for 20 FRIMMEL S Goalkeeper back			
45:54	6 MAHR M Turnover			
46:00		20 - 25	-5	18 GARCIANDIA I Goal fast break middle left, 95.15 km/h
46:50	55 WAGNER T Technical Fault			
47:50	53 BILYK M Steal			8 CASADO A Turnover
47:57	20 FRIMMEL S Goal fast break bottom right (53 BILYK M), 91.15 km/h	21 - 25	-4	
48:28		21 - 26	-5	10 DUJSHEBAEV A Goal centre 9m middle right, 100.53 km/h
48:36	Team timeout			
48:36	55 WAGNER T for 98 MÖSTL C Empty goal			
48:59	98 MÖSTL C for 72 HUTECEK L Goalkeeper back			
49:01	57 NIGG J Shot right wing saved bottom centre			
49:05	53 BILYK M Goal centre 6m bottom right, 45.55 km/h	22 - 26	-4	
49:35		22 - 27	-5	8 CASADO A Goal centre 9m bottom right, 107.39 km/h
49:45	55 WAGNER T for 98 MÖSTL C Empty goal			
50:56	53 BILYK M Shot centre 9m blocked			20 SERDIO A Block
50:58	98 MÖSTL C for 72 HUTECEK L Goalkeeper back			
51:16	53 BILYK M Shot right 9m saved middle left			
52:07				10 DUJSHEBAEV A Shot centre 9m saved middle left
52:13	20 FRIMMEL S Goal fast break bottom left (98 MÖSTL C), 53.47 km/h	23 - 27	-4	
52:30				Team timeout
52:50				20 SERDIO A Shot centre 6m saved bottom centre
53:03	55 WAGNER T for 98 MÖSTL C Empty goal			
53:23	6 MAHR M Shot breakthrough saved middle right			

OFFICIAL PARTNERS



EHF PARTNERS



NATIONAL SUPPLIERS



Play by Play

Match No: 4

AUT 25 - 30 ESP
(12 - 19) (13 - 11)

2nd HALF

Match Time	AUT - Austria	Score	Lead	ESP - Spain
53:29		23 - 28	-5	25 HERNANDEZ S Goal empty goal bottom centre, 87.77 km/h
53:30	98 MÖSTL C for 53 BILYK M Goalkeeper back			
53:38	Video Replay (Goal review) No Goal			
53:38	55 WAGNER T for 98 MÖSTL C Empty goal			
53:55	53 BILYK M 7m received			18 GARCIAINDIA I 7m caused
53:58	98 MÖSTL C for 55 WAGNER T Goalkeeper back			
54:04				53 BIOSCA I for 25 HERNANDEZ S Goalkeeper Substitution
54:04	20 FRIMMEL S Goal Penalty shot top left (53 BILYK M), 85.70 km/h	24 - 28	-4	
54:17				25 HERNANDEZ S for 53 BIOSCA I Goalkeeper Substitution
55:09		24 - 29	-5	7 GURRI J Goal right 6m top centre (10 DUJSHEBAEV A), 74.91 km/h
55:21	72 HUTECEK L Technical Fault			
56:01				8 CASADO A Shot left 9m missed
56:11	57 NIGG J Goal fast break bottom centre (98 MÖSTL C), 84.53 km/h	25 - 29	-4	
56:43				7 GURRI J Technical Fault
56:57	57 NIGG J Shot right wing post			
56:57				7 GURRI J 2-minutes suspension
57:18	6 MAHR M Shot breakthrough post			
57:40				10 DUJSHEBAEV A for 25 HERNANDEZ S Empty goal
57:57				9 TARRAFETA I Shot breakthrough saved top right
57:58				25 HERNANDEZ S for 28 GOMEZ A Goalkeeper back
58:08	20 FRIMMEL S Shot left wing saved middle right			
58:26				10 DUJSHEBAEV A for 25 HERNANDEZ S Empty goal
58:42				8 CASADO A Shot breakthrough missed
58:46	98 MÖSTL C Shot empty goal missed			
58:48				25 HERNANDEZ S for 18 GARCIAINDIA I Goalkeeper back
59:49		25 - 30	-5	10 DUJSHEBAEV A Goal flying throw bottom left (8 CASADO A), 89.45 km/h
59:58	6 MAHR M Turnover			28 GOMEZ A Steal

OFFICIAL PARTNERS



EHF PARTNERS



NATIONAL SUPPLIERS



Empty Goal Analysis

Herning

Match No: 4

AUT 25 - 30 ESP

(12 - 19) (13 - 11)

Referees: LAH Bojan (SLO) / SOK David (SLO)

ATTACKS DURING OWN EMPTY GOAL SITUATION

Players on Court	Attacks		Goals		Saves		Missed		Blocked		Post		Turnovers		Scoring Efficiency		Goals Against	
	AUT	ESP	AUT	ESP	AUT	ESP	AUT	ESP	AUT	ESP	AUT	ESP	AUT	ESP	AUT	ESP	AUT	ESP
7 Against 6	7	2	2	1	5				1				1	1	29	50	2	
6 Against 6	3	6	2	2	1	2		1						1	67	33	1	
Others	2	1		1									2		0	100		
Total:	12	9	4	4	6	2		1	1				3	2	33	44	3	

GOALS/ATTACKS DURING OWN EMPTY GOAL SITUATION - ANALYSIS OF OCCURRENCE (in 5 min intervals)

Players on Court	1st Half												
	0-5		5-10		10-15		15-20		20-25		25-30		
	AUT	ESP	AUT	ESP	AUT	ESP	AUT	ESP	AUT	ESP	AUT	ESP	
7 Against 6						1/1				0/1	2/4		
6 Against 6			1/2			1/1	1/1		0/1				
Others			0/1				0/1	1/1					
Total:			1/3			2/2	0/1	2/2		0/2	2/4		

Players on Court	2nd Half												
	30-35		35-40		40-45		45-50		50-55		55-60		
	AUT	ESP	AUT	ESP	AUT	ESP	AUT	ESP	AUT	ESP	AUT	ESP	
7 Against 6	0/1						0/1		0/1				
6 Against 6					1/1	0/1						0/2	
Others													
Total:	0/1				1/1	0/1	0/1		0/1				0/2

GOALS/ATTACKS DURING OWN EMPTY GOAL SITUATION - ANALYSIS BY DURATION

Team	<15 sec.	15-30 sec.	30-45 sec.	45-60 sec.	>60 sec.
AUT	0/1	3/8	1/3		
ESP		3/7	1/2		

SUBSTITUTION SUMMARY

Players	AUT	ESP
Goalkeeper <-> Goalkeeper	4	6
Court Player <-> Goalkeeper	51	20
Court Player <-> Court Player	86	109
Total:	141	135

OFFICIAL PARTNERS



EHF PARTNERS



NATIONAL SUPPLIERS



Preliminary Round - Group A

Line-Up Analysis

Herning

Attendance: 8.260

Match No: 4

AUT 25 - 30 ESP

AUT - Austria

Lineup efficiency								Time Played	GF	GA
20 FRIMMEL S	26 HERBURGER L	53 BILYK M	57 NIGG J	66 KOFLER E	72 HUTECEK L	98 MÖSTL C	10:20	1	9	
6 MAHR M	20 FRIMMEL S	26 HERBURGER L	53 BILYK M	57 NIGG J	72 HUTECEK L	98 MÖSTL C	6:32	5	3	
20 FRIMMEL S	53 BILYK M	55 WAGNER T	57 NIGG J	66 KOFLER E	72 HUTECEK L	98 MÖSTL C	6:11	7	2	
6 MAHR M	20 FRIMMEL S	26 HERBURGER L	53 BILYK M	57 NIGG J	66 KOFLER E	98 MÖSTL C	3:12	0	1	
6 MAHR M	20 FRIMMEL S	53 BILYK M	55 WAGNER T	57 NIGG J	72 HUTECEK L	98 MÖSTL C	2:54	1	1	
6 MAHR M	20 FRIMMEL S	26 HERBURGER L	53 BILYK M	55 WAGNER T	57 NIGG J	72 HUTECEK L	2:43	0	1	
7 BOZOVIC J	20 FRIMMEL S	53 BILYK M	55 WAGNER T	57 NIGG J	72 HUTECEK L	98 MÖSTL C	2:33	3	0	
20 FRIMMEL S	26 HERBURGER L	30 ZIVKOVIC B	51 BERGMANN L	53 BILYK M	57 NIGG J	66 KOFLER E	2:09	0	2	
20 FRIMMEL S	23 BELOS N	26 HERBURGER L	30 ZIVKOVIC B	57 NIGG J	72 HUTECEK L	98 MÖSTL C	2:08	0	2	
6 MAHR M	20 FRIMMEL S	23 BELOS N	26 HERBURGER L	55 WAGNER T	57 NIGG J	72 HUTECEK L	1:55	2	1	
20 FRIMMEL S	45 DAMBÖCK E	51 BERGMANN L	53 BILYK M	55 WAGNER T	57 NIGG J	72 HUTECEK L	1:34	0	1	
6 MAHR M	20 FRIMMEL S	26 HERBURGER L	45 DAMBÖCK E	57 NIGG J	72 HUTECEK L	98 MÖSTL C	1:32	0	0	
7 BOZOVIC J	20 FRIMMEL S	51 BERGMANN L	53 BILYK M	55 WAGNER T	57 NIGG J	72 HUTECEK L	1:30	0	0	
20 FRIMMEL S	26 HERBURGER L	53 BILYK M	55 WAGNER T	57 NIGG J	66 KOFLER E	72 HUTECEK L	1:09	0	0	
20 FRIMMEL S	26 HERBURGER L	30 ZIVKOVIC B	53 BILYK M	57 NIGG J	66 KOFLER E	98 MÖSTL C	1:02	0	0	
20 FRIMMEL S	26 HERBURGER L	51 BERGMANN L	53 BILYK M	57 NIGG J	66 KOFLER E	72 HUTECEK L	0:53	0	0	
20 FRIMMEL S	45 DAMBÖCK E	53 BILYK M	57 NIGG J	66 KOFLER E	72 HUTECEK L	98 MÖSTL C	0:51	0	1	
20 FRIMMEL S	26 HERBURGER L	53 BILYK M	55 WAGNER T	66 KOFLER E	72 HUTECEK L	98 MÖSTL C	0:51	0	0	
20 FRIMMEL S	26 HERBURGER L	30 ZIVKOVIC B	51 BERGMANN L	53 BILYK M	57 NIGG J	72 HUTECEK L	0:40	0	2	
7 BOZOVIC J	20 FRIMMEL S	26 HERBURGER L	30 ZIVKOVIC B	51 BERGMANN L	53 BILYK M	72 HUTECEK L	0:39	0	0	
20 FRIMMEL S	26 HERBURGER L	30 ZIVKOVIC B	51 BERGMANN L	57 NIGG J	66 KOFLER E	72 HUTECEK L	0:38	0	1	
6 MAHR M	20 FRIMMEL S	45 DAMBÖCK E	53 BILYK M	57 NIGG J	66 KOFLER E	72 HUTECEK L	0:34	0	0	
20 FRIMMEL S	26 HERBURGER L	45 DAMBÖCK E	53 BILYK M	66 KOFLER E	72 HUTECEK L	98 MÖSTL C	0:33	0	1	
20 FRIMMEL S	51 BERGMANN L	53 BILYK M	55 WAGNER T	57 NIGG J	66 KOFLER E	72 HUTECEK L	0:31	2	0	
6 MAHR M	45 DAMBÖCK E	53 BILYK M	55 WAGNER T	57 NIGG J	72 HUTECEK L	98 MÖSTL C	0:31	0	1	
20 FRIMMEL S	23 BELOS N	26 HERBURGER L	30 ZIVKOVIC B	55 WAGNER T	57 NIGG J	72 HUTECEK L	0:29	0	0	
20 FRIMMEL S	26 HERBURGER L	45 DAMBÖCK E	53 BILYK M	57 NIGG J	72 HUTECEK L	98 MÖSTL C	0:27	0	0	
6 MAHR M	20 FRIMMEL S	51 BERGMANN L	53 BILYK M	55 WAGNER T	57 NIGG J	72 HUTECEK L	0:25	0	0	
6 MAHR M	20 FRIMMEL S	45 DAMBÖCK E	53 BILYK M	55 WAGNER T	57 NIGG J	72 HUTECEK L	0:25	1	0	
6 MAHR M	20 FRIMMEL S	26 HERBURGER L	53 BILYK M	55 WAGNER T	57 NIGG J	98 MÖSTL C	0:22	0	0	
7 BOZOVIC J	20 FRIMMEL S	26 HERBURGER L	45 DAMBÖCK E	53 BILYK M	57 NIGG J	72 HUTECEK L	0:20	1	0	
6 MAHR M	20 FRIMMEL S	23 BELOS N	26 HERBURGER L	53 BILYK M	57 NIGG J	72 HUTECEK L	0:15	0	0	
6 MAHR M	20 FRIMMEL S	26 HERBURGER L	57 NIGG J	66 KOFLER E	72 HUTECEK L	98 MÖSTL C	0:12	0	0	
6 MAHR M	20 FRIMMEL S	51 BERGMANN L	53 BILYK M	57 NIGG J	66 KOFLER E	72 HUTECEK L	0:12	0	0	
20 FRIMMEL S	26 HERBURGER L	53 BILYK M	55 WAGNER T	57 NIGG J	72 HUTECEK L	98 MÖSTL C	0:11	0	0	
26 HERBURGER L	45 DAMBÖCK E	51 BERGMANN L	53 BILYK M	55 WAGNER T	66 KOFLER E	72 HUTECEK L	0:11	0	0	
20 FRIMMEL S	23 BELOS N	26 HERBURGER L	55 WAGNER T	57 NIGG J	72 HUTECEK L	98 MÖSTL C	0:11	0	0	
7 BOZOVIC J	20 FRIMMEL S	26 HERBURGER L	51 BERGMANN L	53 BILYK M	57 NIGG J	72 HUTECEK L	0:10	0	0	
6 MAHR M	26 HERBURGER L	51 BERGMANN L	53 BILYK M	57 NIGG J	66 KOFLER E	98 MÖSTL C	0:08	1	0	
20 FRIMMEL S	26 HERBURGER L	30 ZIVKOVIC B	53 BILYK M	57 NIGG J	72 HUTECEK L	98 MÖSTL C	0:08	0	0	
6 MAHR M	20 FRIMMEL S	26 HERBURGER L	55 WAGNER T	57 NIGG J	72 HUTECEK L	98 MÖSTL C	0:08	0	0	
7 BOZOVIC J	20 FRIMMEL S	26 HERBURGER L	45 DAMBÖCK E	53 BILYK M	72 HUTECEK L	98 MÖSTL C	0:07	0	0	
20 FRIMMEL S	45 DAMBÖCK E	53 BILYK M	55 WAGNER T	57 NIGG J	66 KOFLER E	72 HUTECEK L	0:07	0	0	
6 MAHR M	20 FRIMMEL S	26 HERBURGER L	45 DAMBÖCK E	53 BILYK M	66 KOFLER E	72 HUTECEK L	0:06	0	0	
6 MAHR M	20 FRIMMEL S	26 HERBURGER L	30 ZIVKOVIC B	53 BILYK M	57 NIGG J	72 HUTECEK L	0:06	0	0	
20 FRIMMEL S	26 HERBURGER L	51 BERGMANN L	53 BILYK M	55 WAGNER T	57 NIGG J	72 HUTECEK L	0:05	0	0	
20 FRIMMEL S	26 HERBURGER L	30 ZIVKOVIC B	53 BILYK M	55 WAGNER T	57 NIGG J	66 KOFLER E	0:05	0	0	
6 MAHR M	20 FRIMMEL S	23 BELOS N	26 HERBURGER L	57 NIGG J	72 HUTECEK L	98 MÖSTL C	0:04	0	0	
7 BOZOVIC J	20 FRIMMEL S	26 HERBURGER L	53 BILYK M	55 WAGNER T	57 NIGG J	72 HUTECEK L	0:03	0	0	
20 FRIMMEL S	30 ZIVKOVIC B	53 BILYK M	55 WAGNER T	57 NIGG J	66 KOFLER E	72 HUTECEK L	0:03	0	0	
6 MAHR M	26 HERBURGER L	53 BILYK M	55 WAGNER T	57 NIGG J	72 HUTECEK L	98 MÖSTL C	0:03	0	0	
6 MAHR M	20 FRIMMEL S	53 BILYK M	57 NIGG J	66 KOFLER E	72 HUTECEK L	98 MÖSTL C	0:02	0	0	
6 MAHR M	20 FRIMMEL S	26 HERBURGER L	51 BERGMANN L	53 BILYK M	57 NIGG J	72 HUTECEK L	0:02	0	0	

OFFICIAL PARTNERS



EHF PARTNERS



NATIONAL SUPPLIERS



Preliminary Round - Group A

Line-Up Analysis

Herning

Attendance: 8.260

Match No: 4

AUT 25 - 30 ESP

AUT - Austria

Score development								Time Played	G Diff.
20 FRIMMEL S	53 BILYK M	55 WAGNER T	57 NIGG J	66 KOFLER E	72 HUTECEK L	98 MÖSTL C	6:11	+5	
7 BOZOVIC J	20 FRIMMEL S	53 BILYK M	55 WAGNER T	57 NIGG J	72 HUTECEK L	98 MÖSTL C	2:33	+3	
20 FRIMMEL S	51 BERGMANN L	53 BILYK M	55 WAGNER T	57 NIGG J	66 KOFLER E	72 HUTECEK L	0:31	+2	
6 MAHR M	20 FRIMMEL S	26 HERBURGER L	53 BILYK M	57 NIGG J	72 HUTECEK L	98 MÖSTL C	6:32	+2	
6 MAHR M	26 HERBURGER L	51 BERGMANN L	53 BILYK M	57 NIGG J	66 KOFLER E	98 MÖSTL C	0:08	+1	
7 BOZOVIC J	20 FRIMMEL S	26 HERBURGER L	45 DAMBÖCK E	53 BILYK M	57 NIGG J	72 HUTECEK L	0:20	+1	
6 MAHR M	20 FRIMMEL S	45 DAMBÖCK E	53 BILYK M	55 WAGNER T	57 NIGG J	72 HUTECEK L	0:25	+1	
6 MAHR M	20 FRIMMEL S	23 BELOS N	26 HERBURGER L	55 WAGNER T	57 NIGG J	72 HUTECEK L	1:55	+1	
6 MAHR M	20 FRIMMEL S	53 BILYK M	57 NIGG J	66 KOFLER E	72 HUTECEK L	98 MÖSTL C	0:02	0	
6 MAHR M	20 FRIMMEL S	26 HERBURGER L	51 BERGMANN L	53 BILYK M	57 NIGG J	72 HUTECEK L	0:02	0	
7 BOZOVIC J	20 FRIMMEL S	26 HERBURGER L	53 BILYK M	55 WAGNER T	57 NIGG J	72 HUTECEK L	0:03	0	
20 FRIMMEL S	30 ZIVKOVIC B	53 BILYK M	55 WAGNER T	57 NIGG J	66 KOFLER E	72 HUTECEK L	0:03	0	
6 MAHR M	26 HERBURGER L	53 BILYK M	55 WAGNER T	57 NIGG J	72 HUTECEK L	98 MÖSTL C	0:03	0	
6 MAHR M	20 FRIMMEL S	23 BELOS N	26 HERBURGER L	57 NIGG J	72 HUTECEK L	98 MÖSTL C	0:04	0	
20 FRIMMEL S	26 HERBURGER L	51 BERGMANN L	53 BILYK M	55 WAGNER T	57 NIGG J	72 HUTECEK L	0:05	0	
20 FRIMMEL S	26 HERBURGER L	30 ZIVKOVIC B	53 BILYK M	55 WAGNER T	57 NIGG J	66 KOFLER E	0:05	0	
6 MAHR M	20 FRIMMEL S	26 HERBURGER L	45 DAMBÖCK E	53 BILYK M	66 KOFLER E	72 HUTECEK L	0:06	0	
6 MAHR M	20 FRIMMEL S	26 HERBURGER L	30 ZIVKOVIC B	53 BILYK M	57 NIGG J	72 HUTECEK L	0:06	0	
7 BOZOVIC J	20 FRIMMEL S	26 HERBURGER L	45 DAMBÖCK E	53 BILYK M	72 HUTECEK L	98 MÖSTL C	0:07	0	
20 FRIMMEL S	45 DAMBÖCK E	53 BILYK M	55 WAGNER T	57 NIGG J	66 KOFLER E	72 HUTECEK L	0:07	0	
20 FRIMMEL S	26 HERBURGER L	30 ZIVKOVIC B	53 BILYK M	57 NIGG J	72 HUTECEK L	98 MÖSTL C	0:08	0	
6 MAHR M	20 FRIMMEL S	26 HERBURGER L	55 WAGNER T	57 NIGG J	72 HUTECEK L	98 MÖSTL C	0:08	0	
7 BOZOVIC J	20 FRIMMEL S	26 HERBURGER L	51 BERGMANN L	53 BILYK M	57 NIGG J	72 HUTECEK L	0:10	0	
20 FRIMMEL S	26 HERBURGER L	53 BILYK M	55 WAGNER T	57 NIGG J	72 HUTECEK L	98 MÖSTL C	0:11	0	
26 HERBURGER L	45 DAMBÖCK E	51 BERGMANN L	53 BILYK M	55 WAGNER T	66 KOFLER E	72 HUTECEK L	0:11	0	
20 FRIMMEL S	23 BELOS N	26 HERBURGER L	55 WAGNER T	57 NIGG J	72 HUTECEK L	98 MÖSTL C	0:11	0	
6 MAHR M	20 FRIMMEL S	26 HERBURGER L	53 BILYK M	57 NIGG J	66 KOFLER E	72 HUTECEK L	0:12	0	
6 MAHR M	20 FRIMMEL S	51 BERGMANN L	53 BILYK M	57 NIGG J	66 KOFLER E	72 HUTECEK L	0:12	0	
6 MAHR M	20 FRIMMEL S	23 BELOS N	26 HERBURGER L	53 BILYK M	57 NIGG J	72 HUTECEK L	0:15	0	
6 MAHR M	20 FRIMMEL S	26 HERBURGER L	53 BILYK M	55 WAGNER T	57 NIGG J	98 MÖSTL C	0:22	0	
6 MAHR M	20 FRIMMEL S	51 BERGMANN L	53 BILYK M	55 WAGNER T	57 NIGG J	72 HUTECEK L	0:25	0	
20 FRIMMEL S	26 HERBURGER L	45 DAMBÖCK E	53 BILYK M	57 NIGG J	72 HUTECEK L	98 MÖSTL C	0:27	0	
20 FRIMMEL S	23 BELOS N	26 HERBURGER L	30 ZIVKOVIC B	55 WAGNER T	57 NIGG J	72 HUTECEK L	0:29	0	
6 MAHR M	20 FRIMMEL S	45 DAMBÖCK E	53 BILYK M	57 NIGG J	66 KOFLER E	72 HUTECEK L	0:34	0	
7 BOZOVIC J	20 FRIMMEL S	26 HERBURGER L	30 ZIVKOVIC B	51 BERGMANN L	53 BILYK M	72 HUTECEK L	0:39	0	
20 FRIMMEL S	26 HERBURGER L	53 BILYK M	55 WAGNER T	66 KOFLER E	72 HUTECEK L	98 MÖSTL C	0:51	0	
20 FRIMMEL S	26 HERBURGER L	51 BERGMANN L	53 BILYK M	57 NIGG J	66 KOFLER E	72 HUTECEK L	0:53	0	
20 FRIMMEL S	26 HERBURGER L	30 ZIVKOVIC B	53 BILYK M	57 NIGG J	66 KOFLER E	98 MÖSTL C	1:02	0	
20 FRIMMEL S	26 HERBURGER L	53 BILYK M	55 WAGNER T	57 NIGG J	66 KOFLER E	72 HUTECEK L	1:09	0	
7 BOZOVIC J	20 FRIMMEL S	51 BERGMANN L	53 BILYK M	55 WAGNER T	57 NIGG J	72 HUTECEK L	1:30	0	
6 MAHR M	20 FRIMMEL S	26 HERBURGER L	45 DAMBÖCK E	57 NIGG J	72 HUTECEK L	98 MÖSTL C	1:32	0	
6 MAHR M	20 FRIMMEL S	53 BILYK M	55 WAGNER T	57 NIGG J	72 HUTECEK L	98 MÖSTL C	2:54	0	
6 MAHR M	45 DAMBÖCK E	53 BILYK M	55 WAGNER T	57 NIGG J	72 HUTECEK L	98 MÖSTL C	0:31	-1	
20 FRIMMEL S	26 HERBURGER L	45 DAMBÖCK E	53 BILYK M	66 KOFLER E	72 HUTECEK L	98 MÖSTL C	0:33	-1	
20 FRIMMEL S	26 HERBURGER L	30 ZIVKOVIC B	51 BERGMANN L	57 NIGG J	66 KOFLER E	72 HUTECEK L	0:38	-1	
20 FRIMMEL S	45 DAMBÖCK E	53 BILYK M	57 NIGG J	66 KOFLER E	72 HUTECEK L	98 MÖSTL C	0:51	-1	
20 FRIMMEL S	45 DAMBÖCK E	51 BERGMANN L	53 BILYK M	55 WAGNER T	57 NIGG J	72 HUTECEK L	1:34	-1	
6 MAHR M	20 FRIMMEL S	26 HERBURGER L	53 BILYK M	55 WAGNER T	57 NIGG J	72 HUTECEK L	2:43	-1	
6 MAHR M	20 FRIMMEL S	26 HERBURGER L	53 BILYK M	57 NIGG J	66 KOFLER E	98 MÖSTL C	3:12	-1	
20 FRIMMEL S	26 HERBURGER L	30 ZIVKOVIC B	51 BERGMANN L	53 BILYK M	57 NIGG J	72 HUTECEK L	0:40	-2	
20 FRIMMEL S	23 BELOS N	26 HERBURGER L	30 ZIVKOVIC B	57 NIGG J	72 HUTECEK L	98 MÖSTL C	2:08	-2	
20 FRIMMEL S	26 HERBURGER L	30 ZIVKOVIC B	51 BERGMANN L	53 BILYK M	57 NIGG J	66 KOFLER E	2:09	-2	
20 FRIMMEL S	26 HERBURGER L	53 BILYK M	57 NIGG J	66 KOFLER E	72 HUTECEK L	98 MÖSTL C	10:20	-8	

OFFICIAL PARTNERS



EHF PARTNERS



NATIONAL SUPPLIERS



Line-Up Analysis

Herning

Attendance: 8.260

Match No: 4

AUT 25 - 30 ESP

AUT - Austria

Empty Goal								Time Played	GF	GA
6 MAHR M	20 FRIMMEL S	26 HERBURGER L	53 BILYK M	55 WAGNER T	57 NIGG J	72 HUTECEK L	2:43	0	1	
6 MAHR M	20 FRIMMEL S	23 BELOS N	26 HERBURGER L	55 WAGNER T	57 NIGG J	72 HUTECEK L	1:55	2	1	
20 FRIMMEL S	26 HERBURGER L	53 BILYK M	55 WAGNER T	57 NIGG J	66 KOFLER E	72 HUTECEK L	1:09	0	0	
20 FRIMMEL S	26 HERBURGER L	30 ZIVKOVIC B	51 BERGMANN L	57 NIGG J	66 KOFLER E	72 HUTECEK L	0:38	0	1	
6 MAHR M	20 FRIMMEL S	45 DAMBÖCK E	53 BILYK M	57 NIGG J	66 KOFLER E	72 HUTECEK L	0:34	0	0	
20 FRIMMEL S	23 BELOS N	26 HERBURGER L	30 ZIVKOVIC B	55 WAGNER T	57 NIGG J	72 HUTECEK L	0:29	0	0	
6 MAHR M	20 FRIMMEL S	45 DAMBÖCK E	53 BILYK M	55 WAGNER T	57 NIGG J	72 HUTECEK L	0:25	1	0	
7 BOZOVIC J	20 FRIMMEL S	26 HERBURGER L	45 DAMBÖCK E	53 BILYK M	57 NIGG J	72 HUTECEK L	0:20	1	0	
6 MAHR M	20 FRIMMEL S	23 BELOS N	26 HERBURGER L	53 BILYK M	57 NIGG J	72 HUTECEK L	0:15	0	0	
6 MAHR M	20 FRIMMEL S	26 HERBURGER L	53 BILYK M	57 NIGG J	66 KOFLER E	72 HUTECEK L	0:12	0	0	
20 FRIMMEL S	45 DAMBÖCK E	53 BILYK M	55 WAGNER T	57 NIGG J	66 KOFLER E	72 HUTECEK L	0:07	0	0	
6 MAHR M	20 FRIMMEL S	26 HERBURGER L	45 DAMBÖCK E	53 BILYK M	66 KOFLER E	72 HUTECEK L	0:06	0	0	
6 MAHR M	20 FRIMMEL S	26 HERBURGER L	30 ZIVKOVIC B	53 BILYK M	57 NIGG J	72 HUTECEK L	0:06	0	0	
20 FRIMMEL S	26 HERBURGER L	30 ZIVKOVIC B	53 BILYK M	55 WAGNER T	57 NIGG J	66 KOFLER E	0:05	0	0	
20 FRIMMEL S	30 ZIVKOVIC B	53 BILYK M	55 WAGNER T	57 NIGG J	66 KOFLER E	72 HUTECEK L	0:03	0	0	

OFFICIAL PARTNERS



EHF PARTNERS



NATIONAL SUPPLIERS



Line-Up Analysis

Herning

Attendance: 8.260

Match No: 4

AUT 25 - 30 ESP

ESP - Spain

Lineup efficiency							Time Played		GF	GA
5 SERRADILLA A	8 CASADO A	9 TARRAFETA I	11 ODRIOZOLA K	20 SERDIO A	25 HERNANDEZ S	80 BARRUFET I	4:22	2	4	
5 SERRADILLA A	7 GURRI J	18 GARCIAINDIA I	20 SERDIO A	25 HERNANDEZ S	28 GOMEZ A	70 FERNANDEZ D	3:56	0	3	
7 GURRI J	9 TARRAFETA I	18 GARCIAINDIA I	20 SERDIO A	25 HERNANDEZ S	28 GOMEZ A	70 FERNANDEZ D	3:55	5	1	
8 CASADO A	9 TARRAFETA I	10 DUJSHEBAEV A	11 ODRIOZOLA K	20 SERDIO A	25 HERNANDEZ S	80 BARRUFET I	3:06	2	0	
8 CASADO A	9 TARRAFETA I	10 DUJSHEBAEV A	20 SERDIO A	25 HERNANDEZ S	28 GOMEZ A	80 BARRUFET I	2:59	2	1	
5 SERRADILLA A	8 CASADO A	20 SERDIO A	22 FIS M	25 HERNANDEZ S	28 GOMEZ A	80 BARRUFET I	2:52	1	2	
5 SERRADILLA A	7 GURRI J	18 GARCIAINDIA I	20 SERDIO A	25 HERNANDEZ S	28 GOMEZ A	80 BARRUFET I	2:30	0	3	
7 GURRI J	8 CASADO A	10 DUJSHEBAEV A	20 SERDIO A	25 HERNANDEZ S	28 GOMEZ A	80 BARRUFET I	2:19	0	1	
5 SERRADILLA A	8 CASADO A	18 GARCIAINDIA I	25 HERNANDEZ S	28 GOMEZ A	80 BARRUFET I	99 RODRIGUEZ J	2:12	0	0	
8 CASADO A	9 TARRAFETA I	20 SERDIO A	22 FIS M	25 HERNANDEZ S	28 GOMEZ A	80 BARRUFET I	2:04	4	0	
5 SERRADILLA A	9 TARRAFETA I	11 ODRIOZOLA K	18 GARCIAINDIA I	20 SERDIO A	25 HERNANDEZ S	80 BARRUFET I	2:04	1	1	
7 GURRI J	9 TARRAFETA I	18 GARCIAINDIA I	20 SERDIO A	25 HERNANDEZ S	28 GOMEZ A	80 BARRUFET I	1:55	2	0	
5 SERRADILLA A	8 CASADO A	9 TARRAFETA I	20 SERDIO A	25 HERNANDEZ S	28 GOMEZ A	80 BARRUFET I	1:54	0	0	
5 SERRADILLA A	7 GURRI J	9 TARRAFETA I	18 GARCIAINDIA I	25 HERNANDEZ S	28 GOMEZ A	80 BARRUFET I	1:49	1	1	
5 SERRADILLA A	9 TARRAFETA I	18 GARCIAINDIA I	20 SERDIO A	25 HERNANDEZ S	28 GOMEZ A	80 BARRUFET I	1:33	1	0	
5 SERRADILLA A	7 GURRI J	9 TARRAFETA I	18 GARCIAINDIA I	20 SERDIO A	28 GOMEZ A	80 BARRUFET I	1:23	2	0	
5 SERRADILLA A	7 GURRI J	8 CASADO A	20 SERDIO A	25 HERNANDEZ S	28 GOMEZ A	80 BARRUFET I	1:07	1	1	
9 TARRAFETA I	10 DUJSHEBAEV A	11 ODRIOZOLA K	20 SERDIO A	25 HERNANDEZ S	70 FERNANDEZ D	80 BARRUFET I	1:03	0	0	
8 CASADO A	9 TARRAFETA I	18 GARCIAINDIA I	24 DUJSHEBAEV D	28 GOMEZ A	70 FERNANDEZ D	99 RODRIGUEZ J	0:58	1	0	
5 SERRADILLA A	9 TARRAFETA I	11 ODRIOZOLA K	20 SERDIO A	25 HERNANDEZ S	70 FERNANDEZ D	80 BARRUFET I	0:56	0	1	
5 SERRADILLA A	8 CASADO A	9 TARRAFETA I	11 ODRIOZOLA K	25 HERNANDEZ S	80 BARRUFET I	99 RODRIGUEZ J	0:55	0	0	
5 SERRADILLA A	8 CASADO A	18 GARCIAINDIA I	20 SERDIO A	25 HERNANDEZ S	28 GOMEZ A	80 BARRUFET I	0:48	0	0	
8 CASADO A	9 TARRAFETA I	18 GARCIAINDIA I	24 DUJSHEBAEV D	25 HERNANDEZ S	28 GOMEZ A	99 RODRIGUEZ J	0:46	0	0	
8 CASADO A	10 DUJSHEBAEV A	18 GARCIAINDIA I	20 SERDIO A	25 HERNANDEZ S	28 GOMEZ A	80 BARRUFET I	0:45	1	0	
7 GURRI J	9 TARRAFETA I	18 GARCIAINDIA I	20 SERDIO A	22 FIS M	28 GOMEZ A	70 FERNANDEZ D	0:42	1	0	
8 CASADO A	9 TARRAFETA I	10 DUJSHEBAEV A	22 FIS M	25 HERNANDEZ S	28 GOMEZ A	80 BARRUFET I	0:41	1	0	
5 SERRADILLA A	7 GURRI J	8 CASADO A	18 GARCIAINDIA I	25 HERNANDEZ S	28 GOMEZ A	80 BARRUFET I	0:39	0	0	
18 GARCIAINDIA I	22 FIS M	24 DUJSHEBAEV D	25 HERNANDEZ S	28 GOMEZ A	70 FERNANDEZ D	99 RODRIGUEZ J	0:35	0	1	
8 CASADO A	9 TARRAFETA I	10 DUJSHEBAEV A	11 ODRIOZOLA K	25 HERNANDEZ S	80 BARRUFET I	99 RODRIGUEZ J	0:35	0	0	
5 SERRADILLA A	7 GURRI J	18 GARCIAINDIA I	25 HERNANDEZ S	28 GOMEZ A	70 FERNANDEZ D	80 BARRUFET I	0:32	0	1	
7 GURRI J	8 CASADO A	9 TARRAFETA I	11 ODRIOZOLA K	25 HERNANDEZ S	80 BARRUFET I	99 RODRIGUEZ J	0:28	0	0	
5 SERRADILLA A	9 TARRAFETA I	18 GARCIAINDIA I	25 HERNANDEZ S	28 GOMEZ A	80 BARRUFET I	99 RODRIGUEZ J	0:27	0	1	
7 GURRI J	9 TARRAFETA I	20 SERDIO A	22 FIS M	25 HERNANDEZ S	28 GOMEZ A	70 FERNANDEZ D	0:26	1	0	
9 TARRAFETA I	10 DUJSHEBAEV A	11 ODRIOZOLA K	20 SERDIO A	25 HERNANDEZ S	70 FERNANDEZ D	99 RODRIGUEZ J	0:25	0	0	
5 SERRADILLA A	9 TARRAFETA I	11 ODRIOZOLA K	18 GARCIAINDIA I	25 HERNANDEZ S	80 BARRUFET I	99 RODRIGUEZ J	0:24	0	1	
8 CASADO A	9 TARRAFETA I	18 GARCIAINDIA I	20 SERDIO A	28 GOMEZ A	80 BARRUFET I	99 RODRIGUEZ J	0:23	0	0	
7 GURRI J	8 CASADO A	9 TARRAFETA I	10 DUJSHEBAEV A	11 ODRIOZOLA K	80 BARRUFET I	99 RODRIGUEZ J	0:23	0	0	
7 GURRI J	8 CASADO A	9 TARRAFETA I	10 DUJSHEBAEV A	18 GARCIAINDIA I	28 GOMEZ A	80 BARRUFET I	0:22	0	0	
8 CASADO A	9 TARRAFETA I	18 GARCIAINDIA I	20 SERDIO A	25 HERNANDEZ S	28 GOMEZ A	99 RODRIGUEZ J	0:21	0	0	
5 SERRADILLA A	9 TARRAFETA I	11 ODRIOZOLA K	18 GARCIAINDIA I	53 BIOSCA I	80 BARRUFET I	99 RODRIGUEZ J	0:19	0	0	
5 SERRADILLA A	11 ODRIOZOLA K	20 SERDIO A	25 HERNANDEZ S	70 FERNANDEZ D	80 BARRUFET I	99 RODRIGUEZ J	0:19	0	1	
5 SERRADILLA A	8 CASADO A	18 GARCIAINDIA I	24 DUJSHEBAEV D	28 GOMEZ A	53 BIOSCA I	70 FERNANDEZ D	0:18	0	0	
5 SERRADILLA A	7 GURRI J	8 CASADO A	10 DUJSHEBAEV A	18 GARCIAINDIA I	28 GOMEZ A	80 BARRUFET I	0:18	0	0	
7 GURRI J	8 CASADO A	9 TARRAFETA I	18 GARCIAINDIA I	20 SERDIO A	25 HERNANDEZ S	80 BARRUFET I	0:16	0	0	
8 CASADO A	18 GARCIAINDIA I	24 DUJSHEBAEV D	28 GOMEZ A	53 BIOSCA I	70 FERNANDEZ D	99 RODRIGUEZ J	0:15	0	0	
5 SERRADILLA A	7 GURRI J	9 TARRAFETA I	18 GARCIAINDIA I	20 SERDIO A	25 HERNANDEZ S	28 GOMEZ A	0:13	0	0	
7 GURRI J	9 TARRAFETA I	18 GARCIAINDIA I	20 SERDIO A	22 FIS M	28 GOMEZ A	80 BARRUFET I	0:13	0	0	
5 SERRADILLA A	8 CASADO A	18 GARCIAINDIA I	28 GOMEZ A	53 BIOSCA I	80 BARRUFET I	99 RODRIGUEZ J	0:13	0	1	
8 CASADO A	9 TARRAFETA I	18 GARCIAINDIA I	24 DUJSHEBAEV D	25 HERNANDEZ S	28 GOMEZ A	70 FERNANDEZ D	0:12	0	0	
8 CASADO A	9 TARRAFETA I	18 GARCIAINDIA I	25 HERNANDEZ S	28 GOMEZ A	80 BARRUFET I	99 RODRIGUEZ J	0:12	1	0	
7 GURRI J	8 CASADO A	9 TARRAFETA I	10 DUJSHEBAEV A	25 HERNANDEZ S	28 GOMEZ A	80 BARRUFET I	0:12	0	0	
8 CASADO A	9 TARRAFETA I	10 DUJSHEBAEV A	18 GARCIAINDIA I	25 HERNANDEZ S	28 GOMEZ A	80 BARRUFET I	0:12	0	0	
8 CASADO A	18 GARCIAINDIA I	24 DUJSHEBAEV D	25 HERNANDEZ S	28 GOMEZ A	70 FERNANDEZ D	99 RODRIGUEZ J	0:11	0	0	
5 SERRADILLA A	8 CASADO A	9 TARRAFETA I	10 DUJSHEBAEV A	25 HERNANDEZ S	28 GOMEZ A	80 BARRUFET I	0:07	0	0	

OFFICIAL PARTNERS



EHF PARTNERS



NATIONAL SUPPLIERS



Preliminary Round - Group A

Line-Up Analysis

Herning

Attendance: 8.260

Match No: 4

AUT 25 - 30 ESP

ESP - Spain

Lineup efficiency								Time Played	GF	GA
7 GURRI J	18 GARCIANDIA I	22 FIS M	25 HERNANDEZ S	28 GOMEZ A	70 FERNANDEZ D	99 RODRIGUEZ J	0:06	0	0	
8 CASADO A	9 TARRAFETA I	18 GARCIANDIA I	20 SERDIO A	25 HERNANDEZ S	28 GOMEZ A	80 BARRUFET I	0:06	0	0	
8 CASADO A	9 TARRAFETA I	11 ODRIOZOLA K	20 SERDIO A	25 HERNANDEZ S	80 BARRUFET I	99 RODRIGUEZ J	0:06	0	0	
5 SERRADILLA A	7 GURRI J	8 CASADO A	10 DUJSHEBAEV A	18 GARCIANDIA I	25 HERNANDEZ S	80 BARRUFET I	0:06	0	0	
8 CASADO A	9 TARRAFETA I	18 GARCIANDIA I	24 DUJSHEBAEV D	28 GOMEZ A	53 BIOSCA I	70 FERNANDEZ D	0:05	0	0	
10 DUJSHEBAEV A	11 ODRIOZOLA K	20 SERDIO A	25 HERNANDEZ S	70 FERNANDEZ D	80 BARRUFET I	99 RODRIGUEZ J	0:05	0	0	
5 SERRADILLA A	7 GURRI J	18 GARCIANDIA I	20 SERDIO A	22 FIS M	28 GOMEZ A	80 BARRUFET I	0:04	0	0	
7 GURRI J	8 CASADO A	18 GARCIANDIA I	20 SERDIO A	25 HERNANDEZ S	28 GOMEZ A	80 BARRUFET I	0:04	0	0	
5 SERRADILLA A	7 GURRI J	8 CASADO A	25 HERNANDEZ S	28 GOMEZ A	80 BARRUFET I	99 RODRIGUEZ J	0:04	0	0	
9 TARRAFETA I	10 DUJSHEBAEV A	18 GARCIANDIA I	25 HERNANDEZ S	28 GOMEZ A	80 BARRUFET I	99 RODRIGUEZ J	0:03	0	0	
7 GURRI J	8 CASADO A	10 DUJSHEBAEV A	18 GARCIANDIA I	20 SERDIO A	25 HERNANDEZ S	80 BARRUFET I	0:03	0	0	
7 GURRI J	8 CASADO A	9 TARRAFETA I	18 GARCIANDIA I	25 HERNANDEZ S	28 GOMEZ A	80 BARRUFET I	0:03	0	0	
5 SERRADILLA A	9 TARRAFETA I	11 ODRIOZOLA K	20 SERDIO A	25 HERNANDEZ S	80 BARRUFET I	99 RODRIGUEZ J	0:01	0	0	

Score development								Time Played	G Diff.
8 CASADO A	9 TARRAFETA I	20 SERDIO A	22 FIS M	25 HERNANDEZ S	28 GOMEZ A	80 BARRUFET I	2:04	+4	
7 GURRI J	9 TARRAFETA I	18 GARCIANDIA I	20 SERDIO A	25 HERNANDEZ S	28 GOMEZ A	70 FERNANDEZ D	3:55	+4	
5 SERRADILLA A	7 GURRI J	9 TARRAFETA I	18 GARCIANDIA I	20 SERDIO A	28 GOMEZ A	80 BARRUFET I	1:23	+2	
7 GURRI J	9 TARRAFETA I	18 GARCIANDIA I	20 SERDIO A	25 HERNANDEZ S	28 GOMEZ A	80 BARRUFET I	1:55	+2	
8 CASADO A	9 TARRAFETA I	10 DUJSHEBAEV A	11 ODRIOZOLA K	20 SERDIO A	25 HERNANDEZ S	80 BARRUFET I	3:06	+2	
8 CASADO A	9 TARRAFETA I	18 GARCIANDIA I	25 HERNANDEZ S	28 GOMEZ A	80 BARRUFET I	99 RODRIGUEZ J	0:12	+1	
7 GURRI J	9 TARRAFETA I	20 SERDIO A	22 FIS M	25 HERNANDEZ S	28 GOMEZ A	70 FERNANDEZ D	0:26	+1	
8 CASADO A	9 TARRAFETA I	10 DUJSHEBAEV A	22 FIS M	25 HERNANDEZ S	28 GOMEZ A	80 BARRUFET I	0:41	+1	
7 GURRI J	9 TARRAFETA I	18 GARCIANDIA I	20 SERDIO A	22 FIS M	28 GOMEZ A	70 FERNANDEZ D	0:42	+1	
8 CASADO A	10 DUJSHEBAEV A	18 GARCIANDIA I	20 SERDIO A	25 HERNANDEZ S	28 GOMEZ A	80 BARRUFET I	0:45	+1	
8 CASADO A	9 TARRAFETA I	18 GARCIANDIA I	24 DUJSHEBAEV D	28 GOMEZ A	70 FERNANDEZ D	99 RODRIGUEZ J	0:58	+1	
5 SERRADILLA A	9 TARRAFETA I	18 GARCIANDIA I	25 HERNANDEZ S	28 GOMEZ A	80 BARRUFET I	70 FERNANDEZ D	1:33	+1	
8 CASADO A	9 TARRAFETA I	10 DUJSHEBAEV A	20 SERDIO A	25 HERNANDEZ S	28 GOMEZ A	80 BARRUFET I	2:59	+1	
5 SERRADILLA A	9 TARRAFETA I	11 ODRIOZOLA K	20 SERDIO A	25 HERNANDEZ S	80 BARRUFET I	99 RODRIGUEZ J	0:01	0	
9 TARRAFETA I	10 DUJSHEBAEV A	18 GARCIANDIA I	25 HERNANDEZ S	28 GOMEZ A	80 BARRUFET I	99 RODRIGUEZ J	0:03	0	
7 GURRI J	8 CASADO A	10 DUJSHEBAEV A	18 GARCIANDIA I	20 SERDIO A	25 HERNANDEZ S	80 BARRUFET I	0:03	0	
7 GURRI J	8 CASADO A	9 TARRAFETA I	18 GARCIANDIA I	25 HERNANDEZ S	28 GOMEZ A	80 BARRUFET I	0:03	0	
5 SERRADILLA A	7 GURRI J	18 GARCIANDIA I	20 SERDIO A	22 FIS M	28 GOMEZ A	80 BARRUFET I	0:04	0	
7 GURRI J	8 CASADO A	18 GARCIANDIA I	20 SERDIO A	25 HERNANDEZ S	28 GOMEZ A	80 BARRUFET I	0:04	0	
5 SERRADILLA A	7 GURRI J	8 CASADO A	25 HERNANDEZ S	28 GOMEZ A	80 BARRUFET I	99 RODRIGUEZ J	0:04	0	
8 CASADO A	9 TARRAFETA I	18 GARCIANDIA I	24 DUJSHEBAEV D	28 GOMEZ A	53 BIOSCA I	70 FERNANDEZ D	0:05	0	
10 DUJSHEBAEV A	11 ODRIOZOLA K	20 SERDIO A	25 HERNANDEZ S	70 FERNANDEZ D	80 BARRUFET I	99 RODRIGUEZ J	0:05	0	
7 GURRI J	18 GARCIANDIA I	22 FIS M	25 HERNANDEZ S	28 GOMEZ A	70 FERNANDEZ D	99 RODRIGUEZ J	0:06	0	
8 CASADO A	9 TARRAFETA I	18 GARCIANDIA I	20 SERDIO A	25 HERNANDEZ S	28 GOMEZ A	80 BARRUFET I	0:06	0	
8 CASADO A	9 TARRAFETA I	11 ODRIOZOLA K	20 SERDIO A	25 HERNANDEZ S	80 BARRUFET I	99 RODRIGUEZ J	0:06	0	
5 SERRADILLA A	7 GURRI J	8 CASADO A	10 DUJSHEBAEV A	18 GARCIANDIA I	25 HERNANDEZ S	80 BARRUFET I	0:06	0	
5 SERRADILLA A	8 CASADO A	9 TARRAFETA I	10 DUJSHEBAEV A	25 HERNANDEZ S	28 GOMEZ A	80 BARRUFET I	0:07	0	
8 CASADO A	18 GARCIANDIA I	24 DUJSHEBAEV D	25 HERNANDEZ S	28 GOMEZ A	70 FERNANDEZ D	99 RODRIGUEZ J	0:11	0	
8 CASADO A	9 TARRAFETA I	18 GARCIANDIA I	24 DUJSHEBAEV D	25 HERNANDEZ S	28 GOMEZ A	70 FERNANDEZ D	0:12	0	
7 GURRI J	8 CASADO A	9 TARRAFETA I	10 DUJSHEBAEV A	25 HERNANDEZ S	28 GOMEZ A	80 BARRUFET I	0:12	0	
8 CASADO A	9 TARRAFETA I	10 DUJSHEBAEV A	18 GARCIANDIA I	25 HERNANDEZ S	28 GOMEZ A	80 BARRUFET I	0:12	0	
5 SERRADILLA A	7 GURRI J	9 TARRAFETA I	18 GARCIANDIA I	20 SERDIO A	25 HERNANDEZ S	28 GOMEZ A	0:13	0	
7 GURRI J	9 TARRAFETA I	18 GARCIANDIA I	20 SERDIO A	22 FIS M	28 GOMEZ A	80 BARRUFET I	0:13	0	
8 CASADO A	18 GARCIANDIA I	24 DUJSHEBAEV D	28 GOMEZ A	53 BIOSCA I	70 FERNANDEZ D	99 RODRIGUEZ J	0:15	0	
7 GURRI J	8 CASADO A	9 TARRAFETA I	18 GARCIANDIA I	20 SERDIO A	25 HERNANDEZ S	80 BARRUFET I	0:16	0	
5 SERRADILLA A	8 CASADO A	18 GARCIANDIA I	24 DUJSHEBAEV D	28 GOMEZ A	53 BIOSCA I	70 FERNANDEZ D	0:18	0	
5 SERRADILLA A	7 GURRI J	8 CASADO A	10 DUJSHEBAEV A	18 GARCIANDIA I	28 GOMEZ A	80 BARRUFET I	0:18	0	
5 SERRADILLA A	9 TARRAFETA I	11 ODRIOZOLA K	18 GARCIANDIA I	53 BIOSCA I	80 BARRUFET I	99 RODRIGUEZ J	0:19	0	

OFFICIAL PARTNERS



EHF PARTNERS



NATIONAL SUPPLIERS



Line-Up Analysis

Herning

Attendance: 8.260

Match No: 4

AUT 25 - 30 ESP

ESP - Spain

Score development								Time Played	G Diff.
8 CASADO A	9 TARRAFETA I	18 GARCIANDIA I	20 SERDIO A	25 HERNANDEZ S	28 GOMEZ A	99 RODRIGUEZ J	0:21	0	
7 GURRI J	8 CASADO A	9 TARRAFETA I	10 DUJSHEBAEV A	18 GARCIANDIA I	28 GOMEZ A	80 BARRUFET I	0:22	0	
8 CASADO A	9 TARRAFETA I	18 GARCIANDIA I	20 SERDIO A	28 GOMEZ A	80 BARRUFET I	99 RODRIGUEZ J	0:23	0	
7 GURRI J	8 CASADO A	9 TARRAFETA I	10 DUJSHEBAEV A	11 ODRIOZOLA K	80 BARRUFET I	99 RODRIGUEZ J	0:23	0	
9 TARRAFETA I	10 DUJSHEBAEV A	11 ODRIOZOLA K	20 SERDIO A	25 HERNANDEZ S	70 FERNANDEZ D	99 RODRIGUEZ J	0:25	0	
7 GURRI J	8 CASADO A	9 TARRAFETA I	11 ODRIOZOLA K	25 HERNANDEZ S	80 BARRUFET I	99 RODRIGUEZ J	0:28	0	
8 CASADO A	9 TARRAFETA I	10 DUJSHEBAEV A	11 ODRIOZOLA K	25 HERNANDEZ S	80 BARRUFET I	99 RODRIGUEZ J	0:35	0	
5 SERRADILLA A	7 GURRI J	8 CASADO A	18 GARCIANDIA I	25 HERNANDEZ S	28 GOMEZ A	80 BARRUFET I	0:39	0	
8 CASADO A	9 TARRAFETA I	18 GARCIANDIA I	24 DUJSHEBAEV D	25 HERNANDEZ S	28 GOMEZ A	99 RODRIGUEZ J	0:46	0	
5 SERRADILLA A	8 CASADO A	18 GARCIANDIA I	20 SERDIO A	25 HERNANDEZ S	28 GOMEZ A	80 BARRUFET I	0:48	0	
5 SERRADILLA A	8 CASADO A	9 TARRAFETA I	11 ODRIOZOLA K	25 HERNANDEZ S	80 BARRUFET I	99 RODRIGUEZ J	0:55	0	
9 TARRAFETA I	10 DUJSHEBAEV A	11 ODRIOZOLA K	20 SERDIO A	25 HERNANDEZ S	70 FERNANDEZ D	80 BARRUFET I	1:03	0	
5 SERRADILLA A	7 GURRI J	8 CASADO A	20 SERDIO A	25 HERNANDEZ S	28 GOMEZ A	80 BARRUFET I	1:07	0	
5 SERRADILLA A	7 GURRI J	9 TARRAFETA I	18 GARCIANDIA I	25 HERNANDEZ S	28 GOMEZ A	80 BARRUFET I	1:49	0	
5 SERRADILLA A	8 CASADO A	9 TARRAFETA I	20 SERDIO A	25 HERNANDEZ S	28 GOMEZ A	80 BARRUFET I	1:54	0	
5 SERRADILLA A	9 TARRAFETA I	11 ODRIOZOLA K	18 GARCIANDIA I	20 SERDIO A	25 HERNANDEZ S	80 BARRUFET I	2:04	0	
5 SERRADILLA A	8 CASADO A	18 GARCIANDIA I	25 HERNANDEZ S	28 GOMEZ A	80 BARRUFET I	99 RODRIGUEZ J	2:12	0	
5 SERRADILLA A	8 CASADO A	18 GARCIANDIA I	28 GOMEZ A	53 BIOSCA I	80 BARRUFET I	99 RODRIGUEZ J	0:13	-1	
5 SERRADILLA A	11 ODRIOZOLA K	20 SERDIO A	25 HERNANDEZ S	70 FERNANDEZ D	80 BARRUFET I	99 RODRIGUEZ J	0:19	-1	
5 SERRADILLA A	9 TARRAFETA I	11 ODRIOZOLA K	18 GARCIANDIA I	25 HERNANDEZ S	80 BARRUFET I	99 RODRIGUEZ J	0:24	-1	
5 SERRADILLA A	9 TARRAFETA I	18 GARCIANDIA I	25 HERNANDEZ S	28 GOMEZ A	80 BARRUFET I	99 RODRIGUEZ J	0:27	-1	
5 SERRADILLA A	7 GURRI J	18 GARCIANDIA I	25 HERNANDEZ S	28 GOMEZ A	70 FERNANDEZ D	80 BARRUFET I	0:32	-1	
18 GARCIANDIA I	22 FIS M	24 DUJSHEBAEV D	25 HERNANDEZ S	28 GOMEZ A	70 FERNANDEZ D	99 RODRIGUEZ J	0:35	-1	
5 SERRADILLA A	9 TARRAFETA I	11 ODRIOZOLA K	20 SERDIO A	25 HERNANDEZ S	70 FERNANDEZ D	80 BARRUFET I	0:56	-1	
7 GURRI J	8 CASADO A	10 DUJSHEBAEV A	20 SERDIO A	25 HERNANDEZ S	28 GOMEZ A	80 BARRUFET I	2:19	-1	
5 SERRADILLA A	8 CASADO A	20 SERDIO A	22 FIS M	25 HERNANDEZ S	28 GOMEZ A	80 BARRUFET I	2:52	-1	
5 SERRADILLA A	8 CASADO A	9 TARRAFETA I	11 ODRIOZOLA K	20 SERDIO A	25 HERNANDEZ S	80 BARRUFET I	4:22	-2	
5 SERRADILLA A	7 GURRI J	18 GARCIANDIA I	20 SERDIO A	25 HERNANDEZ S	28 GOMEZ A	80 BARRUFET I	2:30	-3	
5 SERRADILLA A	7 GURRI J	18 GARCIANDIA I	20 SERDIO A	25 HERNANDEZ S	28 GOMEZ A	70 FERNANDEZ D	3:56	-3	

Empty Goal								Time Played	GF	GA
5 SERRADILLA A	7 GURRI J	9 TARRAFETA I	18 GARCIANDIA I	20 SERDIO A	28 GOMEZ A	80 BARRUFET I	1:23	2	0	
8 CASADO A	9 TARRAFETA I	18 GARCIANDIA I	24 DUJSHEBAEV D	28 GOMEZ A	70 FERNANDEZ D	99 RODRIGUEZ J	0:58	1	0	
7 GURRI J	9 TARRAFETA I	18 GARCIANDIA I	20 SERDIO A	22 FIS M	28 GOMEZ A	70 FERNANDEZ D	0:42	1	0	
8 CASADO A	9 TARRAFETA I	18 GARCIANDIA I	20 SERDIO A	28 GOMEZ A	80 BARRUFET I	99 RODRIGUEZ J	0:23	0	0	
7 GURRI J	8 CASADO A	9 TARRAFETA I	10 DUJSHEBAEV A	11 ODRIOZOLA K	80 BARRUFET I	99 RODRIGUEZ J	0:23	0	0	
7 GURRI J	8 CASADO A	9 TARRAFETA I	10 DUJSHEBAEV A	18 GARCIANDIA I	28 GOMEZ A	80 BARRUFET I	0:22	0	0	
5 SERRADILLA A	7 GURRI J	8 CASADO A	10 DUJSHEBAEV A	18 GARCIANDIA I	28 GOMEZ A	80 BARRUFET I	0:18	0	0	
7 GURRI J	9 TARRAFETA I	18 GARCIANDIA I	20 SERDIO A	22 FIS M	28 GOMEZ A	80 BARRUFET I	0:13	0	0	
5 SERRADILLA A	7 GURRI J	18 GARCIANDIA I	20 SERDIO A	22 FIS M	28 GOMEZ A	80 BARRUFET I	0:04	0	0	

Legend:
G Diff. Goals Difference

OFFICIAL PARTNERS



EHF PARTNERS



NATIONAL SUPPLIERS

