

Start List

Match No: 6

GER - ESP

Referees: KONJICANIN Dino (BIH) / KONJICANIN Amar (BIH)
Reserve: BARYSAS Tomas (LTU) / PETRUSIS Povilas (LTU)
EHF Observer: COHEN Shlomo (ISR)

EHF Supervisor: BOJIC-CACIC Lidija (CRO)
Timekeeper: MADSEN Anders Kjaer (DEN)
Scorekeeper: OVERGAARD Elsebeth (DEN)

GER - Germany

No.	Name	Pos.	Height m	Int. Matches		Competition Statistics							
				MP	G	MP	G	7mG	YC	2Min	RC	S	7mS
1	SPÁTH David	GK	2.00	48	3	2						7	
33	WOLFF Andreas	GK	1.98	189	16	2						16	2
3	LICHTLEIN Nils	CB	1.83	31	35								
4	GOLLA Johannes	P	1.95	110	385	2	8		1	1			
5	SCHLÜROFF Miro	LB	1.98	10	30	2	10			1			
13	LANGHOFF Matthes	LB	1.93	4	2	1							
14	HÄSELER Mathis	RW	1.90	8	12	2							
15	KNORR Juri	CB	1.94	85	327	2	8						
17	ZERBE Lukas	RW	1.84	49	115	2	10	5					
18	KÖSTER Julian	LB	2.03	77	203	2	5				2		
23	UŠCINS Renars	RB	1.89	47	192	2	10						
30	KIESLER Tom	CB	1.93	6	0	2				1			
36	MERTENS Lukas	LW	1.82	72	160	2	2						
54	FISCHER Justus	P	1.93	36	42	2							
71	GRGIC Marko	LB	1.98	33	92	2	1						
80	KOHLBACHER Jannik	P	1.90	129	239	2							
(NN)	DAHMKKE Rune	LW	1.89	97	137	1							
(NN)	SEMPER Franz	RB	1.91	32	64	2	3						
Headcoach		GISLASON Alfred (ISL)		Bench/Team									

GER Played		
PR	AUT	30- 27
PR	SRB	27- 30
PR	ESP	19 JAN

ESP - Spain

No.	Name	Pos.	Height m	Int. Matches		Competition Statistics							
				MP	G	MP	G	7mG	YC	2Min	RC	S	7mS
25	HERNÁNDEZ Sergey	GK	1.98	71	14	2	2					17	
53	BIOSCA Ignacio	GK	2.00	13	1	2						4	3
5	SERRADILLA Antonio	LB	1.98	18	10	2	1			2			
7	GURRI Jan	LB	1.90	24	36	2	5			1			
8	CASADO Agustín	LB	1.93	76	191	2	6						
9	TARRAFETA Ian	CB	1.88	75	184	2	8						
10	DUJSHEBAEV Alex	RB	1.88	176	510	2	6						
11	ODRIOZOLA Kauldi	RW	1.83	83	207	2	2						
18	GARCIANDIA Imanol	RB	2.03	80	208	2	4			1			
20	SERDIO Abel	P	1.95	68	136	2	7		1				
22	FIS Marcos	RB	1.88	5	14	2	4						
24	DUJSHEBAEV Daniel	LB	1.96	112	244	1				1			
28	GÓMEZ Aleix	RW	1.83	102	414	2	7	2					
70	FERNÁNDEZ Daniel	LW	1.80	65	213	2	3	1					
80	BARRUFET Ian	LW	1.98	17	30	2	3						
99	RODRÍGUEZ Javier	P	1.98	32	48	2	1			2			
(NN)	ROMERO Victor	P	1.92	12	29								
(NN)	SUÁREZ Natan	LB	1.85	3	3	1							
Headcoach		RIBERA Jordi		Bench/Team									

ESP Played		
PR	SRB	29- 27
PR	AUT	30- 25
PR	GER	19 JAN

Notes:
Players below the bold line are not playing in this match.

Legend:			
(NN)	Not nominated	2Min	2-Minute Suspensions
CB	Centre Back	G	Goals
LW	Left Wing	MP	Matches Played
PR	Preliminary Round	RB	Right Back
RW	Right Wing	S	Saves
		7mG	7-metre Goals
		GK	Goalkeeper
		P	Line Player
		RC	Red Cards (Direct and after 3rd 2-Minute Suspension)
		YC	Yellow Cards
		7mS	7-metre Saves
		LB	Left Back
		Pos	Position

OFFICIAL PARTNERS



EHF PARTNERS



NATIONAL SUPPLIERS



MON 19 JAN 2026
Start Time: 20:30

Preliminary Round - Group A

Results

Herning

Attendance: 9.526

Match No: 6

GER 34 - 32 ESP

(17 - 15) (17 - 17)

Referees: KONJICANIN Dino (BIH) / KONJICANIN Amar (BIH)

Germany

Coach: GISLASON Alfred

Time outs: 3

No.	Name	Total		Goals / Shots						Punishments			TP			
		G/S	%	7m	6m	Wing	BT	FB	FTO	9m	EG	YC		RC	2M	
1	SPÄTH David															19:38
3	LICHTLEIN Nils	0/1	0							0/1						5:39
4	GOLLA Johannes	2/2	100		1/1						1/1					21:55
5	SCHLUROFF Miro	0/2	0							0/2						21:46
13	LANGHOFF Matthes	0/1	0					0/1								25:40
14	HÄSELER Mathis	1/1	100		1/1											15:02
15	KNORR Juri	5/8	63							5/8						35:42
17	ZERBE Lukas	3/5	60	1/2		2/3										36:23
18	KÖSTER Julian	6/8	75				2/3			4/5				1		42:51
23	USCINS Renars	8/10	80		2/2		2/2			4/6						39:04
30	KIESLER Tom													1		29:15
33	WOLFF Andreas															38:03
36	MERTENS Lukas	4/4	100		1/1	3/3										51:02
54	FISCHER Justus	5/5	100		5/5									1		27:41
71	GRGIC Marko															
80	KOHLBACHER Jannik															4:19
Totals		34/47	72	1/2	10/10	5/6	4/6			13/22	1/1			3		60:00

No.	Name	Total		Saves / Shots						
		S/S	%	7m	6m	Wing	BT	FB	FTO	9m
1	SPÄTH David	3/15	20	0/1	0/1	0/4	1/2	0/1		2/6
33	WOLFF Andreas	6/26	23	0/3	0/3	3/5	1/3	1/2		1/10
Totals		9/41	22	0/4	0/4	3/9	2/5	1/3		3/16

Spain

Coach: RIBERA Jordi

Time outs: 2

No.	Name	Total		Goals / Shots						Punishments			TP			
		G/S	%	7m	6m	Wing	BT	FB	FTO	9m	EG	YC		RC	2M	
5	SERRADILLA Antonio	1/1	100											1		33:47
7	GURRI Jan	7/8	88				1/1	1/1		5/6						28:53
8	CASADO Agustin	1/2	50					0/1		1/1						14:32
9	TARRAFETA Ian	4/6	67		1/1		1/1			2/4						25:34
10	DUJSHEBAEV Alex	1/2	50							1/2						12:20
11	ODRIOZOLA Kauldi	2/2	100			2/2								1		28:00
18	GARCIA Imanol	0/1	0							0/1						28:05
20	SERDIO Abel	2/2	100		2/2									1		36:16
22	FIS Marcos	4/7	57			1/1	1/3			2/3						21:03
24	DUJSHEBAEV Daniel	3/4	75		1/1					2/3						22:27
25	HERNANDEZ Sergey															40:55
28	GOMEZ Aleix	4/6	67	4/4		0/1		0/1								30:28
53	BIOSCA Ignacio															17:19
70	HERNANDEZ Daniel	3/4	75			3/4										33:14
80	BARRUFET Ian	0/1	0			0/1										25:36
99	RODRIGUEZ Javier															15:31
Totals		32/46	70	4/4	4/4	6/9	3/5	2/4		13/19	0/1			3		60:00

No.	Name	Total		Saves / Shots						
		S/S	%	7m	6m	Wing	BT	FB	FTO	9m
25	HERNANDEZ Sergey	4/29	14	1/1	0/7	0/4	1/3			2/13
53	BIOSCA Ignacio	3/12	25	0/1	0/3	1/2	0/2			2/4
Totals		7/41	17	1/2	0/10	1/6	1/5			4/17

Attacks

Team:	All		Player Majority		Player Minority		Position Attacks		FB		Ind. FB		Team FB		Att. Dur. (min)	Turnover		
	G/Att.	%	G/Att.	%	G/Att.	%	G/Att.	%	G/Att.	%	G/Att.	%	G/Att.	%		All	%	TOFB
GER	34/56	61	2/3	67	3/5	60	33/55	60	2/6	33			2/6	33	0:32	12	21	0
ESP	32/55	58	4/8	50	1/2	50	30/48	63								9	16	2

RUNNING SCORE	
GER - ESP	
1st Half	
0 (2) 1	CASADO A
1 (2) 1	GOLLA J
1 (3) 2	GOMEZ A
2 (4) 2	USCINS R
3 (5) 2	KNORR J
4 (6) 2	ZERBE L
4 (8) 3	GOMEZ A
5 (8) 3	USCINS R
5 (9) 4	TARRAFETA I
6 (9) 4	MERTENS L
6 (9) 5	SERDIO A
7 (11) 5	MERTENS L
7 (11) 6	TARRAFETA I
8 (12) 6	GOLLA J
8 (13) 7	SERRADILLA A
9 (15) 7	KÖSTER J
9 (16) 8	GOMEZ A
10 (16) 8	ZERBE L
10 (18) 9	DUJSHEBAEV A
FISCHER J11 (20) 9	
FISCHER J12 (21) 9	
12 (22) 10	DUJSHEBAEV D
KÖSTER J13 (23) 10	
USCINS R14 (24) 10	
14 (25) 11	FERNANDEZ D
USCINS R15 (25) 11	
15 (26) 12	TARRAFETA I
USCINS R16 (27) 12	
16 (27) 13	DUJSHEBAEV D
16 (28) 14	FIS M
16 (29) 15	TARRAFETA I
ZERBE L17 (29) 15	
2nd Half	
KNORR J18 (32) 15	
18 (33) 16	GURRI J
USCINS R19 (34) 16	
19 (34) 17	FIS M
KNORR J20 (35) 17	
20 (36) 18	SERDIO A
KÖSTER J21 (37) 18	
21 (37) 19	FIS M
21 (40) 20	GURRI J
MERTENS L22 (40) 20	
MERTENS L23 (41) 20	
KNORR J24 (44) 20	
24 (44) 21	FERNANDEZ D
24 (46) 22	GOMEZ A
HÄSELER M25 (47) 22	
25 (47) 23	ODRIOZOLA K
25 (47) 24	FERNANDEZ D
FISCHER J26 (48) 24	
KÖSTER J27 (49) 24	
27 (50) 25	GURRI J
FISCHER J28 (51) 25	
28 (51) 26	FIS M
USCINS R29 (51) 26	
29 (52) 27	GURRI J
FISCHER J30 (54) 27	
30 (55) 28	DUJSHEBAEV D
KÖSTER J31 (55) 28	
31 (56) 29	GURRI J
KNORR J32 (56) 29	
USCINS R33 (58) 29	
KÖSTER J34 (59) 29	
34 (59) 30	ODRIOZOLA K
34 (60) 31	GURRI J
34 (60) 32	GURRI J

OFFICIAL PARTNERS



EHF PARTNERS



NATIONAL SUPPLIERS



Results

Match No: 6

Herning
Attendance: 9.526

Legend:							
%	Efficiency	2M	2-Minute Suspensions	7m	7-metre Penalty Shots	9m	9-metre Shots
Att. Dur.	Average Attack Duration	BT	Breakthroughs	FB	Fast Breaks	FTO	Fast Throw off
G/Att.	Goals/Attacks	G/S	Goals/Shots	No.	Uniform Number		
RC	Red Cards (Direct and after Third 2-Minute Suspension)			S/S	Saves/Shots		
TOFB	Turnover during Fast Breaks			TP	Time Played	Wing	Wing Shots

OFFICIAL PARTNERS



EHF PARTNERS



NATIONAL SUPPLIERS



Match Team Statistics

Match No: 6

GER 34 - 32 ESP

(17 - 15) (17 - 17)

Referees: KONJICANIN Dino (BIH) / KONJICANIN Amar (BIH)

GER - Germany

Coach: GISLASON Alfred (ISL)

Time outs: 3

No.	Name	Total		All Goals / Shots							Punishments				Offence			Defence			TP		
		G/S	%	7m	7m%	6m	Wing	BT	FB	FTO	9m	EG	YC	RC	2M	2+2	AS	R7	TO/TF	ST		BS	P7
1	SPÄTH David																						19:38
3	LICHTLEIN Nils	0/1	0							0/1							1						5:39
4	GOLLA Johannes	2/2	100			1/1							1/1				3	1					21:55
5	SCHLÜROFF Miro	0/2	0							0/2													21:46
13	LANGHOFF Matthes	0/1	0						0/1										2				25:40
14	HÄSELER Mathis	1/1	100			1/1																1	15:02
15	KNORR Juri	5/8	63							5/8						2		4	2				35:42
17	ZERBE Lukas	3/5	60	1/2	50		2/3													1		3	36:23
18	KÖSTER Julian	6/8	75					2/3		4/5				1		6		2					42:51
23	USCINS Renars	8/10	80			2/2		2/2		4/6								2		2			39:04
30	KIESLER Tom													1									29:15
33	WOLFF Andreas																						38:03
36	MERTENS Lukas	4/4	100			1/1	3/3									1							51:02
54	FISCHER Justus	5/5	100			5/5								1		1	1				1		27:41
71	GRGIC Marko																						
80	KOHLBACHER Jannik																						4:19
Totals		34/47	72	1/2	50	10/10	5/6	4/6		13/22	1/1			3		14	2	8	4	3	1	4	

No.	Name	Total		All Saves / Shots									
		S/S	%	7m	7m%	Near Shots				FB	FTO	9m	9m%
				All	All%	6m	Wing	BT					
1	SPÄTH David	3/15	20	0/1	0	1/7	14	0/1	0/4	1/2	0/1	2/6	33
33	WOLFF Andreas	6/26	23	0/3	0	4/11	36	0/3	3/5	1/3	1/2	1/10	10
Totals		9/41	22	0/4	0	5/18	28	0/4	3/9	2/5	1/3	3/16	19

Attacks

Team	All		Player Majority		Player Minority		Position Attacks		FB		Ind. FB		Team FB		Att. Dur. (min)	Turnover		
	G/Att.	%	G/Att.	%	G/Att.	%	G/Att.	%	G/Att.	%	G/Att.	%	G/Att.	%		All	%	TOFB
GER	34/56	61	2/3	67	3/5	60	33/55	60						0:32	12	21	0	

Team Shots

	Goals	Saves	Missed	Post	Blocked	Total	G/S %	Prop %
6m Shots	10					10	100	21
Wing Shots	5	1				6	83	13
L R	3 2	1				3 3	100 67	6 6
9m Shots	13	4	2	1	2	22	59	47
L C R	1 10 2	4	1	1	2	1 18 2	100 56 100	2 38 4
7m Penalty Throws	1	1				2	50	4
Fast Breaks								0
Breakthroughs	4	1	1			6	67	13
Fast Throw Offs								0
Empty Goals	1					1	100	2
Totals	34	7	3	1	2	47	72	100

Legend:			
%	Efficiency	2M	2-Minute Suspensions
9m	9-metre Shots	AS	Assists
C	Center	Att. Dur.	Average Attack Duration
G/S	Goals/Shots	EG	Empty Goal
R7	Received 7-metre Fouls	Ind.	Individual
ST	Steals	R	Right
Wing	Wing Shots	TO/TF	Turnover/Technical Fouls
		YC	Yellow Cards
		2+2	2+2 Minute Suspensions
		6m	6-metre Shots
		BS	Blocked Shots
		FTO	Fast Throw off
		P7	Penalty 7-metre Fouls
		RC	Red Cards (Direct and after 3rd 2-Minute Suspension)
		TOFB	Turnover during Fast Breaks
		7m	7-metre Penalty Shots
		BT	Breakthroughs
		G/Att.	Goals/Attacks
		Prop %	Proportion of Shots
		S/S	Saves/Shots
		TP	Time Played

OFFICIAL PARTNERS



EHF PARTNERS



NATIONAL SUPPLIERS



Match Team Statistics

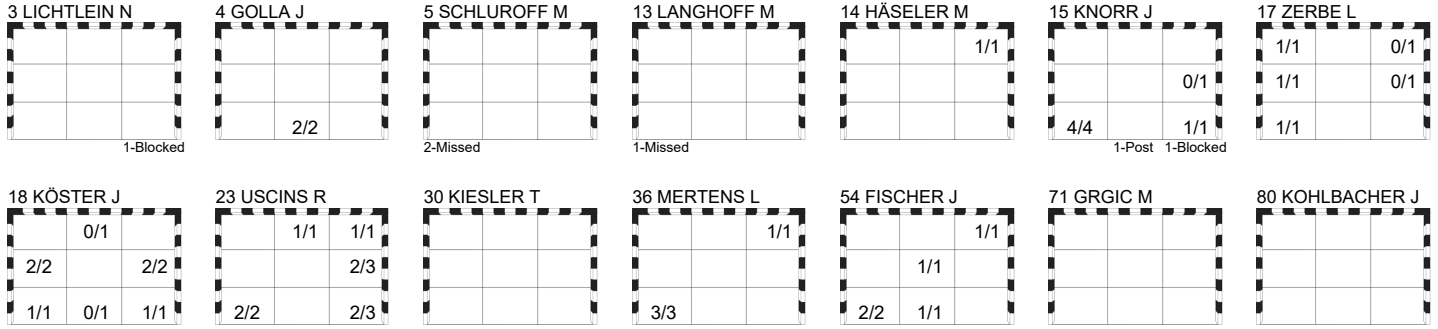
Match No: 6

GER 34 - 32 ESP
(17 - 15) (17 - 17)

Referees: KONJICANIN Dino (BIH) / KONJICANIN Amar (BIH)

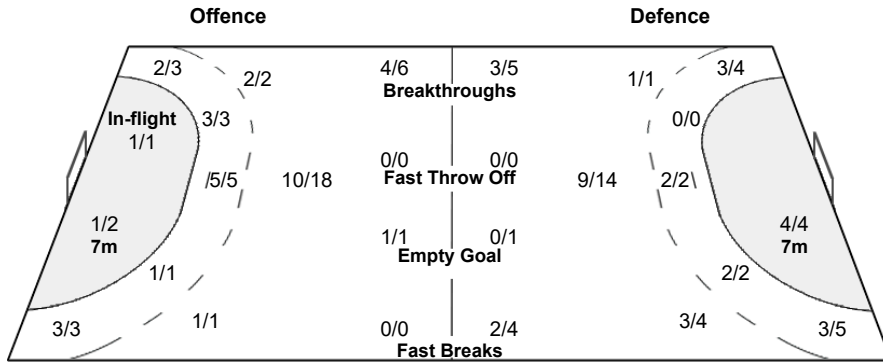
GER - Germany

Overview of Shot Distribution



Team
Goals / Shots

1/1	1/2	4/5
3/3	1/1	4/7
13/13	3/4	4/5
3-Missed	1-Post	2-Blocked

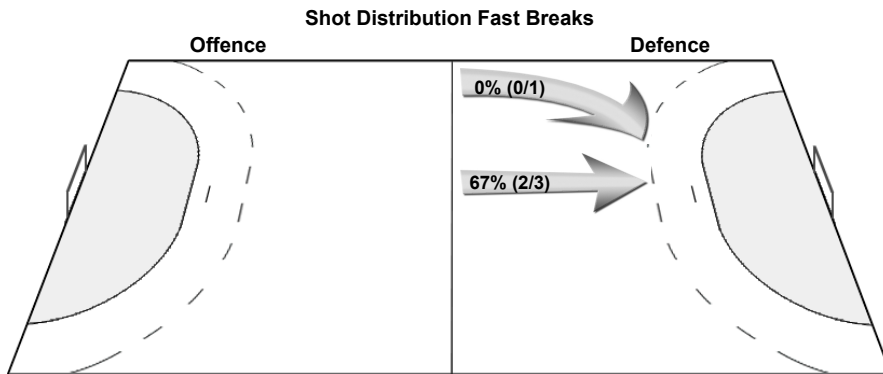


Goalkeepers
Saves / Shots

0/3	2/4	2/9
2/5	1/1	1/4
0/7	1/4	0/4

1 SPÄTH D

0/3	1/1	0/2
1/3		1/2
0/3	0/1	



33 WOLFF A

	1/3	2/7
1/2	1/1	0/2
0/4	1/3	0/4

OFFICIAL PARTNERS



EHF PARTNERS



NATIONAL SUPPLIERS



Match No: 6

Match Team Statistics

GER 34 - 32 ESP

(17 - 15) (17 - 17)

Referees: KONJICANIN Dino (BIH) / KONJICANIN Amar (BIH)

ESP - Spain Coach: RIBERA Jordi

Time outs: 2

No.	Name	Total		All Goals / Shots							Punishments			Offence			Defence			TP			
		G/S	%	7m	7m%	6m	Wing	BT	FB	FTO	9m	EG	YC	RC	2M	2+2	AS	R7	TO/TF		ST	BS	P7
5	SERRADILLA Antonio	1/1	100						1/1					1					1	2		33:47	
7	GURRI Jan	7/8	88					1/1	1/1		5/6						1					28:53	
8	CASADO Agustín	1/2	50						0/1		1/1						2	1				14:32	
9	TARRAFETA Ian	4/6	67			1/1		1/1			2/4						4		1			25:34	
10	DUJSHEBAEV Alex	1/2	50								1/2											12:20	
11	ODRIOZOLA Kauldi	2/2	100				2/2							1		2		1		1		28:00	
18	GARCIANDIA Imanol	0/1	0									0/1				1		1	1	1		28:05	
20	SERDIO Abel	2/2	100			2/2								1		1	1	1			1	36:16	
22	FIS Marcos	4/7	57				1/1	1/3			2/3					2						21:03	
24	DUJSHEBAEV Daniel	3/4	75			1/1					2/3					2	2	1			1	22:27	
25	HERNANDEZ Sergey																					40:55	
28	GOMEZ Aleix	4/6	67	4/4	100		0/1		0/1									/	1			30:28	
53	BIOSCA Ignacio																					17:19	
70	FERNANDEZ Daniel	3/4	75				3/4															33:14	
80	BARRUFET Ian	0/1	0				0/1															25:36	
99	RODRIGUEZ Javier																		1			15:31	
Bench/Team																						1	
Totals		32/46	70	4/4	100	4/4	6/9	3/5	2/4		13/19	0/1			3		15	4	6	3	2	2	2

No.	Name	Total		All Saves / Shots							FB	FTO	9m	9m%
		S/S	%	7m	7m%	Near Shots								
				All	All%	6m	Wing	BT						
25	HERNANDEZ Sergey	4/29	14	1/1	100	1/14	7	0/7	0/4	1/3			2/13	15
53	BIOSCA Ignacio	3/12	25	0/1	0	1/7	14	0/3	1/2	0/2			2/4	50
Totals		7/41	17	1/2	50	2/21	10	0/10	1/6	1/5			4/17	24

Attacks

Team	All		Player Majority		Player Minority		Position Attacks		FB		Ind. FB		Team FB		Att. Dur. (min)	Turnover		
	G/Att.	%	G/Att.	%	G/Att.	%	G/Att.	%	G/Att.	%	G/Att.	%	G/Att.	%		All	%	TOFB
ESP	32/55	58	4/8	50	1/2	50	30/48	63	2/6	33			2/6	33	0:32	9	16	2

Team Shots

	Goals	Saves	Missed	Post	Blocked	Total	G/S %	Prop %
6m Shots	4					4	100	9
Wing Shots	6	3				9	67	20
L R	3 3	2 1				5 4	60 75	11 9
9m Shots	13	3	2		1	19	68	41
L C R	3 9 1	3	1 1		1	4 14 1	75 64 100	9 30 2
7m Penalty Throws	4					4	100	9
Fast Breaks	2	1	1			4	50	9
Breakthroughs	3	2				5	60	11
Fast Throw Offs								0
Empty Goals			1			1	0	2
Totals	32	9	4		1	46	70	100

Legend:			
%	Efficiency	2M	2-Minute Suspensions
9m	9-metre Shots	2+2	2+2 Minute Suspensions
C	Center	Att. Dur.	Average Attack Duration
G/S	Goals/Shots	BS	Blocked Shots
R7	Received 7-metre Fouls	BT	Breakthroughs
ST	Steals	FB	Fast Breaks
Wing	Wing Shots	FTO	Fast Throw off
		L	Left
		P7	Penalty 7-metre Fouls
		RC	Red Cards (Direct and after 3rd 2-Minute Suspension)
		TO/TF	Turnover/Technical Fouls
		TOFB	Turnover during Fast Breaks
		7m	7-metre Penalty Shots
		G/Att.	Goals/Attacks
		Prop %	Proportion of Shots
		S/S	Saves/Shots
		TP	Time Played

OFFICIAL PARTNERS



EHF PARTNERS



NATIONAL SUPPLIERS



Match Team Statistics

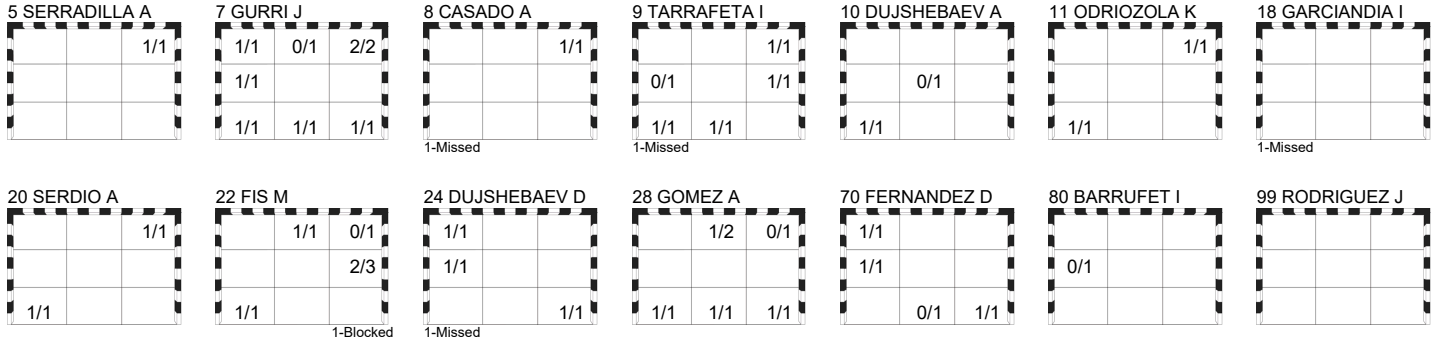
Match No: 6

GER 34 - 32 ESP
(17 - 15) (17 - 17)

Referees: KONJICANIN Dino (BIH) / KONJICANIN Amar (BIH)

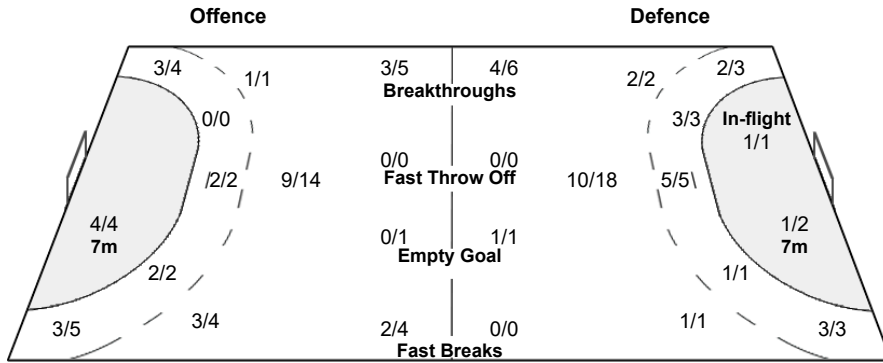
ESP - Spain

Overview of Shot Distribution



Team
Goals / Shots

3/3	2/4	7/9
3/5	0/1	3/4
7/7	3/4	4/4
4-Missed		1-Blocked

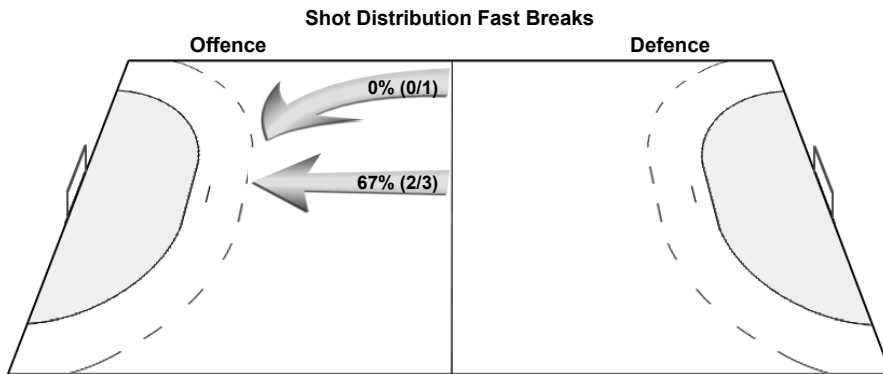


Goalkeepers
Saves / Shots

0/1	1/2	1/5
0/3	0/1	3/7
0/13	1/4	1/5

25 HERNANDEZ S

	0/1	1/4
	0/1	1/5
	0/9	1/3 1/5



53 BIOSCA I

0/1	1/1	0/1
0/2		2/2
0/4	0/1	

OFFICIAL PARTNERS



EHF PARTNERS



NATIONAL SUPPLIERS



Play by Play

Match No: 6

GER 34 - 32 ESP

(17 - 15) (17 - 17)

Referees: KONJICANIN Dino (BIH) / KONJICANIN Amar (BIH)

GER	1 SPÁTH David	3 LICHTLEIN Nils	4 GOLLA Johannes	A WUDTKE Erik
	5 SCHLURROFF Miro	13 LANGHOFF Matthes	14 HÄSELER Mathis	B GISLASON Alfred
	15 KNORR Juri	17 ZERBE Lukas	18 KÖSTER Julian	C ANDERSSON Mattias
	23 USCINS Renars	30 KIESLER Tom	33 WOLFF Andreas	D FINKE Dennis
	36 MERTENS Lukas	54 FISCHER Justus	71 GRGIC Marko	E LÜBKE Philip
	80 KOHLBACHER Jannik			
ESP	5 SERRADILLA Antonio	7 GURRI Jan	8 CASADO Agustín	A ITURRI Fermín
	9 TARRAFETA Ian	10 DUJSHEBAEV Alex	11 ODRIOZOLA Kauldi	B RIBERA Jordi
	18 GARCIANDIA Imanol	20 SERDIO Abel	22 FIS Marcos	C TORRESCUSA Ignacio
	24 DUJSHEBAEV Daniel	25 HERNANDEZ Sergey	28 GOMEZ Aleix	D FLORES Cesáreo
	53 BIOSCA Ignacio	70 FERNANDEZ Daniel	80 BARRUFET Ian	E LLORENTE Francisco Daniel
	99 RODRIGUEZ Javier			

1st HALF

Match Time	GER - Germany	Score	Lead	ESP - Spain
0:00	33 WOLFF A Goalkeeper			25 HERNANDEZ S Goalkeeper
1:32		0 - 1	-1	8 CASADO A Goal centre 9m top right, 113.09 km/h
1:43	4 GOLLA J Goal centre 6m bottom centre (18 KÖSTER J), 46.52 km/h	1 - 1	0	
2:39	18 KÖSTER J 7m caused			8 CASADO A 7m received
2:52		1 - 2	-1	28 GOMEZ A Goal Penalty shot top centre (8 CASADO A), 52.03 km/h
3:29	23 USCINS R Goal breakthrough bottom right, 85.66 km/h	2 - 2	0	
4:01				9 TARRAFETA I Shot centre 9m missed
4:15	15 KNORR J Goal centre 9m bottom left, 106.63 km/h	3 - 2	+1	
5:11				Technical Fault bench/team
5:22	4 GOLLA J 7m received			20 SERDIO A 7m caused
5:45				53 BIOSCA I for 25 HERNANDEZ S Goalkeeper Substitution
5:49	17 ZERBE L Goal Penalty shot top left (4 GOLLA J), 92.73 km/h	4 - 2	+2	
6:13				25 HERNANDEZ S for 53 BIOSCA I Goalkeeper Substitution
7:08	18 KÖSTER J 7m caused			20 SERDIO A 7m received
7:08	18 KÖSTER J 2-minutes suspension			
7:08		4 - 3	+1	28 GOMEZ A Goal Penalty shot bottom right (20 SERDIO A), 96.83 km/h
7:28	23 USCINS R for 33 WOLFF A Empty goal			
7:43	23 USCINS R Goal right 6m bottom right (15 KNORR J), 86.92 km/h	5 - 3	+2	
7:58	33 WOLFF A for 15 KNORR J Goalkeeper back			
8:01		5 - 4	+1	9 TARRAFETA I Goal left 9m middle right, 109.55 km/h
8:30	36 MERTENS L Goal left wing top right (4 GOLLA J), 109.22 km/h	6 - 4	+2	
8:41		6 - 5	+1	20 SERDIO A Goal centre 6m top right (9 TARRAFETA I), 83.67 km/h
9:40	15 KNORR J Shot centre 9m saved middle right			
9:57				99 RODRIGUEZ J for 25 HERNANDEZ S Empty goal
10:17				80 BARRUFET I Shot left wing saved middle left
10:19				25 HERNANDEZ S for 99 RODRIGUEZ J Goalkeeper back
10:28	36 MERTENS L Goal left wing bottom left (3 LICHTLEIN N), 89.45 km/h	7 - 5	+2	
10:55				10 DUJSHEBAEV A for 25 HERNANDEZ S Empty goal
10:55		7 - 6	+1	9 TARRAFETA I Goal breakthrough bottom centre, 100.25 km/h
11:03	4 GOLLA J Goal empty goal bottom centre, 63.88 km/h	8 - 6	+2	
11:05				25 HERNANDEZ S for 10 DUJSHEBAEV A Goalkeeper back
11:40				28 GOMEZ A Shot right wing saved top right
12:20	15 KNORR J Technical Fault			
12:28		8 - 7	+1	5 SERRADILLA A Goal fast break top right (8 CASADO A), 92.43 km/h
13:00	15 KNORR J Turnover			
13:09				28 GOMEZ A Technical Fault
13:21	18 KÖSTER J Shot breakthrough saved bottom centre			
13:29				8 CASADO A Shot fast break missed

OFFICIAL PARTNERS



EHF PARTNERS



NATIONAL SUPPLIERS



Match No: 6

Play by Play

GER 34 - 32 ESP

(17 - 15) (17 - 17)

1st HALF

Match Time	GER - Germany	Score	Lead	ESP - Spain
13:59	23 USCINS R Turnover			
14:06				28 GOMEZ A Shot fast break saved top centre
14:32				Video Replay (Punishment review) Punishment
14:32				20 SERDIO A 2-minutes suspension
14:52	18 KÖSTER J Goal centre 9m middle right, 90.05 km/h	9 - 7	+2	
14:53				5 SERRADILLA A 2-minutes suspension
14:53				18 GARCIANDIA I for 25 HERNANDEZ S Empty goal
15:29	18 KÖSTER J 7m caused			24 DUJSHEBAEV D 7m received
15:29				25 HERNANDEZ S for 10 DUJSHEBAEV A Goalkeeper back
15:29		9 - 8	+1	28 GOMEZ A Goal Penalty shot bottom centre (24 DUJSHEBAEV D), 75.60 km/h
15:55	17 ZERBE L Goal right wing bottom left (18 KÖSTER J), 94.77 km/h	10 - 8	+2	
16:05				10 DUJSHEBAEV A for 25 HERNANDEZ S Empty goal
16:41				18 GARCIANDIA I Turnover
16:45				25 HERNANDEZ S for 10 DUJSHEBAEV A Goalkeeper back
16:56	13 LANGHOFF M Technical Fault			
17:35		10 - 9	+1	10 DUJSHEBAEV A Goal centre 9m bottom left, 101.22 km/h
18:13	54 FISCHER J 7m received			24 DUJSHEBAEV D 7m caused
18:22	17 ZERBE L Penalty shot saved top right			
19:17				10 DUJSHEBAEV A Shot centre 9m saved middle centre
19:28	54 FISCHER J Goal right 6m bottom left (18 KÖSTER J), 78.24 km/h	11 - 9	+2	
20:02				9 TARRAFETA I Turnover
20:13	54 FISCHER J Goal left 6m bottom left, 104.32 km/h	12 - 9	+3	
20:33				Team timeout
21:04	54 FISCHER J 2-minutes suspension			
21:13		12 - 10	+2	24 DUJSHEBAEV D Goal left 9m middle left, 118.15 km/h
21:27	4 GOLLA J for 33 WOLFF A Empty goal			
21:48	15 KNORR J Turnover			
21:58				18 GARCIANDIA I Shot empty goal missed
22:00	33 WOLFF A for 18 KÖSTER J Goalkeeper back			
22:07	18 KÖSTER J for 33 WOLFF A Empty goal			
22:26	18 KÖSTER J Goal breakthrough middle right, 102.29 km/h	13 - 10	+3	
22:28	33 WOLFF A for 15 KNORR J Goalkeeper back			
22:53				22 FIS M Shot breakthrough saved top right
23:34	23 USCINS R Goal centre 9m middle right, 117.07 km/h	14 - 10	+4	
24:17		14 - 11	+3	70 FERNANDEZ D Goal left wing bottom right (9 TARRAFETA I), 89.04 km/h
24:46	23 USCINS R Goal right 9m bottom left, 109.84 km/h	15 - 11	+4	
25:34		15 - 12	+3	9 TARRAFETA I Goal left 6m top right (22 FIS M), 101.84 km/h
25:56	Team timeout			
26:29	23 USCINS R Goal right 9m top right, 104.13 km/h	16 - 12	+4	
26:41		16 - 13	+3	24 DUJSHEBAEV D Goal left 9m bottom right, 88.47 km/h
26:54	13 LANGHOFF M Shot breakthrough missed			
27:20		16 - 14	+2	22 FIS M Goal breakthrough top centre, 85.96 km/h
27:56	5 SCHLUROFF M Shot centre 9m missed			
28:27		16 - 15	+1	9 TARRAFETA I Goal centre 9m bottom left, 108.14 km/h
28:44	17 ZERBE L Goal right wing middle left (4 GOLLA J), 87.42 km/h	17 - 15	+2	
29:23				24 DUJSHEBAEV D Shot left 9m missed
29:59	23 USCINS R Shot centre 9m saved bottom right			

2nd HALF

Match Time	GER - Germany	Score	Lead	ESP - Spain
	33 WOLFF A Goalkeeper			

OFFICIAL PARTNERS



EHF PARTNERS



NATIONAL SUPPLIERS



Match No: 6

Play by Play

GER 34 - 32 ESP
(17 - 15) (17 - 17)

2nd HALF

Match Time	GER - Germany	Score Lead	ESP - Spain
30:00			25 HERNANDEZ S Goalkeeper
30:41	23 USCINS R Turnover		5 SERRADILLA A Steal
30:51	17 ZERBE L Steal		99 RODRIGUEZ J Turnover Fastbreak
31:34	15 KNORR J Goal centre 9m bottom right, 94.92 km/h	18 - 15 +3	
32:30		18 - 16 +2	7 GURRI J Goal centre 9m top right, 113.36 km/h
33:04	23 USCINS R Goal centre 9m middle right, 111.91 km/h	19 - 16 +3	
33:56		19 - 17 +2	22 FIS M Goal right 9m bottom left, 93.67 km/h
34:27	15 KNORR J Goal centre 9m bottom left, 105.21 km/h	20 - 17 +3	
35:22		20 - 18 +2	20 SERDIO A Goal centre 6m bottom left (9 TARRAFETA I), 82.65 km/h
36:00	18 KÖSTER J Goal centre 9m bottom left, 101.83 km/h	21 - 18 +3	
36:14			53 BIOSCA I for 25 HERNANDEZ S Goalkeeper Substitution
36:39		21 - 19 +2	22 FIS M Goal right wing middle right (7 GURRI J), 96.85 km/h
37:03	17 ZERBE L Shot right wing saved middle right		
37:42			70 FERNANDEZ D Shot left wing saved bottom centre
38:32	15 KNORR J Shot centre 9m blocked		5 SERRADILLA A Block
38:42	18 KÖSTER J Shot centre 9m saved top centre		
39:14		21 - 20 +1	7 GURRI J Goal centre 9m bottom right, 114.87 km/h
39:27	1 SPÄTH D for 33 WOLFF A Goalkeeper Substitution		
39:31	36 MERTENS L Goal left wing bottom left (18 KÖSTER J), 46.12 km/h	22 - 20 +2	
40:07			22 FIS M Shot breakthrough saved middle right
40:41	36 MERTENS L Goal centre 6m bottom left (15 KNORR J), 82.24 km/h	23 - 20 +3	
40:52	30 KIESLER T 2-minutes suspension		
41:23			18 GARCIANDIA I Technical Fault
41:29	15 KNORR J for 1 SPÄTH D Empty goal		
42:12	23 USCINS R Shot centre 9m saved middle right		
42:14	1 SPÄTH D for 14 HÄSELER M Goalkeeper back		
42:39			9 TARRAFETA I Shot centre 9m saved middle left
42:56	14 HÄSELER M for 1 SPÄTH D Empty goal		
43:06	1 SPÄTH D for 30 KIESLER T Goalkeeper back		
43:45	15 KNORR J Goal centre 9m bottom left, 107.93 km/h	24 - 20 +4	
43:58		24 - 21 +3	70 FERNANDEZ D Goal left wing top left (9 TARRAFETA I), 98.73 km/h
44:34	15 KNORR J Turnover		
45:23	14 HÄSELER M 7m caused		24 DUJSHEBAEV D 7m received
45:42		24 - 22 +2	28 GOMEZ A Goal Penalty shot bottom left (24 DUJSHEBAEV D), 80.02 km/h
46:24	14 HÄSELER M Goal right 6m top right (54 FISCHER J), 86.39 km/h	25 - 22 +3	
46:36		25 - 23 +2	11 ODRIOZOLA K Goal right wing top right (18 GARCIANDIA I), 69.49 km/h
46:51	13 LANGHOFF M Technical Fault		
46:57		25 - 24 +1	70 FERNANDEZ D Goal left wing middle left (11 ODRIOZOLA K), 91.80 km/h
47:38	54 FISCHER J Goal centre 6m bottom centre (18 KÖSTER J), 47.32 km/h	26 - 24 +2	
47:48			7 GURRI J Shot centre 9m saved top centre
48:41	18 KÖSTER J Goal left 9m middle left, 99.25 km/h	27 - 24 +3	
48:57			22 FIS M for 53 BIOSCA I Empty goal
49:05			25 HERNANDEZ S for 18 GARCIANDIA I Goalkeeper back
49:13		27 - 25 +2	7 GURRI J Goal centre 9m middle left, 100.24 km/h
50:00	54 FISCHER J Goal centre 6m top right (18 KÖSTER J), 79.47 km/h	28 - 25 +3	
50:30		28 - 26 +2	22 FIS M Goal centre 9m middle right, 81.35 km/h
50:58	23 USCINS R Goal flying throw top centre (36 MERTENS L), 71.56 km/h	29 - 26 +3	
51:32		29 - 27 +2	7 GURRI J Goal breakthrough bottom centre, 105.32 km/h
51:43	18 KÖSTER J Turnover		
52:25			11 ODRIOZOLA K Turnover
52:54	Team timeout		
53:21	3 LICHTLEIN N Shot centre 9m blocked		5 SERRADILLA A Block

OFFICIAL PARTNERS



EHF PARTNERS



NATIONAL SUPPLIERS



Match No: 6

Play by Play
GER 34 - 32 ESP
 (17 - 15) (17 - 17)

2nd HALF

Match Time	GER - Germany	Score	Lead	ESP - Spain
53:31	15 KNORR J Shot centre 9m post			
53:35	54 FISCHER J Goal centre 6m middle centre, 113.52 km/h	30 - 27	+3	
54:04		30 - 28	+2	24 DUJSHEBAEV D Goal left 6m top left, 105.88 km/h
54:50	18 KÖSTER J Goal centre 9m bottom right, 96.66 km/h	31 - 28	+3	
55:01		31 - 29	+2	7 GURRI J Goal centre 9m top right, 114.68 km/h
55:38	15 KNORR J Goal centre 9m bottom left, 105.55 km/h	32 - 29	+3	
55:52				53 BIOSCA I for 25 HERNANDEZ S Goalkeeper Substitution
56:25	54 FISCHER J Block			22 FIS M Shot centre 9m blocked
57:09	23 USCINS R Goal breakthrough bottom left, 81.16 km/h	33 - 29	+4	
57:21	23 USCINS R Steal			24 DUJSHEBAEV D Turnover
57:39	15 KNORR J Technical Fault			
57:46	23 USCINS R Steal			20 SERDIO A Turnover Fastbreak
58:05	18 KÖSTER J Goal breakthrough middle left, 109.35 km/h	34 - 29	+5	
58:16				Team timeout
58:33		34 - 30	+4	11 ODRIOZOLA K Goal right wing bottom left (22 FIS M), 83.66 km/h
59:00	18 KÖSTER J Turnover			11 ODRIOZOLA K Steal
59:08		34 - 31	+3	7 GURRI J Goal centre 9m top left, 115.06 km/h
59:34	Team timeout			
59:49	15 KNORR J Turnover			
59:54		34 - 32	+2	7 GURRI J Goal fast break bottom left (11 ODRIOZOLA K), 110.05 km/h
60:00				11 ODRIOZOLA K 2-minutes suspension
60:00	5 SCHLURROFF M Shot direct free throw missed			

OFFICIAL PARTNERS



EHF PARTNERS



NATIONAL SUPPLIERS



Empty Goal Analysis

Herning

Match No: 6

GER 34 - 32 ESP

(17 - 15) (17 - 17)

Referees: KONJICANIN Dino (BIH) / KONJICANIN Amar (BIH)

ATTACKS DURING OWN EMPTY GOAL SITUATION

Players on Court	Attacks		Goals		Saves		Missed		Blocked		Post		Turnovers		Scoring Efficiency		Goals Against	
	GER	ESP	GER	ESP	GER	ESP	GER	ESP	GER	ESP	GER	ESP	GER	ESP	GER	ESP	GER	ESP
7 Against 6		1				1										0		
6 Against 6	4	2	2	1	1								1	1	50	50		1
Others		1		1												100		
Total:	4	4	2	2	1	1							1	1	50	50		1

GOALS/ATTACKS DURING OWN EMPTY GOAL SITUATION - ANALYSIS OF OCCURRENCE (in 5 min intervals)

Players on Court	1st Half											
	0-5		5-10		10-15		15-20		20-25		25-30	
	GER	ESP	GER	ESP	GER	ESP	GER	ESP	GER	ESP	GER	ESP
7 Against 6						0/1						
6 Against 6			1/1			1/1		0/1	1/2			
Others								1/1				
Total:			1/1			1/2		1/2	1/2			

Players on Court	2nd Half											
	30-35		35-40		40-45		45-50		50-55		55-60	
	GER	ESP	GER	ESP	GER	ESP	GER	ESP	GER	ESP	GER	ESP
7 Against 6												
6 Against 6					0/1							
Others												
Total:					0/1							

GOALS/ATTACKS DURING OWN EMPTY GOAL SITUATION - ANALYSIS BY DURATION

Team	<15 sec.	15-30 sec.	30-45 sec.	45-60 sec.	>60 sec.
GER		2/3	0/1		
ESP	1/1	0/1	1/2		

SUBSTITUTION SUMMARY

Players	GER	ESP
Goalkeeper <-> Goalkeeper	1	4
Court Player <-> Goalkeeper	10	10
Court Player <-> Court Player	147	130
Total:	158	144

OFFICIAL PARTNERS



EHF PARTNERS



NATIONAL SUPPLIERS



Line-Up Analysis

Herning

Attendance: 9.526

Match No: 6

GER 34 - 32 ESP

GER - Germany

Lineup efficiency								Time Played	GF	GA
4 GOLLA J	15 KNORR J	17 ZERBE L	18 KÖSTER J	23 USCINS R	33 WOLFF A	36 MERTENS L	4:35	4	0	
13 LANGHOFF M	17 ZERBE L	18 KÖSTER J	30 KIESLER T	33 WOLFF A	36 MERTENS L	54 FISCHER J	4:23	0	3	
1 SPÄTH D	14 HÄSELER M	15 KNORR J	18 KÖSTER J	23 USCINS R	36 MERTENS L	54 FISCHER J	3:41	4	2	
1 SPÄTH D	13 LANGHOFF M	18 KÖSTER J	23 USCINS R	30 KIESLER T	36 MERTENS L	54 FISCHER J	2:09	0	3	
5 SCHLUROFF M	13 LANGHOFF M	17 ZERBE L	18 KÖSTER J	30 KIESLER T	33 WOLFF A	36 MERTENS L	2:02	1	2	
1 SPÄTH D	3 LICHTLEIN N	14 HÄSELER M	15 KNORR J	18 KÖSTER J	54 FISCHER J	80 KOHLBACHER J	1:58	2	0	
5 SCHLUROFF M	15 KNORR J	17 ZERBE L	18 KÖSTER J	23 USCINS R	33 WOLFF A	36 MERTENS L	1:55	1	1	
4 GOLLA J	5 SCHLUROFF M	15 KNORR J	17 ZERBE L	23 USCINS R	33 WOLFF A	36 MERTENS L	1:47	2	1	
4 GOLLA J	13 LANGHOFF M	17 ZERBE L	18 KÖSTER J	23 USCINS R	33 WOLFF A	36 MERTENS L	1:47	0	2	
4 GOLLA J	15 KNORR J	18 KÖSTER J	23 USCINS R	30 KIESLER T	33 WOLFF A	36 MERTENS L	1:40	0	2	
4 GOLLA J	13 LANGHOFF M	15 KNORR J	18 KÖSTER J	30 KIESLER T	33 WOLFF A	36 MERTENS L	1:32	0	1	
1 SPÄTH D	3 LICHTLEIN N	14 HÄSELER M	18 KÖSTER J	23 USCINS R	36 MERTENS L	54 FISCHER J	1:24	3	0	
4 GOLLA J	5 SCHLUROFF M	17 ZERBE L	23 USCINS R	30 KIESLER T	33 WOLFF A	36 MERTENS L	1:19	1	1	
4 GOLLA J	13 LANGHOFF M	15 KNORR J	17 ZERBE L	23 USCINS R	30 KIESLER T	33 WOLFF A	1:18	0	1	
5 SCHLUROFF M	13 LANGHOFF M	15 KNORR J	17 ZERBE L	18 KÖSTER J	33 WOLFF A	36 MERTENS L	1:17	1	0	
4 GOLLA J	5 SCHLUROFF M	17 ZERBE L	18 KÖSTER J	30 KIESLER T	33 WOLFF A	36 MERTENS L	1:15	0	0	
1 SPÄTH D	5 SCHLUROFF M	14 HÄSELER M	15 KNORR J	23 USCINS R	36 MERTENS L	54 FISCHER J	1:13	2	0	
1 SPÄTH D	13 LANGHOFF M	14 HÄSELER M	18 KÖSTER J	30 KIESLER T	36 MERTENS L	54 FISCHER J	1:10	0	2	
5 SCHLUROFF M	15 KNORR J	17 ZERBE L	23 USCINS R	33 WOLFF A	36 MERTENS L	54 FISCHER J	1:03	0	0	
5 SCHLUROFF M	17 ZERBE L	18 KÖSTER J	23 USCINS R	30 KIESLER T	33 WOLFF A	36 MERTENS L	1:00	1	0	
5 SCHLUROFF M	15 KNORR J	17 ZERBE L	23 USCINS R	30 KIESLER T	33 WOLFF A	36 MERTENS L	0:57	1	0	
4 GOLLA J	15 KNORR J	17 ZERBE L	23 USCINS R	30 KIESLER T	33 WOLFF A	54 FISCHER J	0:56	0	1	
1 SPÄTH D	5 SCHLUROFF M	13 LANGHOFF M	14 HÄSELER M	30 KIESLER T	36 MERTENS L	54 FISCHER J	0:55	0	1	
1 SPÄTH D	13 LANGHOFF M	15 KNORR J	18 KÖSTER J	30 KIESLER T	54 FISCHER J	80 KOHLBACHER J	0:54	0	1	
5 SCHLUROFF M	15 KNORR J	17 ZERBE L	18 KÖSTER J	23 USCINS R	30 KIESLER T	33 WOLFF A	0:53	0	0	
3 LICHTLEIN N	5 SCHLUROFF M	15 KNORR J	17 ZERBE L	23 USCINS R	33 WOLFF A	36 MERTENS L	0:50	0	0	
4 GOLLA J	15 KNORR J	17 ZERBE L	18 KÖSTER J	23 USCINS R	36 MERTENS L	54 FISCHER J	0:50	1	0	
4 GOLLA J	5 SCHLUROFF M	17 ZERBE L	18 KÖSTER J	23 USCINS R	33 WOLFF A	36 MERTENS L	0:49	1	1	
1 SPÄTH D	13 LANGHOFF M	14 HÄSELER M	15 KNORR J	30 KIESLER T	36 MERTENS L	54 FISCHER J	0:46	0	1	
5 SCHLUROFF M	14 HÄSELER M	15 KNORR J	23 USCINS R	30 KIESLER T	36 MERTENS L	54 FISCHER J	0:44	0	0	
4 GOLLA J	13 LANGHOFF M	18 KÖSTER J	23 USCINS R	30 KIESLER T	33 WOLFF A	36 MERTENS L	0:42	0	1	
1 SPÄTH D	5 SCHLUROFF M	15 KNORR J	23 USCINS R	30 KIESLER T	36 MERTENS L	54 FISCHER J	0:42	0	0	
3 LICHTLEIN N	5 SCHLUROFF M	13 LANGHOFF M	17 ZERBE L	23 USCINS R	33 WOLFF A	36 MERTENS L	0:41	1	1	
5 SCHLUROFF M	13 LANGHOFF M	15 KNORR J	17 ZERBE L	18 KÖSTER J	23 USCINS R	33 WOLFF A	0:41	0	0	
4 GOLLA J	15 KNORR J	17 ZERBE L	18 KÖSTER J	30 KIESLER T	33 WOLFF A	36 MERTENS L	0:40	0	0	
1 SPÄTH D	4 GOLLA J	13 LANGHOFF M	17 ZERBE L	18 KÖSTER J	30 KIESLER T	36 MERTENS L	0:37	0	0	
1 SPÄTH D	13 LANGHOFF M	14 HÄSELER M	18 KÖSTER J	30 KIESLER T	54 FISCHER J	80 KOHLBACHER J	0:36	0	1	
17 ZERBE L	18 KÖSTER J	23 USCINS R	30 KIESLER T	33 WOLFF A	36 MERTENS L	54 FISCHER J	0:35	0	0	
13 LANGHOFF M	15 KNORR J	17 ZERBE L	18 KÖSTER J	33 WOLFF A	36 MERTENS L	54 FISCHER J	0:34	2	0	
4 GOLLA J	17 ZERBE L	18 KÖSTER J	23 USCINS R	30 KIESLER T	33 WOLFF A	54 FISCHER J	0:34	0	0	
1 SPÄTH D	13 LANGHOFF M	15 KNORR J	18 KÖSTER J	30 KIESLER T	36 MERTENS L	54 FISCHER J	0:34	0	1	
4 GOLLA J	13 LANGHOFF M	17 ZERBE L	18 KÖSTER J	30 KIESLER T	33 WOLFF A	36 MERTENS L	0:32	0	1	
5 SCHLUROFF M	13 LANGHOFF M	15 KNORR J	17 ZERBE L	18 KÖSTER J	23 USCINS R	36 MERTENS L	0:30	1	0	
1 SPÄTH D	3 LICHTLEIN N	14 HÄSELER M	15 KNORR J	23 USCINS R	36 MERTENS L	54 FISCHER J	0:27	0	0	
1 SPÄTH D	14 HÄSELER M	18 KÖSTER J	23 USCINS R	30 KIESLER T	36 MERTENS L	54 FISCHER J	0:27	0	0	
15 KNORR J	17 ZERBE L	18 KÖSTER J	23 USCINS R	33 WOLFF A	36 MERTENS L	54 FISCHER J	0:22	2	0	
5 SCHLUROFF M	13 LANGHOFF M	17 ZERBE L	18 KÖSTER J	23 USCINS R	33 WOLFF A	36 MERTENS L	0:20	0	1	
4 GOLLA J	5 SCHLUROFF M	15 KNORR J	17 ZERBE L	23 USCINS R	33 WOLFF A	54 FISCHER J	0:20	1	0	
1 SPÄTH D	13 LANGHOFF M	15 KNORR J	23 USCINS R	30 KIESLER T	36 MERTENS L	54 FISCHER J	0:18	0	0	
1 SPÄTH D	13 LANGHOFF M	14 HÄSELER M	18 KÖSTER J	23 USCINS R	36 MERTENS L	54 FISCHER J	0:18	0	0	
1 SPÄTH D	13 LANGHOFF M	14 HÄSELER M	15 KNORR J	18 KÖSTER J	54 FISCHER J	80 KOHLBACHER J	0:16	0	0	
1 SPÄTH D	14 HÄSELER M	15 KNORR J	18 KÖSTER J	23 USCINS R	54 FISCHER J	80 KOHLBACHER J	0:15	0	0	
5 SCHLUROFF M	13 LANGHOFF M	14 HÄSELER M	15 KNORR J	30 KIESLER T	36 MERTENS L	54 FISCHER J	0:11	0	0	
5 SCHLUROFF M	13 LANGHOFF M	17 ZERBE L	23 USCINS R	30 KIESLER T	33 WOLFF A	36 MERTENS L	0:10	0	0	

OFFICIAL PARTNERS



EHF PARTNERS



NATIONAL SUPPLIERS



Line-Up Analysis

Herning

Attendance: 9.526

Match No: 6

GER 34 - 32 ESP

GER - Germany

Lineup efficiency								Time Played	GF	GA
1 SPÄTH D	3 LICHTLEIN N	14 HÄSELER M	18 KÖSTER J	23 USCINS R	54 FISCHER J	80 KOHLBACHER J	0:10	0	0	
1 SPÄTH D	3 LICHTLEIN N	14 HÄSELER M	18 KÖSTER J	30 KIESLER T	36 MERTENS L	54 FISCHER J	0:09	0	0	
4 GOLLA J	15 KNORR J	17 ZERBE L	23 USCINS R	33 WOLFF A	36 MERTENS L	54 FISCHER J	0:07	0	0	
4 GOLLA J	13 LANGHOFF M	15 KNORR J	17 ZERBE L	18 KÖSTER J	33 WOLFF A	36 MERTENS L	0:07	0	0	
1 SPÄTH D	14 HÄSELER M	15 KNORR J	18 KÖSTER J	30 KIESLER T	54 FISCHER J	80 KOHLBACHER J	0:07	1	0	
1 SPÄTH D	4 GOLLA J	15 KNORR J	17 ZERBE L	18 KÖSTER J	23 USCINS R	36 MERTENS L	0:06	1	0	
13 LANGHOFF M	15 KNORR J	17 ZERBE L	30 KIESLER T	33 WOLFF A	36 MERTENS L	54 FISCHER J	0:05	0	0	
5 SCHLURROFF M	13 LANGHOFF M	15 KNORR J	17 ZERBE L	33 WOLFF A	36 MERTENS L	54 FISCHER J	0:04	0	0	
4 GOLLA J	13 LANGHOFF M	15 KNORR J	17 ZERBE L	18 KÖSTER J	36 MERTENS L	54 FISCHER J	0:04	0	0	
4 GOLLA J	17 ZERBE L	18 KÖSTER J	23 USCINS R	33 WOLFF A	36 MERTENS L	54 FISCHER J	0:04	0	0	
4 GOLLA J	15 KNORR J	17 ZERBE L	23 USCINS R	30 KIESLER T	33 WOLFF A	36 MERTENS L	0:04	0	0	
1 SPÄTH D	4 GOLLA J	15 KNORR J	17 ZERBE L	18 KÖSTER J	30 KIESLER T	36 MERTENS L	0:04	0	0	
1 SPÄTH D	5 SCHLURROFF M	14 HÄSELER M	15 KNORR J	30 KIESLER T	36 MERTENS L	54 FISCHER J	0:04	0	0	
1 SPÄTH D	5 SCHLURROFF M	13 LANGHOFF M	14 HÄSELER M	23 USCINS R	36 MERTENS L	54 FISCHER J	0:04	0	0	
1 SPÄTH D	14 HÄSELER M	15 KNORR J	23 USCINS R	30 KIESLER T	36 MERTENS L	54 FISCHER J	0:04	0	0	
1 SPÄTH D	15 KNORR J	18 KÖSTER J	23 USCINS R	30 KIESLER T	36 MERTENS L	54 FISCHER J	0:04	0	0	
4 GOLLA J	17 ZERBE L	18 KÖSTER J	23 USCINS R	30 KIESLER T	33 WOLFF A	36 MERTENS L	0:03	0	0	
1 SPÄTH D	4 GOLLA J	13 LANGHOFF M	17 ZERBE L	18 KÖSTER J	23 USCINS R	36 MERTENS L	0:03	0	0	
1 SPÄTH D	14 HÄSELER M	15 KNORR J	18 KÖSTER J	23 USCINS R	36 MERTENS L	80 KOHLBACHER J	0:03	0	0	

Score development								Time Played	G Diff.
4 GOLLA J	15 KNORR J	17 ZERBE L	18 KÖSTER J	23 USCINS R	33 WOLFF A	36 MERTENS L	4:35	+4	
1 SPÄTH D	3 LICHTLEIN N	14 HÄSELER M	18 KÖSTER J	23 USCINS R	36 MERTENS L	54 FISCHER J	1:24	+3	
15 KNORR J	17 ZERBE L	18 KÖSTER J	23 USCINS R	33 WOLFF A	36 MERTENS L	54 FISCHER J	0:22	+2	
13 LANGHOFF M	15 KNORR J	17 ZERBE L	18 KÖSTER J	33 WOLFF A	36 MERTENS L	54 FISCHER J	0:34	+2	
1 SPÄTH D	5 SCHLURROFF M	14 HÄSELER M	15 KNORR J	23 USCINS R	36 MERTENS L	54 FISCHER J	1:13	+2	
1 SPÄTH D	3 LICHTLEIN N	14 HÄSELER M	15 KNORR J	18 KÖSTER J	54 FISCHER J	80 KOHLBACHER J	1:58	+2	
1 SPÄTH D	14 HÄSELER M	15 KNORR J	18 KÖSTER J	23 USCINS R	36 MERTENS L	54 FISCHER J	3:41	+2	
1 SPÄTH D	4 GOLLA J	15 KNORR J	17 ZERBE L	18 KÖSTER J	23 USCINS R	36 MERTENS L	0:06	+1	
1 SPÄTH D	14 HÄSELER M	15 KNORR J	18 KÖSTER J	30 KIESLER T	54 FISCHER J	80 KOHLBACHER J	0:07	+1	
4 GOLLA J	5 SCHLURROFF M	15 KNORR J	17 ZERBE L	23 USCINS R	33 WOLFF A	54 FISCHER J	0:20	+1	
5 SCHLURROFF M	13 LANGHOFF M	15 KNORR J	17 ZERBE L	18 KÖSTER J	23 USCINS R	36 MERTENS L	0:30	+1	
4 GOLLA J	15 KNORR J	17 ZERBE L	18 KÖSTER J	23 USCINS R	36 MERTENS L	54 FISCHER J	0:50	+1	
5 SCHLURROFF M	15 KNORR J	17 ZERBE L	23 USCINS R	30 KIESLER T	33 WOLFF A	36 MERTENS L	0:57	+1	
5 SCHLURROFF M	17 ZERBE L	18 KÖSTER J	23 USCINS R	30 KIESLER T	33 WOLFF A	36 MERTENS L	1:00	+1	
5 SCHLURROFF M	13 LANGHOFF M	15 KNORR J	17 ZERBE L	18 KÖSTER J	33 WOLFF A	36 MERTENS L	1:17	+1	
4 GOLLA J	5 SCHLURROFF M	15 KNORR J	17 ZERBE L	23 USCINS R	33 WOLFF A	36 MERTENS L	1:47	+1	
4 GOLLA J	17 ZERBE L	18 KÖSTER J	23 USCINS R	30 KIESLER T	33 WOLFF A	36 MERTENS L	0:03	0	
1 SPÄTH D	4 GOLLA J	13 LANGHOFF M	17 ZERBE L	18 KÖSTER J	23 USCINS R	36 MERTENS L	0:03	0	
1 SPÄTH D	14 HÄSELER M	15 KNORR J	18 KÖSTER J	23 USCINS R	36 MERTENS L	80 KOHLBACHER J	0:03	0	
5 SCHLURROFF M	13 LANGHOFF M	15 KNORR J	17 ZERBE L	33 WOLFF A	36 MERTENS L	54 FISCHER J	0:04	0	
4 GOLLA J	13 LANGHOFF M	15 KNORR J	17 ZERBE L	18 KÖSTER J	36 MERTENS L	54 FISCHER J	0:04	0	
4 GOLLA J	17 ZERBE L	18 KÖSTER J	23 USCINS R	33 WOLFF A	36 MERTENS L	54 FISCHER J	0:04	0	
4 GOLLA J	15 KNORR J	17 ZERBE L	23 USCINS R	30 KIESLER T	33 WOLFF A	36 MERTENS L	0:04	0	
1 SPÄTH D	4 GOLLA J	15 KNORR J	17 ZERBE L	18 KÖSTER J	30 KIESLER T	36 MERTENS L	0:04	0	
1 SPÄTH D	5 SCHLURROFF M	14 HÄSELER M	15 KNORR J	30 KIESLER T	36 MERTENS L	54 FISCHER J	0:04	0	
1 SPÄTH D	5 SCHLURROFF M	13 LANGHOFF M	14 HÄSELER M	23 USCINS R	36 MERTENS L	54 FISCHER J	0:04	0	
1 SPÄTH D	14 HÄSELER M	15 KNORR J	23 USCINS R	30 KIESLER T	36 MERTENS L	54 FISCHER J	0:04	0	
1 SPÄTH D	15 KNORR J	18 KÖSTER J	23 USCINS R	30 KIESLER T	36 MERTENS L	54 FISCHER J	0:04	0	
13 LANGHOFF M	15 KNORR J	17 ZERBE L	30 KIESLER T	33 WOLFF A	36 MERTENS L	54 FISCHER J	0:05	0	
4 GOLLA J	15 KNORR J	17 ZERBE L	23 USCINS R	33 WOLFF A	36 MERTENS L	54 FISCHER J	0:07	0	
4 GOLLA J	13 LANGHOFF M	15 KNORR J	17 ZERBE L	18 KÖSTER J	33 WOLFF A	36 MERTENS L	0:07	0	
1 SPÄTH D	3 LICHTLEIN N	14 HÄSELER M	18 KÖSTER J	30 KIESLER T	36 MERTENS L	54 FISCHER J	0:09	0	

OFFICIAL PARTNERS



EHF PARTNERS



NATIONAL SUPPLIERS



Line-Up Analysis

Herning

Attendance: 9.526

Match No: 6

GER 34 - 32 ESP

GER - Germany

Score development								Time Played	G Diff.
5 SCHLURROFF M	13 LANGHOFF M	17 ZERBE L	23 USCINS R	30 KIESLER T	33 WOLFF A	36 MERTENS L	0:10	0	
1 SPÄTH D	3 LICHTLEIN N	14 HÄSELER M	18 KÖSTER J	23 USCINS R	54 FISCHER J	80 KOHLBACHER J	0:10	0	
5 SCHLURROFF M	13 LANGHOFF M	14 HÄSELER M	15 KNORR J	30 KIESLER T	36 MERTENS L	54 FISCHER J	0:11	0	
1 SPÄTH D	14 HÄSELER M	15 KNORR J	18 KÖSTER J	23 USCINS R	54 FISCHER J	80 KOHLBACHER J	0:15	0	
1 SPÄTH D	13 LANGHOFF M	14 HÄSELER M	15 KNORR J	18 KÖSTER J	54 FISCHER J	80 KOHLBACHER J	0:16	0	
1 SPÄTH D	13 LANGHOFF M	15 KNORR J	23 USCINS R	30 KIESLER T	36 MERTENS L	54 FISCHER J	0:18	0	
1 SPÄTH D	13 LANGHOFF M	14 HÄSELER M	18 KÖSTER J	23 USCINS R	36 MERTENS L	54 FISCHER J	0:18	0	
1 SPÄTH D	3 LICHTLEIN N	14 HÄSELER M	15 KNORR J	23 USCINS R	36 MERTENS L	54 FISCHER J	0:27	0	
1 SPÄTH D	14 HÄSELER M	18 KÖSTER J	23 USCINS R	30 KIESLER T	36 MERTENS L	54 FISCHER J	0:27	0	
4 GOLLA J	17 ZERBE L	18 KÖSTER J	23 USCINS R	30 KIESLER T	33 WOLFF A	54 FISCHER J	0:34	0	
17 ZERBE L	18 KÖSTER J	23 USCINS R	30 KIESLER T	33 WOLFF A	36 MERTENS L	54 FISCHER J	0:35	0	
1 SPÄTH D	4 GOLLA J	13 LANGHOFF M	17 ZERBE L	18 KÖSTER J	30 KIESLER T	36 MERTENS L	0:37	0	
4 GOLLA J	15 KNORR J	17 ZERBE L	18 KÖSTER J	30 KIESLER T	33 WOLFF A	36 MERTENS L	0:40	0	
3 LICHTLEIN N	5 SCHLURROFF M	13 LANGHOFF M	17 ZERBE L	23 USCINS R	33 WOLFF A	36 MERTENS L	0:41	0	
5 SCHLURROFF M	13 LANGHOFF M	15 KNORR J	17 ZERBE L	18 KÖSTER J	23 USCINS R	33 WOLFF A	0:41	0	
1 SPÄTH D	5 SCHLURROFF M	15 KNORR J	23 USCINS R	30 KIESLER T	36 MERTENS L	54 FISCHER J	0:42	0	
5 SCHLURROFF M	14 HÄSELER M	15 KNORR J	23 USCINS R	30 KIESLER T	36 MERTENS L	54 FISCHER J	0:44	0	
4 GOLLA J	5 SCHLURROFF M	17 ZERBE L	18 KÖSTER J	23 USCINS R	33 WOLFF A	36 MERTENS L	0:49	0	
3 LICHTLEIN N	5 SCHLURROFF M	15 KNORR J	17 ZERBE L	23 USCINS R	33 WOLFF A	36 MERTENS L	0:50	0	
5 SCHLURROFF M	15 KNORR J	17 ZERBE L	18 KÖSTER J	23 USCINS R	30 KIESLER T	33 WOLFF A	0:53	0	
5 SCHLURROFF M	15 KNORR J	17 ZERBE L	23 USCINS R	33 WOLFF A	36 MERTENS L	54 FISCHER J	1:03	0	
4 GOLLA J	5 SCHLURROFF M	17 ZERBE L	18 KÖSTER J	30 KIESLER T	33 WOLFF A	36 MERTENS L	1:15	0	
4 GOLLA J	5 SCHLURROFF M	17 ZERBE L	23 USCINS R	30 KIESLER T	33 WOLFF A	36 MERTENS L	1:19	0	
5 SCHLURROFF M	15 KNORR J	17 ZERBE L	18 KÖSTER J	23 USCINS R	33 WOLFF A	36 MERTENS L	1:55	0	
5 SCHLURROFF M	13 LANGHOFF M	17 ZERBE L	18 KÖSTER J	23 USCINS R	33 WOLFF A	36 MERTENS L	0:20	-1	
4 GOLLA J	13 LANGHOFF M	17 ZERBE L	18 KÖSTER J	30 KIESLER T	33 WOLFF A	36 MERTENS L	0:32	-1	
1 SPÄTH D	13 LANGHOFF M	15 KNORR J	18 KÖSTER J	30 KIESLER T	36 MERTENS L	54 FISCHER J	0:34	-1	
1 SPÄTH D	13 LANGHOFF M	14 HÄSELER M	18 KÖSTER J	30 KIESLER T	54 FISCHER J	80 KOHLBACHER J	0:36	-1	
4 GOLLA J	13 LANGHOFF M	18 KÖSTER J	23 USCINS R	30 KIESLER T	33 WOLFF A	36 MERTENS L	0:42	-1	
1 SPÄTH D	13 LANGHOFF M	14 HÄSELER M	15 KNORR J	30 KIESLER T	36 MERTENS L	54 FISCHER J	0:46	-1	
1 SPÄTH D	13 LANGHOFF M	15 KNORR J	18 KÖSTER J	30 KIESLER T	54 FISCHER J	80 KOHLBACHER J	0:54	-1	
1 SPÄTH D	5 SCHLURROFF M	13 LANGHOFF M	14 HÄSELER M	30 KIESLER T	36 MERTENS L	54 FISCHER J	0:55	-1	
4 GOLLA J	15 KNORR J	17 ZERBE L	23 USCINS R	30 KIESLER T	33 WOLFF A	54 FISCHER J	0:56	-1	
4 GOLLA J	13 LANGHOFF M	15 KNORR J	17 ZERBE L	23 USCINS R	30 KIESLER T	33 WOLFF A	1:18	-1	
4 GOLLA J	13 LANGHOFF M	15 KNORR J	18 KÖSTER J	30 KIESLER T	33 WOLFF A	36 MERTENS L	1:32	-1	
5 SCHLURROFF M	13 LANGHOFF M	17 ZERBE L	18 KÖSTER J	30 KIESLER T	33 WOLFF A	36 MERTENS L	2:02	-1	
1 SPÄTH D	13 LANGHOFF M	14 HÄSELER M	18 KÖSTER J	30 KIESLER T	36 MERTENS L	54 FISCHER J	1:10	-2	
4 GOLLA J	15 KNORR J	18 KÖSTER J	23 USCINS R	30 KIESLER T	33 WOLFF A	36 MERTENS L	1:40	-2	
4 GOLLA J	13 LANGHOFF M	17 ZERBE L	18 KÖSTER J	23 USCINS R	33 WOLFF A	36 MERTENS L	1:47	-2	
1 SPÄTH D	13 LANGHOFF M	18 KÖSTER J	23 USCINS R	30 KIESLER T	36 MERTENS L	54 FISCHER J	2:09	-3	
13 LANGHOFF M	17 ZERBE L	18 KÖSTER J	30 KIESLER T	33 WOLFF A	36 MERTENS L	54 FISCHER J	4:23	-3	

Empty Goal								Time Played	GF	GA
4 GOLLA J	15 KNORR J	17 ZERBE L	18 KÖSTER J	23 USCINS R	36 MERTENS L	54 FISCHER J	0:50	1	0	
5 SCHLURROFF M	14 HÄSELER M	15 KNORR J	23 USCINS R	30 KIESLER T	36 MERTENS L	54 FISCHER J	0:44	0	0	
5 SCHLURROFF M	13 LANGHOFF M	15 KNORR J	17 ZERBE L	18 KÖSTER J	23 USCINS R	36 MERTENS L	0:30	1	0	
5 SCHLURROFF M	13 LANGHOFF M	14 HÄSELER M	15 KNORR J	30 KIESLER T	36 MERTENS L	54 FISCHER J	0:11	0	0	
4 GOLLA J	13 LANGHOFF M	15 KNORR J	17 ZERBE L	18 KÖSTER J	36 MERTENS L	54 FISCHER J	0:04	0	0	

OFFICIAL PARTNERS



EHF PARTNERS



NATIONAL SUPPLIERS



Line-Up Analysis

Herning

Match No: 6

Attendance: 9.526

GER 34 - 32 ESP

ESP - Spain

Lineup efficiency							Time Played		GF	GA
5 SERRADILLA A	7 GURRI J	11 ODRIOZOLA K	18 GARCIANDIA I	20 SERDIO A	53 BIOSCA I	70 FERNANDEZ D	6:58	2	5	
5 SERRADILLA A	18 GARCIANDIA I	24 DUJSHEBAEV D	25 HERNANDEZ S	28 GOMEZ A	70 FERNANDEZ D	99 RODRIGUEZ J	4:31	2	4	
8 CASADO A	9 TARRAFETA I	10 DUJSHEBAEV A	20 SERDIO A	25 HERNANDEZ S	28 GOMEZ A	80 BARRUFET I	3:29	0	0	
5 SERRADILLA A	8 CASADO A	9 TARRAFETA I	18 GARCIANDIA I	25 HERNANDEZ S	28 GOMEZ A	80 BARRUFET I	2:47	3	2	
5 SERRADILLA A	7 GURRI J	11 ODRIOZOLA K	18 GARCIANDIA I	25 HERNANDEZ S	70 FERNANDEZ D	99 RODRIGUEZ J	2:18	0	2	
5 SERRADILLA A	8 CASADO A	9 TARRAFETA I	20 SERDIO A	25 HERNANDEZ S	28 GOMEZ A	80 BARRUFET I	2:12	2	2	
18 GARCIANDIA I	20 SERDIO A	24 DUJSHEBAEV D	25 HERNANDEZ S	28 GOMEZ A	70 FERNANDEZ D	99 RODRIGUEZ J	2:05	0	2	
8 CASADO A	9 TARRAFETA I	10 DUJSHEBAEV A	18 GARCIANDIA I	25 HERNANDEZ S	28 GOMEZ A	80 BARRUFET I	2:03	0	1	
7 GURRI J	9 TARRAFETA I	11 ODRIOZOLA K	22 FIS M	25 HERNANDEZ S	70 FERNANDEZ D	99 RODRIGUEZ J	2:03	2	0	
5 SERRADILLA A	7 GURRI J	11 ODRIOZOLA K	20 SERDIO A	22 FIS M	25 HERNANDEZ S	70 FERNANDEZ D	2:00	0	3	
5 SERRADILLA A	7 GURRI J	11 ODRIOZOLA K	20 SERDIO A	22 FIS M	25 HERNANDEZ S	80 BARRUFET I	1:50	0	2	
5 SERRADILLA A	7 GURRI J	11 ODRIOZOLA K	20 SERDIO A	22 FIS M	53 BIOSCA I	80 BARRUFET I	1:50	1	1	
7 GURRI J	11 ODRIOZOLA K	20 SERDIO A	22 FIS M	24 DUJSHEBAEV D	25 HERNANDEZ S	80 BARRUFET I	1:42	3	0	
5 SERRADILLA A	8 CASADO A	9 TARRAFETA I	10 DUJSHEBAEV A	25 HERNANDEZ S	28 GOMEZ A	80 BARRUFET I	1:39	1	0	
9 TARRAFETA I	22 FIS M	24 DUJSHEBAEV D	25 HERNANDEZ S	28 GOMEZ A	70 FERNANDEZ D	99 RODRIGUEZ J	1:37	3	0	
9 TARRAFETA I	20 SERDIO A	22 FIS M	24 DUJSHEBAEV D	25 HERNANDEZ S	28 GOMEZ A	70 FERNANDEZ D	1:35	1	0	
5 SERRADILLA A	7 GURRI J	11 ODRIOZOLA K	20 SERDIO A	22 FIS M	53 BIOSCA I	70 FERNANDEZ D	1:32	0	1	
5 SERRADILLA A	10 DUJSHEBAEV A	18 GARCIANDIA I	20 SERDIO A	24 DUJSHEBAEV D	28 GOMEZ A	80 BARRUFET I	1:16	0	0	
7 GURRI J	11 ODRIOZOLA K	20 SERDIO A	22 FIS M	24 DUJSHEBAEV D	53 BIOSCA I	70 FERNANDEZ D	1:04	1	0	
7 GURRI J	9 TARRAFETA I	11 ODRIOZOLA K	20 SERDIO A	22 FIS M	53 BIOSCA I	70 FERNANDEZ D	1:01	1	0	
5 SERRADILLA A	18 GARCIANDIA I	20 SERDIO A	24 DUJSHEBAEV D	25 HERNANDEZ S	28 GOMEZ A	80 BARRUFET I	0:59	1	1	
5 SERRADILLA A	7 GURRI J	11 ODRIOZOLA K	22 FIS M	24 DUJSHEBAEV D	53 BIOSCA I	80 BARRUFET I	0:51	0	1	
5 SERRADILLA A	7 GURRI J	11 ODRIOZOLA K	22 FIS M	25 HERNANDEZ S	70 FERNANDEZ D	99 RODRIGUEZ J	0:47	0	1	
7 GURRI J	11 ODRIOZOLA K	20 SERDIO A	22 FIS M	24 DUJSHEBAEV D	25 HERNANDEZ S	70 FERNANDEZ D	0:45	2	0	
9 TARRAFETA I	20 SERDIO A	24 DUJSHEBAEV D	25 HERNANDEZ S	28 GOMEZ A	70 FERNANDEZ D	99 RODRIGUEZ J	0:43	0	1	
9 TARRAFETA I	10 DUJSHEBAEV A	20 SERDIO A	24 DUJSHEBAEV D	25 HERNANDEZ S	28 GOMEZ A	70 FERNANDEZ D	0:41	1	0	
7 GURRI J	11 ODRIOZOLA K	20 SERDIO A	22 FIS M	24 DUJSHEBAEV D	53 BIOSCA I	80 BARRUFET I	0:37	0	0	
5 SERRADILLA A	7 GURRI J	11 ODRIOZOLA K	18 GARCIANDIA I	20 SERDIO A	25 HERNANDEZ S	80 BARRUFET I	0:36	0	1	
9 TARRAFETA I	11 ODRIOZOLA K	18 GARCIANDIA I	20 SERDIO A	24 DUJSHEBAEV D	53 BIOSCA I	70 FERNANDEZ D	0:31	0	0	
5 SERRADILLA A	9 TARRAFETA I	24 DUJSHEBAEV D	25 HERNANDEZ S	28 GOMEZ A	70 FERNANDEZ D	99 RODRIGUEZ J	0:26	0	0	
5 SERRADILLA A	7 GURRI J	11 ODRIOZOLA K	18 GARCIANDIA I	22 FIS M	53 BIOSCA I	80 BARRUFET I	0:26	1	0	
7 GURRI J	9 TARRAFETA I	11 ODRIOZOLA K	20 SERDIO A	22 FIS M	53 BIOSCA I	80 BARRUFET I	0:24	1	0	
7 GURRI J	11 ODRIOZOLA K	18 GARCIANDIA I	20 SERDIO A	24 DUJSHEBAEV D	53 BIOSCA I	70 FERNANDEZ D	0:23	0	0	
8 CASADO A	9 TARRAFETA I	10 DUJSHEBAEV A	18 GARCIANDIA I	28 GOMEZ A	80 BARRUFET I	99 RODRIGUEZ J	0:22	0	0	
5 SERRADILLA A	9 TARRAFETA I	20 SERDIO A	24 DUJSHEBAEV D	25 HERNANDEZ S	28 GOMEZ A	80 BARRUFET I	0:21	0	1	
7 GURRI J	9 TARRAFETA I	11 ODRIOZOLA K	20 SERDIO A	22 FIS M	25 HERNANDEZ S	70 FERNANDEZ D	0:20	1	0	
5 SERRADILLA A	7 GURRI J	11 ODRIOZOLA K	20 SERDIO A	22 FIS M	24 DUJSHEBAEV D	25 HERNANDEZ S	0:20	0	0	
5 SERRADILLA A	7 GURRI J	11 ODRIOZOLA K	18 GARCIANDIA I	20 SERDIO A	28 GOMEZ A	53 BIOSCA I	0:18	1	0	
5 SERRADILLA A	8 CASADO A	9 TARRAFETA I	20 SERDIO A	28 GOMEZ A	53 BIOSCA I	80 BARRUFET I	0:17	0	1	
10 DUJSHEBAEV A	18 GARCIANDIA I	20 SERDIO A	24 DUJSHEBAEV D	25 HERNANDEZ S	28 GOMEZ A	70 FERNANDEZ D	0:17	0	0	
9 TARRAFETA I	10 DUJSHEBAEV A	11 ODRIOZOLA K	20 SERDIO A	24 DUJSHEBAEV D	53 BIOSCA I	70 FERNANDEZ D	0:16	0	0	
5 SERRADILLA A	9 TARRAFETA I	11 ODRIOZOLA K	18 GARCIANDIA I	20 SERDIO A	53 BIOSCA I	70 FERNANDEZ D	0:14	0	0	
5 SERRADILLA A	9 TARRAFETA I	10 DUJSHEBAEV A	20 SERDIO A	24 DUJSHEBAEV D	25 HERNANDEZ S	28 GOMEZ A	0:12	0	0	
5 SERRADILLA A	7 GURRI J	11 ODRIOZOLA K	20 SERDIO A	24 DUJSHEBAEV D	25 HERNANDEZ S	80 BARRUFET I	0:12	0	0	
8 CASADO A	9 TARRAFETA I	10 DUJSHEBAEV A	20 SERDIO A	28 GOMEZ A	53 BIOSCA I	80 BARRUFET I	0:11	0	0	
5 SERRADILLA A	10 DUJSHEBAEV A	18 GARCIANDIA I	20 SERDIO A	24 DUJSHEBAEV D	25 HERNANDEZ S	28 GOMEZ A	0:10	0	0	
9 TARRAFETA I	18 GARCIANDIA I	24 DUJSHEBAEV D	25 HERNANDEZ S	28 GOMEZ A	70 FERNANDEZ D	99 RODRIGUEZ J	0:10	0	0	
7 GURRI J	9 TARRAFETA I	11 ODRIOZOLA K	18 GARCIANDIA I	20 SERDIO A	53 BIOSCA I	70 FERNANDEZ D	0:10	1	0	
5 SERRADILLA A	20 SERDIO A	24 DUJSHEBAEV D	25 HERNANDEZ S	28 GOMEZ A	70 FERNANDEZ D	99 RODRIGUEZ J	0:09	0	0	
7 GURRI J	9 TARRAFETA I	11 ODRIOZOLA K	18 GARCIANDIA I	25 HERNANDEZ S	70 FERNANDEZ D	99 RODRIGUEZ J	0:08	0	0	
7 GURRI J	11 ODRIOZOLA K	18 GARCIANDIA I	20 SERDIO A	22 FIS M	24 DUJSHEBAEV D	70 FERNANDEZ D	0:08	0	0	
10 DUJSHEBAEV A	20 SERDIO A	24 DUJSHEBAEV D	25 HERNANDEZ S	28 GOMEZ A	70 FERNANDEZ D	99 RODRIGUEZ J	0:06	0	0	
5 SERRADILLA A	9 TARRAFETA I	10 DUJSHEBAEV A	11 ODRIOZOLA K	20 SERDIO A	53 BIOSCA I	70 FERNANDEZ D	0:06	0	0	
7 GURRI J	11 ODRIOZOLA K	20 SERDIO A	22 FIS M	24 DUJSHEBAEV D	28 GOMEZ A	53 BIOSCA I	0:05	0	0	

OFFICIAL PARTNERS



EHF PARTNERS



NATIONAL SUPPLIERS



Preliminary Round - Group A

MON 19 JAN 2026

Start Time: 20:30

Line-Up Analysis

Herning

Attendance: 9.526

Match No: 6

GER 34 - 32 ESP

ESP - Spain

Lineup efficiency							Time Played	GF	GA
7 GURRI J	11 ODRIOZOLA K	18 GARCIAINDIA I	20 SERDIO A	24 DUJSHEBAEV D	28 GOMEZ A	53 BIOSCA I	0:05	0	0
9 TARRAFETA I	18 GARCIAINDIA I	20 SERDIO A	24 DUJSHEBAEV D	25 HERNANDEZ S	28 GOMEZ A	70 FERNANDEZ D	0:04	0	0
5 SERRADILLA A	22 FIS M	24 DUJSHEBAEV D	25 HERNANDEZ S	28 GOMEZ A	70 FERNANDEZ D	99 RODRIGUEZ J	0:04	0	0
20 SERDIO A	22 FIS M	24 DUJSHEBAEV D	25 HERNANDEZ S	28 GOMEZ A	70 FERNANDEZ D	99 RODRIGUEZ J	0:02	0	0

Score development							Time Played	G Diff.
9 TARRAFETA I	22 FIS M	24 DUJSHEBAEV D	25 HERNANDEZ S	28 GOMEZ A	70 FERNANDEZ D	99 RODRIGUEZ J	1:37	+3
7 GURRI J	11 ODRIOZOLA K	20 SERDIO A	22 FIS M	24 DUJSHEBAEV D	25 HERNANDEZ S	80 BARRUFET I	1:42	+3
7 GURRI J	11 ODRIOZOLA K	20 SERDIO A	22 FIS M	24 DUJSHEBAEV D	25 HERNANDEZ S	70 FERNANDEZ D	0:45	+2
7 GURRI J	9 TARRAFETA I	11 ODRIOZOLA K	22 FIS M	25 HERNANDEZ S	70 FERNANDEZ D	99 RODRIGUEZ J	2:03	+2
7 GURRI J	9 TARRAFETA I	11 ODRIOZOLA K	18 GARCIAINDIA I	20 SERDIO A	53 BIOSCA I	70 FERNANDEZ D	0:10	+1
5 SERRADILLA A	7 GURRI J	11 ODRIOZOLA K	18 GARCIAINDIA I	20 SERDIO A	28 GOMEZ A	53 BIOSCA I	0:18	+1
7 GURRI J	9 TARRAFETA I	11 ODRIOZOLA K	20 SERDIO A	22 FIS M	25 HERNANDEZ S	70 FERNANDEZ D	0:20	+1
7 GURRI J	9 TARRAFETA I	11 ODRIOZOLA K	20 SERDIO A	22 FIS M	53 BIOSCA I	80 BARRUFET I	0:24	+1
5 SERRADILLA A	7 GURRI J	11 ODRIOZOLA K	18 GARCIAINDIA I	22 FIS M	53 BIOSCA I	80 BARRUFET I	0:26	+1
9 TARRAFETA I	10 DUJSHEBAEV A	20 SERDIO A	24 DUJSHEBAEV D	25 HERNANDEZ S	28 GOMEZ A	70 FERNANDEZ D	0:41	+1
7 GURRI J	9 TARRAFETA I	11 ODRIOZOLA K	20 SERDIO A	22 FIS M	53 BIOSCA I	70 FERNANDEZ D	1:01	+1
7 GURRI J	11 ODRIOZOLA K	20 SERDIO A	22 FIS M	24 DUJSHEBAEV D	53 BIOSCA I	70 FERNANDEZ D	1:04	+1
9 TARRAFETA I	20 SERDIO A	22 FIS M	24 DUJSHEBAEV D	25 HERNANDEZ S	28 GOMEZ A	70 FERNANDEZ D	1:35	+1
5 SERRADILLA A	8 CASADO A	9 TARRAFETA I	10 DUJSHEBAEV A	25 HERNANDEZ S	28 GOMEZ A	80 BARRUFET I	1:39	+1
5 SERRADILLA A	8 CASADO A	9 TARRAFETA I	18 GARCIAINDIA I	25 HERNANDEZ S	28 GOMEZ A	80 BARRUFET I	2:47	+1
20 SERDIO A	22 FIS M	24 DUJSHEBAEV D	25 HERNANDEZ S	28 GOMEZ A	70 FERNANDEZ D	99 RODRIGUEZ J	0:02	0
9 TARRAFETA I	18 GARCIAINDIA I	20 SERDIO A	24 DUJSHEBAEV D	25 HERNANDEZ S	28 GOMEZ A	70 FERNANDEZ D	0:04	0
5 SERRADILLA A	22 FIS M	24 DUJSHEBAEV D	25 HERNANDEZ S	28 GOMEZ A	70 FERNANDEZ D	99 RODRIGUEZ J	0:04	0
7 GURRI J	11 ODRIOZOLA K	20 SERDIO A	22 FIS M	24 DUJSHEBAEV D	28 GOMEZ A	53 BIOSCA I	0:05	0
7 GURRI J	11 ODRIOZOLA K	18 GARCIAINDIA I	20 SERDIO A	24 DUJSHEBAEV D	28 GOMEZ A	53 BIOSCA I	0:05	0
10 DUJSHEBAEV A	20 SERDIO A	24 DUJSHEBAEV D	25 HERNANDEZ S	28 GOMEZ A	70 FERNANDEZ D	99 RODRIGUEZ J	0:06	0
5 SERRADILLA A	9 TARRAFETA I	10 DUJSHEBAEV A	11 ODRIOZOLA K	20 SERDIO A	53 BIOSCA I	70 FERNANDEZ D	0:06	0
7 GURRI J	9 TARRAFETA I	11 ODRIOZOLA K	18 GARCIAINDIA I	25 HERNANDEZ S	70 FERNANDEZ D	99 RODRIGUEZ J	0:08	0
7 GURRI J	11 ODRIOZOLA K	18 GARCIAINDIA I	20 SERDIO A	22 FIS M	24 DUJSHEBAEV D	70 FERNANDEZ D	0:08	0
5 SERRADILLA A	20 SERDIO A	24 DUJSHEBAEV D	25 HERNANDEZ S	28 GOMEZ A	70 FERNANDEZ D	99 RODRIGUEZ J	0:09	0
5 SERRADILLA A	10 DUJSHEBAEV A	18 GARCIAINDIA I	20 SERDIO A	24 DUJSHEBAEV D	25 HERNANDEZ S	28 GOMEZ A	0:10	0
9 TARRAFETA I	18 GARCIAINDIA I	24 DUJSHEBAEV D	25 HERNANDEZ S	28 GOMEZ A	70 FERNANDEZ D	99 RODRIGUEZ J	0:10	0
8 CASADO A	9 TARRAFETA I	10 DUJSHEBAEV A	20 SERDIO A	28 GOMEZ A	53 BIOSCA I	80 BARRUFET I	0:11	0
5 SERRADILLA A	9 TARRAFETA I	10 DUJSHEBAEV A	20 SERDIO A	24 DUJSHEBAEV D	25 HERNANDEZ S	28 GOMEZ A	0:12	0
5 SERRADILLA A	7 GURRI J	11 ODRIOZOLA K	20 SERDIO A	24 DUJSHEBAEV D	25 HERNANDEZ S	80 BARRUFET I	0:12	0
5 SERRADILLA A	9 TARRAFETA I	11 ODRIOZOLA K	18 GARCIAINDIA I	20 SERDIO A	53 BIOSCA I	70 FERNANDEZ D	0:14	0
9 TARRAFETA I	10 DUJSHEBAEV A	11 ODRIOZOLA K	20 SERDIO A	24 DUJSHEBAEV D	53 BIOSCA I	70 FERNANDEZ D	0:16	0
10 DUJSHEBAEV A	18 GARCIAINDIA I	20 SERDIO A	24 DUJSHEBAEV D	25 HERNANDEZ S	28 GOMEZ A	70 FERNANDEZ D	0:17	0
5 SERRADILLA A	7 GURRI J	11 ODRIOZOLA K	20 SERDIO A	22 FIS M	24 DUJSHEBAEV D	25 HERNANDEZ S	0:20	0
8 CASADO A	9 TARRAFETA I	10 DUJSHEBAEV A	18 GARCIAINDIA I	28 GOMEZ A	80 BARRUFET I	99 RODRIGUEZ J	0:22	0
7 GURRI J	11 ODRIOZOLA K	18 GARCIAINDIA I	20 SERDIO A	24 DUJSHEBAEV D	53 BIOSCA I	70 FERNANDEZ D	0:23	0
5 SERRADILLA A	9 TARRAFETA I	24 DUJSHEBAEV D	25 HERNANDEZ S	28 GOMEZ A	70 FERNANDEZ D	99 RODRIGUEZ J	0:26	0
9 TARRAFETA I	11 ODRIOZOLA K	18 GARCIAINDIA I	20 SERDIO A	24 DUJSHEBAEV D	53 BIOSCA I	70 FERNANDEZ D	0:31	0
7 GURRI J	11 ODRIOZOLA K	20 SERDIO A	22 FIS M	24 DUJSHEBAEV D	53 BIOSCA I	80 BARRUFET I	0:37	0
5 SERRADILLA A	18 GARCIAINDIA I	20 SERDIO A	24 DUJSHEBAEV D	25 HERNANDEZ S	28 GOMEZ A	80 BARRUFET I	0:59	0
5 SERRADILLA A	10 DUJSHEBAEV A	18 GARCIAINDIA I	20 SERDIO A	24 DUJSHEBAEV D	28 GOMEZ A	80 BARRUFET I	1:16	0
5 SERRADILLA A	7 GURRI J	11 ODRIOZOLA K	20 SERDIO A	22 FIS M	53 BIOSCA I	80 BARRUFET I	1:50	0
5 SERRADILLA A	8 CASADO A	9 TARRAFETA I	20 SERDIO A	25 HERNANDEZ S	28 GOMEZ A	80 BARRUFET I	2:12	0
8 CASADO A	9 TARRAFETA I	10 DUJSHEBAEV A	20 SERDIO A	25 HERNANDEZ S	28 GOMEZ A	80 BARRUFET I	3:29	0
5 SERRADILLA A	8 CASADO A	9 TARRAFETA I	20 SERDIO A	28 GOMEZ A	53 BIOSCA I	80 BARRUFET I	0:17	-1
5 SERRADILLA A	9 TARRAFETA I	20 SERDIO A	24 DUJSHEBAEV D	25 HERNANDEZ S	28 GOMEZ A	80 BARRUFET I	0:21	-1
5 SERRADILLA A	7 GURRI J	11 ODRIOZOLA K	18 GARCIAINDIA I	20 SERDIO A	25 HERNANDEZ S	80 BARRUFET I	0:36	-1

OFFICIAL PARTNERS



EHF PARTNERS



NATIONAL SUPPLIERS



Line-Up Analysis

Herning

Match No: 6

Attendance: 9.526

GER 34 - 32 ESP

ESP - Spain

Score development								Time Played	G Diff.
9 TARRAFETA I	20 SERDIO A	24 DUJSHEBAEV D	25 HERNANDEZ S	28 GOMEZ A	70 FERNANDEZ D	99 RODRIGUEZ J		0:43	-1
5 SERRADILLA A	7 GURRI J	11 ODRIOZOLA K	22 FIS M	25 HERNANDEZ S	70 FERNANDEZ D	99 RODRIGUEZ J		0:47	-1
5 SERRADILLA A	7 GURRI J	11 ODRIOZOLA K	22 FIS M	24 DUJSHEBAEV D	53 BIOSCA I	80 BARRUFET I		0:51	-1
5 SERRADILLA A	7 GURRI J	11 ODRIOZOLA K	20 SERDIO A	22 FIS M	53 BIOSCA I	70 FERNANDEZ D		1:32	-1
8 CASADO A	9 TARRAFETA I	10 DUJSHEBAEV A	18 GARCIANDIA I	25 HERNANDEZ S	28 GOMEZ A	80 BARRUFET I		2:03	-1
5 SERRADILLA A	7 GURRI J	11 ODRIOZOLA K	20 SERDIO A	22 FIS M	25 HERNANDEZ S	80 BARRUFET I		1:50	-2
18 GARCIANDIA I	20 SERDIO A	24 DUJSHEBAEV D	25 HERNANDEZ S	28 GOMEZ A	70 FERNANDEZ D	99 RODRIGUEZ J		2:05	-2
5 SERRADILLA A	7 GURRI J	11 ODRIOZOLA K	18 GARCIANDIA I	25 HERNANDEZ S	70 FERNANDEZ D	99 RODRIGUEZ J		2:18	-2
5 SERRADILLA A	18 GARCIANDIA I	24 DUJSHEBAEV D	25 HERNANDEZ S	28 GOMEZ A	70 FERNANDEZ D	99 RODRIGUEZ J		4:31	-2
5 SERRADILLA A	7 GURRI J	11 ODRIOZOLA K	20 SERDIO A	22 FIS M	25 HERNANDEZ S	70 FERNANDEZ D		2:00	-3
5 SERRADILLA A	7 GURRI J	11 ODRIOZOLA K	18 GARCIANDIA I	20 SERDIO A	53 BIOSCA I	70 FERNANDEZ D		6:58	-3

Empty Goal								Time Played	GF	GA
5 SERRADILLA A	10 DUJSHEBAEV A	18 GARCIANDIA I	20 SERDIO A	24 DUJSHEBAEV D	28 GOMEZ A	80 BARRUFET I		1:16	0	0
8 CASADO A	9 TARRAFETA I	10 DUJSHEBAEV A	18 GARCIANDIA I	28 GOMEZ A	80 BARRUFET I	99 RODRIGUEZ J		0:22	0	0
7 GURRI J	11 ODRIOZOLA K	18 GARCIANDIA I	20 SERDIO A	22 FIS M	24 DUJSHEBAEV D	70 FERNANDEZ D		0:08	0	0

Legend:
G Diff. Goals Difference

OFFICIAL PARTNERS



EHF PARTNERS



NATIONAL SUPPLIERS

