

Start List

Match No: 51

SLO - SWE

Referees: MARÍN LORENTE Andreu (ESP) / GARCIA SERRADILLA Ignacio (ESP) **EHF Supervisor:** COHEN Shlomo (ISR)
EHF Observer: REIBEL Denis (FRA)
Timekeeper: LOHMANN Björn (GER)
Scorekeeper: WEBER Mirko (GER)

SLO - Slovenia

No.	Name	Pos.	Height m	Int. Matches		Competition Statistics									
				MP	G	MP	G	7mG	YC	2Min	RC	S	7mS		
26	FERLIN Klemen	GK	1.92	64	1	3							22	1	
90	LESJAK Urban	GK	1.88	77	0	3							12	1	
3	BLAGOTINSEK Blaz	P	2.03	127	229	3	7		1	4					
6	MARGUC Gasper	RW	1.80	129	450	3	11	3		2					
11	DOLENEC Jure	RB	1.91	186	670	3	8			1					
17	CEHTE Nejc	RB	1.96	62	104	3	5		1	1					
19	JOVICIC SLATINSEK Stas	LW	1.88	15	43	3	3			3					
20	KODRIN Tilen	LW	1.92	78	135	3	7			1					
23	ZARABEC Miha	CB	1.78	96	205	3	8								
27	HORZEN Kristijan	P	1.92	35	40	3	4								
44	BOMBAC Dean	CB	1.90	119	247	3	8	3							
51	MACKOVSEK Borut	LB	2.03	136	348	3	11		1	1					
77	NOVAK Domen	RW	1.81	27	64	3	1								
88	VLAH Aleks	CB	1.91	35	109	3	19	4							
92	DROBEZ Jernej	P	1.95	11	7	3									
95	SUHOLEZNIK Matic	P	2.02	54	45	3					3				
(NN)	MAZEJ Tadej	LW	1.90	26	18										
(NN)	VUJOVIC Miljan	GK	1.98	9	0										
Headcoach		ZORMAN Uros		Bench/Team				2		1					

SLO Played		
PR	FAR	32 - 29
PR	POL	32 - 25
PR	NOR	28 - 27
MR	SWE	17 JAN
MR	POR	19 JAN
MR	NED	21 JAN
MR	DEN	23 JAN

SWE - Sweden

No.	Name	Pos.	Height m	Int. Matches		Competition Statistics									
				MP	G	MP	G	7mG	YC	2Min	RC	S	7mS		
12	PALICKA Andreas	GK	1.89	152	16	2							23	1	
16	THULIN Tobias Alexander Gustav	GK	1.98	52	0	3							11	1	
2	CARLSBOGARD Jonathan	LB	1.95	62	117	3	5			1					
5	DARJ Max	P	1.91	113	127	3	6								
11	PETTERSSON Daniel	RW	1.79	82	196	3	8			1					
13	KARLSSON Sebastian Carl Percy	RW	1.78	7	24	3	9								
15	WANNE Hampus	LW	1.85	88	364	3	17	10							
19	CLAAR Felix	CB	1.92	66	163	3	11								
22	PELLAS Lucas	LW	1.83	63	195	3	4	2							
23	LAGERGREN Albin	RB	1.86	103	303	3	7								
24	GOTTFRIDSSON Jim	CB	1.92	147	473	3	8			1					
32	BERGENDAHL Oscar	P	1.92	48	78	3	6		1	1					
33	SANDELL Lukas	RB	1.91	50	118	3	12			2					
35	NILSSON Andreas	P	1.96	147	346	2	2								
42	JOHANSSON Eric	LB	1.97	31	101	2	3								
49	WALLINIUS Karl	LB	1.99	22	23	3	2								
(NN)	EDVARDSSON Jonathan	CB	1.86	19	7	2									
(NN)	MÖLLER Simon	GK	1.90	3	0	1							7	1	
Headcoach		SOLBERG Glenn (NOR)		Bench/Team				1							

SWE Played		
PR	BIH	29 - 20
PR	GEO	42 - 26
PR	NED	29 - 28
MR	SLO	17 JAN
MR	DEN	19 JAN
MR	POR	21 JAN
MR	NOR	23 JAN

Notes:
Players below the bold line are not playing in this match.

Legend:			
(NN)	Not nominated	2Min	2-Minute Suspensions
CB	Centre Back	G	Goals
LW	Left Wing	MP	Matches Played
Pos	Position	PR	Preliminary Round
RC	Red Cards (Direct and after 3rd 2-Minute Suspension)	RB	Right Back
YC	Yellow Cards	RW	Right Wing
		7mG	7-metre Goals
		GK	Goalkeeper
		MR	Main Round
		7mS	7-metre Saves
		LB	Left Back
		P	Line Player
		S	Saves

Results

Match No: 51

Hamburg

Attendance: 9.933

SLO 22 - 28 SWE

(7 - 11) (15 - 17)

Referees: MARIN LORENTE Andreu (ESP) / GARCIA SERRADILLA Ignacio (ESP)

Slovenia

Coach: ZORMAN Uros

YC/RC Coach: 1/0 Time outs: 3

No.	Name	Total			Goals / Shots							Punishments			TP	
		Goals	Shots	%	7m	6m	Wing	BT	FB	FTO	9m	EG	YC	RC		2M
3	BLAGOTINSEK Blaz	1	2	50		1/2										35:31
6	MARGUC Gasper	1	2	50	1/2											43:36
11	DOLENEC Jure	4	5	80		3/3				1/2			1			30:58
17	CEHTE Nejc	0	7	0		0/2				0/5						27:46
19	JOVICIC SLATINSEK Stas	1	2	50			1/2								1	19:34
20	KODRIN Tilen	1	2	50			0/1		1/1							42:19
23	ZARABEC Miha	2	4	50		1/2				1/2						22:14
26	FERLIN Klemen	1	1	100							1/1					45:30
27	HORZEN Kristjan	1	2	50		1/2										9:36
44	BOMBAC Dean	1	4	25		1/2				0/2						28:29
51	MACKOVSEK Borut	2	6	33		1/2				1/4						44:55
77	NOVAK Domen															16:10
88	VLAH Aleks	7	13	54	0/1	2/2		1/1			3/8	1/1				33:54
90	LESJAK Urban															12:18
92	DROBEZ Jernej															0:00
95	SUHOLEZNIK Matic														1	7:10
Team Officials																
Totals		22	50	44	1/3	10/17	1/3	1/1	1/1		6/23	2/2	2		2	60:00

No.	Name	Total			Saves / Shots						
		Saves	Shots	%	7m	6m	Wing	BT	FB	FTO	9m
26	FERLIN Klemen	8	29	28	2/4	1/4	1/5	1/3	1/8		2/5
90	LESJAK Urban	2	9	22			1/4	0/2	0/1		1/2
Totals		10	38	26	2/4	1/4	2/9	1/5	1/9		3/7

Sweden

Coach: SOLBERG Glenn

Time outs: 1

No.	Name	Total			Goals / Shots							Punishments			TP	
		Goals	Shots	%	7m	6m	Wing	BT	FB	FTO	9m	EG	YC	RC		2M
2	CARLSBOGARD Jonathan	2	2	100		1/1		1/1								31:54
5	DARJ Max	2	2	100		1/1		1/1					1		1	37:08
11	PETTERSSON Daniel															0:00
12	PALICKA Andreas															47:26
13	KARLSSON Sebastian Carl Percy	6	8	75	1/2		2/3	1/1	2/2							59:35
15	WANNE Hampus	0	1	0	0/1											0:25
16	THULIN Tobias Alexander Gustav															9:26
19	CLAAR Felix	1	2	50		1/1					0/1					32:10
22	PELLAS Lucas	8	11	73	1/2		5/6		2/3							60:00
23	LAGERGREN Albin	3	5	60		0/1		1/2	1/1		1/1					27:04
24	GOTTFRIDSSON Jim	1	2	50						1/2						27:50
32	BERGENDAHL Oscar	1	1	100					1/1						2	26:14
33	SANDELL Lukas	1	2	50				1/1			0/1					32:56
35	NILSSON Andreas															1:45
42	JOHANSSON Eric	3	6	50					1/1		2/5					26:07
49	WALLINIUS Karl															0:00
Totals		28	42	67	2/5	3/4	7/9	4/5	8/9		4/10		1		3	60:00

No.	Name	Total			Saves / Shots						
		Saves	Shots	%	7m	6m	Wing	BT	FB	FTO	9m
12	PALICKA Andreas	14	28	50	0/1	5/11	1/2		0/1		8/13
16	THULIN Tobias Alexander Gustav	2	8	25	1/1	0/4	1/1	0/1			0/1
EG			2								
Totals		16	38	42	1/2	5/15	2/3	0/1	0/1		8/14

Attacks

Team	All		Player Majority		Player Minority		Position Attacks		FB		Ind. FB		Team FB		TO	TO %
	G/Att.	%	G/Att.	%	G/Att.	%	G/Att.	%	G/Att.	%	G/Att.	%	G/Att.	%		
SLO	22/49	45	4/5	80	0/1	0	19/46	41	1/1	100			1/1	100	4	8
SWE	28/50	56	1/2	50	1/3	33	20/41	49	8/9	89			8/9	89	9	18

Legend:	
%	Efficiency
9m	9-metre Shots
FTO	Fast Throw off
RC	Red Cards (Direct and after 3rd 2-Minute Suspension)
Wing	Wing Shots
2M	2-Minute Suspensions
BT	Breakthroughs
G/Att.	Goals/Attacks
YC	Yellow Cards
6m	6-metre Shots
EG	Empty Goal
Ind.	Individual
TO	Turnover
7m	7-metre Penalty Shots
FB	Fast Breaks
No.	Uniform Number
TP	Time Played

Match Team Statistics

Match No: 51

SLO 22 - 28 SWE

(7 - 11) (15 - 17)

Referees: MARIN LORENTE Andreu (ESP) / GARCIA SERRADILLA Ignacio (ESP)

SLO - Slovenia

Coach: ZORMAN Uros

YC/RC Coach: 1/0 Time outs: 3

No.	Name	Total			All Goals / Shots								Punishments				Offence			Defence			TP	
		Goals	Shots	%	7m	7m%	6m	Wing	BT	FB	FTO	9m	EG	YC	RC	2M	2+2	AS	R7	TO/TF	ST	BS		P7
3	BLAGOTINSEK Blaz	1	2	50			1/2															1	1	35:31
6	MARGUC Gasper	1	2	50	1/2	50																	2	43:36
11	DOLENEC Jure	4	5	80			3/3				1/2			1				1	1			1	2	30:58
17	CEHTE Nejc	0	7	0			0/2				0/5							1						27:46
19	JOVICIC SLATINSEK Stas	1	2	50				1/2							1									19:34
20	KODRIN Tilen	1	2	50				0/1			1/1													42:19
23	ZARABEC Miha	2	4	50			1/2				1/2							2	1	2				22:14
26	FERLIN Klemen	1	1	100								1/1												45:30
27	HORZEN Kristijan	1	2	50			1/2																	9:36
44	BOMBAC Dean	1	4	25			1/2				0/2							1						28:29
51	MACKOVSEK Borut	2	6	33			1/2				1/4							1	2					44:55
77	NOVAK Domen																							16:10
88	VLAH Aleks	7	13	54	0/1	0	2/2		1/1		3/8	1/1						3	1					33:54
90	LESJAK Urban																							12:18
92	DROBEZ Jernej																							0:00
95	SUHOLEZNIK Matic														1									7:10
Team													1											
Totals		22	50	44	1/3	33	10/17	1/3	1/1	1/1		6/23	2/2	2	2			9	3	4		2	5	

No.	Name	Total			All Saves / Shots										
		Saves	Shots	%	7m	7m%	6m	Wing	BT	FB	FTO	9m	9m%	NS	NS%
26	FERLIN Klemen	8	29	28	2/4	50	1/4	1/5	1/3	1/8		2/5	40	3/12	25
90	LESJAK Urban	2	9	22				1/4	0/2	0/1		1/2	50	1/6	17
Totals		10	38	26	2/4	50	1/4	2/9	1/5	1/9		3/7	43	4/18	22

Attacks

Team	All		Player Majority		Player Minority		Position Attacks		FB		Ind. FB		Team FB		TO	TO %
	G/Att.	%	G/Att.	%	G/Att.	%	G/Att.	%	G/Att.	%	G/Att.	%	G/Att.	%		
SLO	22/49	45	4/5	80	0/1	0	19/46	41	1/1	100			1/1	100	4	8

Team Shots

	Goals	Saves	Missed	Post	Blocked	Total	%	Prop %
6m Shots	10	5	1	1		17	59	34
Wing Shots	1	2				3	33	6
L R	1	2				3	33	6 0
9m Shots	6	8	1	3	5	23	26	46
L C R	6	1 7	1	1 2	3 2	2 19 2	0 32 0	4 38 4
7m Penalty Throws	1	1		1		3	33	6
Fast Breaks	1					1	100	2
Breakthroughs	1					1	100	2
Totals	22	16	2	5	5	50	44	100

Legend:									
%	Efficiency	2M	2-Minute Suspensions	2+2	2+2 Minute Suspensions	6m	6-metre Shots	7m	7-metre Penalty Shots
9m	9-metre Shots	AS	Assists	BS	Blocked Shots	BT	Breakthroughs	C	Center
EG	Empty Goal	FB	Fast Breaks	FTO	Fast Throw off	G/Att.	Goals/Attacks	Ind.	Individual
L	Left	NS	Near Shots	P7	Penalty 7-metre Fouls	Prop %	Proportion of Goals	R7	Received 7-metre Fouls
R	Right	RC	Red Cards (Direct and after 3rd 2-Minute Suspension)	ST	Steals	TO/TF	Turnover/Technical Faults		
TP	Time Played	Wing	Wing Shots	YC	Yellow Cards				

WED 17 JAN 2024
Start Time: 20:30

Main Round Group II

Hamburg

Match Team Statistics

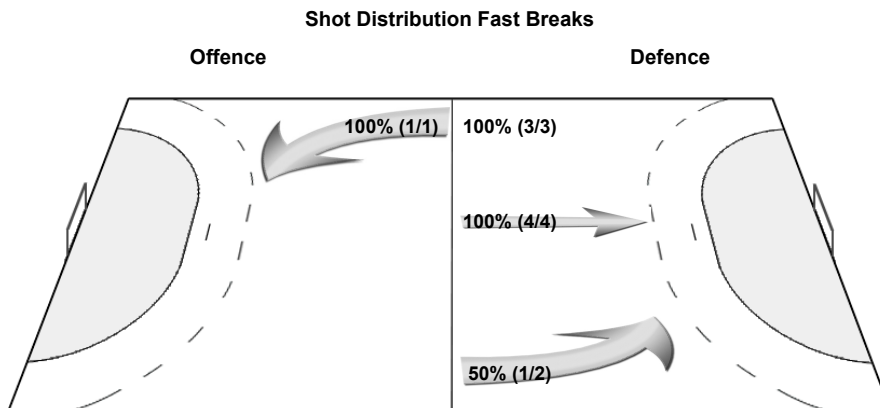
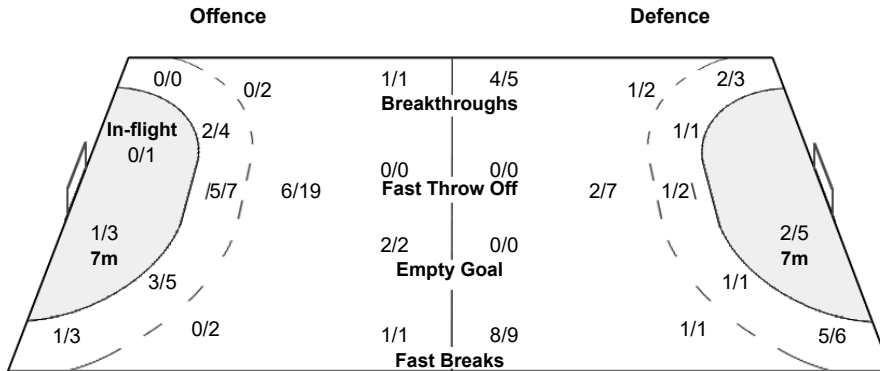
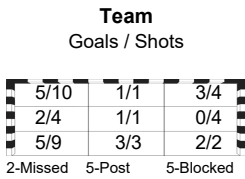
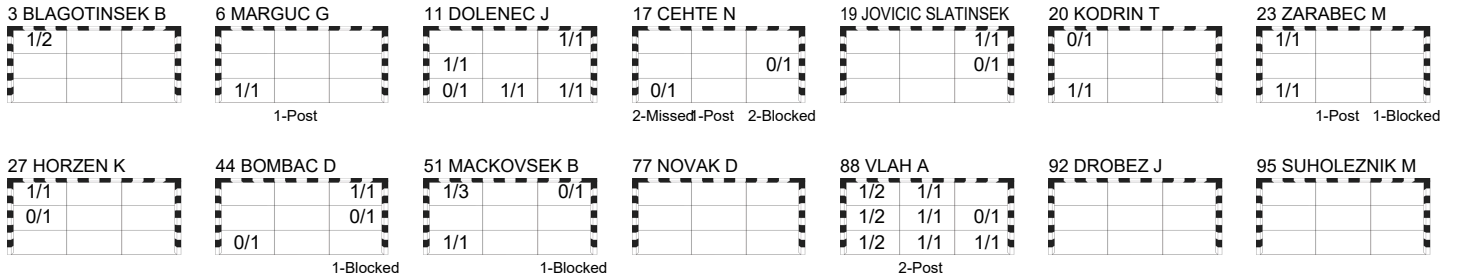
Match No: 51

SLO 22 - 28 SWE
(7 - 11) (15 - 17)

Referees: MARIN LORENTE Andreu (ESP) / GARCIA SERRADILLA Ignacio (ESP)

SLO - Slovenia

OverView of Shot Distribution



WED 17 JAN 2024
Start Time: 20:30

Main Round Group II

Hamburg

Match Team Statistics

Match No: 51

SLO 22 - 28 SWE

(7 - 11) (15 - 17)

Referees: MARIN LORENTE Andreu (ESP) / GARCIA SERRADILLA Ignacio (ESP)

SWE - Sweden

Coach: SOLBERG Glenn (NOR)

Time outs: 1

No.	Name	Total			All Goals / Shots									Punishments				Offence			Defence			TP
		Goals	Shots	%	7m	7m%	6m	Wing	BT	FB	FTO	9m	EG	YC	RC	2M	2+2	AS	R7	TO/TF	ST	BS	P7	
2	CARLSBOGARD Jonathan	2	2	100			1/1		1/1									2	1	1				31:54
5	DARJ Max	2	2	100			1/1		1/1					1		1						2	1	37:08
11	PETTERSSON Daniel																							0:00
12	PALICKA Andreas																	2						47:26
13	KARLSSON Sebastian Carl Percy	6	8	75	1/2	50		2/3	1/1	2/2								1						59:35
15	WANNE Hampus	0	1	0	0/1	0																		0:25
16	THULIN Tobias Alexander Gustav																							9:26
19	CLAAR Felix	1	2	50			1/1				0/1							1	1	1 / 1	1	1		32:10
22	PELLAS Lucas	8	11	73	1/2	50		5/6		2/3								1		/ 1			1	60:00
23	LAGERGREN Albin	3	5	60			0/1		1/2	1/1								1						27:04
24	GOTTFRIDSSON Jim	1	2	50							1/2							5	1	1				27:50
32	BERGENDAHL Oscar	1	1	100						1/1						2		1				1		26:14
33	SANDELL Lukas	1	2	50							0/1							1		1 / 1				32:56
35	NILSSON Andreas																							1:45
42	JOHANSSON Eric	3	6	50						1/1								4	2	2		2		26:07
49	WALLINIUS Karl																							0:00
Totals		28	42	67	2/5	40	3/4	7/9	4/5	8/9		4/10		1		3		18	5	6 / 3	1	5	3	

No.	Name	Total			All Saves / Shots										
		Saves	Shots	%	7m	7m%	6m	Wing	BT	FB	FTO	9m	9m%	NS	NS%
12	PALICKA Andreas	14	28	50	0/1	0	5/11	1/2		0/1		8/13	62	6/13	46
16	THULIN Tobias Alexander Gustav	2	8	25	1/1	100	0/4	1/1	0/1		0/1	0	1/6	17	
EG			2												
Totals		16	38	42	1/2	50	5/15	2/3	0/1	0/1		8/14	57	7/19	37

Attacks

Team	All		Player Majority		Player Minority		Position Attacks		FB		Ind. FB		Team FB		TO	TO %
	G/Att.	%	G/Att.	%	G/Att.	%	G/Att.	%	G/Att.	%	G/Att.	%	G/Att.	%		
SWE	28/50	56	1/2	50	1/3	33	20/41	49	8/9	89			8/9	89	9	18

Team Shots

	Goals	Saves	Missed	Post	Blocked	Total	%	Prop %
6m Shots	3	1				4	75	10
Wing Shots	7	2				9	78	21
L R	5 2	1 1				6 3	83 67	14 7
9m Shots	4	3	1		2	10	40	24
L C R	1 2 1	2 1	1		2	1 7 2	100 29 50	2 17 5
7m Penalty Throws	2	2		1		5	40	12
Fast Breaks	8	1				9	89	21
Breakthroughs	4	1				5	80	12
Totals	28	10	1	1	2	42	67	100

Legend:			
%	Efficiency	2M	2-Minute Suspensions
9m	9-metre Shots	AS	Assists
EG	Empty Goal	FB	Fast Breaks
L	Left	NS	Near Shots
R	Right	RC	Red Cards (Direct and after 3rd 2-Minute Suspension)
TP	Time Played	Wing	Wing Shots
2+2	2+2 Minute Suspensions	2+2	2+2 Minute Suspensions
BT	Breakthroughs	BS	Blocked Shots
FTO	Fast Throw off	FTO	Fast Throw off
P7	Penalty 7-metre Fouls	P7	Penalty 7-metre Fouls
YC	Yellow Cards	YC	Yellow Cards
6m	6-metre Shots	6m	6-metre Shots
G/Att.	Goals/Attacks	G/Att.	Goals/Attacks
Prop %	Proportion of Goals	Prop %	Proportion of Goals
7m	7-metre Penalty Shots	7m	7-metre Penalty Shots
C	Center	C	Center
Ind.	Individual	Ind.	Individual
R7	Received 7-metre Fouls	R7	Received 7-metre Fouls
TO/TF	Turnover/Technical Faults	TO/TF	Turnover/Technical Faults

Match Team Statistics

Match No: 51

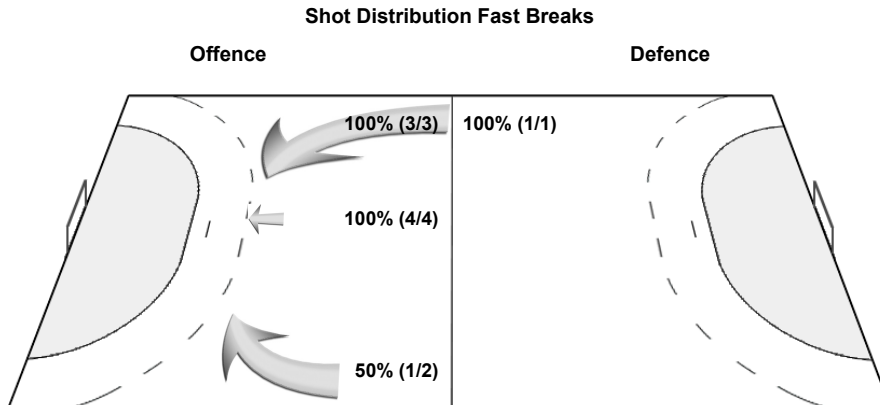

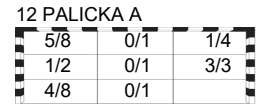
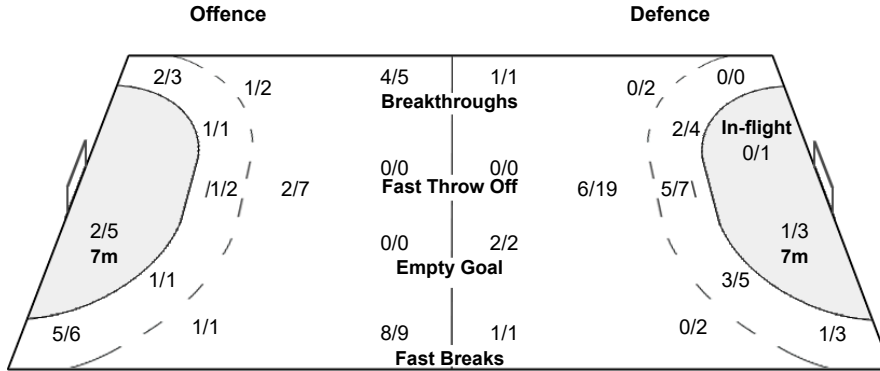
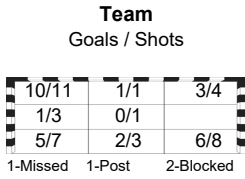
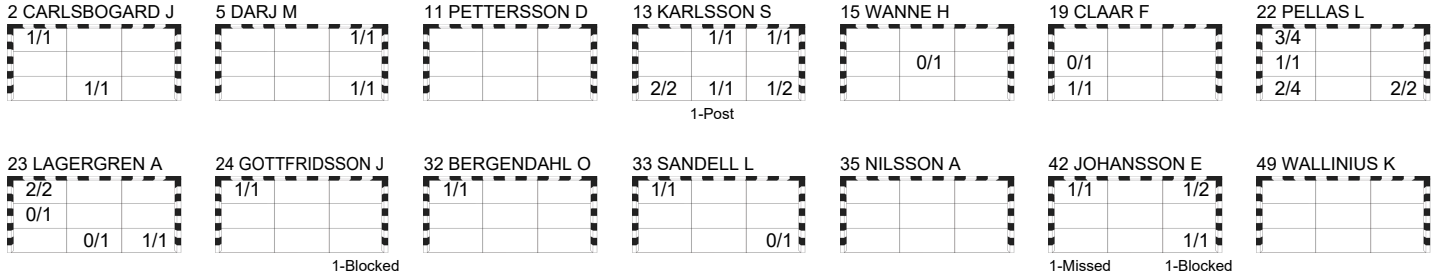
SLO 22 - 28 SWE

(7 - 11) (15 - 17)

Referees: MARIN LORENTE Andreu (ESP) / GARCIA SERRADILLA Ignacio (ESP)

SWE - Sweden

OverView of Shot Distribution



Play by Play

Match No: 51

SLO 22 - 28 SWE

(7 - 11) (15 - 17)

Referees: MARIN LORENTE Andreu (ESP) / GARCIA SERRADILLA Ignacio (ESP)

SLO	3 BLAGOTINSEK Blaz	6 MARGUC Gasper	11 DOLENEC Jure	A ZORMAN Uros
	17 CEHTE Nejc	19 JOVICIC SLATINSEK Stas	20 KODRIN Tilen	B ZVIZEJ Luka
	23 ZARABEC Miha	26 FERLIN Klemen	27 HORZEN Kristjan	C SKOF Gorazd
	44 BOMBAC Dean	51 MACKOVSEK Borut	77 NOVAK Domen	D SLOBODNIK Rudi
	88 VLAH Aleks	90 LESJAK Urban	92 DROBEZ Jernej	
	95 SUHOLEZNIK Matic			
SWE	2 CARLSBOGARD Jonathan	5 DARJ Max	11 PETTERSSON Daniel	A SVENSSON Tomas
	12 PALICKA Andreas	13 KARLSSON Sebastian Carl Percy	15 WANNE Hampus	B SOLBERG Glenn
	16 THULIN Tobias Alexander Gustav	19 CLAAR Felix	22 PELLAS Lucas	C APELGREN Michael
	23 LAGERGREN Albin	24 GOTTFRIDSSON Jim	32 BERGENDAHL Oscar	D REIMER RASMUSSEN Tor
	33 SANDELL Lukas	35 NILSSON Andreas	42 JOHANSSON Eric	
	49 WALLINIUS Karl			

1st HALF

Match Time	SLO - Slovenia	Score	Lead	SWE - Sweden
0:00	26 FERLIN K Goalkeeper			12 PALICKA A Goalkeeper
0:32	51 MACKOVSEK B 7m received			19 CLAAR F 7m caused
0:45	6 MARGUC G Goal Penalty shot bottom left (51 MACKOVSEK B), 91.63 km/h	1 - 0	+1	
1:39				33 SANDELL L Shot right 9m saved bottom right
1:52	17 CEHTE N Shot right 6m saved middle right			
2:05		1 - 1	0	42 JOHANSSON E Goal centre 9m bottom right, 104.38 km/h
2:38	11 DOLENEC J Goal centre 9m middle left, 101.62 km/h	2 - 1	+1	
2:51	11 DOLENEC J 7m caused			19 CLAAR F 7m received
3:03				22 PELLAS L Penalty shot saved bottom left
4:09	11 DOLENEC J Turnover			
4:41				19 CLAAR F Turnover
4:46	20 KODRIN T Goal fast break bottom left, 49.02 km/h	3 - 1	+2	
5:14	3 BLAGOTINSEK B 7m caused			42 JOHANSSON E 7m received
5:28		3 - 2	+1	13 KARLSSON S Goal Penalty shot bottom centre (42 JOHANSSON E), 98.90 km/h
6:28	51 MACKOVSEK B Shot centre 9m saved top right			
7:05	11 DOLENEC J Warning (yellow card)			
7:27	3 BLAGOTINSEK B Block			42 JOHANSSON E Shot centre 9m blocked
7:51				13 KARLSSON S Shot right wing saved bottom right
8:02	51 MACKOVSEK B Shot flying throw saved top left			
8:36				33 SANDELL L Turnover
9:29	11 DOLENEC J Goal right 6m bottom centre	4 - 2	+2	
10:10	11 DOLENEC J 7m caused			42 JOHANSSON E 7m received
10:23				13 KARLSSON S Penalty shot post
11:12				5 DARJ M Warning (yellow card)
11:31	88 VLAH A Shot centre 9m saved middle right			
12:18				42 JOHANSSON E Shot centre 9m missed
13:02	44 BOMBAC D Shot centre 9m blocked			5 DARJ M Block
13:13		4 - 3	+1	22 PELLAS L Goal left wing top left (42 JOHANSSON E), 85.53 km/h
14:04	11 DOLENEC J Goal right 6m top right (44 BOMBAC D)	5 - 3	+2	
14:29	95 SUHOLEZNIK M 2-minutes suspension			
15:00		5 - 4	+1	5 DARJ M Goal centre 6m top right (42 JOHANSSON E), 101.60 km/h
15:00	11 DOLENEC J Block			24 GOTTFRIDSSON J Shot centre 9m blocked
15:19	3 BLAGOTINSEK B for 26 FERLIN K Empty goal			
16:19	26 FERLIN K for 20 KODRIN T Goalkeeper back			
16:23	17 CEHTE N Shot centre 9m missed			
17:17		5 - 5	0	19 CLAAR F Goal right 6m bottom left
18:36	17 CEHTE N Shot right 9m blocked			42 JOHANSSON E Block
18:50	17 CEHTE N Shot right 9m blocked			42 JOHANSSON E Block
19:00	51 MACKOVSEK B Shot centre 9m blocked			5 DARJ M Block
19:40	6 MARGUC G 7m caused			24 GOTTFRIDSSON J 7m received
19:53				15 WANNE H Penalty shot saved middle centre
20:19	Team timeout			
20:48	3 BLAGOTINSEK B Goal centre 6m top left (88 VLAH A), 107.34 km/h	6 - 5	+1	
21:20		6 - 6	0	22 PELLAS L Goal left wing middle left, 79.07 km/h
21:31	17 CEHTE N Shot centre 9m saved bottom left			
21:38		6 - 7	-1	32 BERGENDAHL O Goal fast break top left (24 GOTTFRIDSSON J), 47.82 km/h
22:40	3 BLAGOTINSEK B Shot left 6m saved top left			
23:25	C SKOF G Warning (yellow card) bench punishment			
23:39		6 - 8	-2	2 CARLSBOGARD J Goal left 6m top left (24 GOTTFRIDSSON J)
24:36	88 VLAH A Shot centre 9m saved bottom left			
24:57	88 VLAH A Shot left 9m post			
25:05		6 - 9	-3	22 PELLAS L Goal fast break bottom right (24 GOTTFRIDSSON J), 107.65 km/h

Play by Play

Match No: 51

SLO 22 - 28 SWE
(7 - 11) (15 - 17)

1st HALF

Match Time	SLO - Slovenia	Score	Lead	SWE - Sweden
25:39	23 ZARABEC M Turnover			
25:45		6 - 10	-4	23 LAGERGREN A Goal fast break top left (12 PALICKA A), 119.56 km/h
26:56	88 VLAH A Goal centre 9m top centre, 115.83 km/h	7 - 10	-3	
27:07		7 - 11	-4	13 KARLSSON S Goal right wing top right (23 LAGERGREN A), 103.77 km/h
27:47	20 KODRIN T Shot left wing saved top left			
28:38				23 LAGERGREN A Shot centre 6m saved middle left
29:22	88 VLAH A Shot centre 9m saved top left			
29:29				22 PELLAS L Shot fast break saved top left
29:57	23 ZARABEC M Shot centre 9m blocked			32 BERGENDAHL O Block

2nd HALF

Match Time	SLO - Slovenia	Score	Lead	SWE - Sweden
30:00	26 FERLIN K Goalkeeper			12 PALICKA A Goalkeeper
30:28		7 - 12	-5	23 LAGERGREN A Goal breakthrough top left, 105.01 km/h
30:42	44 BOMBAC D Shot centre 6m saved middle right			
30:52		7 - 13	-6	13 KARLSSON S Goal breakthrough bottom right, 88.57 km/h
31:44	27 HORZEN K Shot centre 6m saved middle left			
32:30		7 - 14	-7	23 LAGERGREN A Goal right 9m bottom right, 105.02 km/h
32:41	11 DOLENEC J Shot centre 9m saved bottom left			
33:10	6 MARGUC G 7m caused			2 CARLSBOGARD J 7m received
33:27		7 - 15	-8	22 PELLAS L Goal Penalty shot top left (2 CARLSBOGARD J), 94.22 km/h
33:38	Team timeout			
33:54				5 DARJ M 2-minutes suspension
34:08	44 BOMBAC D Goal centre 6m top right (11 DOLENEC J)	8 - 15	-7	
34:24				32 BERGENDAHL O for 12 PALICKA A Empty goal
34:48				2 CARLSBOGARD J Turnover
34:52				12 PALICKA A for 32 BERGENDAHL O Goalkeeper back
35:10				32 BERGENDAHL O for 12 PALICKA A Empty goal
34:57	26 FERLIN K Goal empty goal bottom centre, 90.50 km/h	9 - 15	-6	
35:28				12 PALICKA A for 2 CARLSBOGARD J Goalkeeper back
35:28				23 LAGERGREN A Shot breakthrough saved bottom centre
35:31	51 MACKOVSEK B 7m received			23 LAGERGREN A 7m caused
35:39	6 MARGUC G Penalty shot post			
36:35		9 - 16	-7	22 PELLAS L Goal left wing bottom right (2 CARLSBOGARD J), 80.15 km/h
37:51	44 BOMBAC D Shot centre 9m saved bottom left			
38:24				24 GOTTFRIDSSON J Turnover
39:21	51 MACKOVSEK B Shot left 9m saved top left			
39:29		9 - 17	-8	13 KARLSSON S Goal fast break bottom left (12 PALICKA A), 114.26 km/h
40:25	88 VLAH A Turnover			
40:31		9 - 18	-9	22 PELLAS L Goal fast break bottom left (13 KARLSSON S), 86.18 km/h
41:30	88 VLAH A Goal centre 9m top left, 107.40 km/h	10 - 18	-8	
42:29				42 JOHANSSON E Shot centre 9m saved top right
42:37	51 MACKOVSEK B Goal left 6m top left (88 VLAH A)	11 - 18	-7	
43:14				23 LAGERGREN A Technical Fault
43:24	19 JOVICIC SLATINSEK Goal left wing top right (88 VLAH A)	12 - 18	-6	
44:25				42 JOHANSSON E Turnover
44:32	17 CEHTE N Shot right 6m missed			
44:46		12 - 19	-7	24 GOTTFRIDSSON J Goal centre 9m top left, 112.59 km/h
45:37	23 ZARABEC M Shot left 6m post			
45:43		12 - 20	-8	5 DARJ M Goal fast break bottom right (24 GOTTFRIDSSON J), 98.83 km/h
46:08	88 VLAH A Goal centre 9m bottom left, 111.34 km/h	13 - 20	-7	
46:17		13 - 21	-8	13 KARLSSON S Goal fast break bottom left (24 GOTTFRIDSSON J), 105.99 km/h
46:30	90 LESJAK U for 26 FERLIN K Goalkeeper Substitution			
46:48	88 VLAH A Goal left 6m middle centre	14 - 21	-7	
47:53		14 - 22	-8	13 KARLSSON S Goal right wing top centre (33 SANDELL L), 44.57 km/h
48:04	51 MACKOVSEK B Goal centre 9m bottom left, 103.19 km/h	15 - 22	-7	
48:12				16 THULIN T for 12 PALICKA A Goalkeeper Substitution
48:17		15 - 23	-8	33 SANDELL L Goal breakthrough top left, 111.03 km/h
48:58	88 VLAH A Goal breakthrough bottom right, 84.83 km/h	16 - 23	-7	
48:58				32 BERGENDAHL O 2-minutes suspension
49:03				5 DARJ M for 16 THULIN T Empty goal
49:26	19 JOVICIC SLATINSEK 2-minutes suspension			
49:42		16 - 24	-8	22 PELLAS L Goal left wing bottom left (42 JOHANSSON E), 93.53 km/h
49:52				16 THULIN T for 42 JOHANSSON E Goalkeeper back
50:02	27 HORZEN K for 90 LESJAK U Empty goal			
50:10	23 ZARABEC M 7m received			5 DARJ M 7m caused

Play by Play
Match No: 51

Hamburg

SLO 22 - 28 SWE
(7 - 11) (15 - 17)

2nd HALF

Match Time	SLO - Slovenia	Score	Lead	SWE - Sweden
50:14	90 LESJAK U for 77 NOVAK D Goalkeeper back			
50:12	88 VLAH A Penalty shot saved middle left			
50:28	77 NOVAK D for 90 LESJAK U Empty goal			
51:28	90 LESJAK U for 51 MACKOVSEK B Goalkeeper back			
51:26	11 DOLENEC J Goal centre 6m bottom right, 86.21 km/h	17 - 24	-7	
52:07				42 JOHANSSON E Turnover
52:39	23 ZARABEC M Turnover			19 CLAAR F Steal
52:47		17 - 25	-8	42 JOHANSSON E Goal fast break top left (19 CLAAR F), 105.38 km/h
53:09	88 VLAH A Shot centre 9m post			
53:48	27 HORZEN K Goal centre 6m top left (23 ZARABEC M), 73.61 km/h	18 - 25	-7	
54:02				33 SANDELL L Technical Fault
54:39	19 JOVICIC SLATINSEK Shot left wing saved middle right			
54:41				Team timeout
55:08		18 - 26	-8	42 JOHANSSON E Goal left 9m top right, 125.13 km/h
55:42	23 ZARABEC M Goal centre 9m bottom left, 112.72 km/h	19 - 26	-7	
56:00				35 NILSSON A for 16 THULIN T Empty goal
56:17				16 THULIN T for 42 JOHANSSON E Goalkeeper back
56:16				19 CLAAR F Shot centre 9m saved middle left
56:29				42 JOHANSSON E for 16 THULIN T Empty goal
56:32	88 VLAH A Goal empty goal bottom centre	20 - 26	-6	
56:58				16 THULIN T for 35 NILSSON A Goalkeeper back
56:56		20 - 27	-7	22 PELLAS L Goal left wing top left (32 BERGENDAHL O), 94.72 km/h
57:00				32 BERGENDAHL O 2-minutes suspension
57:31	Team timeout			
57:52	88 VLAH A Goal left 6m middle left (23 ZARABEC M)	21 - 27	-6	
58:07				35 NILSSON A for 16 THULIN T Empty goal
58:28				16 THULIN T for 35 NILSSON A Goalkeeper back
58:23		21 - 28	-7	2 CARLSBOGARD J Goal breakthrough bottom centre, 72.79 km/h
58:42	23 ZARABEC M Goal centre 6m top left (17 CEHTE N), 107.66 km/h	22 - 28	-6	
58:58				35 NILSSON A for 16 THULIN T Empty goal
59:24				16 THULIN T for 35 NILSSON A Goalkeeper back
59:19				22 PELLAS L Shot left wing saved bottom left
59:49	17 CEHTE N Shot centre 9m post			
60:00				19 CLAAR F Technical Fault

WED 17 JAN 2024
Start Time: 20:30

Main Round Group II

Hamburg

Empty Goal Analysis

Match No: 51

SLO 22 - 28 SWE

(7 - 11) (15 - 17)

Referees: MARIN LORENTE Andreu (ESP) / GARCIA SERRADILLA Ignacio (ESP)

ATTACKS DURING OWN EMPTY GOAL SITUATION

Players on Court	Attacks		Goals		Saves		Missed		Blocked		Post		Turnovers		Scoring Efficiency		Goals Against	
	SLO	SWE	SLO	SWE	SLO	SWE	SLO	SWE	SLO	SWE	SLO	SWE	SLO	SWE	SLO	SWE	SLO	SWE
7 Against 6	1	3	1	1		2									100	33		1
6 Against 6	1	3		1		1	1						1		0	33		1
Others	1	1		1	1										0	100		
Total:	3	7	1	3	1	3	1						1		33	43		2

GOALS/ATTACKS DURING OWN EMPTY GOAL SITUATION - ANALYSIS OF OCCURRENCE (in 5 min intervals)

Players on Court	1st Half												
	0-5		5-10		10-15		15-20		20-25		25-30		
	SLO	SWE	SLO	SWE	SLO	SWE	SLO	SWE	SLO	SWE	SLO	SWE	
7 Against 6													
6 Against 6							0/1						
Others													
Total:							0/1						

Players on Court	2nd Half											
	30-35		35-40		40-45		45-50		50-55		55-60	
	SLO	SWE	SLO	SWE	SLO	SWE	SLO	SWE	SLO	SWE	SLO	SWE
7 Against 6									1/1			1/3
6 Against 6		0/1		0/1								1/1
Others							1/1	0/1				
Total:		0/1		0/1			1/1	1/2				2/4

GOALS/ATTACKS DURING OWN EMPTY GOAL SITUATION - ANALYSIS BY DURATION

Team	<15 sec.	15-30 sec.	30-45 sec.	45-60 sec.	>60 sec.
SLO	0/1			1/1	0/1
SWE		2/5	1/2		

SUBSTITUTION SUMMARY

Players	SLO	SWE
Goalkeeper <-> Goalkeeper	1	1
Court Player <-> Goalkeeper	6	14
Court Player <-> Court Player	85	26
Total:	92	41

WED 17 JAN 2024
Start Time: 20:30

Main Round Group II

Line-Up Analysis
Match No: 51

Hamburg

Attendance: 9.933

SLO 22 - 28 SWE

SLO - Slovenia

Score development								Time Played	G Diff.
17 CEHTE N	20 KODRIN T	23 ZARABEC M	27 HORZEN K	77 NOVAK D	88 VLAH A	90 LESJAK U	0:35	0	
17 CEHTE N	19 JOVICIC SLATINSEK	23 ZARABEC M	27 HORZEN K	77 NOVAK D	88 VLAH A	90 LESJAK U	0:42	0	
3 BLAGOTINSEK B	6 MARGUC G	17 CEHTE N	20 KODRIN T	26 FERLIN K	44 BOMBAC D	88 VLAH A	0:46	0	
3 BLAGOTINSEK B	6 MARGUC G	17 CEHTE N	20 KODRIN T	44 BOMBAC D	88 VLAH A	95 SUHOLEZNIK M	1:00	0	
11 DOLENEC J	19 JOVICIC SLATINSEK	20 KODRIN T	23 ZARABEC M	51 MACKOVSEK B	77 NOVAK D	88 VLAH A	1:00	0	
6 MARGUC G	11 DOLENEC J	20 KODRIN T	26 FERLIN K	27 HORZEN K	44 BOMBAC D	51 MACKOVSEK B	1:03	0	
3 BLAGOTINSEK B	17 CEHTE N	20 KODRIN T	23 ZARABEC M	51 MACKOVSEK B	77 NOVAK D	90 LESJAK U	1:05	0	
6 MARGUC G	11 DOLENEC J	20 KODRIN T	26 FERLIN K	51 MACKOVSEK B	88 VLAH A	95 SUHOLEZNIK M	1:08	0	
3 BLAGOTINSEK B	11 DOLENEC J	20 KODRIN T	23 ZARABEC M	51 MACKOVSEK B	77 NOVAK D	90 LESJAK U	1:12	0	
6 MARGUC G	11 DOLENEC J	19 JOVICIC SLATINSEK	26 FERLIN K	27 HORZEN K	51 MACKOVSEK B	88 VLAH A	2:00	0	
11 DOLENEC J	19 JOVICIC SLATINSEK	20 KODRIN T	23 ZARABEC M	51 MACKOVSEK B	77 NOVAK D	90 LESJAK U	0:26	-1	
6 MARGUC G	17 CEHTE N	20 KODRIN T	26 FERLIN K	44 BOMBAC D	51 MACKOVSEK B	95 SUHOLEZNIK M	0:38	-1	
11 DOLENEC J	20 KODRIN T	23 ZARABEC M	26 FERLIN K	27 HORZEN K	77 NOVAK D	88 VLAH A	0:51	-1	
19 JOVICIC SLATINSEK	20 KODRIN T	23 ZARABEC M	51 MACKOVSEK B	77 NOVAK D	88 VLAH A	90 LESJAK U	1:12	-1	
3 BLAGOTINSEK B	6 MARGUC G	11 DOLENEC J	20 KODRIN T	26 FERLIN K	51 MACKOVSEK B	88 VLAH A	1:13	-1	
3 BLAGOTINSEK B	6 MARGUC G	17 CEHTE N	26 FERLIN K	44 BOMBAC D	51 MACKOVSEK B	88 VLAH A	1:31	-1	
3 BLAGOTINSEK B	6 MARGUC G	17 CEHTE N	20 KODRIN T	23 ZARABEC M	26 FERLIN K	51 MACKOVSEK B	1:31	-1	
6 MARGUC G	11 DOLENEC J	20 KODRIN T	26 FERLIN K	44 BOMBAC D	51 MACKOVSEK B	95 SUHOLEZNIK M	1:32	-1	
3 BLAGOTINSEK B	6 MARGUC G	17 CEHTE N	19 JOVICIC SLATINSEK	26 FERLIN K	44 BOMBAC D	51 MACKOVSEK B	1:40	-1	
6 MARGUC G	11 DOLENEC J	19 JOVICIC SLATINSEK	26 FERLIN K	27 HORZEN K	44 BOMBAC D	51 MACKOVSEK B	2:01	-1	
3 BLAGOTINSEK B	17 CEHTE N	19 JOVICIC SLATINSEK	26 FERLIN K	51 MACKOVSEK B	77 NOVAK D	88 VLAH A	2:03	-1	
3 BLAGOTINSEK B	6 MARGUC G	11 DOLENEC J	20 KODRIN T	23 ZARABEC M	26 FERLIN K	88 VLAH A	4:55	-1	
3 BLAGOTINSEK B	6 MARGUC G	17 CEHTE N	20 KODRIN T	26 FERLIN K	44 BOMBAC D	51 MACKOVSEK B	5:49	-1	
3 BLAGOTINSEK B	6 MARGUC G	11 DOLENEC J	20 KODRIN T	26 FERLIN K	44 BOMBAC D	51 MACKOVSEK B	8:08	-1	
3 BLAGOTINSEK B	6 MARGUC G	17 CEHTE N	20 KODRIN T	26 FERLIN K	51 MACKOVSEK B	88 VLAH A	0:47	-2	

Empty Net								Time Played	GF	GA
3 BLAGOTINSEK B	6 MARGUC G	17 CEHTE N	20 KODRIN T	44 BOMBAC D	88 VLAH A	95 SUHOLEZNIK M	1:00	0	0	
11 DOLENEC J	19 JOVICIC SLATINSEK	20 KODRIN T	23 ZARABEC M	51 MACKOVSEK B	77 NOVAK D	88 VLAH A	1:00	0	0	
17 CEHTE N	20 KODRIN T	23 ZARABEC M	27 HORZEN K	51 MACKOVSEK B	77 NOVAK D	88 VLAH A	0:12	0	0	

Line-Up Analysis

Match No: 51

Hamburg

Attendance: 9.933

SLO 22 - 28 SWE

SWE - Sweden

Lineup efficiency								Time Played	GF	GA
2 CARLSBOGARD J	12 PALICKA A	13 KARLSSON S	22 PELLAS L	23 LAGERGREN A	24 GOTTFRIDSSON J	32 BERGENDAHL O	12:18	7	2	
5 DARJ M	12 PALICKA A	13 KARLSSON S	19 CLAAR F	22 PELLAS L	33 SANDELL L	42 JOHANSSON E	8:27	3	2	
2 CARLSBOGARD J	5 DARJ M	12 PALICKA A	13 KARLSSON S	19 CLAAR F	22 PELLAS L	33 SANDELL L	8:20	1	3	
2 CARLSBOGARD J	5 DARJ M	12 PALICKA A	13 KARLSSON S	22 PELLAS L	23 LAGERGREN A	24 GOTTFRIDSSON J	8:18	6	2	
13 KARLSSON S	16 THULIN T	19 CLAAR F	22 PELLAS L	32 BERGENDAHL O	33 SANDELL L	42 JOHANSSON E	6:08	4	4	
5 DARJ M	12 PALICKA A	13 KARLSSON S	22 PELLAS L	24 GOTTFRIDSSON J	33 SANDELL L	42 JOHANSSON E	3:18	3	2	
5 DARJ M	12 PALICKA A	13 KARLSSON S	19 CLAAR F	22 PELLAS L	23 LAGERGREN A	42 JOHANSSON E	2:25	1	0	
5 DARJ M	12 PALICKA A	13 KARLSSON S	22 PELLAS L	23 LAGERGREN A	24 GOTTFRIDSSON J	42 JOHANSSON E	2:08	0	2	
5 DARJ M	13 KARLSSON S	16 THULIN T	19 CLAAR F	22 PELLAS L	32 BERGENDAHL O	33 SANDELL L	1:10	0	0	
2 CARLSBOGARD J	13 KARLSSON S	16 THULIN T	19 CLAAR F	22 PELLAS L	32 BERGENDAHL O	33 SANDELL L	1:06	1	1	
12 PALICKA A	13 KARLSSON S	19 CLAAR F	22 PELLAS L	32 BERGENDAHL O	33 SANDELL L	42 JOHANSSON E	1:03	1	1	
13 KARLSSON S	19 CLAAR F	22 PELLAS L	32 BERGENDAHL O	33 SANDELL L	35 NILSSON A	42 JOHANSSON E	0:52	0	1	
5 DARJ M	13 KARLSSON S	16 THULIN T	19 CLAAR F	22 PELLAS L	33 SANDELL L	42 JOHANSSON E	0:50	0	1	
5 DARJ M	13 KARLSSON S	19 CLAAR F	22 PELLAS L	32 BERGENDAHL O	33 SANDELL L	42 JOHANSSON E	0:49	1	0	
2 CARLSBOGARD J	5 DARJ M	13 KARLSSON S	22 PELLAS L	23 LAGERGREN A	24 GOTTFRIDSSON J	32 BERGENDAHL O	0:46	0	1	
2 CARLSBOGARD J	13 KARLSSON S	19 CLAAR F	22 PELLAS L	32 BERGENDAHL O	33 SANDELL L	35 NILSSON A	0:41	0	0	
5 DARJ M	12 PALICKA A	13 KARLSSON S	22 PELLAS L	23 LAGERGREN A	24 GOTTFRIDSSON J	32 BERGENDAHL O	0:37	0	0	
2 CARLSBOGARD J	12 PALICKA A	15 WANNE H	22 PELLAS L	23 LAGERGREN A	24 GOTTFRIDSSON J	32 BERGENDAHL O	0:25	0	0	
13 KARLSSON S	16 THULIN T	19 CLAAR F	22 PELLAS L	32 BERGENDAHL O	33 SANDELL L	35 NILSSON A	0:12	0	0	
12 PALICKA A	13 KARLSSON S	19 CLAAR F	22 PELLAS L	23 LAGERGREN A	32 BERGENDAHL O	42 JOHANSSON E	0:07	0	0	

Score development								Time Played	G Diff.
2 CARLSBOGARD J	12 PALICKA A	13 KARLSSON S	22 PELLAS L	23 LAGERGREN A	24 GOTTFRIDSSON J	32 BERGENDAHL O	12:18	+5	
2 CARLSBOGARD J	5 DARJ M	12 PALICKA A	13 KARLSSON S	22 PELLAS L	23 LAGERGREN A	24 GOTTFRIDSSON J	8:18	+4	
5 DARJ M	13 KARLSSON S	19 CLAAR F	22 PELLAS L	32 BERGENDAHL O	33 SANDELL L	42 JOHANSSON E	0:49	+1	
5 DARJ M	12 PALICKA A	13 KARLSSON S	19 CLAAR F	22 PELLAS L	23 LAGERGREN A	42 JOHANSSON E	2:25	+1	
5 DARJ M	12 PALICKA A	13 KARLSSON S	22 PELLAS L	24 GOTTFRIDSSON J	33 SANDELL L	42 JOHANSSON E	3:18	+1	
5 DARJ M	12 PALICKA A	13 KARLSSON S	19 CLAAR F	22 PELLAS L	33 SANDELL L	42 JOHANSSON E	8:27	+1	
12 PALICKA A	13 KARLSSON S	19 CLAAR F	22 PELLAS L	23 LAGERGREN A	32 BERGENDAHL O	42 JOHANSSON E	0:07	0	
13 KARLSSON S	16 THULIN T	19 CLAAR F	22 PELLAS L	32 BERGENDAHL O	33 SANDELL L	35 NILSSON A	0:12	0	
2 CARLSBOGARD J	12 PALICKA A	15 WANNE H	22 PELLAS L	23 LAGERGREN A	24 GOTTFRIDSSON J	32 BERGENDAHL O	0:25	0	
5 DARJ M	12 PALICKA A	13 KARLSSON S	22 PELLAS L	23 LAGERGREN A	24 GOTTFRIDSSON J	32 BERGENDAHL O	0:37	0	
2 CARLSBOGARD J	13 KARLSSON S	19 CLAAR F	22 PELLAS L	32 BERGENDAHL O	33 SANDELL L	35 NILSSON A	0:41	0	
12 PALICKA A	13 KARLSSON S	19 CLAAR F	22 PELLAS L	32 BERGENDAHL O	33 SANDELL L	42 JOHANSSON E	1:03	0	
2 CARLSBOGARD J	13 KARLSSON S	16 THULIN T	19 CLAAR F	22 PELLAS L	32 BERGENDAHL O	33 SANDELL L	1:06	0	
5 DARJ M	13 KARLSSON S	16 THULIN T	19 CLAAR F	22 PELLAS L	32 BERGENDAHL O	33 SANDELL L	1:10	0	
13 KARLSSON S	16 THULIN T	19 CLAAR F	22 PELLAS L	32 BERGENDAHL O	33 SANDELL L	42 JOHANSSON E	6:08	0	
2 CARLSBOGARD J	5 DARJ M	13 KARLSSON S	22 PELLAS L	23 LAGERGREN A	24 GOTTFRIDSSON J	32 BERGENDAHL O	0:46	-1	
5 DARJ M	13 KARLSSON S	16 THULIN T	19 CLAAR F	22 PELLAS L	33 SANDELL L	42 JOHANSSON E	0:50	-1	
13 KARLSSON S	19 CLAAR F	22 PELLAS L	32 BERGENDAHL O	33 SANDELL L	35 NILSSON A	42 JOHANSSON E	0:52	-1	
5 DARJ M	12 PALICKA A	13 KARLSSON S	22 PELLAS L	23 LAGERGREN A	24 GOTTFRIDSSON J	42 JOHANSSON E	2:08	-2	
2 CARLSBOGARD J	5 DARJ M	12 PALICKA A	13 KARLSSON S	19 CLAAR F	22 PELLAS L	33 SANDELL L	8:20	-2	

Empty Net								Time Played	GF	GA
13 KARLSSON S	19 CLAAR F	22 PELLAS L	32 BERGENDAHL O	33 SANDELL L	35 NILSSON A	42 JOHANSSON E	0:52	0	1	
5 DARJ M	13 KARLSSON S	19 CLAAR F	22 PELLAS L	32 BERGENDAHL O	33 SANDELL L	42 JOHANSSON E	0:49	1	0	
2 CARLSBOGARD J	5 DARJ M	13 KARLSSON S	22 PELLAS L	23 LAGERGREN A	24 GOTTFRIDSSON J	32 BERGENDAHL O	0:46	0	1	
2 CARLSBOGARD J	13 KARLSSON S	19 CLAAR F	22 PELLAS L	32 BERGENDAHL O	33 SANDELL L	35 NILSSON A	0:41	0	0	

Legend:
G Diff. Goals Difference