

Start List

Match No: 48

DEN - NOR

Referees: KONJICANIN Dino (BIH) / KONJICANIN Amar (BIH)
Reserve: PAVICEVIC Ivan (MNE) / RAZNATOVIC Milos (MNE)
EHF Observer: REISINGER Gerhard (AUT)

EHF Supervisor: VIZITIU Nicolae (MDA)
Timekeeper: JOCHUMSEN Jan Kirk (DEN)
Scorekeeper: MATHIASSEN Henrik (DEN)

DEN - Denmark

No.	Name	Pos.	Height m	Int. Matches		Competition Statistics							
				MP	G	MP	G	7mG	YC	2Min	RC	S	7mS
12	NIELSEN Emil	GK	1.95	76	6	6						59	4
20	MØLLER Kevin	GK	2.00	102	8	6						19	1
3	KIRKELØKKE Niclas	RB	1.95	115	215	6	11			2			
4	LANDIN Magnus	LW	2.00	169	307	6	7						
7	JAKOBSEN Emil	LW	1.90	108	394	6	28	18					
15	SAUGSTRUP Magnus	P	1.95	113	214	6	8			2			
19	GIDSEL Mathias	RB	1.90	103	639	6	47						
22	MENSAH Mads	CB	1.88	222	339	4				1			
26	HANSEN Jóhan	RW	1.90	116	211	5	9	2					
28	ANDERSSON Lasse	LB	1.96	94	129	6	7						
33	BERGHOLT Emil	P	1.90	31	15	6	2				3		
34	HALD Simon	P	2.03	120	122	6	4				4		
38	HOXER Mads	RB	1.95	18	42	6	16						
42	ARNOLDBSEN Thomas	CB	1.94	30	73								
43	PYTLICK Simon	CB	1.93	68	332	6	45						
64	MØLLER Lasse	LB	1.99	26	30	5	3						
(NN)	ANDERSEN Frederik	RW	1.86	6	10	1							
(NN)	LAUGE Rasmus	CB	1.95	192	480	6	13		1	2			
(NN)	SVANE Mads	CB	1.85	3	6	1							
Headcoach		JACOBSEN Nikolaj		Bench/Team									

DEN Played		
PR	MKD	36- 24
PR	ROU	39- 24
PR	POR	29- 31
MR	FRA	32- 29
MR	ESP	36- 31
MR	GER	31- 26
MR	NOR	28 JAN

NOR - Norway

No.	Name	Pos.	Height m	Int. Matches		Competition Statistics							
				MP	G	MP	G	7mG	YC	2Min	RC	S	7mS
1	HAUG Robin	GK	1.94	13	0	6						24	4
30	BERGERUD Torbjørn	GK	2.00	173	0	6						57	1
3	ECK AGA Vetle	P	1.90	80	4	6			1	2			
5	SAGOSEN Sander	LB	1.95	192	934	6	27						
10	RØNNINGEN Vetle	P	2.04	13	3	6				3			
22	GRØNDAHL Tobias	CB	1.82	64	216	6	19	3					
25	HOVDE Martin	P	2.01	8	15	6	11		1	2			
29	FREDRIKSEN Magnus	CB	1.88	34	19	6	4			2			
31	LIEN Kasper Thorsen	RW	1.94	38	59	6	7						
32	SOLSTAD Thomas	P	1.94	55	95	6	11				1		
35	ANDERSON Patrick	RB	1.93	15	52	6	27				1		
40	PEDERSEN August	LW	1.80	25	77	6	43	10	1	1			
43	LYSE Simen	LB	1.95	46	136	6	13				1		
44	GULLIKSEN Kevin	RW	1.79	114	211	6	26				2		
45	SCHØNNINGSEN Simen	RB	1.91	13	20	6	5						
71	BLONZ Alexandre	LW	1.89	104	271	6	7	2					
(NN)	AAR William	LB	1.99	34	47								
(NN)	JAKOBSEN Henrik	P	1.96	62	62								
(NN)	SETTERBLOM Gabriel	RB	1.95	18	34								
Headcoach		WILLE Jonas		Bench/Team									

NOR Played		
PR	UKR	39- 22
PR	CZE	29- 25
PR	FRA	34- 38
MR	ESP	35- 34
MR	GER	28- 30
MR	POR	35- 35
MR	DEN	28 JAN

Notes:

Players below the bold line are not playing in this match.

Legend:

(NN)	Not nominated	2Min	2-Minute Suspensions	7mG	7-metre Goals	7mS	7-metre Saves
CB	Centre Back	G	Goals	GK	Goalkeeper	LB	Left Back
LW	Left Wing	MP	Matches Played	MR	Main Round	P	Line Player
Pos	Position	PR	Preliminary Round	RB	Right Back	S	Saves
RC	Red Cards (Direct and after 3rd 2-Minute Suspension)			RW	Right Wing		
YC	Yellow Cards						

OFFICIAL PARTNERS



EHF PARTNERS



NATIONAL SUPPLIERS



Results

Match No: 48

DEN 38 - 24 NOR

(19 - 16) (19 - 8)

Herning

Attendance: 15,000

Referees: KONJICANIN Dino (BIH) / KONJICANIN Amar (BIH)

Denmark

Coach: JACOBSEN Nikolaj

Time outs: 2

No.	Name	Total		Goals / Shots							Punishments			TP		
		G/S	%	7m	6m	Wing	BT	FB	FTO	9m	EG	YC	RC		2M	
3	KIRKELOKKE Niclas	3/4	75			2/2		1/2								30:00
4	LANDIN Magnus															30:00
7	JAKOBSEN Emil	7/8	88	5/5	0/1	1/1		1/1								27:03
12	NIELSEN Emil															45:19
15	SAUGSTRUP Magnus	3/3	100		2/2						1/1					40:57
19	GIDSEL Mathias	7/8	88				2/2		2/2	2/3	1/1			1		47:13
20	MOLLER Kevin															10:27
22	MENSAH Mads	2/2	100					1/1		1/1						11:15
26	HANSEN Johan	3/3	100			3/3										13:45
28	ANDERSSON Lasse															9:16
33	BERGHOLT Emil											1				24:18
34	HALD Simon	1/1	100		1/1									1		29:04
38	HOXER Mads	3/5	60				1/2			2/3						25:39
42	ARNOLDSSEN Thomas	3/5	60				1/3			1/1	1/1					23:17
43	PYTLICK Simon	6/10	60		2/2		2/3			2/5				1		37:39
64	MOLLER Lasse	0/1	0							0/1						8:48
Totals		38/50	76	5/5	5/6	6/6	6/10	3/4	2/2	8/14	3/3	1		3		60:00

No.	Name	Total		Saves / Shots						
		S/S	%	7m	6m	Wing	BT	FB	FTO	9m
12	NIELSEN Emil	10/29	34	0/3		1/4	2/7	1/1	0/2	6/12
20	MOLLER Kevin	4/7	57	1/2		1/1	1/2			1/2
EG		2								
Totals		14/38	37	1/5		2/5	3/9	1/1	0/2	7/14

Norway

Coach: WILLE Jonas

Time outs: 3

No.	Name	Total		Goals / Shots							Punishments			TP		
		G/S	%	7m	6m	Wing	BT	FB	FTO	9m	EG	YC	RC		2M	
1	HAUG Robin															15:16
3	ECK AGA Vette															
5	SAGOSEN Sander	2/10	20				0/2		0/1	2/7						34:12
10	RONNINGEN Vette													1		31:07
22	GRONDAHL Tobias	6/10	60				3/3			3/7						21:26
25	HOVDE Martin	1/2	50		0/1						1/1					44:10
29	FREDRIKSEN Magnus	0/1	0							0/1						13:03
30	BERGERUD Torbjorn															36:20
31	LIEN Kasper Thorsen	1/1	100						1/1							59:12
32	SOLSTAD Thomas															24:05
35	ANDERSON Patrick	5/11	45			1/1	2/3			1/1	1/6			1		36:20
40	PEDERSEN August	6/9	67	4/5		2/3		0/1								46:42
43	LYSE Simen	2/2	100							1/1	1/1					28:08
44	GULLIKSEN Kevin															0:43
45	SCHONNINGSEN Simen	1/1	100				1/1									14:06
71	BLONZ Alexandre	0/1	0			0/1										11:10
Totals		24/48	50	4/5	0/1	3/5	6/9	0/1	2/3	7/22	2/2			2		60:00

No.	Name	Total		Saves / Shots						
		S/S	%	7m	6m	Wing	BT	FB	FTO	9m
1	HAUG Robin	1/14	7	0/3	0/1	0/1	1/4	0/2		0/3
30	BERGERUD Torbjorn	7/29	24	0/2	1/5	0/5	2/5	0/1	0/2	4/9
EG		3								
Totals		8/46	17	0/5	1/6	0/6	3/9	0/3	0/2	4/12

Attacks

Team:	All		Player Majority		Player Minority		Position Attacks		FB		Ind. FB		Team FB		Att. Dur. (min)	Turnover		
	G/Att.	%	G/Att.	%	G/Att.	%	G/Att.	%	G/Att.	%	G/Att.	%	G/Att.	%		All	%	TOFB
DEN	38/53	72	4/4	100	2/5	40	30/44	68	3/4	75	1/1	100	2/3	67	0:32	5	9	0
NOR	24/52	46	3/7	43	1/2	50	20/46	43	0/1	0			0/1	0	0:35	10	19	0

Legend:

%	Efficiency	2M	2-Minute Suspensions	7m	7-metre Penalty Shots	9m	9-metre Shots
Att. Dur.	Average Attack Duration	BT	Breakthroughs	FB	Fast Breaks	FTO	Fast Throw off
G/Att.	Goals/Attacks	G/S	Goals/Shots	No.	Uniform Number		
RC	Red Cards (Direct and after Third 2-Minute Suspension)	S/S	Saves/Shots	TP	Time Played		
TOFB	Turnover during Fast Breaks						

RUNNING SCORE

DEN - NOR	
1st Half	
GRONDAHL T	0 (2) 1
HANSEN J	1 (3) 1
ANDERSON P	1 (3) 2
PYTLICK S	2 (3) 2
GRONDAHL T	2 (4) 3
JAKOBSEN E	3 (5) 3
PEDERSEN A	3 (6) 4
PYTLICK S	4 (7) 4
ANDERSON P	4 (7) 5
GIDSEL M	5 (7) 5
JAKOBSEN E	6 (8) 5
SAGOSEN S	6 (9) 6
GIDSEL M	7 (9) 6
PEDERSEN A	7 (10) 7
PEDERSEN A	7 (11) 8
LYSE S	7 (12) 9
HOVDE M	7 (13) 10
PYTLICK S	8 (14) 10
HOXER M	9 (15) 10
PEDERSEN A	9 (16) 11
HANSEN J	10 (17) 11
GRONDAHL T	10 (18) 12
HANSEN J	11 (18) 12
ANDERSON P	11 (19) 13
HOXER M	12 (20) 13
PYTLICK S	13 (21) 13
ARNOLDSSEN T	14 (24) 13
GIDSEL M	15 (25) 13
GRONDAHL T	15 (26) 14
JAKOBSEN E	16 (27) 14
ANDERSON P	16 (28) 15
PYTLICK S	17 (28) 15
GRONDAHL T	17 (28) 16
JAKOBSEN E	18 (29) 16
GIDSEL M	19 (30) 16

2nd Half	
JAKOBSEN E	20 (32) 16
GIDSEL M	21 (33) 16
KIRKELOKKE N	22 (33) 16
PEDERSEN A	22 (34) 17
LYSE S	23 (36) 17
SAUGSTRUP M	23 (37) 18
LYSE S	23 (37) 18
GIDSEL M	24 (38) 18
GIDSEL M	25 (41) 18
ANDERSON P	25 (41) 19
PYTLICK S	26 (42) 19
LIEN KT	26 (42) 20
KIRKELOKKE N	27 (42) 20
PEDERSEN A	27 (43) 21
JAKOBSEN E	28 (44) 21
JAKOBSEN E	29 (45) 21
SAUGSTRUP M	30 (49) 21
GRONDAHL T	30 (50) 22
ARNOLDSSEN T	31 (50) 22
HOXER M	32 (52) 22
ARNOLDSSEN T	33 (54) 22
SAUGSTRUP M	34 (55) 22
MENSAH M	35 (57) 22
MENSAH M	36 (58) 22
SAGOSEN S	36 (58) 23
HALD S	37 (59) 23
SCHONNINGSEN S	37 (60) 24
KIRKELOKKE N	38 (60) 24

OFFICIAL PARTNERS



EHF PARTNERS



NATIONAL SUPPLIERS



Match Team Statistics

Herning

Match No: 48

DEN 38 - 24 NOR

(19 - 16) (19 - 8)

Referees: KONJICANIN Dino (BIH) / KONJICANIN Amar (BIH)

DEN - Denmark

Coach: JACOBSEN Nikolaj

Time outs: 2

No.	Name	Total		All Goals / Shots								Punishments				Offence			Defence			TP	
		G/S	%	7m	7m%	6m	Wing	BT	FB	FTO	9m	EG	YC	RC	2M	2+2	AS	R7	TO/TF	ST	BS		P7
3	KIRKELOKKE Niclas	3/4	75				2/2		1/2								1	1		1		1	30:00
4	LANDIN Magnus																1		/ 1	1		2	30:00
7	JAKOBSEN Emil	7/8	88	5/5	100	0/1	1/1		1/1								1						27:03
12	NIELSEN Emil																						45:19
15	SAUGSTRUP Magnus	3/3	100			2/2					1/1										3		40:57
19	GIDSEL Mathias	7/8	88					2/2		2/2	2/3	1/1		1		7	1	/ 1			1		47:13
20	MOLLER Kevin																						10:27
22	MENSAH Mads	2/2	100						1/1		1/1						1				1		11:15
26	HANSEN Jóhan	3/3	100				3/3																13:45
28	ANDERSSON Lasse																	1					9:16
33	BERGHOLT Emil												1								1		24:18
34	HALD Simon	1/1	100			1/1								1									29:04
38	HOXER Mads	3/5	60					1/2			2/3						1					1	25:39
42	ARNOLDBSEN Thomas	3/5	60					1/3			1/1	1/1				3	1				1		23:17
43	PYTLICK Simon	6/10	60			2/2		2/3			2/5			1		2	2	1			1		37:39
64	MOLLER Lasse	0/1	0								0/1						1						8:48
Bench/Team																							1
Totals		38/50	76	5/5	100	5/6	6/6	6/10	3/4	2/2	8/14	3/3	1		3		18	5	2 / 3		5	4	5

No.	Name	Total		All Saves / Shots											
		S/S	%	7m	7m%	Near Shots				FB	FTO	9m	9m%		
				All	All%	6m	Wing	BT							
12	NIELSEN Emil	10/29	34	0/3	0	3/11	27		1/4	2/7	1/1	0/2	6/12	50	
20	MOLLER Kevin	4/7	57	1/2	50	2/3	67		1/1	1/2			1/2	50	
EG		2													
Totals		14/38	37	1/5	20	5/14	36		2/5	3/9	1/1	0/2	7/14	50	

Attacks

Team	All		Player Majority		Player Minority		Position Attacks		FB		Ind. FB		Team FB		Att. Dur. (min)	Turnover		
	G/Att.	%	G/Att.	%	G/Att.	%	G/Att.	%	G/Att.	%	G/Att.	%	G/Att.	%		All	%	TOFB
DEN	38/53	72	4/4	100	2/5	40	30/44	68	3/4	75	1/1	100	2/3	67	0:32	5	9	0

Team Shots

	Goals	Saves	Missed	Post	Blocked	Total	G/S %	Prop %
6m Shots	5	1				6	83	12
Wing Shots	6					6	100	12
L R	1 5					1 5	100 100	2 10
9m Shots	8	4			2	14	57	28
L C R	2 6	4			1 1	2 11 1	100 55 0	4 22 2
7m Penalty Throws	5					5	100	10
Fast Breaks	3			1		4	75	8
Breakthroughs	6	3		1		10	60	20
Fast Throw Offs	2					2	100	4
Empty Goals	3					3	100	6
Totals	38	8		2	2	50	76	100

Legend:			
%	Efficiency	2M	2-Minute Suspensions
9m	9-metre Shots	2+2	2+2 Minute Suspensions
C	Center	Att. Dur.	Average Attack Duration
G/S	Goals/Shots	6m	6-metre Shots
R7	Received 7-metre Fouls	AS	Assists
ST	Steals	Att. Dur.	Average Attack Duration
Wing	Wing Shots	BS	Blocked Shots
		BT	Breakthroughs
		FB	Fast Breaks
		FTO	Fast Throw off
		EG	Empty Goal
		L	Left
		P7	Penalty 7-metre Fouls
		R	Right
		RC	Red Cards (Direct and after 3rd 2-Minute Suspension)
		TO/TF	Turnover/Technical Fouls
		TOFB	Turnover during Fast Breaks
		S/S	Saves/Shots
		TP	Time Played
		YC	Yellow Cards

OFFICIAL PARTNERS



EHF PARTNERS



NATIONAL SUPPLIERS



Main Round Group I

Match Team Statistics

Herning

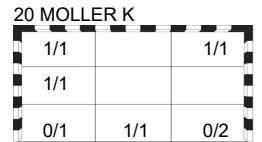
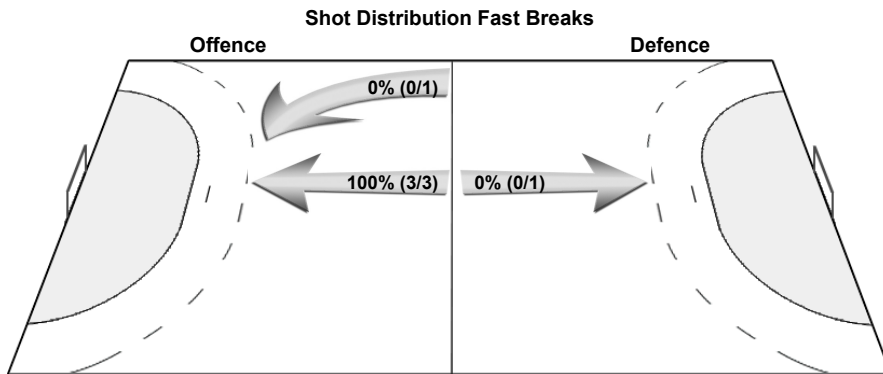
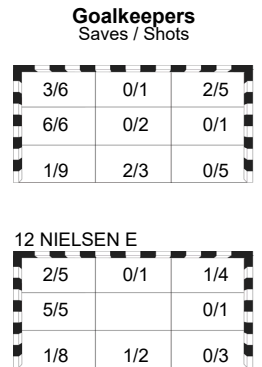
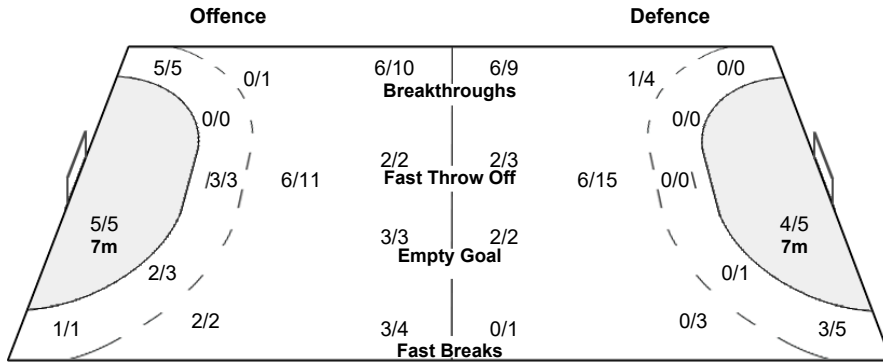

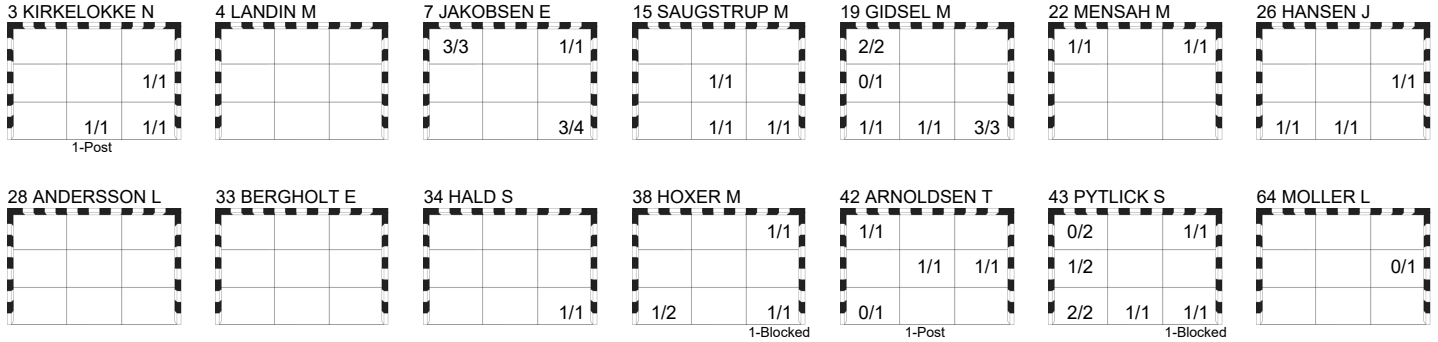
Match No: 48

DEN 38 - 24 NOR
(19 - 16) (19 - 8)

Referees: KONJICANIN Dino (BIH) / KONJICANIN Amar (BIH)

DEN - Denmark

Overview of Shot Distribution



OFFICIAL PARTNERS



EHF PARTNERS



NATIONAL SUPPLIERS



Main Round Group I

Match Team Statistics

Herning

Match No: 48

DEN 38 - 24 NOR

(19 - 16) (19 - 8)

Referees: KONJICANIN Dino (BIH) / KONJICANIN Amar (BIH)

NOR - Norway Coach: WILLE Jonas

Time outs: 3

No.	Name	Total		All Goals / Shots							Punishments				Offence			Defence			TP		
		G/S	%	7m	7m%	6m	Wing	BT	FB	FTO	9m	EG	YC	RC	2M	2+2	AS	R7	TO/TF	ST		BS	P7
1	HAUG Robin																						15:16
3	ECK AGA Vette																						
5	SAGOSEN Sander	2/10	20					0/2		0/1	2/7					4	2	3				1	34:12
10	RONNINGEN Vette													1							1		31:07
22	GRONDAHL Tobias	6/10	60					3/3			3/7							1					21:26
25	HOVDE Martin	1/2	50			0/1						1/1											44:10
29	FREDRIKSEN Magnus	0/1	0								0/1							1					13:03
30	BERGERUD Torbjorn																						36:20
31	LIEN Kasper Thorsen	1/1	100							1/1							1	1			1		59:12
32	SOLSTAD Thomas																						24:05
35	ANDERSON Patrick	5/11	45				1/1	2/3		1/1	1/6			1		2	2	1				2	36:20
40	PEDERSEN August	6/9	67	4/5	80		2/3		0/1							1						1	46:42
43	LYSE Simen	2/2	100								1/1	1/1				1		2			1	1	28:08
44	GULLIKSEN Kevin																						0:43
45	SCHONNINGSEN Simen	1/1	100					1/1										1	1				14:06
71	BLONZ Alexandre	0/1	0				0/1																11:10
Totals		24/48	50	4/5	80	0/1	3/5	6/9	0/1	2/3	7/22	2/2			2		9	5	9	1	1	2	5

No.	Name	Total		All Saves / Shots										
		S/S	%	7m	7m%	Near Shots			FB	FTO	9m	9m%		
				All	All%	6m	Wing	BT						
1	HAUG Robin	1/14	7	0/3	0	1/6	17	0/1	0/1	1/4	0/2	0/3	0	
30	BERGERUD Torbjorn	7/29	24	0/2	0	3/15	20	1/5	0/5	2/5	0/1	0/2	4/9	44
EG		3												
Totals		8/46	17	0/5	0	4/21	19	1/6	0/6	3/9	0/3	0/2	4/12	33

Attacks

Team	All		Player Majority		Player Minority		Position Attacks		FB		Ind. FB		Team FB		Att. Dur. (min)	Turnover		
	G/Att.	%	G/Att.	%	G/Att.	%	G/Att.	%	G/Att.	%	G/Att.	%	G/Att.	%		All	%	TOFB
NOR	24/52	46	3/7	43	1/2	50	20/46	43	0/1	0			0/1	0	0:35	10	19	0

Team Shots

	Goals	Saves	Missed	Post	Blocked	Total	G/S %	Prop %
6m Shots				1		1	0	2
Wing Shots	3	2				5	60	10
L R	3	2				5	60	10 0
9m Shots	7	7	2	2	4	22	32	46
L C R	6 1	2 3 2	1 1	2	1 3	3 15 4	0 40 25	6 31 8
7m Penalty Throws	4	1				5	80	10
Fast Breaks		1				1	0	2
Breakthroughs	6	3				9	67	19
Fast Throw Offs	2			1		3	67	6
Empty Goals	2					2	100	4
Totals	24	14	2	4	4	48	50	100

Legend:			
%	Efficiency	2M	2-Minute Suspensions
9m	9-metre Shots	AS	Assists
C	Center	EG	Empty Goal
G/S	Goals/Shots	Ind.	Individual
R7	Received 7-metre Fouls	R	Right
ST	Steals	TO/TF	Turnover/Technical Fouls
Wing	Wing Shots	YC	Yellow Cards
2+2	2+2 Minute Suspensions	6m	6-metre Shots
Att. Dur.	Average Attack Duration	BS	Blocked Shots
FB	Fast Breaks	FTO	Fast Throw off
L	Left	P7	Penalty 7-metre Fouls
RC	Red Cards (Direct and after 3rd 2-Minute Suspension)	Prop %	Proportion of Shots
TOFB	Turnover during Fast Breaks	S/S	Saves/Shots
		TP	Time Played

OFFICIAL PARTNERS



EHF PARTNERS



NATIONAL SUPPLIERS



Main Round Group I

Match Team Statistics

Herning

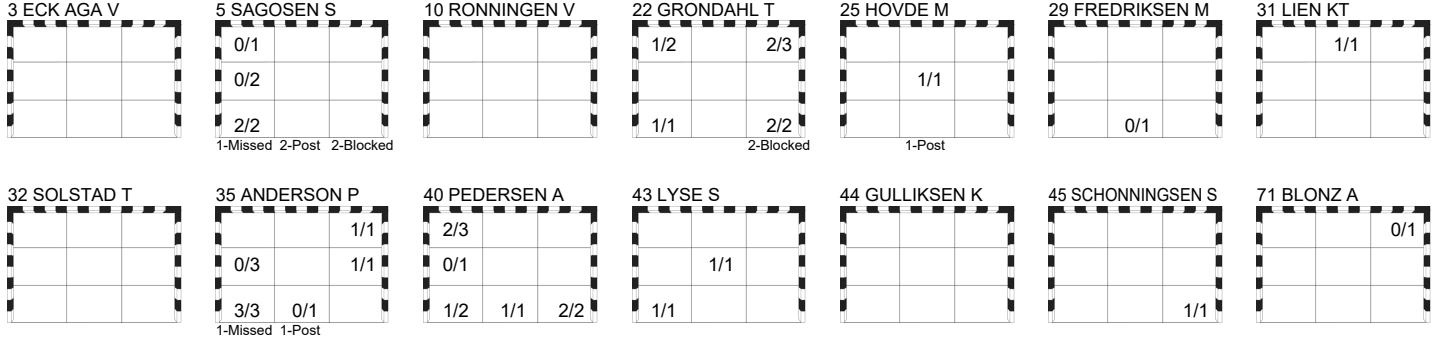
Match No: 48

DEN 38 - 24 NOR
(19 - 16) (19 - 8)

Referees: KONJICANIN Dino (BIH) / KONJICANIN Amar (BIH)

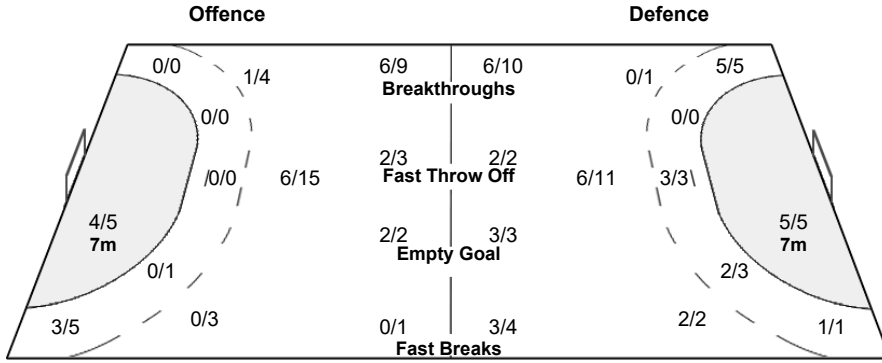
NOR - Norway

Overview of Shot Distribution



Team
Goals / Shots

3/6	1/1	3/5
0/6	2/2	1/1
8/9	1/3	5/5
2-Missed	4-Post	4-Blocked

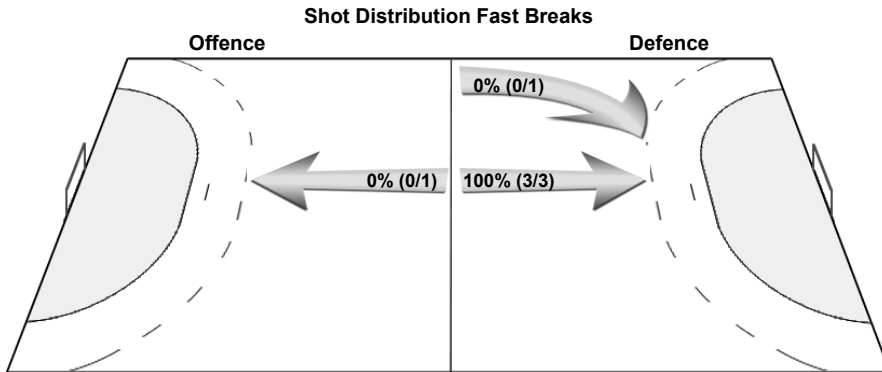


Goalkeepers
Saves / Shots

2/9	0/4
2/3	0/2
2/7	0/5
1/12	1/12

1 HAUG R

0/3	0/2
1/2	
0/1	0/5



30 BERGERUD T

2/6	0/2
1/1	1/4
2/6	0/3
	1/7

OFFICIAL PARTNERS



EHF PARTNERS



NATIONAL SUPPLIERS



Match No: 48

Play by Play

DEN 38 - 24 NOR

(19 - 16) (19 - 8)

Referees: KONJICANIN Dino (BIH) / KONJICANIN Amar (BIH)

DEN 3 KIRKELOKKE Niclas	4 LANDIN Magnus	7 JAKOBSEN Emil	A VILHELMSSEN Keld
12 NIELSEN Emil	15 SAUGSTRUP Magnus	19 GIDSEL Mathias	B JACOBSEN Nikolaj
20 MOLLER Kevin	22 MENSAH Mads	26 HANSEN Jóhan	C KRONBORG Henrik
28 ANDERSSON Lasse	33 BERGHOLT Emil	34 HALD Simon	D GREVE Anja
38 HOXER Mads	42 ARNOLDSSEN Thomas	43 PYTLICK Simon	E BRUUN Michael
64 MOLLER Lasse			
NOR 1 HAUG Robin	3 ECK AGA Vette	5 SAGOSEN Sander	A EGE Steinar
10 RONNINGEN Vette	22 GRONDAHL Tobias	25 HOVDE Martin	B WILLE Jonas
29 FREDRIKSEN Magnus	30 BERGERUD Torbjorn	31 LIEN Kasper Thorsen	C BOQUIST Martin
32 SOLSTAD Thomas	35 ANDERSON Patrick	40 PEDERSEN August	D MARKUSSEN Harald
43 LYSE Simen	44 GULLIKSEN Kevin	45 SCHONNINGSEN Simen	E SODAL Beate
71 BLONZ Alexandre			

1st HALF

Match Time	DEN - Denmark	Score	Lead	NOR - Norway
0:00	12 NIELSEN E Goalkeeper			30 BERGERUD T Goalkeeper
0:54	43 PYTLICK S Shot centre 9m saved top left			
1:30	33 BERGHOLT E Warning (yellow card)			
1:51		0 - 1	-1	22 GRONDAHL T Goal centre 9m top right, 97.49 km/h
2:37	26 HANSEN J Goal right wing bottom centre (19 GIDSEL M), 102.13 km/h	1 - 1	0	
2:48		1 - 2	-1	35 ANDERSON P Goal left wing bottom left, 125.55 km/h
2:57	43 PYTLICK S Goal breakthrough bottom left, 91.13 km/h	2 - 2	0	
3:29		2 - 3	-1	22 GRONDAHL T Goal centre 9m bottom left, 106.31 km/h
4:00	19 GIDSEL M 7m received			5 SAGOSEN S 7m caused
4:00				1 HAUG R for 30 BERGERUD T Goalkeeper Substitution
4:12	7 JAKOBSEN E Goal Penalty shot top left (19 GIDSEL M), 83.28 km/h	3 - 3	0	
4:47				30 BERGERUD T for 1 HAUG R Goalkeeper Substitution
5:10	38 HOXER M 7m caused			5 SAGOSEN S 7m received
5:30		3 - 4	-1	40 PEDERSEN A Goal Penalty shot top left (5 SAGOSEN S), 101.37 km/h
6:05	43 PYTLICK S Goal left 6m bottom left, 86.43 km/h	4 - 4	0	
6:39		4 - 5	-1	35 ANDERSON P Goal right 9m top right, 104.70 km/h
6:45	19 GIDSEL M Goal fast throw off bottom right, 90.13 km/h	5 - 5	0	
6:58	4 LANDIN M Steal			5 SAGOSEN S Turnover
7:35	43 PYTLICK S 7m received			35 ANDERSON P 7m caused
7:35				1 HAUG R for 30 BERGERUD T Goalkeeper Substitution
7:43	7 JAKOBSEN E Goal Penalty shot top right (43 PYTLICK S)	6 - 5	+1	
8:24				30 BERGERUD T for 1 HAUG R Goalkeeper Substitution
8:46		6 - 6	0	5 SAGOSEN S Goal centre 9m bottom left, 97.91 km/h
8:53	19 GIDSEL M Goal fast throw off bottom right, 99.51 km/h	7 - 6	+1	
9:38		7 - 7	0	40 PEDERSEN A Goal left wing bottom right (5 SAGOSEN S), 103.16 km/h
10:29	28 ANDERSSON L Turnover			31 LIEN KT Steal
10:35	19 GIDSEL M 7m caused			31 LIEN KT 7m received
10:35	19 GIDSEL M 2-minutes suspension			
10:39		7 - 8	-1	40 PEDERSEN A Goal Penalty shot bottom left (31 LIEN KT), 97.56 km/h
10:56	26 HANSEN J for 12 NIELSEN E Empty goal			
11:21	38 HOXER M Shot breakthrough saved bottom left			
11:25	12 NIELSEN E for 26 HANSEN J Goalkeeper back			
11:31	26 HANSEN J for 12 NIELSEN E Empty goal			
11:55	38 HOXER M Shot right 9m blocked			43 LYSE S Block
11:57		7 - 9	-2	43 LYSE S Goal empty goal middle centre, 80.64 km/h
11:57	12 NIELSEN E for 26 HANSEN J Goalkeeper back			
12:04	26 HANSEN J for 12 NIELSEN E Empty goal			
12:35	43 PYTLICK S Turnover			

OFFICIAL PARTNERS



EHF PARTNERS



NATIONAL SUPPLIERS



Play by Play

DEN 38 - 24 NOR

(19 - 16) (19 - 8)

1st HALF

Match Time	DEN - Denmark	Score	Lead	NOR - Norway
12:40		7 - 10	-3	25 HOVDE M Goal empty goal middle centre (35 ANDERSON P), 64.85 km/h
12:40	12 NIELSEN E for 26 HANSEN J Goalkeeper back			
12:43	Team timeout			
13:02	43 PYTLICK S Goal left 9m bottom right, 95.62 km/h	8 - 10	-2	
14:03	15 SAUGSTRUP M Block			22 GRONDAHL T Shot centre 9m blocked
14:13	38 HOXER M Goal centre 9m top right, 109.73 km/h	9 - 10	-1	
14:24				35 ANDERSON P Shot right 9m saved middle left
15:15	19 GIDSEL M Shot centre 9m saved middle left			
15:30	4 LANDIN M 7m caused			35 ANDERSON P 7m received
15:50		9 - 11	-2	40 PEDERSEN A Goal Penalty shot bottom centre (35 ANDERSON P), 82.56 km/h
16:28	26 HANSEN J Goal right wing middle right (19 GIDSEL M), 91.61 km/h	10 - 11	-1	
17:06		10 - 12	-2	22 GRONDAHL T Goal centre 9m top right, 116.36 km/h
17:16				10 RONNINGEN V 2-minutes suspension
17:16	19 GIDSEL M for 12 NIELSEN E Empty goal			
17:49	26 HANSEN J Goal right wing bottom left (19 GIDSEL M), 103.53 km/h	11 - 12	-1	
17:52	12 NIELSEN E for 38 HOXER M Goalkeeper back			
18:04				22 GRONDAHL T for 30 BERGERUD T Empty goal
18:28		11 - 13	-2	35 ANDERSON P Goal breakthrough middle right, 103.26 km/h
18:30				30 BERGERUD T for 22 GRONDAHL T Goalkeeper back
18:54	26 HANSEN J for 12 NIELSEN E Empty goal			
19:11	38 HOXER M Goal breakthrough bottom right, 79.10 km/h	12 - 13	-1	
19:13	12 NIELSEN E for 19 GIDSEL M Goalkeeper back			
20:08				35 ANDERSON P Shot centre 9m saved bottom centre
20:23	43 PYTLICK S Goal left 6m bottom centre, 95.17 km/h	13 - 13	0	
20:56				22 GRONDAHL T Shot centre 9m saved top right
21:40	19 GIDSEL M Technical Fault			
22:04				35 ANDERSON P Shot breakthrough saved middle left
22:15	4 LANDIN M Technical Fault			
22:27				43 LYSE S Turnover
23:06	42 ARNOLDSEN T Goal breakthrough middle right, 107.69 km/h	14 - 13	+1	
23:16				Team timeout
23:16				1 HAUG R for 30 BERGERUD T Goalkeeper Substitution
23:41	33 BERGHOLT E Block			22 GRONDAHL T Shot centre 9m blocked
23:46	4 LANDIN M 7m caused			35 ANDERSON P 7m received
23:46	20 MOLLER K for 12 NIELSEN E Goalkeeper Substitution			
23:53				40 PEDERSEN A Penalty shot saved top left
24:30	12 NIELSEN E for 20 MOLLER K Goalkeeper Substitution			
24:47	19 GIDSEL M Goal centre 9m top left, 109.65 km/h	15 - 13	+2	
25:10				25 HOVDE M for 1 HAUG R Empty goal
25:22		15 - 14	+1	22 GRONDAHL T Goal breakthrough bottom right, 114.40 km/h
25:25				1 HAUG R for 5 SAGOSEN S Goalkeeper back
26:05	42 ARNOLDSEN T 7m received			43 LYSE S 7m caused
26:21	7 JAKOBSEN E Goal Penalty shot bottom right (42 ARNOLDSEN T), 107.51 km/h	16 - 14	+2	
26:50				5 SAGOSEN S for 1 HAUG R Empty goal
27:13		16 - 15	+1	35 ANDERSON P Goal breakthrough bottom left, 95.50 km/h
27:14				1 HAUG R for 25 HOVDE M Goalkeeper back
27:23	43 PYTLICK S Goal breakthrough middle left, 86.14 km/h	17 - 15	+2	
27:32				25 HOVDE M for 1 HAUG R Empty goal
27:52		17 - 16	+1	22 GRONDAHL T Goal breakthrough top left, 100.15 km/h
27:55				1 HAUG R for 5 SAGOSEN S Goalkeeper back
28:29	43 PYTLICK S 7m received			35 ANDERSON P 7m caused
28:29				35 ANDERSON P 2-minutes suspension

OFFICIAL PARTNERS



EHF PARTNERS



NATIONAL SUPPLIERS



Match No: 48

Play by Play

DEN 38 - 24 NOR

(19 - 16) (19 - 8)

1st HALF

Match Time	DEN - Denmark	Score	Lead	NOR - Norway
28:29				30 BERGERUD T for 1 HAUG R Goalkeeper Substitution
28:29	7 JAKOBSEN E Goal Penalty shot bottom right (43 PYTLICK S), 109.47 km/h	18 - 16	+2	
28:48				45 SCHONNINGSEN S for 30 BERGERUD T Empty goal
29:32				45 SCHONNINGSEN S Turnover
29:39	19 GIDSEL M Goal empty goal bottom centre (4 LANDIN M), 98.74 km/h	19 - 16	+3	
29:39				1 HAUG R for 22 GRONDAHL T Goalkeeper back
29:46				40 PEDERSEN A for 1 HAUG R Empty goal
30:00	15 SAUGSTRUP M Block			5 SAGOSEN S Shot centre 9m blocked

2nd HALF

Match Time	DEN - Denmark	Score	Lead	NOR - Norway
30:00	12 NIELSEN E Goalkeeper			
30:31				5 SAGOSEN S Shot left 9m saved middle left
30:35				1 HAUG R for 5 SAGOSEN S Goalkeeper back
30:39				40 PEDERSEN A Shot left wing saved middle left
31:13	42 ARNOLDSEN T Steal			35 ANDERSON P Turnover
31:23	7 JAKOBSEN E Goal fast break bottom right (19 GIDSEL M), 99.46 km/h	20 - 16	+4	
31:33				5 SAGOSEN S Shot breakthrough saved top left
32:16	19 GIDSEL M Goal breakthrough bottom left, 49.44 km/h	21 - 16	+5	
32:26				43 LYSE S Turnover
32:31	3 KIRKELOKKE N Goal fast break bottom right (7 JAKOBSEN E), 70.32 km/h	22 - 16	+6	
32:51				22 GRONDAHL T for 1 HAUG R Empty goal
33:09	3 KIRKELOKKE N 7m caused			5 SAGOSEN S 7m received
33:12				1 HAUG R for 35 ANDERSON P Goalkeeper back
33:19	20 MOLLER K for 12 NIELSEN E Goalkeeper Substitution			
33:21		22 - 17	+5	40 PEDERSEN A Goal Penalty shot bottom right (5 SAGOSEN S), 39.11 km/h
33:52	12 NIELSEN E for 20 MOLLER K Goalkeeper Substitution			
34:16	43 PYTLICK S Shot breakthrough saved middle left			
34:27				22 GRONDAHL T for 1 HAUG R Empty goal
35:02	43 PYTLICK S 2-minutes suspension			
35:02				1 HAUG R for 25 HOVDE M Goalkeeper back
35:11	3 KIRKELOKKE N Steal			5 SAGOSEN S Turnover
35:36	7 JAKOBSEN E for 12 NIELSEN E Empty goal			
35:40	15 SAUGSTRUP M Goal centre 6m bottom right (42 ARNOLDSEN T), 84.28 km/h	23 - 17	+6	
35:41	12 NIELSEN E for 64 MOLLER L Goalkeeper back			
35:47				5 SAGOSEN S Shot fast throw off post
35:56	64 MOLLER L for 12 NIELSEN E Empty goal			
36:41	12 NIELSEN E for 64 MOLLER L Goalkeeper back			
36:41	42 ARNOLDSEN T Shot breakthrough post			
36:58		23 - 18	+5	43 LYSE S Goal centre 9m bottom left, 116.24 km/h
37:30	19 GIDSEL M Goal centre 9m top left, 113.05 km/h	24 - 18	+6	
37:50				10 RONNINGEN V for 1 HAUG R Empty goal
38:13				35 ANDERSON P Shot right 9m missed
38:14				1 HAUG R for 22 GRONDAHL T Goalkeeper back
38:50	43 PYTLICK S Shot centre 9m blocked			10 RONNINGEN V Block
39:14	Technical Fault bench/team			
39:32				25 HOVDE M for 1 HAUG R Empty goal
39:54	15 SAUGSTRUP M Block			5 SAGOSEN S Shot left 9m blocked
40:15				35 ANDERSON P Shot right 9m saved middle left
40:17				1 HAUG R for 22 GRONDAHL T Goalkeeper back

OFFICIAL PARTNERS



EHF PARTNERS



NATIONAL SUPPLIERS



Play by Play

DEN 38 - 24 NOR

(19 - 16) (19 - 8)

2nd HALF

Match Time	DEN - Denmark	Score	Lead	NOR - Norway
40:26	19 GIDSEL M Goal breakthrough bottom right, 81.41 km/h	25 - 18	+7	
40:33		25 - 19	+6	35 ANDERSON P Goal fast throw off bottom left (5 SAGOSEN S), 84.50 km/h
41:15	43 PYTLICK S Goal centre 9m top right, 103.32 km/h	26 - 19	+7	
41:23		26 - 20	+6	31 LIEN KT Goal fast throw off top centre (40 PEDERSEN A), 104.47 km/h
41:56	3 KIRKELOKKE N Goal right wing bottom centre (19 GIDSEL M), 91.59 km/h	27 - 20	+7	
42:02				Team timeout
42:02				32 SOLSTAD T for 1 HAUG R Empty goal
42:33		27 - 21	+6	40 PEDERSEN A Goal left wing top left (43 LYSE S), 93.59 km/h
42:34				30 BERGERUD T for 35 ANDERSON P Goalkeeper back
43:16	3 KIRKELOKKE N 7m received			40 PEDERSEN A 7m caused
43:21	7 JAKOBSEN E Goal Penalty shot top left (3 KIRKELOKKE N), 105.07 km/h	28 - 21	+7	
43:39				32 SOLSTAD T for 30 BERGERUD T Empty goal
44:02				30 BERGERUD T for 35 ANDERSON P Goalkeeper back
44:03				22 GRONDAHL T Shot centre 9m saved top left
44:34	7 JAKOBSEN E Goal left wing top left (42 ARNOLDSEN T), 107.19 km/h	29 - 21	+8	
44:57				32 SOLSTAD T for 30 BERGERUD T Empty goal
45:17				35 ANDERSON P Shot centre 9m post
45:19				30 BERGERUD T for 22 GRONDAHL T Goalkeeper back
45:29	Team timeout			
45:48	43 PYTLICK S Shot centre 9m saved top left			
46:01	43 PYTLICK S Steal			29 FREDRIKSEN M Turnover
46:07	3 KIRKELOKKE N Shot fast break post			
46:35				32 SOLSTAD T for 30 BERGERUD T Empty goal
46:51				25 HOVDE M Shot left 6m post
46:53				30 BERGERUD T for 45 SCHONNINGSEN S Goalkeeper back
47:00	7 JAKOBSEN E Shot left 6m saved bottom right			
47:07				40 PEDERSEN A Shot fast break saved bottom left
47:56	42 ARNOLDSEN T Shot breakthrough saved bottom left			
48:09				22 GRONDAHL T for 30 BERGERUD T Empty goal
48:31				22 GRONDAHL T Turnover
48:36	15 SAUGSTRUP M Goal empty goal middle centre (19 GIDSEL M), 115.73 km/h	30 - 21	+9	
49:13		30 - 22	+8	22 GRONDAHL T Goal breakthrough bottom right, 99.03 km/h
49:19	42 ARNOLDSEN T Goal empty goal middle centre, 56.53 km/h	31 - 22	+9	
49:19				30 BERGERUD T for 43 LYSE S Goalkeeper back
49:26				43 LYSE S for 30 BERGERUD T Empty goal
49:52				Team timeout
49:52	20 MOLLER K for 12 NIELSEN E Goalkeeper Substitution			
49:52				30 BERGERUD T for 43 LYSE S Goalkeeper back
50:08				5 SAGOSEN S Shot centre 9m post
51:00	38 HOXER M Goal centre 9m bottom left, 100.10 km/h	32 - 22	+10	
51:59				29 FREDRIKSEN M Shot left 9m saved bottom centre
52:17				45 SCHONNINGSEN S Technical Fault
53:15	42 ARNOLDSEN T Goal centre 9m top left, 111.38 km/h	33 - 22	+11	
53:25	34 HALD S 2-minutes suspension			
53:52				71 BLONZ A Shot left wing saved top right
54:02	64 MOLLER L for 20 MOLLER K Empty goal			
54:27	15 SAUGSTRUP M Goal centre 6m bottom centre (64 MOLLER L), 84.51 km/h	34 - 22	+12	
54:28	20 MOLLER K for 22 MENSAH M Goalkeeper back			
54:47				5 SAGOSEN S Shot centre 9m missed
54:58	22 MENSAH M for 20 MOLLER K Empty goal			
55:21	64 MOLLER L Shot centre 9m saved middle right			
55:30	20 MOLLER K for 38 HOXER M Goalkeeper back			

OFFICIAL PARTNERS



EHF PARTNERS



NATIONAL SUPPLIERS



Match No: 48

Play by Play

DEN 38 - 24 NOR
(19 - 16) (19 - 8)

2nd HALF

Match Time	DEN - Denmark	Score	Lead	NOR - Norway
55:49				5 SAGOSEN S Shot breakthrough saved middle left
56:24	22 MENSAH M Goal left 9m top right, 109.60 km/h	35 - 22	+13	
57:04	22 MENSAH M Steal			5 SAGOSEN S Turnover
57:10	22 MENSAH M Goal individual fast break top left, 88.03 km/h	36 - 22	+14	
57:51		36 - 23	+13	5 SAGOSEN S Goal centre 9m bottom left, 107.16 km/h
58:29	34 HALD S Goal centre 6m bottom right (38 HOXER M), 87.32 km/h	37 - 23	+14	
59:00		37 - 24	+13	45 SCHONNINGSEN S Goal breakthrough bottom right, 102.91 km/h
59:33	3 KIRKELOKKE N Goal right wing middle right (22 MENSAH M), 85.56 km/h	38 - 24	+14	

OFFICIAL PARTNERS



EHF PARTNERS



NATIONAL SUPPLIERS



Main Round Group I

Empty Goal Analysis

Herning

Match No: 48

DEN 38 - 24 NOR

(19 - 16) (19 - 8)

Referees: KONJICANIN Dino (BIH) / KONJICANIN Amar (BIH)

ATTACKS DURING OWN EMPTY GOAL SITUATION

Players on Court	Attacks		Goals		Saves		Missed		Blocked		Post		Turnovers		Scoring Efficiency		Goals Against	
	DEN	NOR	DEN	NOR	DEN	NOR	DEN	NOR	DEN	NOR	DEN	NOR	DEN	NOR	DEN	NOR	DEN	NOR
7 Against 6	1	12		5		4		1		1		2	1	1	0	42	1	2
6 Against 6	5	2	2	1	2				1	1	1			1	40	50	1	1
Others	2		2												100			
Total:	8	14	4	6	2	4		1	1	2	1	2	1	2	50	43	2	3

GOALS/ATTACKS DURING OWN EMPTY GOAL SITUATION - ANALYSIS OF OCCURRENCE (in 5 min intervals)

Players on Court	1st Half											
	0-5		5-10		10-15		15-20		20-25		25-30	
	DEN	NOR	DEN	NOR	DEN	NOR	DEN	NOR	DEN	NOR	DEN	NOR
7 Against 6					0/1							3/3
6 Against 6					0/1		1/1					0/1
Others							2/2					
Total:					0/2		2/2	1/1				3/4

Players on Court	2nd Half											
	30-35		35-40		40-45		45-50		50-55		55-60	
	DEN	NOR	DEN	NOR	DEN	NOR	DEN	NOR	DEN	NOR	DEN	NOR
7 Against 6		0/1		0/1		1/3		1/4				
6 Against 6			1/2						1/1		0/1	
Others												
Total:		0/1	1/2	0/1		1/3		1/4	1/1		0/1	

GOALS/ATTACKS DURING OWN EMPTY GOAL SITUATION - ANALYSIS BY DURATION

Team	<15 sec.	15-30 sec.	30-45 sec.	45-60 sec.	>60 sec.
DEN	1/1	2/4	1/2	0/1	
NOR	1/1	3/8	2/4	0/1	

SUBSTITUTION SUMMARY

Players	DEN	NOR
Goalkeeper <-> Goalkeeper	5	6
Court Player <-> Goalkeeper	18	32
Court Player <-> Court Player	114	140
Total:	137	178

OFFICIAL PARTNERS



EHF PARTNERS



NATIONAL SUPPLIERS



Main Round Group I

Line-Up Analysis

Herning

Attendance: 15.000

Match No: 48

DEN 38 - 24 NOR

DEN - Denmark

Lineup efficiency								Time Played	GF	GA						
3	KIRKELOKKE N	7	JAKOBSEN E	12	NIELSEN E	15	SAUGSTRUP M	19	GIDSEL M	42	ARNOLDSSEN T	43	PYTLICK S	5:43	7	2
4	LANDIN M	12	NIELSEN E	15	SAUGSTRUP M	19	GIDSEL M	33	BERGHOLT E	38	HOXER M	43	PYTLICK S	5:10	0	3
3	KIRKELOKKE N	7	JAKOBSEN E	12	NIELSEN E	15	SAUGSTRUP M	19	GIDSEL M	34	HALD S	42	ARNOLDSSEN T	5:06	3	1
4	LANDIN M	12	NIELSEN E	19	GIDSEL M	26	HANSEN J	28	ANDERSSON L	33	BERGHOLT E	43	PYTLICK S	4:53	5	1
4	LANDIN M	12	NIELSEN E	19	GIDSEL M	33	BERGHOLT E	34	HALD S	38	HOXER M	43	PYTLICK S	4:09	2	5
3	KIRKELOKKE N	7	JAKOBSEN E	12	NIELSEN E	15	SAUGSTRUP M	19	GIDSEL M	22	MENSAH M	34	HALD S	3:42	1	1
3	KIRKELOKKE N	12	NIELSEN E	15	SAUGSTRUP M	19	GIDSEL M	34	HALD S	42	ARNOLDSSEN T	43	PYTLICK S	3:00	0	1
3	KIRKELOKKE N	7	JAKOBSEN E	20	MOLLER K	22	MENSAH M	34	HALD S	38	HOXER M	64	MOLLER L	2:19	3	1
4	LANDIN M	12	NIELSEN E	19	GIDSEL M	26	HANSEN J	33	BERGHOLT E	42	ARNOLDSSEN T	43	PYTLICK S	2:13	1	0
4	LANDIN M	12	NIELSEN E	15	SAUGSTRUP M	19	GIDSEL M	26	HANSEN J	42	ARNOLDSSEN T	43	PYTLICK S	1:50	2	0
3	KIRKELOKKE N	7	JAKOBSEN E	15	SAUGSTRUP M	20	MOLLER K	22	MENSAH M	34	HALD S	38	HOXER M	1:48	0	0
4	LANDIN M	19	GIDSEL M	26	HANSEN J	28	ANDERSSON L	34	HALD S	38	HOXER M	43	PYTLICK S	1:31	0	2
3	KIRKELOKKE N	15	SAUGSTRUP M	20	MOLLER K	22	MENSAH M	34	HALD S	38	HOXER M	64	MOLLER L	1:28	1	1
3	KIRKELOKKE N	7	JAKOBSEN E	15	SAUGSTRUP M	20	MOLLER K	38	HOXER M	42	ARNOLDSSEN T	64	MOLLER L	1:23	2	0
4	LANDIN M	12	NIELSEN E	15	SAUGSTRUP M	19	GIDSEL M	34	HALD S	38	HOXER M	43	PYTLICK S	1:21	1	0
4	LANDIN M	12	NIELSEN E	19	GIDSEL M	28	ANDERSSON L	33	BERGHOLT E	34	HALD S	43	PYTLICK S	1:18	0	2
4	LANDIN M	12	NIELSEN E	15	SAUGSTRUP M	19	GIDSEL M	26	HANSEN J	33	BERGHOLT E	43	PYTLICK S	1:03	0	1
4	LANDIN M	12	NIELSEN E	19	GIDSEL M	26	HANSEN J	33	BERGHOLT E	38	HOXER M	43	PYTLICK S	0:58	2	0
3	KIRKELOKKE N	7	JAKOBSEN E	15	SAUGSTRUP M	22	MENSAH M	34	HALD S	38	HOXER M	64	MOLLER L	0:58	1	0
4	LANDIN M	7	JAKOBSEN E	12	NIELSEN E	19	GIDSEL M	33	BERGHOLT E	34	HALD S	43	PYTLICK S	0:56	0	0
4	LANDIN M	15	SAUGSTRUP M	19	GIDSEL M	26	HANSEN J	33	BERGHOLT E	38	HOXER M	43	PYTLICK S	0:55	2	0
3	KIRKELOKKE N	7	JAKOBSEN E	15	SAUGSTRUP M	19	GIDSEL M	42	ARNOLDSSEN T	43	PYTLICK S	64	MOLLER L	0:50	1	0
4	LANDIN M	12	NIELSEN E	15	SAUGSTRUP M	19	GIDSEL M	28	ANDERSSON L	33	BERGHOLT E	43	PYTLICK S	0:49	0	1
3	KIRKELOKKE N	7	JAKOBSEN E	15	SAUGSTRUP M	20	MOLLER K	22	MENSAH M	34	HALD S	64	MOLLER L	0:43	0	0
3	KIRKELOKKE N	7	JAKOBSEN E	15	SAUGSTRUP M	20	MOLLER K	34	HALD S	38	HOXER M	42	ARNOLDSSEN T	0:42	0	0
4	LANDIN M	15	SAUGSTRUP M	19	GIDSEL M	20	MOLLER K	33	BERGHOLT E	38	HOXER M	43	PYTLICK S	0:41	0	0
4	LANDIN M	12	NIELSEN E	19	GIDSEL M	28	ANDERSSON L	34	HALD S	38	HOXER M	43	PYTLICK S	0:35	0	0
3	KIRKELOKKE N	7	JAKOBSEN E	12	NIELSEN E	15	SAUGSTRUP M	19	GIDSEL M	42	ARNOLDSSEN T	64	MOLLER L	0:33	0	0
4	LANDIN M	12	NIELSEN E	15	SAUGSTRUP M	19	GIDSEL M	33	BERGHOLT E	42	ARNOLDSSEN T	43	PYTLICK S	0:32	0	0
3	KIRKELOKKE N	7	JAKOBSEN E	15	SAUGSTRUP M	19	GIDSEL M	20	MOLLER K	34	HALD S	42	ARNOLDSSEN T	0:30	0	1
3	KIRKELOKKE N	7	JAKOBSEN E	15	SAUGSTRUP M	20	MOLLER K	34	HALD S	38	HOXER M	64	MOLLER L	0:30	0	0
4	LANDIN M	7	JAKOBSEN E	12	NIELSEN E	15	SAUGSTRUP M	19	GIDSEL M	33	BERGHOLT E	43	PYTLICK S	0:23	2	0
3	KIRKELOKKE N	7	JAKOBSEN E	12	NIELSEN E	15	SAUGSTRUP M	34	HALD S	38	HOXER M	42	ARNOLDSSEN T	0:18	0	0
3	KIRKELOKKE N	7	JAKOBSEN E	15	SAUGSTRUP M	20	MOLLER K	22	MENSAH M	38	HOXER M	42	ARNOLDSSEN T	0:17	0	0
4	LANDIN M	12	NIELSEN E	19	GIDSEL M	26	HANSEN J	28	ANDERSSON L	38	HOXER M	43	PYTLICK S	0:10	1	0
4	LANDIN M	12	NIELSEN E	15	SAUGSTRUP M	33	BERGHOLT E	38	HOXER M	42	ARNOLDSSEN T	43	PYTLICK S	0:09	0	1
4	LANDIN M	12	NIELSEN E	15	SAUGSTRUP M	19	GIDSEL M	26	HANSEN J	38	HOXER M	43	PYTLICK S	0:05	1	0
4	LANDIN M	7	JAKOBSEN E	12	NIELSEN E	15	SAUGSTRUP M	33	BERGHOLT E	38	HOXER M	43	PYTLICK S	0:05	0	0
4	LANDIN M	7	JAKOBSEN E	12	NIELSEN E	15	SAUGSTRUP M	19	GIDSEL M	42	ARNOLDSSEN T	43	PYTLICK S	0:04	0	0
3	KIRKELOKKE N	7	JAKOBSEN E	12	NIELSEN E	15	SAUGSTRUP M	19	GIDSEL M	34	HALD S	64	MOLLER L	0:04	0	0
4	LANDIN M	12	NIELSEN E	15	SAUGSTRUP M	26	HANSEN J	33	BERGHOLT E	38	HOXER M	43	PYTLICK S	0:03	0	0
4	LANDIN M	15	SAUGSTRUP M	19	GIDSEL M	20	MOLLER K	26	HANSEN J	42	ARNOLDSSEN T	43	PYTLICK S	0:03	0	0
4	LANDIN M	7	JAKOBSEN E	12	NIELSEN E	15	SAUGSTRUP M	34	HALD S	38	HOXER M	43	PYTLICK S	0:03	0	0
3	KIRKELOKKE N	7	JAKOBSEN E	15	SAUGSTRUP M	19	GIDSEL M	20	MOLLER K	42	ARNOLDSSEN T	43	PYTLICK S	0:03	0	0
3	KIRKELOKKE N	7	JAKOBSEN E	12	NIELSEN E	15	SAUGSTRUP M	19	GIDSEL M	34	HALD S	43	PYTLICK S	0:03	0	0
4	LANDIN M	12	NIELSEN E	26	HANSEN J	33	BERGHOLT E	38	HOXER M	42	ARNOLDSSEN T	43	PYTLICK S	0:01	0	0

Score development								Time Played	G Diff.						
3	KIRKELOKKE N	7	JAKOBSEN E	12	NIELSEN E	15	SAUGSTRUP M	19	GIDSEL M	42	ARNOLDSSEN T	43	PYTLICK S	5:43	+5
4	LANDIN M	12	NIELSEN E	19	GIDSEL M	26	HANSEN J	28	ANDERSSON L	33	BERGHOLT E	43	PYTLICK S	4:53	+4
4	LANDIN M	7	JAKOBSEN E	12	NIELSEN E	15	SAUGSTRUP M	19	GIDSEL M	33	BERGHOLT E	43	PYTLICK S	0:23	+2
4	LANDIN M	15	SAUGSTRUP M	19	GIDSEL M	26	HANSEN J	33	BERGHOLT E	38	HOXER M	43	PYTLICK S	0:55	+2
4	LANDIN M	12	NIELSEN E	19	GIDSEL M	26	HANSEN J	33	BERGHOLT E	38	HOXER M	43	PYTLICK S	0:58	+2

OFFICIAL PARTNERS



EHF PARTNERS



NATIONAL SUPPLIERS



Main Round Group I

Line-Up Analysis

Herning

Attendance: 15.000

Match No: 48

DEN 38 - 24 NOR

DEN - Denmark

Score development								Time Played	G Diff.						
3	KIRKELOKKE N	7	JAKOBSEN E	15	SAUGSTRUP M	20	MOLLER K	38	HOXER M	42	ARNOLDSSEN T	64	MOLLER L	1:23	+2
4	LANDIN M	12	NIELSEN E	15	SAUGSTRUP M	19	GIDSEL M	26	HANSEN J	42	ARNOLDSSEN T	43	PYTLLICK S	1:50	+2
3	KIRKELOKKE N	7	JAKOBSEN E	20	MOLLER K	22	MENSAH M	34	HALD S	38	HOXER M	64	MOLLER L	2:19	+2
3	KIRKELOKKE N	7	JAKOBSEN E	12	NIELSEN E	15	SAUGSTRUP M	19	GIDSEL M	34	HALD S	42	ARNOLDSSEN T	5:06	+2
4	LANDIN M	12	NIELSEN E	15	SAUGSTRUP M	19	GIDSEL M	26	HANSEN J	38	HOXER M	43	PYTLLICK S	0:05	+1
4	LANDIN M	12	NIELSEN E	19	GIDSEL M	26	HANSEN J	28	ANDERSSON L	38	HOXER M	43	PYTLLICK S	0:10	+1
3	KIRKELOKKE N	7	JAKOBSEN E	15	SAUGSTRUP M	19	GIDSEL M	42	ARNOLDSSEN T	43	PYTLLICK S	64	MOLLER L	0:50	+1
3	KIRKELOKKE N	7	JAKOBSEN E	15	SAUGSTRUP M	22	MENSAH M	34	HALD S	38	HOXER M	64	MOLLER L	0:58	+1
4	LANDIN M	12	NIELSEN E	15	SAUGSTRUP M	19	GIDSEL M	34	HALD S	38	HOXER M	43	PYTLLICK S	1:21	+1
4	LANDIN M	12	NIELSEN E	19	GIDSEL M	26	HANSEN J	33	BERGHOLT E	42	ARNOLDSSEN T	43	PYTLLICK S	2:13	+1
4	LANDIN M	12	NIELSEN E	26	HANSEN J	33	BERGHOLT E	38	HOXER M	42	ARNOLDSSEN T	43	PYTLLICK S	0:01	0
4	LANDIN M	12	NIELSEN E	15	SAUGSTRUP M	26	HANSEN J	33	BERGHOLT E	38	HOXER M	43	PYTLLICK S	0:03	0
4	LANDIN M	15	SAUGSTRUP M	19	GIDSEL M	20	MOLLER K	26	HANSEN J	42	ARNOLDSSEN T	43	PYTLLICK S	0:03	0
4	LANDIN M	7	JAKOBSEN E	12	NIELSEN E	15	SAUGSTRUP M	34	HALD S	38	HOXER M	43	PYTLLICK S	0:03	0
3	KIRKELOKKE N	7	JAKOBSEN E	15	SAUGSTRUP M	19	GIDSEL M	20	MOLLER K	42	ARNOLDSSEN T	43	PYTLLICK S	0:03	0
3	KIRKELOKKE N	7	JAKOBSEN E	12	NIELSEN E	15	SAUGSTRUP M	19	GIDSEL M	34	HALD S	43	PYTLLICK S	0:03	0
4	LANDIN M	7	JAKOBSEN E	12	NIELSEN E	15	SAUGSTRUP M	19	GIDSEL M	42	ARNOLDSSEN T	43	PYTLLICK S	0:04	0
3	KIRKELOKKE N	7	JAKOBSEN E	12	NIELSEN E	15	SAUGSTRUP M	19	GIDSEL M	34	HALD S	64	MOLLER L	0:04	0
4	LANDIN M	7	JAKOBSEN E	12	NIELSEN E	15	SAUGSTRUP M	33	BERGHOLT E	38	HOXER M	43	PYTLLICK S	0:05	0
3	KIRKELOKKE N	7	JAKOBSEN E	15	SAUGSTRUP M	20	MOLLER K	22	MENSAH M	38	HOXER M	42	ARNOLDSSEN T	0:17	0
3	KIRKELOKKE N	7	JAKOBSEN E	12	NIELSEN E	15	SAUGSTRUP M	34	HALD S	38	HOXER M	42	ARNOLDSSEN T	0:18	0
3	KIRKELOKKE N	7	JAKOBSEN E	15	SAUGSTRUP M	20	MOLLER K	34	HALD S	38	HOXER M	64	MOLLER L	0:30	0
4	LANDIN M	12	NIELSEN E	15	SAUGSTRUP M	19	GIDSEL M	33	BERGHOLT E	42	ARNOLDSSEN T	43	PYTLLICK S	0:32	0
3	KIRKELOKKE N	7	JAKOBSEN E	12	NIELSEN E	15	SAUGSTRUP M	19	GIDSEL M	42	ARNOLDSSEN T	64	MOLLER L	0:33	0
4	LANDIN M	12	NIELSEN E	19	GIDSEL M	28	ANDERSSON L	34	HALD S	38	HOXER M	43	PYTLLICK S	0:35	0
4	LANDIN M	15	SAUGSTRUP M	19	GIDSEL M	20	MOLLER K	33	BERGHOLT E	38	HOXER M	43	PYTLLICK S	0:41	0
3	KIRKELOKKE N	7	JAKOBSEN E	15	SAUGSTRUP M	20	MOLLER K	34	HALD S	38	HOXER M	42	ARNOLDSSEN T	0:42	0
3	KIRKELOKKE N	7	JAKOBSEN E	15	SAUGSTRUP M	20	MOLLER K	22	MENSAH M	34	HALD S	64	MOLLER L	0:43	0
4	LANDIN M	7	JAKOBSEN E	12	NIELSEN E	19	GIDSEL M	33	BERGHOLT E	34	HALD S	43	PYTLLICK S	0:56	0
3	KIRKELOKKE N	15	SAUGSTRUP M	20	MOLLER K	22	MENSAH M	34	HALD S	38	HOXER M	64	MOLLER L	1:28	0
3	KIRKELOKKE N	7	JAKOBSEN E	15	SAUGSTRUP M	20	MOLLER K	22	MENSAH M	34	HALD S	38	HOXER M	1:48	0
3	KIRKELOKKE N	7	JAKOBSEN E	12	NIELSEN E	15	SAUGSTRUP M	19	GIDSEL M	22	MENSAH M	34	HALD S	3:42	0
4	LANDIN M	12	NIELSEN E	15	SAUGSTRUP M	33	BERGHOLT E	38	HOXER M	42	ARNOLDSSEN T	43	PYTLLICK S	0:09	-1
3	KIRKELOKKE N	7	JAKOBSEN E	15	SAUGSTRUP M	19	GIDSEL M	20	MOLLER K	34	HALD S	42	ARNOLDSSEN T	0:30	-1
4	LANDIN M	12	NIELSEN E	15	SAUGSTRUP M	19	GIDSEL M	28	ANDERSSON L	33	BERGHOLT E	43	PYTLLICK S	0:49	-1
4	LANDIN M	12	NIELSEN E	15	SAUGSTRUP M	19	GIDSEL M	26	HANSEN J	33	BERGHOLT E	43	PYTLLICK S	1:03	-1
3	KIRKELOKKE N	12	NIELSEN E	15	SAUGSTRUP M	19	GIDSEL M	34	HALD S	42	ARNOLDSSEN T	43	PYTLLICK S	3:00	-1
4	LANDIN M	12	NIELSEN E	19	GIDSEL M	28	ANDERSSON L	33	BERGHOLT E	34	HALD S	43	PYTLLICK S	1:18	-2
4	LANDIN M	19	GIDSEL M	26	HANSEN J	28	ANDERSSON L	34	HALD S	38	HOXER M	43	PYTLLICK S	1:31	-2
4	LANDIN M	12	NIELSEN E	19	GIDSEL M	33	BERGHOLT E	34	HALD S	38	HOXER M	43	PYTLLICK S	4:09	-3
4	LANDIN M	12	NIELSEN E	15	SAUGSTRUP M	19	GIDSEL M	33	BERGHOLT E	38	HOXER M	43	PYTLLICK S	5:10	-3

Empty Goal								Time Played	GF	GA						
4	LANDIN M	19	GIDSEL M	26	HANSEN J	28	ANDERSSON L	34	HALD S	38	HOXER M	43	PYTLLICK S	1:31	0	2
3	KIRKELOKKE N	7	JAKOBSEN E	15	SAUGSTRUP M	22	MENSAH M	34	HALD S	38	HOXER M	64	MOLLER L	0:58	1	0
4	LANDIN M	15	SAUGSTRUP M	19	GIDSEL M	26	HANSEN J	33	BERGHOLT E	38	HOXER M	43	PYTLLICK S	0:55	2	0
3	KIRKELOKKE N	7	JAKOBSEN E	15	SAUGSTRUP M	19	GIDSEL M	42	ARNOLDSSEN T	43	PYTLLICK S	64	MOLLER L	0:50	1	0

OFFICIAL PARTNERS



EHF PARTNERS



NATIONAL SUPPLIERS



Main Round Group I

Line-Up Analysis

Herning

Attendance: 15.000

Match No: 48

DEN 38 - 24 NOR

NOR - Norway

Lineup efficiency							Time Played	GF	GA
10 RONNINGEN V	25 HOVDE M	30 BERGERUD T	31 LIEN KT	35 ANDERSON P	40 PEDERSEN A	43 LYSE S	8:21	4	7
5 SAGOSEN S	22 GRONDAHL T	25 HOVDE M	30 BERGERUD T	31 LIEN KT	35 ANDERSON P	40 PEDERSEN A	6:47	7	0
5 SAGOSEN S	10 RONNINGEN V	25 HOVDE M	30 BERGERUD T	31 LIEN KT	35 ANDERSON P	40 PEDERSEN A	3:57	1	2
5 SAGOSEN S	29 FREDRIKSEN M	30 BERGERUD T	31 LIEN KT	32 SOLSTAD T	45 SCHONNINGSEN S	71 BLONZ A	3:16	1	1
1 HAUG R	5 SAGOSEN S	10 RONNINGEN V	25 HOVDE M	31 LIEN KT	40 PEDERSEN A	43 LYSE S	2:40	1	4
10 RONNINGEN V	25 HOVDE M	29 FREDRIKSEN M	30 BERGERUD T	31 LIEN KT	40 PEDERSEN A	43 LYSE S	2:38	0	2
5 SAGOSEN S	10 RONNINGEN V	29 FREDRIKSEN M	30 BERGERUD T	31 LIEN KT	32 SOLSTAD T	71 BLONZ A	2:27	0	3
1 HAUG R	10 RONNINGEN V	31 LIEN KT	32 SOLSTAD T	35 ANDERSON P	40 PEDERSEN A	43 LYSE S	2:22	0	2
5 SAGOSEN S	22 GRONDAHL T	25 HOVDE M	31 LIEN KT	32 SOLSTAD T	35 ANDERSON P	40 PEDERSEN A	1:50	3	0
1 HAUG R	10 RONNINGEN V	25 HOVDE M	31 LIEN KT	40 PEDERSEN A	43 LYSE S	45 SCHONNINGSEN S	1:42	1	1
5 SAGOSEN S	10 RONNINGEN V	22 GRONDAHL T	25 HOVDE M	30 BERGERUD T	31 LIEN KT	35 ANDERSON P	1:16	0	3
1 HAUG R	22 GRONDAHL T	25 HOVDE M	31 LIEN KT	35 ANDERSON P	40 PEDERSEN A	45 SCHONNINGSEN S	1:07	0	1
5 SAGOSEN S	22 GRONDAHL T	31 LIEN KT	32 SOLSTAD T	35 ANDERSON P	40 PEDERSEN A	45 SCHONNINGSEN S	1:05	0	1
22 GRONDAHL T	25 HOVDE M	31 LIEN KT	32 SOLSTAD T	35 ANDERSON P	40 PEDERSEN A	43 LYSE S	1:03	1	0
1 HAUG R	5 SAGOSEN S	10 RONNINGEN V	31 LIEN KT	32 SOLSTAD T	40 PEDERSEN A	43 LYSE S	0:58	0	0
1 HAUG R	5 SAGOSEN S	10 RONNINGEN V	25 HOVDE M	31 LIEN KT	35 ANDERSON P	40 PEDERSEN A	0:56	0	1
22 GRONDAHL T	25 HOVDE M	31 LIEN KT	32 SOLSTAD T	40 PEDERSEN A	43 LYSE S	45 SCHONNINGSEN S	0:56	0	1
22 GRONDAHL T	25 HOVDE M	31 LIEN KT	32 SOLSTAD T	43 LYSE S	45 SCHONNINGSEN S	71 BLONZ A	0:55	1	1
1 HAUG R	5 SAGOSEN S	22 GRONDAHL T	31 LIEN KT	32 SOLSTAD T	35 ANDERSON P	40 PEDERSEN A	0:54	0	0
5 SAGOSEN S	10 RONNINGEN V	25 HOVDE M	29 FREDRIKSEN M	30 BERGERUD T	31 LIEN KT	71 BLONZ A	0:53	0	2
22 GRONDAHL T	25 HOVDE M	31 LIEN KT	32 SOLSTAD T	35 ANDERSON P	40 PEDERSEN A	45 SCHONNINGSEN S	0:50	0	0
1 HAUG R	5 SAGOSEN S	31 LIEN KT	32 SOLSTAD T	35 ANDERSON P	40 PEDERSEN A	43 LYSE S	0:49	0	0
1 HAUG R	5 SAGOSEN S	10 RONNINGEN V	22 GRONDAHL T	25 HOVDE M	31 LIEN KT	35 ANDERSON P	0:45	0	1
10 RONNINGEN V	29 FREDRIKSEN M	30 BERGERUD T	31 LIEN KT	32 SOLSTAD T	43 LYSE S	71 BLONZ A	0:45	0	1
5 SAGOSEN S	25 HOVDE M	30 BERGERUD T	31 LIEN KT	32 SOLSTAD T	45 SCHONNINGSEN S	71 BLONZ A	0:43	0	0
5 SAGOSEN S	29 FREDRIKSEN M	30 BERGERUD T	31 LIEN KT	32 SOLSTAD T	44 GULLIKSEN K	71 BLONZ A	0:43	0	0
1 HAUG R	10 RONNINGEN V	22 GRONDAHL T	31 LIEN KT	32 SOLSTAD T	35 ANDERSON P	40 PEDERSEN A	0:42	0	1
25 HOVDE M	29 FREDRIKSEN M	30 BERGERUD T	31 LIEN KT	40 PEDERSEN A	43 LYSE S	45 SCHONNINGSEN S	0:41	0	0
5 SAGOSEN S	22 GRONDAHL T	25 HOVDE M	31 LIEN KT	35 ANDERSON P	40 PEDERSEN A	45 SCHONNINGSEN S	0:35	0	0
1 HAUG R	25 HOVDE M	31 LIEN KT	35 ANDERSON P	40 PEDERSEN A	43 LYSE S	45 SCHONNINGSEN S	0:35	0	1
1 HAUG R	5 SAGOSEN S	10 RONNINGEN V	31 LIEN KT	35 ANDERSON P	40 PEDERSEN A	43 LYSE S	0:27	0	0
5 SAGOSEN S	10 RONNINGEN V	22 GRONDAHL T	31 LIEN KT	32 SOLSTAD T	35 ANDERSON P	40 PEDERSEN A	0:24	0	0
5 SAGOSEN S	25 HOVDE M	30 BERGERUD T	31 LIEN KT	35 ANDERSON P	40 PEDERSEN A	43 LYSE S	0:23	0	0
22 GRONDAHL T	25 HOVDE M	30 BERGERUD T	31 LIEN KT	32 SOLSTAD T	40 PEDERSEN A	43 LYSE S	0:23	0	0
1 HAUG R	5 SAGOSEN S	25 HOVDE M	31 LIEN KT	35 ANDERSON P	40 PEDERSEN A	43 LYSE S	0:22	1	0
25 HOVDE M	29 FREDRIKSEN M	30 BERGERUD T	31 LIEN KT	32 SOLSTAD T	45 SCHONNINGSEN S	71 BLONZ A	0:22	0	0
5 SAGOSEN S	10 RONNINGEN V	22 GRONDAHL T	25 HOVDE M	31 LIEN KT	35 ANDERSON P	40 PEDERSEN A	0:19	1	0
25 HOVDE M	29 FREDRIKSEN M	30 BERGERUD T	31 LIEN KT	32 SOLSTAD T	40 PEDERSEN A	43 LYSE S	0:18	0	0
25 HOVDE M	29 FREDRIKSEN M	30 BERGERUD T	31 LIEN KT	35 ANDERSON P	40 PEDERSEN A	43 LYSE S	0:17	0	0
10 RONNINGEN V	22 GRONDAHL T	25 HOVDE M	30 BERGERUD T	31 LIEN KT	35 ANDERSON P	43 LYSE S	0:16	0	0
10 RONNINGEN V	30 BERGERUD T	31 LIEN KT	32 SOLSTAD T	35 ANDERSON P	40 PEDERSEN A	43 LYSE S	0:15	0	1
1 HAUG R	5 SAGOSEN S	10 RONNINGEN V	25 HOVDE M	32 SOLSTAD T	35 ANDERSON P	40 PEDERSEN A	0:15	1	1
5 SAGOSEN S	25 HOVDE M	31 LIEN KT	32 SOLSTAD T	35 ANDERSON P	40 PEDERSEN A	43 LYSE S	0:14	0	0
1 HAUG R	5 SAGOSEN S	22 GRONDAHL T	25 HOVDE M	31 LIEN KT	35 ANDERSON P	40 PEDERSEN A	0:13	0	0
5 SAGOSEN S	25 HOVDE M	30 BERGERUD T	32 SOLSTAD T	40 PEDERSEN A	45 SCHONNINGSEN S	71 BLONZ A	0:12	0	0
29 FREDRIKSEN M	30 BERGERUD T	31 LIEN KT	32 SOLSTAD T	43 LYSE S	45 SCHONNINGSEN S	71 BLONZ A	0:11	0	0
10 RONNINGEN V	22 GRONDAHL T	25 HOVDE M	30 BERGERUD T	31 LIEN KT	35 ANDERSON P	40 PEDERSEN A	0:10	0	0
22 GRONDAHL T	25 HOVDE M	30 BERGERUD T	31 LIEN KT	35 ANDERSON P	40 PEDERSEN A	43 LYSE S	0:10	0	0
22 GRONDAHL T	25 HOVDE M	30 BERGERUD T	31 LIEN KT	32 SOLSTAD T	45 SCHONNINGSEN S	71 BLONZ A	0:10	0	0
5 SAGOSEN S	10 RONNINGEN V	29 FREDRIKSEN M	30 BERGERUD T	32 SOLSTAD T	45 SCHONNINGSEN S	71 BLONZ A	0:10	0	0
5 SAGOSEN S	25 HOVDE M	29 FREDRIKSEN M	30 BERGERUD T	31 LIEN KT	45 SCHONNINGSEN S	71 BLONZ A	0:08	0	0
10 RONNINGEN V	22 GRONDAHL T	25 HOVDE M	31 LIEN KT	35 ANDERSON P	40 PEDERSEN A	43 LYSE S	0:07	0	0
1 HAUG R	22 GRONDAHL T	25 HOVDE M	31 LIEN KT	32 SOLSTAD T	40 PEDERSEN A	45 SCHONNINGSEN S	0:07	0	0
5 SAGOSEN S	10 RONNINGEN V	25 HOVDE M	29 FREDRIKSEN M	30 BERGERUD T	32 SOLSTAD T	71 BLONZ A	0:06	0	0

OFFICIAL PARTNERS



EHF PARTNERS



NATIONAL SUPPLIERS



Main Round Group I

Line-Up Analysis

Herning

Attendance: 15.000

Match No: 48

DEN 38 - 24 NOR

NOR - Norway

Lineup efficiency								Time Played	GF	GA
1 HAUG R	22 GRONDAHL T	25 HOVDE M	31 LIEN KT	32 SOLSTAD T	35 ANDERSON P	40 PEDERSEN A	0:05	0	0	
1 HAUG R	5 SAGOSEN S	10 RONNINGEN V	32 SOLSTAD T	35 ANDERSON P	40 PEDERSEN A	43 LYSE S	0:05	0	0	
25 HOVDE M	30 BERGERUD T	31 LIEN KT	32 SOLSTAD T	35 ANDERSON P	40 PEDERSEN A	43 LYSE S	0:05	0	0	
10 RONNINGEN V	25 HOVDE M	29 FREDRIKSEN M	30 BERGERUD T	31 LIEN KT	32 SOLSTAD T	71 BLONZ A	0:05	0	0	
5 SAGOSEN S	22 GRONDAHL T	30 BERGERUD T	31 LIEN KT	32 SOLSTAD T	35 ANDERSON P	40 PEDERSEN A	0:04	0	0	
1 HAUG R	5 SAGOSEN S	31 LIEN KT	32 SOLSTAD T	35 ANDERSON P	40 PEDERSEN A	45 SCHONNINGSEN S	0:04	0	0	
22 GRONDAHL T	25 HOVDE M	30 BERGERUD T	31 LIEN KT	40 PEDERSEN A	43 LYSE S	45 SCHONNINGSEN S	0:04	0	0	
5 SAGOSEN S	10 RONNINGEN V	30 BERGERUD T	31 LIEN KT	32 SOLSTAD T	45 SCHONNINGSEN S	71 BLONZ A	0:04	1	0	
1 HAUG R	5 SAGOSEN S	22 GRONDAHL T	31 LIEN KT	32 SOLSTAD T	35 ANDERSON P	45 SCHONNINGSEN S	0:03	0	0	
22 GRONDAHL T	25 HOVDE M	31 LIEN KT	35 ANDERSON P	40 PEDERSEN A	43 LYSE S	45 SCHONNINGSEN S	0:03	0	0	
1 HAUG R	5 SAGOSEN S	25 HOVDE M	31 LIEN KT	32 SOLSTAD T	35 ANDERSON P	40 PEDERSEN A	0:03	0	0	
22 GRONDAHL T	25 HOVDE M	29 FREDRIKSEN M	31 LIEN KT	40 PEDERSEN A	43 LYSE S	45 SCHONNINGSEN S	0:03	0	0	
1 HAUG R	5 SAGOSEN S	10 RONNINGEN V	31 LIEN KT	32 SOLSTAD T	35 ANDERSON P	40 PEDERSEN A	0:02	0	0	

Score development								Time Played	G Diff.
5 SAGOSEN S	22 GRONDAHL T	25 HOVDE M	30 BERGERUD T	31 LIEN KT	35 ANDERSON P	40 PEDERSEN A	6:47	+7	
5 SAGOSEN S	22 GRONDAHL T	25 HOVDE M	31 LIEN KT	32 SOLSTAD T	35 ANDERSON P	40 PEDERSEN A	1:50	+3	
5 SAGOSEN S	10 RONNINGEN V	30 BERGERUD T	31 LIEN KT	32 SOLSTAD T	45 SCHONNINGSEN S	71 BLONZ A	0:04	+1	
5 SAGOSEN S	10 RONNINGEN V	22 GRONDAHL T	25 HOVDE M	31 LIEN KT	35 ANDERSON P	40 PEDERSEN A	0:19	+1	
1 HAUG R	5 SAGOSEN S	25 HOVDE M	31 LIEN KT	35 ANDERSON P	40 PEDERSEN A	43 LYSE S	0:22	+1	
22 GRONDAHL T	25 HOVDE M	31 LIEN KT	32 SOLSTAD T	35 ANDERSON P	40 PEDERSEN A	43 LYSE S	1:03	+1	
1 HAUG R	5 SAGOSEN S	10 RONNINGEN V	31 LIEN KT	32 SOLSTAD T	35 ANDERSON P	40 PEDERSEN A	0:02	0	
1 HAUG R	5 SAGOSEN S	22 GRONDAHL T	31 LIEN KT	32 SOLSTAD T	35 ANDERSON P	45 SCHONNINGSEN S	0:03	0	
22 GRONDAHL T	25 HOVDE M	31 LIEN KT	35 ANDERSON P	40 PEDERSEN A	43 LYSE S	45 SCHONNINGSEN S	0:03	0	
1 HAUG R	5 SAGOSEN S	25 HOVDE M	31 LIEN KT	32 SOLSTAD T	35 ANDERSON P	40 PEDERSEN A	0:03	0	
22 GRONDAHL T	25 HOVDE M	29 FREDRIKSEN M	31 LIEN KT	40 PEDERSEN A	43 LYSE S	45 SCHONNINGSEN S	0:03	0	
5 SAGOSEN S	22 GRONDAHL T	30 BERGERUD T	31 LIEN KT	32 SOLSTAD T	35 ANDERSON P	40 PEDERSEN A	0:04	0	
1 HAUG R	5 SAGOSEN S	31 LIEN KT	32 SOLSTAD T	35 ANDERSON P	40 PEDERSEN A	45 SCHONNINGSEN S	0:04	0	
22 GRONDAHL T	25 HOVDE M	30 BERGERUD T	31 LIEN KT	40 PEDERSEN A	43 LYSE S	45 SCHONNINGSEN S	0:04	0	
1 HAUG R	22 GRONDAHL T	25 HOVDE M	31 LIEN KT	32 SOLSTAD T	35 ANDERSON P	40 PEDERSEN A	0:05	0	
1 HAUG R	5 SAGOSEN S	10 RONNINGEN V	32 SOLSTAD T	35 ANDERSON P	40 PEDERSEN A	43 LYSE S	0:05	0	
25 HOVDE M	30 BERGERUD T	31 LIEN KT	32 SOLSTAD T	35 ANDERSON P	40 PEDERSEN A	43 LYSE S	0:05	0	
10 RONNINGEN V	25 HOVDE M	29 FREDRIKSEN M	30 BERGERUD T	31 LIEN KT	32 SOLSTAD T	71 BLONZ A	0:05	0	
5 SAGOSEN S	10 RONNINGEN V	25 HOVDE M	29 FREDRIKSEN M	30 BERGERUD T	32 SOLSTAD T	71 BLONZ A	0:06	0	
10 RONNINGEN V	22 GRONDAHL T	25 HOVDE M	31 LIEN KT	35 ANDERSON P	40 PEDERSEN A	43 LYSE S	0:07	0	
1 HAUG R	22 GRONDAHL T	25 HOVDE M	31 LIEN KT	32 SOLSTAD T	35 ANDERSON P	45 SCHONNINGSEN S	0:07	0	
5 SAGOSEN S	25 HOVDE M	29 FREDRIKSEN M	30 BERGERUD T	31 LIEN KT	45 SCHONNINGSEN S	71 BLONZ A	0:08	0	
10 RONNINGEN V	22 GRONDAHL T	25 HOVDE M	30 BERGERUD T	31 LIEN KT	35 ANDERSON P	40 PEDERSEN A	0:10	0	
22 GRONDAHL T	25 HOVDE M	30 BERGERUD T	31 LIEN KT	35 ANDERSON P	40 PEDERSEN A	43 LYSE S	0:10	0	
22 GRONDAHL T	25 HOVDE M	30 BERGERUD T	31 LIEN KT	32 SOLSTAD T	45 SCHONNINGSEN S	71 BLONZ A	0:10	0	
5 SAGOSEN S	10 RONNINGEN V	29 FREDRIKSEN M	30 BERGERUD T	32 SOLSTAD T	45 SCHONNINGSEN S	71 BLONZ A	0:10	0	
29 FREDRIKSEN M	30 BERGERUD T	31 LIEN KT	32 SOLSTAD T	43 LYSE S	45 SCHONNINGSEN S	71 BLONZ A	0:11	0	
5 SAGOSEN S	25 HOVDE M	30 BERGERUD T	32 SOLSTAD T	40 PEDERSEN A	45 SCHONNINGSEN S	71 BLONZ A	0:12	0	
1 HAUG R	5 SAGOSEN S	22 GRONDAHL T	25 HOVDE M	31 LIEN KT	35 ANDERSON P	40 PEDERSEN A	0:13	0	
5 SAGOSEN S	25 HOVDE M	31 LIEN KT	32 SOLSTAD T	35 ANDERSON P	40 PEDERSEN A	43 LYSE S	0:14	0	
1 HAUG R	5 SAGOSEN S	10 RONNINGEN V	25 HOVDE M	32 SOLSTAD T	35 ANDERSON P	40 PEDERSEN A	0:15	0	
10 RONNINGEN V	22 GRONDAHL T	25 HOVDE M	30 BERGERUD T	31 LIEN KT	35 ANDERSON P	43 LYSE S	0:16	0	
25 HOVDE M	29 FREDRIKSEN M	30 BERGERUD T	31 LIEN KT	35 ANDERSON P	40 PEDERSEN A	43 LYSE S	0:17	0	
25 HOVDE M	29 FREDRIKSEN M	30 BERGERUD T	31 LIEN KT	32 SOLSTAD T	40 PEDERSEN A	43 LYSE S	0:18	0	
25 HOVDE M	29 FREDRIKSEN M	30 BERGERUD T	31 LIEN KT	32 SOLSTAD T	45 SCHONNINGSEN S	71 BLONZ A	0:22	0	
5 SAGOSEN S	25 HOVDE M	30 BERGERUD T	31 LIEN KT	35 ANDERSON P	40 PEDERSEN A	43 LYSE S	0:23	0	
22 GRONDAHL T	25 HOVDE M	30 BERGERUD T	31 LIEN KT	32 SOLSTAD T	40 PEDERSEN A	43 LYSE S	0:23	0	
5 SAGOSEN S	10 RONNINGEN V	22 GRONDAHL T	31 LIEN KT	32 SOLSTAD T	35 ANDERSON P	40 PEDERSEN A	0:24	0	

OFFICIAL PARTNERS



EHF PARTNERS



NATIONAL SUPPLIERS



Main Round Group I

Line-Up Analysis

Herning

Attendance: 15.000

Match No: 48

DEN 38 - 24 NOR

NOR - Norway

Score development							Time Played	G Diff.
1 HAUG R	5 SAGOSEN S	10 RONNINGEN V	31 LIEN KT	35 ANDERSON P	40 PEDERSEN A	43 LYSE S	0:27	0
5 SAGOSEN S	22 GRONDAHL T	25 HOVDE M	31 LIEN KT	35 ANDERSON P	40 PEDERSEN A	45 SCHONNINGSEN S	0:35	0
25 HOVDE M	29 FREDRIKSEN M	30 BERGERUD T	31 LIEN KT	40 PEDERSEN A	43 LYSE S	45 SCHONNINGSEN S	0:41	0
5 SAGOSEN S	25 HOVDE M	30 BERGERUD T	31 LIEN KT	32 SOLSTAD T	45 SCHONNINGSEN S	71 BLONZ A	0:43	0
5 SAGOSEN S	29 FREDRIKSEN M	30 BERGERUD T	31 LIEN KT	32 SOLSTAD T	44 GULLIKSEN K	71 BLONZ A	0:43	0
1 HAUG R	5 SAGOSEN S	31 LIEN KT	32 SOLSTAD T	35 ANDERSON P	40 PEDERSEN A	43 LYSE S	0:49	0
22 GRONDAHL T	25 HOVDE M	31 LIEN KT	32 SOLSTAD T	35 ANDERSON P	40 PEDERSEN A	45 SCHONNINGSEN S	0:50	0
1 HAUG R	5 SAGOSEN S	22 GRONDAHL T	31 LIEN KT	32 SOLSTAD T	35 ANDERSON P	40 PEDERSEN A	0:54	0
22 GRONDAHL T	25 HOVDE M	31 LIEN KT	32 SOLSTAD T	43 LYSE S	45 SCHONNINGSEN S	71 BLONZ A	0:55	0
1 HAUG R	5 SAGOSEN S	10 RONNINGEN V	31 LIEN KT	32 SOLSTAD T	40 PEDERSEN A	43 LYSE S	0:58	0
1 HAUG R	10 RONNINGEN V	25 HOVDE M	31 LIEN KT	40 PEDERSEN A	43 LYSE S	45 SCHONNINGSEN S	1:42	0
5 SAGOSEN S	29 FREDRIKSEN M	30 BERGERUD T	31 LIEN KT	32 SOLSTAD T	45 SCHONNINGSEN S	71 BLONZ A	3:16	0
10 RONNINGEN V	30 BERGERUD T	31 LIEN KT	32 SOLSTAD T	35 ANDERSON P	40 PEDERSEN A	43 LYSE S	0:15	-1
1 HAUG R	25 HOVDE M	31 LIEN KT	35 ANDERSON P	40 PEDERSEN A	43 LYSE S	45 SCHONNINGSEN S	0:35	-1
1 HAUG R	10 RONNINGEN V	22 GRONDAHL T	31 LIEN KT	32 SOLSTAD T	35 ANDERSON P	40 PEDERSEN A	0:42	-1
1 HAUG R	5 SAGOSEN S	10 RONNINGEN V	22 GRONDAHL T	25 HOVDE M	31 LIEN KT	35 ANDERSON P	0:45	-1
10 RONNINGEN V	29 FREDRIKSEN M	30 BERGERUD T	31 LIEN KT	32 SOLSTAD T	43 LYSE S	71 BLONZ A	0:45	-1
1 HAUG R	5 SAGOSEN S	10 RONNINGEN V	25 HOVDE M	31 LIEN KT	35 ANDERSON P	40 PEDERSEN A	0:56	-1
22 GRONDAHL T	25 HOVDE M	31 LIEN KT	32 SOLSTAD T	40 PEDERSEN A	43 LYSE S	45 SCHONNINGSEN S	0:56	-1
5 SAGOSEN S	22 GRONDAHL T	31 LIEN KT	32 SOLSTAD T	35 ANDERSON P	40 PEDERSEN A	45 SCHONNINGSEN S	1:05	-1
1 HAUG R	22 GRONDAHL T	25 HOVDE M	31 LIEN KT	35 ANDERSON P	40 PEDERSEN A	45 SCHONNINGSEN S	1:07	-1
5 SAGOSEN S	10 RONNINGEN V	25 HOVDE M	30 BERGERUD T	31 LIEN KT	35 ANDERSON P	40 PEDERSEN A	3:57	-1
5 SAGOSEN S	10 RONNINGEN V	25 HOVDE M	29 FREDRIKSEN M	30 BERGERUD T	31 LIEN KT	71 BLONZ A	0:53	-2
1 HAUG R	10 RONNINGEN V	31 LIEN KT	32 SOLSTAD T	35 ANDERSON P	40 PEDERSEN A	43 LYSE S	2:22	-2
10 RONNINGEN V	25 HOVDE M	29 FREDRIKSEN M	30 BERGERUD T	31 LIEN KT	40 PEDERSEN A	43 LYSE S	2:38	-2
5 SAGOSEN S	10 RONNINGEN V	22 GRONDAHL T	25 HOVDE M	30 BERGERUD T	31 LIEN KT	35 ANDERSON P	1:16	-3
5 SAGOSEN S	10 RONNINGEN V	29 FREDRIKSEN M	30 BERGERUD T	31 LIEN KT	32 SOLSTAD T	71 BLONZ A	2:27	-3
1 HAUG R	5 SAGOSEN S	10 RONNINGEN V	25 HOVDE M	31 LIEN KT	40 PEDERSEN A	43 LYSE S	2:40	-3
10 RONNINGEN V	25 HOVDE M	30 BERGERUD T	31 LIEN KT	35 ANDERSON P	40 PEDERSEN A	43 LYSE S	8:21	-3

Empty Goal							Time Played	GF	GA
5 SAGOSEN S	22 GRONDAHL T	25 HOVDE M	31 LIEN KT	32 SOLSTAD T	35 ANDERSON P	40 PEDERSEN A	1:50	3	0
5 SAGOSEN S	22 GRONDAHL T	31 LIEN KT	32 SOLSTAD T	35 ANDERSON P	40 PEDERSEN A	45 SCHONNINGSEN S	1:05	0	1
22 GRONDAHL T	25 HOVDE M	31 LIEN KT	32 SOLSTAD T	35 ANDERSON P	40 PEDERSEN A	43 LYSE S	1:03	1	0
22 GRONDAHL T	25 HOVDE M	31 LIEN KT	32 SOLSTAD T	40 PEDERSEN A	43 LYSE S	45 SCHONNINGSEN S	0:56	0	1
22 GRONDAHL T	25 HOVDE M	31 LIEN KT	32 SOLSTAD T	43 LYSE S	45 SCHONNINGSEN S	71 BLONZ A	0:55	1	1
22 GRONDAHL T	25 HOVDE M	31 LIEN KT	32 SOLSTAD T	35 ANDERSON P	40 PEDERSEN A	45 SCHONNINGSEN S	0:50	0	0
5 SAGOSEN S	22 GRONDAHL T	25 HOVDE M	31 LIEN KT	35 ANDERSON P	40 PEDERSEN A	45 SCHONNINGSEN S	0:35	0	0
5 SAGOSEN S	10 RONNINGEN V	22 GRONDAHL T	31 LIEN KT	32 SOLSTAD T	35 ANDERSON P	40 PEDERSEN A	0:24	0	0
5 SAGOSEN S	10 RONNINGEN V	22 GRONDAHL T	25 HOVDE M	31 LIEN KT	35 ANDERSON P	40 PEDERSEN A	0:19	1	0
5 SAGOSEN S	25 HOVDE M	31 LIEN KT	32 SOLSTAD T	35 ANDERSON P	40 PEDERSEN A	43 LYSE S	0:14	0	0
10 RONNINGEN V	22 GRONDAHL T	25 HOVDE M	31 LIEN KT	35 ANDERSON P	40 PEDERSEN A	43 LYSE S	0:07	0	0
22 GRONDAHL T	25 HOVDE M	31 LIEN KT	35 ANDERSON P	40 PEDERSEN A	43 LYSE S	45 SCHONNINGSEN S	0:03	0	0
22 GRONDAHL T	25 HOVDE M	29 FREDRIKSEN M	31 LIEN KT	40 PEDERSEN A	43 LYSE S	45 SCHONNINGSEN S	0:03	0	0

Legend:
G Diff. Goals Difference

OFFICIAL PARTNERS



EHF PARTNERS



NATIONAL SUPPLIERS

