

### Preliminary Round - Group D

FRI 14 JAN 2022  
Start Time: 20:30

Bratislava

## Start List

Match No: 20

### AUT - POL

**Referees:** HANSEN Mads (DEN) / MADSEN Jesper (DEN)  
**Reserve Referees:** BIRO Adam (HUN) / KISS Oliver (HUN)

**EHF Supervisor:** SOOS Balázs (HUN)  
**EHF Observer:** NACHEVSKI Dragan (MKD)  
**Timekeeper:** SVARC Samuel (SVK)  
**Scorekeeper:** ADAMKOVIC Matej (SVK)

#### AUT - Austria

No.	Name	Pos.	Height m	Int. Matches		Competition Statistics								
				MP	G	MP	G	7mG	YC	2Min	RC	S	7mS	
32	DOKNIC Golub	GK	1.95	0	0									
39	HAUSLE Ralf Patrick	GK	1.89	0	0									
2	HERMANN Alexander	LB	1.92	0	0									
7	BOZOVIC Janko	RB	2.04	0	0									
8	WEBER Robert	RW	1.79	0	0									
15	POSCH Fabian	P	1.98	0	0									
20	FRIMMEL Sebastian	LW	1.90	0	0									
24	DICKER Daniel	LB	1.98	0	0									
26	HERBURGER Lukas	P	1.97	0	0									
28	ZEINER Gerald	CB	1.90	0	0									
30	ZIVKOVIC Boris	RB	1.95	0	0									
44	RANFTL Julian	RW	1.85	0	0									
45	DAMBOCK Eric	LW	1.81	0	0									
53	BILYK Mykola	CB	1.98	0	0									
55	WAGNER Tobias	P	1.98	0	0									
72	HUTECEK Lukas	LB	1.89	0	0									
(I)	MOSTL Constantin	GK	1.86	0	0									
(I)	MARTINOVIC Marin	CB	1.89	0	0									
(I)	SCHWEIGHOFER Lukas	P	1.91	0	0									
<b>Headcoach</b> PAJOVIC Ales (SLO)				<b>Bench/Team</b>										

AUT Played		
PR	POL	14 JAN
PR	GER	16 JAN
PR	BLR	18 JAN

#### POL - Poland

No.	Name	Pos.	Height m	Int. Matches		Competition Statistics								
				MP	G	MP	G	7mG	YC	2Min	RC	S	7mS	
1	KORNECKI Mateusz	GK	1.94	0	0									
40	ZEMBRZYCKI Mateusz	GK	1.95	0	0									
3	DASZEK Michal	RW	1.82	0	0									
4	JEDRASZCZYK Piotr	CB	1.77	0	0									
5	OLEJNICZAK Michal	CB	1.93	0	0									
6	KOMARZEWSKI Krzysztof	RW	1.88	0	0									
7	WALCZAK Patryk	P	1.99	0	0									
8	BIS Bartlomiej	P	1.94	0	0									
9	SICKO Szymon	LB	2.00	0	0									
12	PIETRASIK Ariel Piotr	LB	2.02	0	0									
18	BECKMAN Melwin	LB	1.98	0	0									
20	PILITOWSKI Maciej	CB	1.88	0	0									
21	SYPRZAK Kamil	P	2.07	0	0									
23	MORYTO Arkadiusz	RW	1.82	0	0									
26	KRAJEWSKI Przemyslaw	LW	1.84	0	0									
28	GEBALA Maciej	P	2.00	0	0									
(I)	SKRZYNIARZ Jakub	GK	1.89	0	0									
(I)	ZARZYCKI Maciej	LB	1.86	0	0									
(I)	CZAPLINSKI Mikolaj	LW	1.88	0	0									
<b>Headcoach</b> ROMBEL Patryk				<b>Bench/Team</b>										

POL Played		
PR	AUT	14 JAN
PR	BLR	16 JAN
PR	GER	18 JAN



**MEN'S EUROPEAN HANDBALL CHAMPIONSHIP**  
**EHF EURO 2022**

**Preliminary Round - Group D**



**MEN'S EHF EURO 2022**  
HUNGARY - SLOVAKIA

FRI 14 JAN 2022  
Start Time: 20:30

**Start List**  
Match No: 20

**Bratislava**

**Legend:**

**2Min** 2-Minute Suspensions  
**G** Goals  
**MP** Matches Played  
**RB** Right Back  
**YC** Yellow Cards

**7mG** 7-metre Goals  
**GK** Goalkeeper  
**P** Pivot  
**RC** Red Cards

**7mS** 7-metre Saves  
**LB** Left Back  
**Pos** Position  
**RW** Right Wing

**CB** Centre Back  
**LW** Left Wing  
**PR** Preliminary Round  
**S** Saves

#### AUT - Austria

Lineup efficiency							Time Played	GF	GA
2 HERMANN A	8 WEBER R	15 POSCH F	20 FRIMMEL S	30 ZIVKOVIC B	32 DOKNIC G	55 WAGNER T	5:34	2	5
2 HERMANN A	8 WEBER R	20 FRIMMEL S	26 HERBURGER L	30 ZIVKOVIC B	39 HAUSLE R	53 BILYK M	4:57	2	2
7 BOZOVIC J	8 WEBER R	15 POSCH F	20 FRIMMEL S	28 ZEINER G	32 DOKNIC G	53 BILYK M	4:04	3	1
2 HERMANN A	8 WEBER R	20 FRIMMEL S	26 HERBURGER L	30 ZIVKOVIC B	32 DOKNIC G	53 BILYK M	3:31	1	3
7 BOZOVIC J	8 WEBER R	20 FRIMMEL S	26 HERBURGER L	32 DOKNIC G	53 BILYK M	72 HUTECEK L	3:17	1	1
7 BOZOVIC J	8 WEBER R	15 POSCH F	20 FRIMMEL S	26 HERBURGER L	32 DOKNIC G	53 BILYK M	3:01	1	3
8 WEBER R	15 POSCH F	20 FRIMMEL S	30 ZIVKOVIC B	32 DOKNIC G	55 WAGNER T	72 HUTECEK L	2:37	3	0
8 WEBER R	20 FRIMMEL S	28 ZEINER G	30 ZIVKOVIC B	39 HAUSLE R	53 BILYK M	55 WAGNER T	2:31	2	0
2 HERMANN A	7 BOZOVIC J	8 WEBER R	20 FRIMMEL S	26 HERBURGER L	32 DOKNIC G	53 BILYK M	2:26	2	3
7 BOZOVIC J	8 WEBER R	20 FRIMMEL S	26 HERBURGER L	32 DOKNIC G	53 BILYK M	55 WAGNER T	2:25	0	4
7 BOZOVIC J	8 WEBER R	20 FRIMMEL S	32 DOKNIC G	53 BILYK M	55 WAGNER T	72 HUTECEK L	2:25	1	0
2 HERMANN A	8 WEBER R	15 POSCH F	20 FRIMMEL S	26 HERBURGER L	32 DOKNIC G	72 HUTECEK L	2:06	1	2
8 WEBER R	20 FRIMMEL S	28 ZEINER G	30 ZIVKOVIC B	32 DOKNIC G	53 BILYK M	55 WAGNER T	1:55	2	0
7 BOZOVIC J	8 WEBER R	20 FRIMMEL S	28 ZEINER G	32 DOKNIC G	53 BILYK M	55 WAGNER T	1:53	2	0
2 HERMANN A	7 BOZOVIC J	8 WEBER R	15 POSCH F	20 FRIMMEL S	32 DOKNIC G	72 HUTECEK L	1:38	2	0
2 HERMANN A	8 WEBER R	20 FRIMMEL S	26 HERBURGER L	32 DOKNIC G	53 BILYK M	72 HUTECEK L	1:30	0	1
2 HERMANN A	8 WEBER R	15 POSCH F	20 FRIMMEL S	30 ZIVKOVIC B	32 DOKNIC G	53 BILYK M	1:10	1	1
7 BOZOVIC J	8 WEBER R	15 POSCH F	20 FRIMMEL S	28 ZEINER G	53 BILYK M	55 WAGNER T	1:08	1	0
2 HERMANN A	8 WEBER R	20 FRIMMEL S	26 HERBURGER L	28 ZEINER G	30 ZIVKOVIC B	53 BILYK M	1:06	1	0
8 WEBER R	15 POSCH F	20 FRIMMEL S	30 ZIVKOVIC B	32 DOKNIC G	53 BILYK M	72 HUTECEK L	1:04	0	1
2 HERMANN A	7 BOZOVIC J	8 WEBER R	15 POSCH F	20 FRIMMEL S	30 ZIVKOVIC B	72 HUTECEK L	1:04	0	0
2 HERMANN A	8 WEBER R	26 HERBURGER L	28 ZEINER G	30 ZIVKOVIC B	39 HAUSLE R	53 BILYK M	1:02	0	1
2 HERMANN A	7 BOZOVIC J	15 POSCH F	20 FRIMMEL S	30 ZIVKOVIC B	32 DOKNIC G	72 HUTECEK L	0:59	0	2
2 HERMANN A	15 POSCH F	20 FRIMMEL S	26 HERBURGER L	30 ZIVKOVIC B	32 DOKNIC G	72 HUTECEK L	0:52	0	0
2 HERMANN A	15 POSCH F	20 FRIMMEL S	26 HERBURGER L	32 DOKNIC G	45 DAMBOCK E	72 HUTECEK L	0:50	0	1
2 HERMANN A	8 WEBER R	20 FRIMMEL S	28 ZEINER G	30 ZIVKOVIC B	32 DOKNIC G	53 BILYK M	0:41	1	1
2 HERMANN A	15 POSCH F	26 HERBURGER L	30 ZIVKOVIC B	32 DOKNIC G	45 DAMBOCK E	72 HUTECEK L	0:33	0	0
2 HERMANN A	8 WEBER R	15 POSCH F	20 FRIMMEL S	30 ZIVKOVIC B	45 DAMBOCK E	72 HUTECEK L	0:30	1	0
8 WEBER R	20 FRIMMEL S	26 HERBURGER L	28 ZEINER G	30 ZIVKOVIC B	39 HAUSLE R	53 BILYK M	0:27	0	1
7 BOZOVIC J	8 WEBER R	15 POSCH F	20 FRIMMEL S	26 HERBURGER L	53 BILYK M	55 WAGNER T	0:24	0	0
7 BOZOVIC J	8 WEBER R	20 FRIMMEL S	26 HERBURGER L	28 ZEINER G	32 DOKNIC G	53 BILYK M	0:22	0	0
7 BOZOVIC J	15 POSCH F	20 FRIMMEL S	28 ZEINER G	32 DOKNIC G	53 BILYK M	55 WAGNER T	0:20	0	1
2 HERMANN A	8 WEBER R	15 POSCH F	30 ZIVKOVIC B	32 DOKNIC G	45 DAMBOCK E	72 HUTECEK L	0:20	0	0
8 WEBER R	20 FRIMMEL S	30 ZIVKOVIC B	32 DOKNIC G	53 BILYK M	55 WAGNER T	72 HUTECEK L	0:18	0	0
2 HERMANN A	8 WEBER R	15 POSCH F	20 FRIMMEL S	30 ZIVKOVIC B	32 DOKNIC G	72 HUTECEK L	0:15	0	1
8 WEBER R	20 FRIMMEL S	26 HERBURGER L	30 ZIVKOVIC B	32 DOKNIC G	53 BILYK M	72 HUTECEK L	0:13	0	0
2 HERMANN A	8 WEBER R	15 POSCH F	20 FRIMMEL S	26 HERBURGER L	30 ZIVKOVIC B	72 HUTECEK L	0:12	1	0
8 WEBER R	20 FRIMMEL S	26 HERBURGER L	30 ZIVKOVIC B	32 DOKNIC G	53 BILYK M	55 WAGNER T	0:11	0	1
2 HERMANN A	8 WEBER R	20 FRIMMEL S	32 DOKNIC G	53 BILYK M	55 WAGNER T	72 HUTECEK L	0:05	0	0
8 WEBER R	15 POSCH F	26 HERBURGER L	30 ZIVKOVIC B	32 DOKNIC G	45 DAMBOCK E	72 HUTECEK L	0:04	0	0

Score development							Time Played	G Diff.
8 WEBER R	15 POSCH F	20 FRIMMEL S	30 ZIVKOVIC B	32 DOKNIC G	55 WAGNER T	72 HUTECEK L	2:37	+3
2 HERMANN A	7 BOZOVIC J	8 WEBER R	15 POSCH F	20 FRIMMEL S	32 DOKNIC G	72 HUTECEK L	1:38	+2
7 BOZOVIC J	8 WEBER R	20 FRIMMEL S	28 ZEINER G	32 DOKNIC G	53 BILYK M	55 WAGNER T	1:53	+2
8 WEBER R	20 FRIMMEL S	28 ZEINER G	30 ZIVKOVIC B	32 DOKNIC G	53 BILYK M	55 WAGNER T	1:55	+2
8 WEBER R	20 FRIMMEL S	28 ZEINER G	30 ZIVKOVIC B	39 HAUSLE R	53 BILYK M	55 WAGNER T	2:31	+2
7 BOZOVIC J	8 WEBER R	15 POSCH F	20 FRIMMEL S	28 ZEINER G	32 DOKNIC G	53 BILYK M	4:04	+2
2 HERMANN A	8 WEBER R	15 POSCH F	20 FRIMMEL S	26 HERBURGER L	30 ZIVKOVIC B	72 HUTECEK L	0:12	+1
2 HERMANN A	8 WEBER R	15 POSCH F	20 FRIMMEL S	30 ZIVKOVIC B	45 DAMBOCK E	72 HUTECEK L	0:30	+1
2 HERMANN A	8 WEBER R	20 FRIMMEL S	26 HERBURGER L	28 ZEINER G	30 ZIVKOVIC B	53 BILYK M	1:06	+1
7 BOZOVIC J	8 WEBER R	15 POSCH F	20 FRIMMEL S	28 ZEINER G	53 BILYK M	55 WAGNER T	1:08	+1
7 BOZOVIC J	8 WEBER R	20 FRIMMEL S	32 DOKNIC G	53 BILYK M	55 WAGNER T	72 HUTECEK L	2:25	+1
8 WEBER R	15 POSCH F	26 HERBURGER L	30 ZIVKOVIC B	32 DOKNIC G	45 DAMBOCK E	72 HUTECEK L	0:04	0
2 HERMANN A	8 WEBER R	20 FRIMMEL S	32 DOKNIC G	53 BILYK M	55 WAGNER T	72 HUTECEK L	0:05	0
8 WEBER R	20 FRIMMEL S	26 HERBURGER L	30 ZIVKOVIC B	32 DOKNIC G	53 BILYK M	72 HUTECEK L	0:13	0
8 WEBER R	20 FRIMMEL S	30 ZIVKOVIC B	32 DOKNIC G	53 BILYK M	55 WAGNER T	72 HUTECEK L	0:18	0
2 HERMANN A	8 WEBER R	15 POSCH F	30 ZIVKOVIC B	32 DOKNIC G	45 DAMBOCK E	72 HUTECEK L	0:20	0
7 BOZOVIC J	8 WEBER R	20 FRIMMEL S	26 HERBURGER L	28 ZEINER G	32 DOKNIC G	53 BILYK M	0:22	0
7 BOZOVIC J	8 WEBER R	15 POSCH F	20 FRIMMEL S	26 HERBURGER L	53 BILYK M	55 WAGNER T	0:24	0
2 HERMANN A	15 POSCH F	26 HERBURGER L	30 ZIVKOVIC B	32 DOKNIC G	45 DAMBOCK E	72 HUTECEK L	0:33	0
2 HERMANN A	7 BOZOVIC J	8 WEBER R	15 POSCH F	20 FRIMMEL S	30 ZIVKOVIC B	72 HUTECEK L	1:04	0
2 HERMANN A	8 WEBER R	15 POSCH F	20 FRIMMEL S	30 ZIVKOVIC B	32 DOKNIC G	53 BILYK M	1:10	0
7 BOZOVIC J	8 WEBER R	20 FRIMMEL S	26 HERBURGER L	32 DOKNIC G	53 BILYK M	72 HUTECEK L	3:17	0
2 HERMANN A	8 WEBER R	20 FRIMMEL S	26 HERBURGER L	30 ZIVKOVIC B	39 HAUSLE R	53 BILYK M	4:57	0
8 WEBER R	20 FRIMMEL S	26 HERBURGER L	30 ZIVKOVIC B	32 DOKNIC G	53 BILYK M	55 WAGNER T	0:11	-1
2 HERMANN A	8 WEBER R	15 POSCH F	20 FRIMMEL S	30 ZIVKOVIC B	32 DOKNIC G	72 HUTECEK L	0:15	-1

FRI 14 JAN 2022

Start Time: 20:30

Bratislava

Attendance: 1.530

Match No: 20

**AUT 31 - 36 POL**

**AUT - Austria**

Score development								Time Played	G Diff.
7 BOZOVIC J	15 POSCH F	20 FRIMMEL S	28 ZEINER G	32 DOKNIC G	53 BILYK M	55 WAGNER T	0:20	-1	
8 WEBER R	20 FRIMMEL S	26 HERBURGER L	28 ZEINER G	30 ZIVKOVIC B	39 HAUSLE R	53 BILYK M	0:27	-1	
2 HERMANN A	15 POSCH F	20 FRIMMEL S	26 HERBURGER L	32 DOKNIC G	45 DAMBOCK E	72 HUTECEK L	0:50	-1	
2 HERMANN A	8 WEBER R	26 HERBURGER L	28 ZEINER G	30 ZIVKOVIC B	39 HAUSLE R	53 BILYK M	1:02	-1	
8 WEBER R	15 POSCH F	20 FRIMMEL S	30 ZIVKOVIC B	32 DOKNIC G	53 BILYK M	72 HUTECEK L	1:04	-1	
2 HERMANN A	8 WEBER R	20 FRIMMEL S	26 HERBURGER L	32 DOKNIC G	53 BILYK M	72 HUTECEK L	1:30	-1	
2 HERMANN A	8 WEBER R	15 POSCH F	20 FRIMMEL S	26 HERBURGER L	32 DOKNIC G	72 HUTECEK L	2:06	-1	
2 HERMANN A	7 BOZOVIC J	8 WEBER R	20 FRIMMEL S	26 HERBURGER L	32 DOKNIC G	53 BILYK M	2:26	-1	
2 HERMANN A	7 BOZOVIC J	15 POSCH F	20 FRIMMEL S	30 ZIVKOVIC B	32 DOKNIC G	72 HUTECEK L	0:59	-2	
7 BOZOVIC J	8 WEBER R	15 POSCH F	20 FRIMMEL S	26 HERBURGER L	32 DOKNIC G	53 BILYK M	3:01	-2	
2 HERMANN A	8 WEBER R	20 FRIMMEL S	26 HERBURGER L	30 ZIVKOVIC B	32 DOKNIC G	53 BILYK M	3:31	-2	
2 HERMANN A	8 WEBER R	15 POSCH F	20 FRIMMEL S	30 ZIVKOVIC B	32 DOKNIC G	55 WAGNER T	5:34	-3	
7 BOZOVIC J	8 WEBER R	20 FRIMMEL S	26 HERBURGER L	32 DOKNIC G	53 BILYK M	55 WAGNER T	2:25	-4	

Empty Net								Time Played	GF	GA
7 BOZOVIC J	8 WEBER R	15 POSCH F	20 FRIMMEL S	28 ZEINER G	53 BILYK M	55 WAGNER T	1:08	1	0	
2 HERMANN A	8 WEBER R	20 FRIMMEL S	26 HERBURGER L	28 ZEINER G	30 ZIVKOVIC B	53 BILYK M	1:06	1	0	
2 HERMANN A	7 BOZOVIC J	8 WEBER R	15 POSCH F	20 FRIMMEL S	30 ZIVKOVIC B	72 HUTECEK L	1:04	0	0	
2 HERMANN A	8 WEBER R	15 POSCH F	20 FRIMMEL S	30 ZIVKOVIC B	45 DAMBOCK E	72 HUTECEK L	0:30	1	0	
7 BOZOVIC J	8 WEBER R	15 POSCH F	20 FRIMMEL S	26 HERBURGER L	53 BILYK M	55 WAGNER T	0:24	0	0	
2 HERMANN A	8 WEBER R	15 POSCH F	20 FRIMMEL S	26 HERBURGER L	30 ZIVKOVIC B	72 HUTECEK L	0:12	1	0	

FRI 14 JAN 2022

Start Time: 20:30

Bratislava

Attendance: 1.530

Match No: 20

**AUT 31 - 36 POL**

**POL - Poland**

Lineup efficiency								Time Played	GF	GA
1 KORNECKI M	3 DASZEK M	5 OLEJNICZAK M	7 WALCZAK P	23 MORYTO A	26 KRAJEWSKI P	28 GEBALA M	17:03	7	11	
1 KORNECKI M	3 DASZEK M	5 OLEJNICZAK M	9 SICKO S	21 SYPRZAK K	23 MORYTO A	26 KRAJEWSKI P	9:09	7	3	
1 KORNECKI M	3 DASZEK M	5 OLEJNICZAK M	9 SICKO S	23 MORYTO A	26 KRAJEWSKI P	28 GEBALA M	6:45	7	2	
1 KORNECKI M	5 OLEJNICZAK M	7 WALCZAK P	9 SICKO S	23 MORYTO A	26 KRAJEWSKI P	28 GEBALA M	3:36	1	4	
1 KORNECKI M	3 DASZEK M	12 PIETRASIK A	20 PILITOWSKI M	21 SYPRZAK K	23 MORYTO A	26 KRAJEWSKI P	2:44	0	1	
1 KORNECKI M	7 WALCZAK P	8 BIS B	9 SICKO S	23 MORYTO A	26 KRAJEWSKI P	28 GEBALA M	2:31	2	0	
1 KORNECKI M	3 DASZEK M	5 OLEJNICZAK M	12 PIETRASIK A	23 MORYTO A	26 KRAJEWSKI P	28 GEBALA M	2:20	3	0	
1 KORNECKI M	5 OLEJNICZAK M	7 WALCZAK P	12 PIETRASIK A	23 MORYTO A	26 KRAJEWSKI P	28 GEBALA M	2:16	1	3	
1 KORNECKI M	7 WALCZAK P	12 PIETRASIK A	20 PILITOWSKI M	23 MORYTO A	26 KRAJEWSKI P	28 GEBALA M	2:13	2	1	
1 KORNECKI M	3 DASZEK M	9 SICKO S	20 PILITOWSKI M	23 MORYTO A	26 KRAJEWSKI P	28 GEBALA M	1:00	1	0	
3 DASZEK M	5 OLEJNICZAK M	7 WALCZAK P	9 SICKO S	23 MORYTO A	26 KRAJEWSKI P	28 GEBALA M	0:58	1	0	
3 DASZEK M	5 OLEJNICZAK M	9 SICKO S	12 PIETRASIK A	23 MORYTO A	26 KRAJEWSKI P	28 GEBALA M	0:52	1	0	
1 KORNECKI M	3 DASZEK M	5 OLEJNICZAK M	7 WALCZAK P	9 SICKO S	26 KRAJEWSKI P	28 GEBALA M	0:47	0	1	
1 KORNECKI M	3 DASZEK M	5 OLEJNICZAK M	7 WALCZAK P	9 SICKO S	23 MORYTO A	26 KRAJEWSKI P	0:45	1	0	
1 KORNECKI M	3 DASZEK M	9 SICKO S	20 PILITOWSKI M	21 SYPRZAK K	23 MORYTO A	26 KRAJEWSKI P	0:42	0	1	
1 KORNECKI M	5 OLEJNICZAK M	7 WALCZAK P	8 BIS B	9 SICKO S	23 MORYTO A	26 KRAJEWSKI P	0:41	0	0	
1 KORNECKI M	3 DASZEK M	5 OLEJNICZAK M	7 WALCZAK P	20 PILITOWSKI M	23 MORYTO A	26 KRAJEWSKI P	0:40	0	0	
1 KORNECKI M	3 DASZEK M	5 OLEJNICZAK M	7 WALCZAK P	21 SYPRZAK K	23 MORYTO A	26 KRAJEWSKI P	0:37	0	0	
1 KORNECKI M	3 DASZEK M	5 OLEJNICZAK M	7 WALCZAK P	8 BIS B	26 KRAJEWSKI P	28 GEBALA M	0:37	0	1	
1 KORNECKI M	5 OLEJNICZAK M	7 WALCZAK P	8 BIS B	23 MORYTO A	26 KRAJEWSKI P	28 GEBALA M	0:36	0	1	
3 DASZEK M	5 OLEJNICZAK M	7 WALCZAK P	9 SICKO S	20 PILITOWSKI M	23 MORYTO A	26 KRAJEWSKI P	0:33	1	0	
1 KORNECKI M	5 OLEJNICZAK M	7 WALCZAK P	20 PILITOWSKI M	23 MORYTO A	26 KRAJEWSKI P	28 GEBALA M	0:30	0	0	
1 KORNECKI M	7 WALCZAK P	12 PIETRASIK A	20 PILITOWSKI M	21 SYPRZAK K	26 KRAJEWSKI P	28 GEBALA M	0:22	0	0	
1 KORNECKI M	3 DASZEK M	7 WALCZAK P	12 PIETRASIK A	20 PILITOWSKI M	23 MORYTO A	26 KRAJEWSKI P	0:21	1	0	
1 KORNECKI M	12 PIETRASIK A	20 PILITOWSKI M	21 SYPRZAK K	23 MORYTO A	26 KRAJEWSKI P	28 GEBALA M	0:17	0	0	
5 OLEJNICZAK M	7 WALCZAK P	12 PIETRASIK A	23 MORYTO A	26 KRAJEWSKI P	28 GEBALA M	40 ZEMBRZYCKI M	0:12	0	1	
1 KORNECKI M	3 DASZEK M	5 OLEJNICZAK M	7 WALCZAK P	9 SICKO S	20 PILITOWSKI M	23 MORYTO A	0:10	0	0	
5 OLEJNICZAK M	7 WALCZAK P	8 BIS B	9 SICKO S	23 MORYTO A	26 KRAJEWSKI P	40 ZEMBRZYCKI M	0:08	0	1	
1 KORNECKI M	3 DASZEK M	5 OLEJNICZAK M	21 SYPRZAK K	23 MORYTO A	26 KRAJEWSKI P	28 GEBALA M	0:05	0	0	
1 KORNECKI M	3 DASZEK M	12 PIETRASIK A	20 PILITOWSKI M	23 MORYTO A	26 KRAJEWSKI P	28 GEBALA M	0:05	0	0	
1 KORNECKI M	3 DASZEK M	5 OLEJNICZAK M	12 PIETRASIK A	21 SYPRZAK K	23 MORYTO A	26 KRAJEWSKI P	0:04	0	0	
1 KORNECKI M	7 WALCZAK P	12 PIETRASIK A	20 PILITOWSKI M	21 SYPRZAK K	23 MORYTO A	26 KRAJEWSKI P	0:04	0	0	
1 KORNECKI M	3 DASZEK M	7 WALCZAK P	20 PILITOWSKI M	23 MORYTO A	26 KRAJEWSKI P	28 GEBALA M	0:03	0	0	
1 KORNECKI M	5 OLEJNICZAK M	7 WALCZAK P	9 SICKO S	21 SYPRZAK K	23 MORYTO A	26 KRAJEWSKI P	0:03	0	0	
1 KORNECKI M	3 DASZEK M	8 BIS B	9 SICKO S	23 MORYTO A	26 KRAJEWSKI P	28 GEBALA M	0:03	0	0	
5 OLEJNICZAK M	7 WALCZAK P	9 SICKO S	23 MORYTO A	26 KRAJEWSKI P	28 GEBALA M	40 ZEMBRZYCKI M	0:03	0	0	
3 DASZEK M	5 OLEJNICZAK M	9 SICKO S	23 MORYTO A	26 KRAJEWSKI P	28 GEBALA M	40 ZEMBRZYCKI M	0:03	0	0	
1 KORNECKI M	3 DASZEK M	7 WALCZAK P	8 BIS B	9 SICKO S	26 KRAJEWSKI P	28 GEBALA M	0:02	0	0	

Score development								Time Played	G Diff.
1 KORNECKI M	3 DASZEK M	5 OLEJNICZAK M	9 SICKO S	23 MORYTO A	26 KRAJEWSKI P	28 GEBALA M	6:45	+5	
1 KORNECKI M	3 DASZEK M	5 OLEJNICZAK M	9 SICKO S	21 SYPRZAK K	23 MORYTO A	26 KRAJEWSKI P	9:09	+4	
1 KORNECKI M	3 DASZEK M	5 OLEJNICZAK M	12 PIETRASIK A	23 MORYTO A	26 KRAJEWSKI P	28 GEBALA M	2:20	+3	
1 KORNECKI M	7 WALCZAK P	8 BIS B	9 SICKO S	23 MORYTO A	26 KRAJEWSKI P	28 GEBALA M	2:31	+2	
1 KORNECKI M	3 DASZEK M	7 WALCZAK P	12 PIETRASIK A	20 PILITOWSKI M	23 MORYTO A	26 KRAJEWSKI P	0:21	+1	
3 DASZEK M	5 OLEJNICZAK M	7 WALCZAK P	9 SICKO S	20 PILITOWSKI M	23 MORYTO A	26 KRAJEWSKI P	0:33	+1	
1 KORNECKI M	3 DASZEK M	5 OLEJNICZAK M	7 WALCZAK P	9 SICKO S	23 MORYTO A	26 KRAJEWSKI P	0:45	+1	
3 DASZEK M	5 OLEJNICZAK M	9 SICKO S	12 PIETRASIK A	23 MORYTO A	26 KRAJEWSKI P	28 GEBALA M	0:52	+1	
3 DASZEK M	5 OLEJNICZAK M	7 WALCZAK P	9 SICKO S	23 MORYTO A	26 KRAJEWSKI P	28 GEBALA M	0:58	+1	
1 KORNECKI M	3 DASZEK M	9 SICKO S	20 PILITOWSKI M	23 MORYTO A	26 KRAJEWSKI P	28 GEBALA M	1:00	+1	
1 KORNECKI M	7 WALCZAK P	12 PIETRASIK A	20 PILITOWSKI M	23 MORYTO A	26 KRAJEWSKI P	28 GEBALA M	2:13	+1	
1 KORNECKI M	3 DASZEK M	7 WALCZAK P	8 BIS B	9 SICKO S	26 KRAJEWSKI P	28 GEBALA M	0:02	0	
1 KORNECKI M	3 DASZEK M	7 WALCZAK P	20 PILITOWSKI M	23 MORYTO A	26 KRAJEWSKI P	28 GEBALA M	0:03	0	
1 KORNECKI M	5 OLEJNICZAK M	7 WALCZAK P	9 SICKO S	21 SYPRZAK K	23 MORYTO A	26 KRAJEWSKI P	0:03	0	
1 KORNECKI M	3 DASZEK M	8 BIS B	9 SICKO S	23 MORYTO A	26 KRAJEWSKI P	28 GEBALA M	0:03	0	
5 OLEJNICZAK M	7 WALCZAK P	9 SICKO S	23 MORYTO A	26 KRAJEWSKI P	28 GEBALA M	40 ZEMBRZYCKI M	0:03	0	
3 DASZEK M	5 OLEJNICZAK M	9 SICKO S	23 MORYTO A	26 KRAJEWSKI P	28 GEBALA M	40 ZEMBRZYCKI M	0:03	0	
1 KORNECKI M	3 DASZEK M	5 OLEJNICZAK M	12 PIETRASIK A	21 SYPRZAK K	23 MORYTO A	26 KRAJEWSKI P	0:04	0	
1 KORNECKI M	7 WALCZAK P	12 PIETRASIK A	20 PILITOWSKI M	21 SYPRZAK K	23 MORYTO A	26 KRAJEWSKI P	0:04	0	
1 KORNECKI M	3 DASZEK M	5 OLEJNICZAK M	21 SYPRZAK K	23 MORYTO A	26 KRAJEWSKI P	28 GEBALA M	0:05	0	
1 KORNECKI M	3 DASZEK M	12 PIETRASIK A	20 PILITOWSKI M	23 MORYTO A	26 KRAJEWSKI P	28 GEBALA M	0:05	0	
1 KORNECKI M	3 DASZEK M	5 OLEJNICZAK M	7 WALCZAK P	9 SICKO S	20 PILITOWSKI M	23 MORYTO A	0:10	0	
1 KORNECKI M	12 PIETRASIK A	20 PILITOWSKI M	21 SYPRZAK K	23 MORYTO A	26 KRAJEWSKI P	28 GEBALA M	0:17	0	
1 KORNECKI M	7 WALCZAK P	12 PIETRASIK A	20 PILITOWSKI M	21 SYPRZAK K	26 KRAJEWSKI P	28 GEBALA M	0:22	0	
1 KORNECKI M	5 OLEJNICZAK M	7 WALCZAK P	20 PILITOWSKI M	23 MORYTO A	26 KRAJEWSKI P	28 GEBALA M	0:30	0	
1 KORNECKI M	3 DASZEK M	5 OLEJNICZAK M	7 WALCZAK P	21 SYPRZAK K	23 MORYTO A	26 KRAJEWSKI P	0:37	0	
1 KORNECKI M	3 DASZEK M	5 OLEJNICZAK M	7 WALCZAK P	20 PILITOWSKI M	23 MORYTO A	26 KRAJEWSKI P	0:40	0	
1 KORNECKI M	5 OLEJNICZAK M	7 WALCZAK P	8 BIS B	9 SICKO S	23 MORYTO A	26 KRAJEWSKI P	0:41	0	
5 OLEJNICZAK M	7 WALCZAK P	8 BIS B	9 SICKO S	23 MORYTO A	26 KRAJEWSKI P	40 ZEMBRZYCKI M	0:08	-1	

FRI 14 JAN 2022

Start Time: 20:30

Bratislava

Attendance: 1.530

Match No: 20

**AUT 31 - 36 POL**

**POL - Poland**

Score development								Time Played	G Diff.
5 OLEJNICZAK M	7 WALCZAK P	12 PIETRASIK A	23 MORYTO A	26 KRAJEWSKI P	28 GEBALA M	40 ZEMBRZYCKI M		0:12	-1
1 KORNECKI M	5 OLEJNICZAK M	7 WALCZAK P	8 BIS B	23 MORYTO A	26 KRAJEWSKI P	28 GEBALA M		0:36	-1
1 KORNECKI M	3 DASZEK M	5 OLEJNICZAK M	7 WALCZAK P	8 BIS B	26 KRAJEWSKI P	28 GEBALA M		0:37	-1
1 KORNECKI M	3 DASZEK M	9 SICKO S	20 PILITOWSKI M	21 SYPRZAK K	23 MORYTO A	26 KRAJEWSKI P		0:42	-1
1 KORNECKI M	3 DASZEK M	5 OLEJNICZAK M	7 WALCZAK P	9 SICKO S	26 KRAJEWSKI P	28 GEBALA M		0:47	-1
1 KORNECKI M	3 DASZEK M	12 PIETRASIK A	20 PILITOWSKI M	21 SYPRZAK K	23 MORYTO A	26 KRAJEWSKI P		2:44	-1
1 KORNECKI M	5 OLEJNICZAK M	7 WALCZAK P	12 PIETRASIK A	23 MORYTO A	26 KRAJEWSKI P	28 GEBALA M		2:16	-2
1 KORNECKI M	5 OLEJNICZAK M	7 WALCZAK P	9 SICKO S	23 MORYTO A	26 KRAJEWSKI P	28 GEBALA M		3:36	-3
1 KORNECKI M	3 DASZEK M	5 OLEJNICZAK M	7 WALCZAK P	23 MORYTO A	26 KRAJEWSKI P	28 GEBALA M		17:03	-4

Empty Net								Time Played	GF	GA
3 DASZEK M	5 OLEJNICZAK M	7 WALCZAK P	9 SICKO S	23 MORYTO A	26 KRAJEWSKI P	28 GEBALA M		0:58	1	0
3 DASZEK M	5 OLEJNICZAK M	9 SICKO S	12 PIETRASIK A	23 MORYTO A	26 KRAJEWSKI P	28 GEBALA M		0:52	1	0
3 DASZEK M	5 OLEJNICZAK M	7 WALCZAK P	9 SICKO S	20 PILITOWSKI M	23 MORYTO A	26 KRAJEWSKI P		0:33	1	0

Legend:  
G Diff. Goals Difference



FRI 14 JAN 2022  
Start Time: 20:30

## Results

Match No: 20

Bratislava

Attendance: 1.530

## AUT 31 - 36 POL

(14 - 17) (17 - 19)

Referees: HANSEN Mads (DEN) / MADSEN Jesper (DEN)

### Austria

Coach: PAJOVIC Ales

Time outs: 2

No	Name	Total			Goals / Shots						Punishments			TP		
		Goals	Shots	%	7mP	6mC	Wing	BT	FB	FTO	9m	YC	RC		2M	
2	HERMANN Alexander	3	4	75		1/1		2/3								31:21
7	BOZOVIC Janko	1	3	33		0/1					1/2					25:26
8	WEBER Robert	4	6	67	1/2		1/2		2/2							56:26
15	POSCH Fabian	7	8	88		5/6	1/1		1/1					1		28:45
20	FRIMMEL Sebastian	8	9	89	5/5	1/2		1/1	1/1					1		58:01
24	DICKER Daniel															0:00
26	HERBURGER Lukas													1		29:29
28	ZEINER Gerald	3	6	50		1/3	1/1	0/1			1/1					15:29
30	ZIVKOVIC Boris	1	2	50		1/1	0/1							1		32:06
32	DOKNIC Golub															46:39
39	HAUSLE Ralf Patrick															8:57
44	RANFTL Julian															0:00
45	DAMBOCK Eric															2:17
53	BILYK Mykola	3	5	60		2/3	1/1				0/1			1		42:26
55	WAGNER Tobias	1	3	33		1/3										21:46
72	HUTECEK Lukas	0	2	0				0/2								20:52
Totals		31	48	65	6/7	12/20	4/6	3/7	4/4		2/4			5		60:00

No	Name	Total			Saves / Shots						
		Saves	Shots	%	7mP	6mC	Wing	BT	FB	FTO	9m
32	DOKNIC Golub	6	38	16	0/2	4/9	1/10	0/10	0/4		1/3
39	HAUSLE Ralf Patrick	3	7	43	0/1	0/1	2/2		0/1		1/2
Totals		9	45	20	0/3	4/10	3/12	0/10	0/5		2/5

### Poland

Coach: ROMBEL Patryk

Time outs: 2

No	Name	Total			Goals / Shots						Punishments			TP		
		Goals	Shots	%	7mP	6mC	Wing	BT	FB	FTO	9m	YC	RC		2M	
1	KORNECKI Mateusz															57:11
3	DASZEK Michal	6	7	86		1/1	0/1	5/5								46:28
4	JEDRASZCZYK Piotr															0:00
5	OLEJNICZAK Michal	2	2	100				2/2						1		49:33
6	KOMARZEWSKI Krzysztof															0:00
7	WALCZAK Patryk	2	2	100		1/1	1/1									35:51
8	BIS Bartlomiej															4:38
9	SICKO Szymon	6	10	60		1/3	1/1	2/2			2/4			1		28:51
12	PIETRASIK Ariel Piotr	2	3	67				1/1			1/2					11:50
18	BECKMAN Melwin															0:00
20	PILITOWSKI Maciej															9:44
21	SYPRZAK Kamil	2	3	67		2/3										14:07
23	MORYTO Arkadiusz	9	12	75	3/4		3/5		3/3							58:12
26	KRAJEWSKI Przemyslaw	6	7	86		0/1	4/4		2/2							59:50
28	GEBALA Maciej	1	2	50		1/2								1		43:19
40	ZEMBRZYCKI Mateusz															0:26
Totals		36	48	75	3/4	6/11	9/12	10/10	5/5		3/6			1	2	60:00

No	Name	Total			Saves / Shots						
		Saves	Shots	%	7mP	6mC	Wing	BT	FB	FTO	9m
1	KORNECKI Mateusz	11	40	28	0/4	6/18	1/5	3/6	0/4		1/3
40	ZEMBRZYCKI Mateusz	0	2	0	0/2						
Totals		11	42	26	0/6	6/18	1/5	3/6	0/4		1/3

### Attacks

Team	All		Player Majority		Player Minority		Position Attacks		FB		Ind. FB		Team FB		TO	TO %
	G/Att.	%	G/Att.	%	G/Att.	%	G/Att.	%	G/Att.	%	G/Att.	%	G/Att.	%		
AUT	31/54	57	2/3	67	4/7	57	27/47	57	4/7	57		4/7	57	7	13	
POL	36/57	63	7/8	88	0/1	0	31/49	63	5/8	63		5/8	63	9	16	

### RUNNING SCORE

AUT - POL	
<b>1st Half</b>	
POSCH F	1 (1') 0
POSCH F	2 (2') 0
	2 (3') 1 DASZEK M
	2 (4') 2 WALCZAK P
ZEINER G	3 (5') 2
	3 (5') 3 KRAJEWSKI P
WEBER R	4 (6') 3
	4 (7') 4 MORYTO A
	4 (8') 5 DASZEK M
ZEINER G	5 (9') 5
	5 (10') 6 SICKO S
	5 (11') 7 SICKO S
FRIMMEL S	6 (12') 7
	6 (12') 8 SICKO S
BOZOVIC J	7 (12') 8
	7 (13') 9 KRAJEWSKI P
FRIMMEL S	8 (14') 9
	8 (16') 10 DASZEK M
WAGNER T	9 (18') 10
	9 (19') 11 KRAJEWSKI P
POSCH F	10 (21') 11
	10 (22') 12 SICKO S
HERMANN A	11 (24') 12
	11 (24') 13 MORYTO A
	11 (26') 14 SICKO S
	11 (26') 15 MORYTO A
HERMANN A	12 (27') 15
	12 (27') 16 GEBALA M
WEBER R	13 (29') 16
	13 (29') 17 SYPRZAK K
POSCH F	14 (30') 17
<b>2nd Half</b>	
	14 (31') 18 OLEJNICZAK M
POSCH F	15 (32') 18
	15 (33') 19 MORYTO A
BILYK M	16 (34') 19
	16 (35') 20 DASZEK M
	16 (35') 21 MORYTO A
POSCH F	17 (36') 21
	17 (36') 22 MORYTO A
POSCH F	18 (38') 22
FRIMMEL S	19 (38') 22
	19 (39') 23 KRAJEWSKI P
FRIMMEL S	20 (40') 23
	20 (41') 24 KRAJEWSKI P
	20 (41') 25 MORYTO A
WEBER R	21 (42') 25
	21 (44') 26 SICKO S
HERMANN A	22 (44') 27 WALCZAK P
FRIMMEL S	23 (45') 27
	23 (46') 28 MORYTO A
FRIMMEL S	24 (47') 28
	24 (48') 29 DASZEK M
FRIMMEL S	25 (49') 29
	25 (50') 30 PIETRASIK A
BILYK M	26 (50') 30
	26 (51') 31 DASZEK M
BILYK M	27 (51') 31
	27 (51') 32 OLEJNICZAK M
FRIMMEL S	28 (52') 32
	28 (54') 33 PIETRASIK A
ZIVKOVIC B	29 (54') 33
	29 (55') 34 MORYTO A
	29 (56') 35 SYPRZAK K
WEBER R	30 (57') 35
	30 (59') 36 KRAJEWSKI P
ZEINER G	31 (60') 36

Legend:	
%	Efficiency
9m	9-metre Shots
FTO	Fast Throw off
TO	Turnover
2M	2-Minute Suspensions
BT	Breakthroughs
G/Att.	Goals/Attacks
TP	Time Played
6mC	6-metre Centre Shots
EG	Empty Goal
Ind.	Individual
YC	Yellow Cards
7m	7-metre Penalty Shots
FB	Fast Breaks
RC	Red Cards

FRI 14 JAN 2022

Start Time: 20:30

## Play by Play

Match No: 20

Bratislava

### AUT 31 - 36 POL

(14 - 17) (17 - 19)

**Referees:** HANSEN Mads (DEN) / MADSEN Jesper (DEN)

<b>AUT</b>	2 HERMANN Alexander	7 BOZOVIC Janko	8 WEBER Robert	15 POSCH Fabian
	20 FRIMMEL Sebastian	24 DICKER Daniel	26 HERBURGER Lukas	28 ZEINER Gerald
	30 ZIVKOVIC Boris	32 DOKNIC Golub	39 HAUSLE Ralf Patrick	44 RANFTL Julian
	45 DAMBOCK Eric	53 BILYK Mykola	55 WAGNER Tobias	72 HUTECEK Lukas
	A GIERLINGER Erwin	B PAJOVIC Ales	C KINTSCHER Andre	D EHRENBERGER Patrick
<b>POL</b>	1 KORNECKI Mateusz	3 DASZEK Michal	4 JEDRASZCZYK Piotr	5 OLEJNICZAK Michal
	6 KOMARZEWSKI Krzysztof	7 WALCZAK Patryk	8 BIS Bartlomiej	9 SICKO Szymon
	12 PIETRASIK Ariel Piotr	18 BECKMAN Melwin	20 PILITOWSKI Maciej	21 SYPRZAK Kamil
	23 MORYTO Arkadiusz	26 KRAJEWSKI Przemyslaw	28 GEBALA Maciej	40 ZEMBRZYCKI Mateusz
	A JURECKI Bartosz	B ROMBEL Patryk	C WICHARY Marcin	D BUCZAK Jerzy

### 1st HALF

Match Time	AUT - Austria	Score	Lead	POL - Poland
0:00	32 DOKNIC G Goalkeeper			1 KORNECKI M Goalkeeper
0:52	15 POSCH F Goal centre 6m bottom right (8 WEBER R), 98 km/h	1 - 0	+1	
1:04	7 BOZOVIC J Block			9 SICKO S Shot centre 6m blocked
1:42	15 POSCH F Goal left wing bottom right (28 ZEINER G)	2 - 0	+2	
2:31		2 - 1	+1	
3:31	28 ZEINER G Turnover (FB)			3 DASZEK M Goal breakthrough bottom left, 92 km/h
3:41		2 - 2	0	5 OLEJNICZAK M Steal
4:33	28 ZEINER G Goal centre 6m top left (7 BOZOVIC J), 99 km/h	3 - 2	+1	7 WALCZAK P Goal right wing bottom left (5 OLEJNICZAK M), 87 km/h
4:46		3 - 3	0	26 KRAJEWSKI P Goal right wing top left, 116 km/h
5:29	15 POSCH F 7m received			7 WALCZAK P 7m caused
5:54	8 WEBER R Goal Penalty shot top right (15 POSCH F), 75 km/h	4 - 3	+1	
6:27	15 POSCH F 7m caused			5 OLEJNICZAK M 7m received
6:27	15 POSCH F 2-minutes suspension			
6:28				
6:48		4 - 4	0	
7:05	55 WAGNER T for 32 DOKNIC G Empty goal			23 MORYTO A Goal Penalty shot bottom right (5 OLEJNICZAK M), 99 km/h
7:14	55 WAGNER T Shot centre 6m saved bottom right			
7:29	32 DOKNIC G for 26 HERBURGER L Goalkeeper back			
7:41		4 - 5	-1	3 DASZEK M Goal centre 6m top left (5 OLEJNICZAK M)
7:49	8 WEBER R for 32 DOKNIC G Empty goal			
8:24	28 ZEINER G Goal left wing top right (53 BILYK M), 91 km/h	5 - 5	0	
8:28				
8:57	32 DOKNIC G for 28 ZEINER G Goalkeeper back			
9:11		5 - 6	-1	9 SICKO S Goal breakthrough bottom left, 77 km/h
9:21	55 WAGNER T 7m received			28 GEBALA M 7m caused
9:39	8 WEBER R Penalty shot missed			
10:21		5 - 7	-2	
11:01	20 FRIMMEL S Goal centre 6m top right (53 BILYK M), 98 km/h	6 - 7	-1	9 SICKO S Goal centre 6m bottom right (23 MORYTO A)
11:21		6 - 8	-2	9 SICKO S Goal left wing bottom left, 109 km/h
11:34				23 MORYTO A Turnover
11:58	7 BOZOVIC J Goal left 9m bottom left (53 BILYK M), 108 km/h	7 - 8	-1	
12:11	55 WAGNER T Block			9 SICKO S Shot centre 9m blocked
12:34	28 ZEINER G Shot centre 6m missed			
12:48		7 - 9	-2	
13:14	72 HUTECEK L 7m received			26 KRAJEWSKI P Goal left wing top centre (5 OLEJNICZAK M), 62 km/h
13:14				5 OLEJNICZAK M 7m caused
13:15				5 OLEJNICZAK M 2-minutes suspension
13:18	20 FRIMMEL S Goal Penalty shot bottom left (72 HUTECEK L), 77 km/h	8 - 9	-1	
14:09				20 PILITOWSKI M Technical Fault
14:42	7 BOZOVIC J Technical Fault			
14:52				9 SICKO S for 1 KORNECKI M Empty goal
15:15				
15:15		8 - 10	-2	
15:25				3 DASZEK M Goal breakthrough bottom left, 132 km/h
15:45	72 HUTECEK L Shot breakthrough missed			1 KORNECKI M for 9 SICKO S Goalkeeper back
16:38				
17:49	55 WAGNER T Goal centre 6m top left, 121 km/h	9 - 10	-1	3 DASZEK M Turnover
17:58				28 GEBALA M Shot centre 6m saved middle right



## Play by Play

Match No: 20

## AUT 31 - 36 POL

(14 - 17) (17 - 19)

### 1st HALF

Match Time	AUT - Austria	Score	Lead	POL - Poland
18:08		9 - 11	-2	26 KRAJEWSKI P Goal left wing top left, 53 km/h
18:39	7 BOZOVIC J Turnover			
19:19				21 SYPRZAK K Shot centre 6m saved bottom left
19:27	32 DOKNIC G Turnover			
20:15	20 FRIMMEL S 7m caused			21 SYPRZAK K 7m received
20:15	20 FRIMMEL S 2-minutes suspension			
20:15				23 MORYTO A Penalty shot post
20:16				
20:37	2 HERMANN A for 32 DOKNIC G Empty goal			
20:57	15 POSCH F Goal centre 6m bottom right (72 HUTECEK L), 106 km/h	10 - 11	-1	
21:07	32 DOKNIC G for 20 FRIMMEL S Goalkeeper back			
21:47		10 - 12	-2	9 SICKO S Goal centre 9m bottom right, 92 km/h
22:16				
22:30	8 WEBER R for 32 DOKNIC G Empty goal			
22:30	32 DOKNIC G for 20 FRIMMEL S Goalkeeper back			
22:50	Team timeout			
22:54	2 HERMANN A for 32 DOKNIC G Empty goal			
23:00	2 HERMANN A Goal breakthrough bottom right, 96 km/h	11 - 12	-1	
23:06	32 DOKNIC G for 8 WEBER R Goalkeeper back			
23:58	30 ZIVKOVIC B 7m caused			26 KRAJEWSKI P 7m received
23:58	30 ZIVKOVIC B 2-minutes suspension			
23:58		11 - 13	-2	23 MORYTO A Goal Penalty shot bottom right (26 KRAJEWSKI P), 100 km/h
23:59				
24:13	7 BOZOVIC J for 32 DOKNIC G Empty goal			
24:41	15 POSCH F Shot centre 6m saved top centre			
24:45	32 DOKNIC G for 8 WEBER R Goalkeeper back			
25:08		11 - 14	-3	9 SICKO S Goal centre 9m top left, 119 km/h
25:18	8 WEBER R for 32 DOKNIC G Empty goal			
25:48	7 BOZOVIC J Shot centre 9m missed			
25:50	32 DOKNIC G for 8 WEBER R Goalkeeper back			
25:54		11 - 15	-4	23 MORYTO A Goal fast break bottom left (1 KORNECKI M), 95 km/h
25:59				
26:22	2 HERMANN A Goal centre 6m bottom left (7 BOZOVIC J), 87 km/h	12 - 15	-3	
26:31		12 - 16	-4	28 GEBALA M Goal centre 6m bottom right (9 SICKO S), 100 km/h
27:14	7 BOZOVIC J Shot centre 6m saved bottom left			
28:01				9 SICKO S Turnover
28:09	8 WEBER R Goal fast break bottom right (72 HUTECEK L), 83 km/h	13 - 16	-3	
28:55		13 - 17	-4	21 SYPRZAK K Goal centre 6m top left (28 GEBALA M), 103 km/h
29:05	15 POSCH F Goal centre 6m bottom left (2 HERMANN A), 84 km/h	14 - 17	-3	
29:34				Team timeout
29:59				9 SICKO S Shot left 9m saved bottom left

### 2nd HALF

Match Time	AUT - Austria	Score	Lead	POL - Poland
30:00	32 DOKNIC G Goalkeeper			1 KORNECKI M Goalkeeper
30:33		14 - 18	-4	5 OLEJNICZAK M Goal breakthrough top left, 76 km/h
31:41	15 POSCH F Goal centre 6m bottom left (30 ZIVKOVIC B), 102 km/h	15 - 18	-3	
32:34		15 - 19	-4	23 MORYTO A Goal right wing bottom left, 101 km/h
33:11	53 BILYK M Goal right wing bottom right, 126 km/h	16 - 19	-3	
34:17		16 - 20	-4	3 DASZEK M Goal breakthrough top centre, 51 km/h
34:25	30 ZIVKOVIC B Turnover (FB)			23 MORYTO A Steal
34:37		16 - 21	-5	23 MORYTO A Goal fast break bottom left, 124 km/h
34:53	30 ZIVKOVIC B Shot right wing saved bottom left			
35:17				9 SICKO S Shot centre 6m saved bottom right
35:25	15 POSCH F Goal fast break bottom left (32 DOKNIC G), 78 km/h	17 - 21	-4	
35:54		17 - 22	-5	23 MORYTO A Goal right wing bottom left (5 OLEJNICZAK M), 85 km/h
36:23	72 HUTECEK L Shot breakthrough saved middle right			
36:30				7 WALCZAK P Technical Fault
37:00	15 POSCH F Goal centre 6m bottom left (72 HUTECEK L), 83 km/h	18 - 22	-4	
37:34	20 FRIMMEL S Steal			20 PILITOWSKI M Turnover (FB)
37:49	20 FRIMMEL S Goal fast break bottom left (53 BILYK M), 101 km/h	19 - 22	-3	
38:12		19 - 23	-4	26 KRAJEWSKI P Goal left wing bottom right (9 SICKO S), 112 km/h
38:27	2 HERMANN A Shot breakthrough saved bottom right			
38:57	20 FRIMMEL S Steal			9 SICKO S Turnover
39:18	20 FRIMMEL S Goal breakthrough bottom right, 108 km/h	20 - 23	-3	
39:29				23 MORYTO A Shot left wing saved middle right

FRI 14 JAN 2022

Start Time: 20:30

## Play by Play

Match No: 20

Bratislava

## AUT 31 - 36 POL

(14 - 17) (17 - 19)

### 2nd HALF

Match Time	AUT - Austria	Score	Lead	POL - Poland
39:54	72 HUTECEK L Turnover (FB)			7 WALCZAK P Steal
40:13		20 - 24	-4	26 KRAJEWSKI P Goal fast break bottom right
40:31	55 WAGNER T Shot centre 6m saved bottom right			
40:39		20 - 25	-5	23 MORYTO A Goal fast break bottom left, 82 km/h
41:23				26 KRAJEWSKI P Shot centre 6m saved bottom right
41:28				28 GEBALA M 2-minutes suspension
41:29				
41:51	8 WEBER R Goal right wing bottom left (28 ZEINER G), 104 km/h	21 - 25	-4	
42:05				23 MORYTO A for 1 KORNECKI M Empty goal
42:43				1 KORNECKI M for 23 MORYTO A Goalkeeper back
42:43	26 HERBURGER L 2-minutes suspension			
42:43				23 MORYTO A for 1 KORNECKI M Empty goal
42:44				
43:03		21 - 26	-5	9 SICKO S Goal breakthrough bottom left
43:03				1 KORNECKI M for 3 DASZEK M Goalkeeper back
43:03	53 BILYK M 2-minutes suspension			
43:03	28 ZEINER G for 32 DOKNIC G Empty goal			
43:04				
43:32	2 HERMANN A Goal breakthrough bottom left, 80 km/h	22 - 26	-4	
43:36	32 DOKNIC G for 28 ZEINER G Goalkeeper back			
43:57		22 - 27	-5	7 WALCZAK P Goal centre 6m bottom right (5 OLEJNICZAK M), 81 km/h
44:10	28 ZEINER G for 32 DOKNIC G Empty goal			
44:43	8 WEBER R 7m received			7 WALCZAK P 7m caused
44:43	32 DOKNIC G for 26 HERBURGER L Goalkeeper back			
44:43				40 ZEMBRZYCKI M for 1 KORNECKI M Goalkeeper Substitution
44:43	20 FRIMMEL S Goal Penalty shot bottom left (8 WEBER R), 85 km/h	23 - 27	-4	
44:57				1 KORNECKI M for 40 ZEMBRZYCKI M Goalkeeper Substitution
45:04				
45:08		23 - 28	-5	23 MORYTO A Goal right wing bottom right, 46 km/h
45:35	28 ZEINER G Shot breakthrough saved bottom left			
46:24	28 ZEINER G Turnover			
46:54	53 BILYK M Steal			5 OLEJNICZAK M Turnover (FB)
46:59	53 BILYK M 7m received			9 SICKO S 7m caused
46:59				9 SICKO S Disqualification (red card-direct)
46:59	20 FRIMMEL S Goal Penalty shot bottom left (53 BILYK M), 73 km/h	24 - 28	-4	
47:00				
47:15				12 PIETRASIK A for 1 KORNECKI M Empty goal
47:43		24 - 29	-5	3 DASZEK M Goal breakthrough bottom right, 131 km/h
47:45				1 KORNECKI M for 12 PIETRASIK A Goalkeeper back
48:09	26 HERBURGER L 7m received			5 OLEJNICZAK M 7m caused
48:26	20 FRIMMEL S Goal Penalty shot bottom left (26 HERBURGER L), 102 km/h	25 - 29	-4	
48:40				12 PIETRASIK A for 1 KORNECKI M Empty goal
49:00				
49:02				1 KORNECKI M for 9 SICKO S Goalkeeper back
49:02		25 - 30	-5	12 PIETRASIK A Goal breakthrough bottom right, 115 km/h
49:11	53 BILYK M Goal centre 6m bottom centre, 92 km/h	26 - 30	-4	
50:03		26 - 31	-5	3 DASZEK M Goal breakthrough bottom left, 75 km/h
50:22	Team timeout			
50:40	53 BILYK M Goal centre 6m bottom left (30 ZIVKOVIC B), 130 km/h	27 - 31	-4	
50:49		27 - 32	-5	5 OLEJNICZAK M Goal breakthrough bottom centre, 70 km/h
51:03	39 HAUSLE R for 32 DOKNIC G Goalkeeper Substitution			
51:03	8 WEBER R 7m received			26 KRAJEWSKI P 7m caused
51:03				40 ZEMBRZYCKI M for 1 KORNECKI M Goalkeeper Substitution
51:03	20 FRIMMEL S Goal Penalty shot bottom centre (8 WEBER R), 88 km/h	28 - 32	-4	
51:15				1 KORNECKI M for 40 ZEMBRZYCKI M Goalkeeper Substitution
51:45				12 PIETRASIK A Shot centre 9m saved bottom right
52:17	53 BILYK M Shot centre 9m saved top right			
53:16		28 - 33	-5	12 PIETRASIK A Goal centre 9m bottom right (5 OLEJNICZAK M), 118 km/h
53:44	30 ZIVKOVIC B Goal centre 6m bottom left, 108 km/h	29 - 33	-4	
53:50				Team timeout
54:21	26 HERBURGER L 7m caused			20 PILITOWSKI M 7m received
54:40		29 - 34	-5	23 MORYTO A Goal Penalty shot bottom left (20 PILITOWSKI M), 96 km/h
55:09	20 FRIMMEL S Shot flying throw saved top left			
55:34		29 - 35	-6	21 SYPRZAK K Goal centre 6m bottom right (23 MORYTO A), 126 km/h
56:09	28 ZEINER G Shot centre 6m missed			
56:38				20 PILITOWSKI M Turnover (FB)
56:45	8 WEBER R Goal fast break bottom centre (39 HAUSLE R), 73 km/h	30 - 35	-5	

AUT 31 - 36 POL  
(14 - 17) (17 - 19)

2nd HALF

Match Time	AUT - Austria	Score	Lead	POL - Poland
57:21				23 MORYTO A Shot right wing saved bottom right
57:33	8 WEBER R Shot right wing missed			
58:34				3 DASZEK M Shot right wing saved top left
58:43	53 BILYK M Shot centre 6m saved bottom left			
58:51		30 - 36	-6	26 KRAJEWSKI P Goal fast break middle right (1 KORNECKI M), 46 km/h
59:41	28 ZEINER G Goal centre 9m bottom right, 107 km/h	31 - 36	-5	

## Match Team Statistics

Match No: 20

### AUT 31 - 36 POL

(14 - 17) (17 - 19)

Referees: HANSEN Mads (DEN) / MADSEN Jesper (DEN)

**AUT - Austria** Coach: PAJOVIC Ales (SLO)

Time outs: 2

No.	Name	Total			All Goals / Shots							Punishments				Offence			Defence			TP		
		Goals	Shots	%	7mP	7m%	6mC	Wing	BT	FB	FTO	9m	YC	RC	2M	2+2	AS	R7	TO/TF	ST	BS		P7	
2	HERMANN Alexander	3	4	75			1/1		2/3								1							31:21
7	BOZOVIC Janko	1	3	33			0/1				1/2						2		1 / 1		1			25:26
8	WEBER Robert	4	6	67	1/2	50		1/2		2/2							3	2						56:26
15	POSCH Fabian	7	8	88			5/6	1/1		1/1				1			1	1				1		28:45
20	FRIMMEL Sebastian	8	9	89	5/5	100	1/2		1/1	1/1				1						2		1		58:01
24	DICKER Daniel																							0:00
26	HERBURGER Lukas													1		1	1				1	1		29:29
28	ZEINER Gerald	3	6	50			1/3	1/1	0/1		1/1						2		2					15:29
30	ZIVKOVIC Boris	1	2	50			1/1	0/1						1			2		1			1		32:06
32	DOKNIC Golub																1		1					46:39
39	HAUSLE Ralf Patrick																1							8:57
44	RANFTL Julian																							0:00
45	DAMBOCK Eric																							2:17
53	BILYK Mykola	3	5	60			2/3	1/1			0/1			1		5	1			1				42:26
55	WAGNER Tobias	1	3	33			1/3											1				1		21:46
72	HUTECEK Lukas	0	2	0					0/2								4	1	1					20:52
Totals		31	48	65	6/7	86	12/20	4/6	3/7	4/4		2/4			5		23	7	6 / 1	3	3	4		

No.	Name	Total			All Saves / Shots										
		Saves	Shots	%	7mP	7m%	6mC	Wing	BT	FB	FTO	9m	9m%	NS	NS%
32	DOKNIC Golub	6	38	16	0/2	0	4/9	1/10	0/10	0/4		1/3	33	5/29	17
39	HAUSLE Ralf Patrick	3	7	43	0/1	0	0/1	2/2		0/1		1/2	50	2/3	67
Totals		9	45	20	0/3	0	4/10	3/12	0/10	0/5		2/5	40	7/32	22

## Attacks

Team	All		Player Majority		Player Minority		Position Attacks		FB		Ind. FB		Team FB		TO	TO %
	G/Att.	%	G/Att.	%	G/Att.	%	G/Att.	%	G/Att.	%	G/Att.	%	G/Att.	%		
AUT	31/54	57	2/3	67	4/7	57	27/47	57	4/7	57			4/7	57	7	13

## Team Shots

	Goals	Saves	Missed	Post	Blocked	Total	%	Prop %
6m Shots	12	6	2			20	60	42
Wing Shots	4	1	1			6	67	13
L R	2 2	1	1			2 4	100 50	4 8
9m Shots	2	1	1			4	50	8
L C R	1 1	1	1			1 3	100 33	2 6 0
7m Penalty Throws	6		1			7	86	15
Fast Breaks	4					4	100	8
Breakthroughs	3		1			7	43	15
Totals	31	11	6			48	65	100

Legend:			
%	Efficiency	2M	2-Minute Suspensions
9m	9-metre Shots	AS	Assists
EG	Empty Goal	FB	Fast Breaks
L	Left	NS	Near Shots
R	Right	RC	Red Cards
Wing	Wing Shots	YC	YC
2+2	2+2 Minute Suspensions	2+2	2+2 Minute Suspensions
BS	Blocked Shots	BT	Breakthroughs
FTO	Fast Throw off	G/Att.	Goals/Attacks
P7	Penalty 7-metre Fouls	Prop %	Proportion of Goals
ST	Steals	TO/TF	Turnover/Technical Faults
6mC	6-metre Centre Shots	7mP	7-metre Penalty Shots
C	Center	Ind.	Individual
R7	Received 7-metre Fouls	TP	Time Played

FRI 14 JAN 2022  
Start Time: 20:30

### Preliminary Round - Group D

Bratislava

## Match Team Statistics

Match No: 20

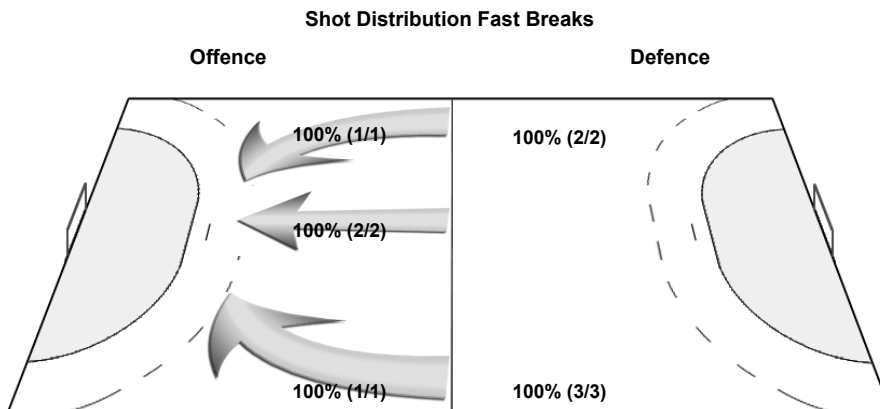
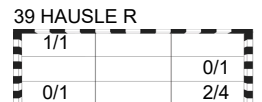
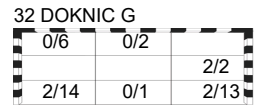
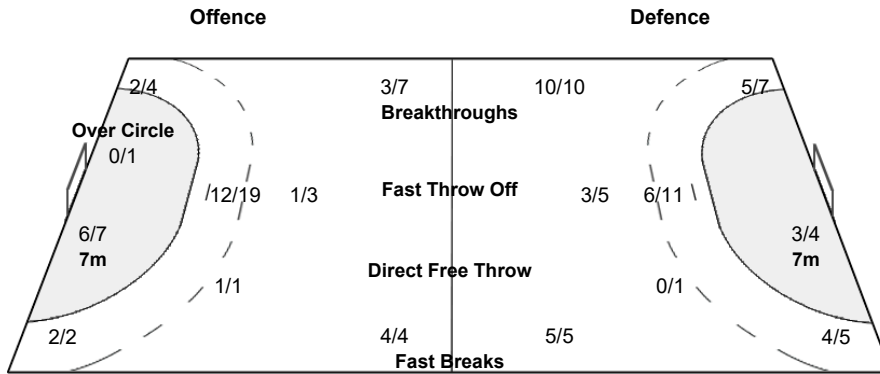
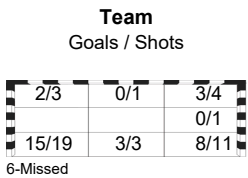
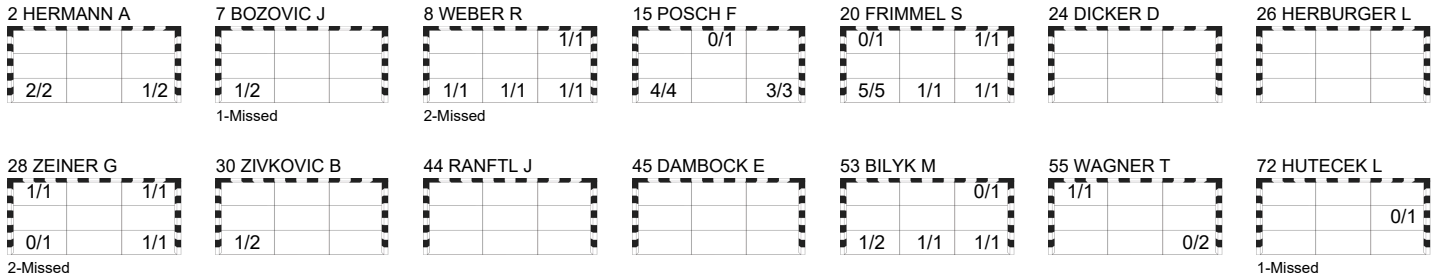
### AUT 31 - 36 POL

(14 - 17) (17 - 19)

Referees: HANSEN Mads (DEN) / MADSEN Jesper (DEN)

## AUT - Austria

### OverView of Shot Distribution



FRI 14 JAN 2022

Start Time: 20:30

## Match Team Statistics

Bratislava

Match No: 20

### AUT 31 - 36 POL

(14 - 17) (17 - 19)

Referees: HANSEN Mads (DEN) / MADSEN Jesper (DEN)

**POL - Poland** Coach: ROMBEL Patryk

Time outs: 2

No.	Name	Total			All Goals / Shots							Punishments				Offence			Defence			TP	
		Goals	Shots	%	7mP	7m%	6mC	Wing	BT	FB	FTO	9m	YC	RC	2M	2+2	AS	R7	TO/TF	ST	BS		P7
1	KORNECKI Mateusz															2							57:11
3	DASZEK Michal	6	7	86			1/1	0/1	5/5									1					46:28
4	JEDRASZCZYK Piotr																						0:00
5	OLEJNICZAK Michal	2	2	100					2/2						1		7	1	1	1		2	49:33
6	KOMARZEWSKI Krzysztof																						0:00
7	WALCZAK Patryk	2	2	100			1/1	1/1										/ 1	1		2		35:51
8	BIS Bartlomiej																						4:38
9	SICKO Szymon	6	10	60			1/3	1/1	2/2		2/4		1			2		2			1		28:51
12	PIETRASIK Ariel Piotr	2	3	67					1/1		1/2												11:50
18	BECKMAN Melwin																						0:00
20	PILITOWSKI Maciej															1	1	2 / 1					9:44
21	SYPRZAK Kamil	2	3	67			2/3										1						14:07
23	MORYTO Arkadiusz	9	12	75	3/4	75		3/5		3/3						2		1	1				58:12
26	KRAJEWSKI Przemyslaw	6	7	86			0/1	4/4	2/2							1	1				1		59:50
28	GEBALA Maciej	1	2	50			1/2								1		1					1	43:19
40	ZEMBRZYCKI Mateusz																						0:26
Totals		36	48	75	3/4	75	6/11	9/12	10/10	5/5		3/6		1	2		16	4	7 / 2	3		7	

No.	Name	Total			All Saves / Shots										
		Saves	Shots	%	7mP	7m%	6mC	Wing	BT	FB	FTO	9m	9m%	NS	NS%
1	KORNECKI Mateusz	11	40	28	0/4	0	6/18	1/5	3/6	0/4		1/3	33	10/29	34
40	ZEMBRZYCKI Mateusz	0	2	0	0/2	0									
Totals		11	42	26	0/6	0	6/18	1/5	3/6	0/4		1/3	33	10/29	34

## Attacks

Team	All		Player Majority		Player Minority		Position Attacks		FB		Ind. FB		Team FB		TO	TO %
	G/Att.	%	G/Att.	%	G/Att.	%	G/Att.	%	G/Att.	%	G/Att.	%	G/Att.	%		
POL	36/57	63	7/8	88	0/1	0	31/49	63	5/8	63			5/8	63	9	16

## Team Shots

	Goals	Saves	Missed	Post	Blocked	Total	%	Prop %
6m Shots	6	4			1	11	55	23
Wing Shots	9	3				12	75	25
L R	4 5	1 2				5 7	80 71	10 15
9m Shots	3	2			1	6	50	13
L C R	3	1 1			1	1 5	0 60	2 10 0
7m Penalty Throws	3			1		4	75	8
Fast Breaks	5					5	100	10
Breakthroughs	10					10	100	21
Totals	36	9		1	2	48	75	100

Legend:	
% Efficiency	<b>2M</b> 2-Minute Suspensions
<b>9m</b> 9-metre Shots	<b>AS</b> Assists
<b>EG</b> Empty Goal	<b>FB</b> Fast Breaks
<b>L</b> Left	<b>NS</b> Near Shots
<b>R</b> Right	<b>RC</b> Red Cards
<b>Wing</b> Wing Shots	<b>YC</b> YC
	<b>2+2</b> 2+2 Minute Suspensions
	<b>BS</b> Blocked Shots
	<b>FTO</b> Fast Throw off
	<b>P7</b> Penalty 7-metre Fouls
	<b>ST</b> Steals
	<b>6mC</b> 6-metre Centre Shots
	<b>BT</b> Breakthroughs
	<b>G/Att.</b> Goals/Attacks
	<b>Prop %</b> Proportion of Goals
	<b>TO/TF</b> Turnover/Technical Faults
	<b>7mP</b> 7-metre Penalty Shots
	<b>C</b> Center
	<b>Ind.</b> Individual
	<b>R7</b> Received 7-metre Fouls
	<b>TP</b> Time Played



**Match Team Statistics**  
**Match No: 20**

**AUT 31 - 36 POL**  
 (14 - 17) (17 - 19)

**Referees:** HANSEN Mads (DEN) / MADSEN Jesper (DEN)

**POL - Poland**

**OverView of Shot Distribution**

